

## Pirelli Aragon Round, 21-23 May 2021 Chronological Analysis Free Practice 1st Session

1° 10 U. ORRADRE (2'06.814)							
Lap	Seg.1	Seg.2	Seg.3	Seg.4	Lap Time	km/h	Local Time
1		37.976	24.955	33.921	198,2	9:47'11.291	
2	37.060	36.520	24.078	33.415	2'11.073	200,0	9:49'22.364
3	36.677	36.101	23.639	33.309	2'09.726	199,6	9:51'32.090
4	36.515	35.944	23.557	33.700	2'09.716	197,8	9:53'41.806
5	36.048	35.727	23.306	39.363	2'14.444P	197,4	9:55'56.250
6	9'21.070	37.008	29.404	37.613	11'05.095P	179,4	10:07'01.345
7	35.842	35.731	23.600	35.572	2'10.745	159,1	10:09'12.090
8	35.899	<b>35.370</b>	<b>22.974</b>	33.112	2'07.355	203,8	10:11'19.445
9	39.218	36.009	23.285	33.043	2'11.555	201,1	10:13'31.000
10	<b>35.528</b>	35.378	23.166	<b>32.742</b>	<b>2'06.814</b>	<b>206,9</b>	10:15'37.814
11	35.720	38.246	23.582	34.713	2'12.261	177,6	10:17'50.075
12	35.856	35.530	23.117	33.238	2'07.741	200,0	10:19'57.816

1		39.859	25.406	34.607	199,3	9:47'46.738	
2	37.678	37.119	24.308	33.864	2'12.969	198,2	9:49'59.707
3	36.792	35.867	23.874	33.338	2'09.871	196,7	9:52'09.578
4	36.382	36.183	23.801	33.692	2'10.058	200,0	9:54'19.636
5	<b>35.773</b>	35.960	23.541	33.312	2'08.586	200,4	9:56'28.222
6	35.811	35.599	23.348	<b>33.142</b>	<b>2'07.900</b>	<b>203,8</b>	9:58'36.122
7	42.696	37.438	24.903	41.759	2'26.796CP	200,7	10:01'02.918
8	7'01.200	36.421	24.345	33.817	8'35.783P	198,2	10:09'38.701
9	36.085	35.929	23.391	33.530	2'08.935	197,1	10:11'47.636
10	35.969	35.644	23.427	33.556	2'08.596	197,1	10:13'56.232
11	35.880	35.787	23.543	33.748	2'08.958	196,7	10:16'05.190
12	35.820	<b>35.576</b>	<b>23.181</b>	33.554	2'08.131	196,7	10:18'13.321
13	35.890	35.617	23.303	41.395	2'16.205P	195,7	10:20'29.526

2° 69 T. BOOTH-AMOS (2'07.387)							
Lap	Seg.1	Seg.2	Seg.3	Seg.4	Lap Time	km/h	Local Time
1		37.343	25.317	33.555	203,4	9:47'29.438	
2	36.264	35.865	23.249	<b>32.777</b>	2'08.155	<b>209,7</b>	9:49'37.593
3	35.721	35.895	23.620	32.939	2'08.175	202,2	9:51'45.768
4	36.794	36.282	23.435	33.898	2'10.409	192,5	9:53'56.177
5	35.672	35.764	22.988	33.235	2'07.659	198,5	9:56'03.836
6	36.350	<b>35.363</b>	22.916	33.513	2'08.142	194,9	9:58'11.978
7	35.917	37.044	24.654	41.685	2'19.300CP	180,3	10:00'31.278
8	4'46.277	37.019	28.024	37.416	6'28.736P	177,6	10:07'00.014
9	35.918	37.015	23.973	34.755	2'11.661	181,2	10:09'11.675
10	35.805	35.452	22.999	35.576	2'09.832	197,1	10:11'21.507
11	35.914	35.659	22.902	33.528	2'08.003	198,2	10:13'29.510
12	35.624	35.610	23.010	33.389	2'07.633	197,4	10:15'37.143
13	35.880	35.419	<b>22.826</b>	33.698	2'07.823	197,1	10:17'44.966
14	<b>35.598</b>	35.378	22.855	33.556	<b>2'07.387</b>	196,7	10:19'52.353

6° 99 A. HUERTAS (2'07.911)							
Lap	Seg.1	Seg.2	Seg.3	Seg.4	Lap Time	km/h	Local Time
1		38.206	23.858	33.985	C	198,2	9:49'18.127
2	36.672	36.298	23.457	33.557	2'09.984	194,6	9:51'28.111
3	36.041	35.772	23.337	33.545	2'08.695	198,2	9:53'36.806
4	36.362	36.687	23.408	39.472	2'15.929P	199,3	9:55'52.735
5	9'26.457	36.007	29.524	36.330	11'08.318P	182,7	10:07'01.053
6	36.007	35.702	23.602	36.729	2'12.040	163,4	10:09'13.093
7	36.158	35.476	23.317	33.718	2'08.669	198,2	10:11'21.762
8	35.926	35.499	23.188	33.298	<b>2'07.911</b>	202,6	10:13'29.673
9	<b>35.762</b>	<b>35.433</b>	23.565	<b>33.199</b>	2'07.959	<b>206,9</b>	10:15'37.632
10	36.481	36.056	<b>23.166</b>	33.200	2'08.903	204,2	10:17'46.535
11	35.916	35.664	24.484	34.594	2'10.658	180,6	10:19'57.193

3° 1 J. BUIS (2'07.786)							
Lap	Seg.1	Seg.2	Seg.3	Seg.4	Lap Time	km/h	Local Time
1							9:51'26.520
2					2'08.978		9:53'35.498
3					2'16.793P		9:55'52.291
4	10'24.962	37.289	23.534	33.730	11'59.515P	197,1	10:07'51.806
5	36.097	35.751	23.470	33.343	2'08.661	200,0	10:10'00.467
6	<b>35.834</b>	<b>35.399</b>	23.324	33.229	<b>2'07.786</b>	197,8	10:12'08.253
7	36.032	35.875	23.547	34.257	2'09.711	192,2	10:14'17.964
8	37.831	36.053	23.392	33.306	2'10.582	<b>202,2</b>	10:16'28.546
9	35.896	35.589	<b>23.288</b>	<b>33.049</b>	2'07.822	<b>202,2</b>	10:18'36.368
10	36.138	35.569	42.663	34.149	2'28.519	196,0	10:21'04.887

7° 87 T. KAWAKAMI (2'07.926)							
Lap	Seg.1	Seg.2	Seg.3	Seg.4	Lap Time	km/h	Local Time
1		37.636	24.684	34.687		189,5	9:47'11.281
2	37.346	36.783	24.080	33.737	2'11.946	196,7	9:49'23.227
3	36.452	35.878	23.447	33.137	2'08.914	<b>201,9</b>	9:51'32.141
4	37.376	36.062	23.544	33.704	2'10.686	194,9	9:53'42.827
5	36.496	36.808	23.578	39.513	2'16.395P	198,2	9:55'59.222
6	9'16.190	40.600	28.303	34.683	10'59.776P	187,8	10:06'58.998
7	37.071	37.878	23.564	34.004	2'12.517	192,2	10:09'11.515
8	36.332	35.499	23.243	33.558	2'08.632	197,8	10:11'20.147
9	37.032	36.428	<b>23.232</b>	33.518	2'10.210	197,8	10:13'30.357
10	36.087	35.630	<b>23.232</b>	<b>32.977</b>	<b>2'07.926</b>	200,4	10:15'38.283
11	36.208	35.869	23.438	33.342	2'08.857	196,0	10:17'47.140
12	<b>36.016</b>	<b>35.250</b>	23.528	33.720	2'08.514	195,3	10:19'55.654

4° 20 D. LOUREIRO (2'07.891)							
Lap	Seg.1	Seg.2	Seg.3	Seg.4	Lap Time	km/h	Local Time
1		38.131	24.881	33.934		195,7	9:47'25.548
2	36.874	36.056	23.491	33.484	2'09.905	<b>202,2</b>	9:49'35.453
3	36.632	35.948	23.674	33.848	2'10.102	194,9	9:51'45.555
4	36.848	35.641	23.437	33.495	2'09.421	196,4	9:53'54.976
5	36.593	36.432	24.258	41.053	2'18.336CP	187,5	9:56'13.312
6	8'19.557	36.989	24.732	36.191	9'57.469P	178,2	10:06'10.781
7	36.613	35.980	23.560	33.769	2'09.922	194,6	10:08'20.703
8	36.285	35.759	23.412	33.512	2'08.968	196,7	10:10'29.671
9	36.363	35.747	23.468	39.567	2'15.145P	193,5	10:12'44.816
10	1'33.338	51.334	24.106	35.924	3'24.702P	177,9	10:16'09.518
11	<b>35.988</b>	<b>35.460</b>	<b>23.196</b>	<b>33.247</b>	<b>2'07.891</b>	198,5	10:18'17.409
12	36.356	35.927	23.438	33.606	2'09.327	195,3	10:20'26.736

8° 54 B. SOFUOGLU (2'08.077)							
Lap	Seg.1	Seg.2	Seg.3	Seg.4	Lap Time	km/h	Local Time
1		37.856	24.300	34.209		191,8	9:47'49.665
2	36.148	35.707	23.953	33.839	2'09.647	192,5	9:49'59.312
3	36.718	35.810	24.096	33.680	2'10.304	192,2	9:52'09.616
4	36.170	35.881	23.439	33.741	2'09.231	193,2	9:54'18.847
5	35.849	35.533	<b>23.105</b>	33.847	2'08.334	193,5	9:56'27.181
6	35.776	<b>35.472</b>	23.391	33.640	2'08.279	193,9	9:58'35.460
7	37.194	37.487	25.947	42.533	2'23.161CP	197,4	10:00'58.621
8	5'52.728	36.565	24.274	37.783	7'31.350P	156,5	10:08'29.971
9	35.948	35.565	23.430	<b>33.167</b>	2'08.110	<b>204,5</b>	10:10'38.081
10	35.692	35.585	23.460	33.498	2'08.235	198,9	10:12'46.316
11	36.184	35.793	23.596	35.462	2'11.035	180,6	10:14'57.351
12	36.526	44.347	24.163	34.709	2'19.745	175,6	10:17'17.096
13	<b>35.643</b>	35.796	23.144	33.494	<b>2'08.077</b>	194,2	10:19'25.173

5° 46 S. DI SORA (2'07.900)							
Lap	Seg.1	Seg.2	Seg.3	Seg.4	Lap Time	km/h	Local Time
1							9:50'29.738
1					37.915	24.963	34.042

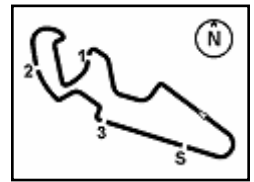
9° 17 K. MEUFFELS (2'08.187)							
Lap	Seg.1	Seg.2	Seg.3	Seg.4	Lap Time	km/h	Local Time
1							9:50'29.738
1					37.915	24.963	34.042
1							196,0
1							9:50'29.738

21/05/2021 P = Pits In/Out - C = Lap Time Cancelled

These data/results cannot be reproduced, stored and/or transmitted in whole or in part by any manner of electronic, mechanical, photocopying, recording, broadcasting or otherwise now known or herein after developed without the previous express consent by the copyright owner, except for reproduction in daily press and regular printed publications on sale to the public within 60 days of the event related to those data/results and always provided that copyright symbol appears together as follows below.

© DORNA WSBK ORGANIZATION Srl 2021





MotorLand Aragon 5.077 m

## Pirelli Aragon Round, 21-23 May 2021

### Chronological Analysis Free Practice 1st Session

2 / 6

Lap	Seg.1	Seg.2	Seg.3	Seg.4	Lap Time	km/h	Local Time
2	36.765	36.363	24.045	33.922	2'11.095	196,4	9:52'40.833
3	36.430	36.094	23.685	33.602	2'09.811	198,2	9:54'50.644
4	36.525	35.969	23.817	40.482	2'16.793P	196,0	9:57'07.437
5	9'09.731	37.576	24.048	33.483	10'44.838P	198,9	10:07'52.275
6	35.920	35.806	23.568	33.187	2'08.481C	203,0	10:10'00.756
7	35.926	35.619	<b>23.494</b>	33.148	<b>2'08.187</b>	201,5	10:12'08.943
8	<b>35.836</b>	35.799	23.669	34.090	2'09.394	190,8	10:14'18.337
9	36.187	35.794	23.654	33.268	2'08.903	<b>203,4</b>	10:16'27.240
10	36.218	36.100	23.543	34.179	2'10.040	193,9	10:18'37.280
11	36.114	<b>35.599</b>	23.686	<b>33.030</b>	2'08.429	200,7	10:20'45.709

#### 10° 43 H. KHOURI (2'08.189)

Lap	Seg.1	Seg.2	Seg.3	Seg.4	Lap Time	km/h	Local Time
1		39.050	25.435	34.254		<b>202,2</b>	9:47'26.253
2	36.556	36.340	23.985	33.518	2'10.399	201,1	9:49'36.652
3	36.092	36.431	23.520	<b>33.230</b>	2'09.273	200,0	9:51'45.925
4	36.087	36.560	23.396	33.297	2'09.340	201,5	9:53'55.265
5	36.733	35.951	24.373	33.643	2'10.700	201,1	9:56'05.965
6	<b>35.886</b>	<b>35.706</b>	23.339	33.258	<b>2'08.189</b>	201,1	9:58'14.154
7	43.578	45.169	27.896	45.686	2'42.329CP	168,2	10:00'56.483
8	7'06.266	36.871	23.595	34.110	8'40.842P	195,3	10:09'37.325
9	39.299	36.021	23.383	33.903	2'12.606	196,7	10:11'49.931
10	36.163	36.027	23.506	33.722	2'09.418	196,0	10:13'59.349
11	36.322	35.791	23.419	33.582	2'09.114	198,5	10:16'08.463
12	35.991	35.755	23.486	33.551	2'08.783	196,0	10:18'17.246
13	36.019	35.736	<b>23.273</b>	33.690	2'08.718	196,0	10:20'25.964

#### 11° 61 Y. OKAYA (2'08.215)

Lap	Seg.1	Seg.2	Seg.3	Seg.4	Lap Time	km/h	Local Time
1		36.981	24.014	33.928		202,6	9:49'17.880
2	36.715	36.089	23.579	33.783	2'10.166	197,8	9:51'28.046
3	36.311	35.670	23.499	33.343	2'08.823	203,4	9:53'36.869
4	36.183	35.676	23.555	33.751	2'09.165	198,2	9:55'46.034
5	36.848	37.024	25.179	43.605	2'22.656P	194,2	9:58'08.690
6	8'08.864	37.299	24.132	33.413	9'43.708P	198,9	10:07'52.398
7	36.012	35.718	23.668	33.090	2'08.488	<b>205,7</b>	10:10'00.886
8	35.923	35.676	23.557	<b>33.059</b>	<b>2'08.215</b>	<b>205,7</b>	10:12'09.101
9	<b>35.817</b>	35.719	<b>23.320</b>	33.678	2'08.534	196,7	10:14'17.635
10	36.563	35.764	23.627	33.760	2'09.714	196,4	10:16'27.349
11	36.216	35.755	23.512	33.532	2'09.015	199,6	10:18'36.364
12	36.272	<b>35.638</b>	23.420	33.876	2'09.206	196,0	10:20'45.570

#### 12° 58 I. IGLESIAS (2'08.231)

Lap	Seg.1	Seg.2	Seg.3	Seg.4	Lap Time	km/h	Local Time
1		37.622	25.789	34.076		198,5	9:47'30.130
2	36.428	35.534	23.625	<b>33.184</b>	2'08.771	<b>201,9</b>	9:49'38.901
3	<b>35.885</b>	36.099	23.833	33.422	2'09.239	201,5	9:51'48.140
4	36.288	35.717	23.276	33.643	2'08.924	196,7	9:53'57.064
5	35.964	<b>35.245</b>	23.511	33.511	<b>2'08.231</b>	197,1	9:56'05.295
6	35.918	35.318	<b>23.196</b>	33.913	2'08.345	194,2	9:58'13.640
7	17'45.359	37.190	24.156	34.350	19'21.055	191,8	10:17'34.695
8	37.153	36.106	23.559	34.128	2'10.946	193,5	10:19'45.641

#### 13° 76 J. GIRAL ROMERO (2'08.280)

Lap	Seg.1	Seg.2	Seg.3	Seg.4	Lap Time	km/h	Local Time
1		39.074	24.922	34.430		195,3	9:47'45.436
2	37.494	36.828	24.232	34.234	2'12.788	195,7	9:49'58.224
3	36.823	36.456	23.830	34.030	2'11.139	193,9	9:52'09.363
4	36.652	36.106	23.922	33.668	2'10.348	<b>203,4</b>	9:54'19.711
5	36.188	<b>35.606</b>	23.712	33.345	2'08.851	200,4	9:56'28.562
6	35.822	35.717	23.434	<b>33.307</b>	<b>2'08.280</b>	199,6	9:58'36.842
7	37.378	41.399	24.741	45.259	2'28.777CP	196,7	10:01'05.619
8	3'44.244	36.551	23.826	33.966	5'18.587P	193,9	10:06'24.206

#### 14° 11 A. CARRASCO (2'08.348)

Lap	Seg.1	Seg.2	Seg.3	Seg.4	Lap Time	km/h	Local Time
1		38.016	25.724	33.793		203,8	9:47'29.473
2	37.433	36.303	23.949	33.409	2'11.094	203,4	9:49'40.567
3	36.271	35.812	24.117	<b>33.041</b>	2'09.241	<b>206,1</b>	9:51'49.808
4	36.377	36.602	24.051	33.170	2'10.200	201,9	9:54'00.008
5	<b>35.804</b>	<b>35.494</b>	37.334	39.759	2'28.391P	199,6	9:56'28.399
6	7'33.204	36.717	23.967	33.857	9'07.745P	196,0	10:05'36.144
7	36.338	35.628	23.978	33.720	2'09.664	196,0	10:07'45.808
8	36.110	35.687	23.500	33.555	2'08.852	198,5	10:09'54.660
9	36.444	36.236	23.963	40.059	2'16.702P	197,4	10:12'11.362
10	2'30.317	45.691	25.805	35.546	4'17.359P	195,7	10:16'28.721
11	36.075	35.616	<b>23.398</b>	33.259	<b>2'08.348</b>	203,4	10:18'37.069
12	36.054	35.650	23.647	34.073	2'09.424	191,8	10:20'46.493

#### 15° 73 J. PEREZ GONZALEZ (2'08.465)

Lap	Seg.1	Seg.2	Seg.3	Seg.4	Lap Time	km/h	Local Time
1		39.602	25.507	34.935		194,6	9:47'25.082
2	37.569	36.472	24.462	33.606	2'12.109	203,4	9:49'37.191
3	36.938	37.105	24.919	<b>33.413</b>	2'12.375	<b>206,1</b>	9:51'49.566
4	36.461	36.566	23.940	33.681	2'10.648	202,6	9:54'00.214
5	36.567	36.015	23.663	33.863	2'10.108	198,5	9:56'10.322
6	36.820	35.957	23.553	33.692	2'10.022	198,9	9:58'20.344
7	36.861	37.273	26.284	45.784	2'26.202CP	187,2	10:00'46.546
8	4'23.830	38.195	24.547	36.528	6'03.100P	186,9	10:06'49.646
9	36.975	36.079	23.628	34.368	2'11.050	191,2	10:09'00.696
10	36.688	36.054	23.713	37.654	2'14.109	168,0	10:11'14.805
11	36.489	35.844	23.713	33.856	2'09.902	200,0	10:13'24.707
12	36.622	38.543	24.778	33.419	2'13.362	202,2	10:15'38.069
13	<b>35.945</b>	36.142	<b>23.445</b>	33.536	2'09.068	198,9	10:17'47.137
14	36.149	<b>35.371</b>	23.451	33.494	<b>2'08.465</b>	201,5	10:19'55.602

#### 16° 21 V. PEREZ SELFA (2'08.610)

Lap	Seg.1	Seg.2	Seg.3	Seg.4	Lap Time	km/h	Local Time
1		38.431	24.690	34.246		199,6	9:47'27.139
2	36.768	36.423	23.806	33.951	2'10.948	199,3	9:49'38.087
3	36.134	36.329	23.647	33.848	2'09.958	198,5	9:51'48.045
4	36.661	36.072	23.584	<b>33.338</b>	2'09.655	<b>203,0</b>	9:53'57.700
5	36.157	35.763	23.456	33.875	2'09.251	197,8	9:56'06.951
6	36.245	37.837	24.866	44.421	2'23.369P	180,3	9:58'30.320
7	7'47.958	37.574	23.874	33.835	9'23.241P	198,2	10:07'53.561
8	36.323	36.014	23.611	33.357	2'09.305	202,6	10:10'02.866
9	36.135	35.919	23.436	33.668	2'09.158	197,8	10:12'12.024
10	<b>36.028</b>	<b>35.477</b>	<b>23.304</b>	33.801	<b>2'08.610</b>	196,0	10:14'20.634
11	36.531	35.699	23.390	33.724	2'09.344	197,4	10:16'29.978
12	36.216	43.634	24.899	34.703	2'19.452	192,5	10:18'49.430
13	36.160	36.658	24.208	40.961	2'17.987P	194,6	10:21'07.417

#### 17° 93 M. GAGGI (2'08.658)

Lap	Seg.1	Seg.2	Seg.3	Seg.4	Lap Time	km/h	Local Time
1		38.316	24.639	34.658		198,2	9:47'19.931
2	36.693	36.674	23.875	33.928	2'11.170	197,1	9:49'31.101
3	36.718	36.633	23.856	34.526	2'11.733	192,9	9:51'42.834
4	36.508	36.024	23.698	34.158	2'10.388	191,5	9:53'53.222
5	36.707	36.537	23.712	34.005	2'10.961	194,9	9:56'04.183
6	36.321	35.855	23.632	33.776	2'09.584	198,5	9:58'13.767

21/05/2021

P = Pits In/Out - C = Lap Time Cancelled

These data/results cannot be reproduced, stored and/or transmitted in whole or in part by any manner of electronic, mechanical, photocopying, recording, broadcasting or otherwise now known or herein after developed without the previous express consent by the copyright owner, except for reproduction in daily press and regular printed publications on sale to the public within 60 days of the event related to those data/results and always provided that copyright symbol appears together as follows below.

© DORNA WSBK ORGANIZATION Srl 2021



Official Fuel Supplier

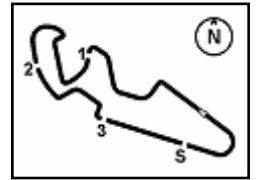


FKR PERUGIA TIMING

Official Tyre Supplier



Official Timekeeper



## Pirelli Aragon Round, 21-23 May 2021

### Chronological Analysis Free Practice 1st Session

MotorLand Aragon 5.077 m

3 / 6

7	41.111	38.250	25.525	42.239	2'27.125CP	184,3	10:00'40.892	7	37.817	39.466	27.004	46.287	2'30.574CP	191,8	10:01'02.780
8	6'21.630	36.160	23.650	33.840	7'55.280P	195,3	10:08'36.172	8	3'39.053	37.503	24.316	35.094	5'15.966P	194,9	10:06'18.746
9	37.222	36.256	23.439	<b>33.361</b>	2'10.278	199,6	10:10'46.450	9	37.476	35.852	23.716	33.881	2'10.925	203,0	10:08'29.671
10	<b>36.119</b>	35.819	<b>23.347</b>	33.626	2'08.911	199,3	10:12'55.361	10	36.199	35.632	23.723	<b>33.146</b>	<b>2'08.700</b>	<b>206,9</b>	10:10'38.371
11	36.770	38.160	25.103	34.984	2'15.017	186,2	10:15'10.378	11	<b>36.129</b>	35.814	23.597	33.768	2'09.308	199,3	10:12'47.679
12	36.212	<b>35.644</b>	23.349	33.453	<b>2'08.658</b>	<b>200,4</b>	10:17'19.036	12	36.169	35.707	23.498	33.408	2'08.782	200,7	10:14'56.461
13	36.205	36.404	24.294	34.616	2'11.519	191,2	10:19'30.555	13	38.398	37.556	24.739	40.800	2'21.493	128,0	10:17'17.954
								14	36.558	36.913	24.844	33.850	2'12.165	197,1	10:19'30.119

#### 18° 64 H. DE CANCELLIS (2'08.681)

Lap	Seg.1	Seg.2	Seg.3	Seg.4	Lap Time	km/h	Local Time
1		39.125	26.058	38.165		187,8	9:47'28.961
2	36.936	36.038	23.605	33.726	2'10.305	201,9	9:49'39.266
3	36.265	36.079	24.383	33.440	2'10.167	<b>205,3</b>	9:51'49.433
4	36.238	36.069	23.613	38.968	2'14.888P	200,7	9:54'04.321
5	2'15.782	41.388	24.217	34.674	3'56.061P	193,9	9:58'00.382
6	36.785	36.069	24.465	39.993	2'17.312CP	195,3	10:00'17.694
7	4'24.953	38.874	23.882	34.392	6'02.101P	189,8	10:06'19.795
8	36.040	35.930	23.412	33.440	2'08.822	200,0	10:08'28.617
9	35.991	35.964	23.516	33.677	2'09.148	198,5	10:10'37.765
10	36.154	<b>35.620</b>	23.700	33.492	2'08.966	203,4	10:12'46.731
11	<b>35.930</b>	35.902	23.591	33.890	2'09.313	194,6	10:14'56.044
12	39.857	38.085	26.568	34.386	2'18.896	196,7	10:17'14.940
13	36.145	35.731	<b>23.394</b>	<b>33.411</b>	<b>2'08.681</b>	202,2	10:19'23.621

#### 22° 19 V. RODRIGUEZ NUNEZ (2'08.777)

Lap	Seg.1	Seg.2	Seg.3	Seg.4	Lap Time	km/h	Local Time
1		37.987	24.455	34.077		202,2	9:47'19.828
2	36.701	36.572	23.923	33.958	2'11.154	195,7	9:49'30.982
3	36.730	36.476	24.021	34.180	2'11.407	194,2	9:51'42.389
4	36.705	36.224	23.585	34.175	2'10.689	192,9	9:53'53.078
5	42.021	36.150	23.864	33.554	2'15.589	199,3	9:56'08.667
6	36.033	<b>35.659</b>	<b>23.322</b>	<b>33.763</b>	<b>2'08.777</b>	195,3	9:58'17.444
7	36.381	39.061	25.644	41.317	2'22.403CP	188,5	10:00'39.847
8	4'02.276	37.097	23.946	35.009	5'38.328P	182,1	10:06'18.175
9	36.512	36.086	23.609	<b>33.672</b>	2'09.879	198,2	10:08'28.054
10	36.446	36.477	24.545	<b>33.439</b>	2'10.907	<b>202,6</b>	10:10'38.961
11	<b>35.801</b>	37.449	32.541	49.567	2'35.358P	137,6	10:13'14.319
12	1'50.599	36.384	23.894	33.965	3'24.842P	195,7	10:16'39.161
13	36.508	35.965	23.671	33.903	2'10.047	194,2	10:18'49.208
14	36.466	38.738	24.925	34.945	2'15.074	187,2	10:21'04.282

#### 19° 72 V. STEEMAN (2'08.682)

Lap	Seg.1	Seg.2	Seg.3	Seg.4	Lap Time	km/h	Local Time
1		37.773	24.982	33.906		200,7	9:47'26.110
2	36.837	36.392	24.083	<b>33.418</b>	2'10.730	<b>202,2</b>	9:49'36.840
3	36.514	36.501	23.979	33.606	2'10.600	197,1	9:51'47.440
4	36.791	36.010	23.681	33.539	2'10.021	198,2	9:53'57.461
5	<b>35.897</b>	<b>35.644</b>	23.592	33.549	<b>2'08.682</b>	201,5	9:56'06.143
6	36.532	36.249	24.301	47.336	2'24.418P	159,1	9:58'30.561
7	6'01.864	37.188	24.559	35.765	7'39.376P	177,6	10:06'09.937
8	36.560	39.630	23.648	33.570	2'13.408C	197,4	10:08'23.345
9	36.601	36.608	23.856	34.082	2'11.147	193,9	10:10'34.492
10	36.337	35.739	<b>23.537</b>	34.078	2'09.691	193,5	10:12'44.183
11	37.441	41.719	24.167	33.886	2'17.213	193,9	10:15'01.396
12	36.874	36.198	24.854	33.910	2'11.836	194,6	10:17'13.232
13	36.154	36.159	23.699	34.434	2'10.446	191,5	10:19'23.678

#### 23° 97 F. PALAZZI (2'08.790)

Lap	Seg.1	Seg.2	Seg.3	Seg.4	Lap Time	km/h	Local Time
1		38.201	24.050	34.391		193,5	9:47'14.378
2	36.816	36.496	23.887	34.002	2'11.201	194,9	9:49'25.579
3	36.241	36.073	23.491	33.844	2'09.649C	194,6	9:51'35.228
4	36.153	<b>35.759</b>	23.296	33.688	2'08.896	196,0	9:53'44.124
5	<b>36.063</b>	35.804	<b>23.283</b>	<b>33.640</b>	<b>2'08.790</b>	199,6	9:55'52.914
6	36.385	37.395	23.819	33.804	2'11.403	198,9	9:58'04.317
7	37.207	39.307	25.800	45.572	2'27.886CP	182,7	10:00'32.203
8	4'18.465	36.397	23.707	34.051	5'52.620P	195,3	10:06'24.823
9	36.987	36.863	24.191	40.810	2'18.851P	<b>200,0</b>	10:08'43.674
10	2'13.593	42.063	27.646	34.253	3'57.555P	194,2	10:12'41.229
11	36.396	39.141	25.697	33.933	2'15.167	197,4	10:14'56.396
12	37.534	36.210	23.641	34.057	2'11.442	193,5	10:17'07.838
13	36.532	35.980	23.486	33.979	2'09.977	193,2	10:19'17.815

#### 20° 8 B. IERACI (2'08.691)

Lap	Seg.1	Seg.2	Seg.3	Seg.4	Lap Time	km/h	Local Time
1		38.770	24.659	34.063		203,0	9:47'27.146
2	36.639	36.510	23.991	33.536	2'10.676C	<b>204,9</b>	9:49'37.822
3	36.283	36.658	23.818	<b>33.623</b>	2'10.382	202,2	9:51'48.204
4	36.412	35.936	23.605	33.785	2'09.738	199,6	9:53'57.942
5	36.199	35.644	23.459	33.751	2'09.053	200,7	9:56'06.995
6	36.404	36.894	24.037	46.088	2'23.423P	190,5	9:58'30.418
7	7'47.018	39.176	23.616	33.753	9'23.563P	200,4	10:07'53.981
8	35.944	36.062	<b>23.169</b>	33.676	2'08.851	198,5	10:10'02.832
9	35.989	35.723	23.316	33.663	<b>2'08.691</b>	198,2	10:12'11.523
10	<b>35.877</b>	<b>35.609</b>	23.221	34.433	2'09.140	193,9	10:14'20.663
11	38.658	36.127	23.459	33.927	2'12.171	197,8	10:16'32.834
12	41.330	37.400	24.128	48.353	2'31.211P	192,9	10:19'04.045

#### 24° 83 M. KAWAKAMI (2'08.806)

Lap	Seg.1	Seg.2	Seg.3	Seg.4	Lap Time	km/h	Local Time
1		37.696	24.417	34.205		192,5	9:47'10.953
2	37.237	36.348	23.782	33.924	2'11.291	192,9	9:49'22.244
3	36.541	36.081	23.584	33.852	2'10.058	191,5	9:51'32.302
4	36.852	35.704	23.397	33.753	2'09.706	198,2	9:53'42.008
5	<b>36.004</b>	35.741	23.504	39.459	2'14.708P	196,0	9:55'56.716
6	9'19.188	37.472	25.364	34.402	10'56.426P	189,8	10:06'53.142
7	36.471	35.942	23.487	33.973	2'09.873	192,2	10:09'03.015
8	36.980	36.453	23.901	34.249	2'11.583	191,2	10:11'14.598
9	36.491	35.975	23.481	34.155	2'10.102	191,5	10:13'24.700
10	37.222	37.411	24.867	33.406	2'12.906	<b>205,3</b>	10:15'37.606
11	36.313	35.773	<b>23.341</b>	<b>33.379</b>	<b>2'08.806</b>	197,8	10:17'46.412
12	36.210	<b>35.531</b>	23.430	34.157	2'09.328	196,4	10:19'55.740

#### 21° 59 A. ZANCA (2'08.700)

Lap	Seg.1	Seg.2	Seg.3	Seg.4	Lap Time	km/h	Local Time
1		39.014	25.002	34.823		197,4	9:47'41.345
2	37.465	36.380	23.778	33.789	2'11.412	199,3	9:49'52.757
3	36.486	36.243	23.772	34.170	2'10.671	192,9	9:52'03.428
4	36.700	35.782	23.627	33.979	2'10.088	193,9	9:54'13.516
5	36.557	35.805	23.536	33.703	2'09.601	198,5	9:56'23.117
6	36.339	<b>35.565</b>	<b>23.450</b>	33.735	2'09.089	196,4	9:58'32.206

#### 25° 77 R. BIJMAN (2'08.816)

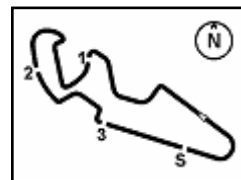
Lap	Seg.1	Seg.2	Seg.3	Seg.4	Lap Time	km/h	Local Time
1		38.350	24.929	34.179		204,9	9:47'26.705
2	37.004	36.853	24.001	<b>33.371</b>	2'11.229	<b>206,9</b>	9:49'37.934
3	36.515	36.863	24.135	33.958	2'11.471C	200,0	9:51'49.405
4	36.992	36.549	24.014	33.758	2'11.313	203,8	9:54'00.718

21/05/2021 P = Pits In/Out - C = Lap Time Cancelled

These data/results cannot be reproduced, stored and/or transmitted in whole or in part by any manner of electronic, mechanical, photocopying, recording, broadcasting or otherwise now known or herein after developed without the previous express consent by the copyright owner, except for reproduction in daily press and regular printed publications on sale to the public within 60 days of the event related to those data/results and always provided that copyright symbol appears together as follows below.

© DORNA WSBK ORGANIZATION Srl 2021





MotorLand Aragon 5.077 m

## Pirelli Aragon Round, 21-23 May 2021

### Chronological Analysis Free Practice 1st Session

4 / 6

Lap	Seg.1	Seg.2	Seg.3	Seg.4	Lap Time	km/h	Local Time
5	36.468	35.951	23.595	33.549	2'09.563	203,8	9:56'10.281
6	36.612	36.620	24.004	43.384	2'20.620CP	186,2	9:58'30.901
7	7'46.076	37.725	23.835	34.186	9'21.822P	196,4	10:07'52.723
8	36.183	36.156	23.558	34.149	2'10.046	197,4	10:10'02.769
9	36.596	35.697	23.540	33.608	2'09.441	204,5	10:12'12.210
10	<b>36.057</b>	35.894	<b>23.463</b>	33.402	<b>2'08.816</b>	199,6	10:14'21.026
11	36.430	<b>35.546</b>	23.502	33.671	2'09.149	202,2	10:16'30.175
12	36.271	43.427	25.123	34.515	2'19.336	194,9	10:18'49.511
13	36.336	36.459	23.605	34.337	2'10.737	192,2	10:21'00.248

Lap	Seg.1	Seg.2	Seg.3	Seg.4	Lap Time	km/h	Local Time
3	36.397	<b>35.680</b>	23.779	<b>33.282</b>	2'09.138	202,6	9:51'50.408
4	36.214	36.665	24.063	33.674	2'10.616	200,4	9:54'01.024
5	36.933	37.016	24.121	33.785	2'11.855	196,7	9:56'12.879
6	36.343	35.850	23.659	33.948	2'09.800	197,1	9:58'22.679
7	36.579	38.076	24.530	44.169	2'23.354CP	190,5	10:00'46.033
8	3'56.246	37.099	24.009	35.442	5'32.796P	184,3	10:06'18.829
9	36.712	36.174	23.669	33.683	2'10.238C	201,5	10:08'29.067
10	36.124	35.868	23.710	33.319	<b>2'09.021</b>	201,1	10:10'38.088
11	36.198	36.123	23.766	34.075	2'10.162	202,2	10:12'48.250
12	<b>36.037</b>	35.776	24.046	33.474	2'09.333	<b>203,8</b>	10:14'57.583
13	37.061	38.172	25.449	35.544	2'16.226	175,6	10:17'13.809
14	36.282	35.681	23.823	33.699	2'09.485	200,7	10:19'23.294

26° 80 G. MASTROLUCA (2'08.849)							
Lap	Seg.1	Seg.2	Seg.3	Seg.4	Lap Time	km/h	Local Time
1		39.097	25.201	35.046		194,2	9:47'22.274
2	37.983	37.026	24.186	33.814	2'13.009	201,1	9:49'35.283
3	37.770	39.547	25.517	43.012	2'25.846P	197,1	9:52'01.129
4	2'16.867	36.962	23.867	33.993	3'51.689P	194,9	9:55'52.818
5	36.978	36.435	23.910	33.921	2'11.244	194,2	9:58'04.062
6	36.880	38.989	24.310	43.581	2'23.760CP	184,0	10:00'27.822
7	4'24.700	36.444	23.911	34.029	5'59.084P	196,4	10:06'26.906
8	36.551	35.846	23.774	<b>33.069</b>	2'09.240	<b>201,9</b>	10:08'36.146
9	36.344	<b>35.751</b>	23.435	33.468	2'08.998	200,7	10:10'45.144
10	39.286	35.855	23.581	33.651	2'12.373	198,5	10:12'57.517
11	<b>36.109</b>	36.356	24.213	44.451	2'21.129P	154,3	10:15'18.646
12	1'41.854	37.243	24.144	34.812	3'18.053P	185,6	10:18'36.699
13	36.199	35.754	<b>23.239</b>	33.657	<b>2'08.849</b>	195,3	10:20'45.548

30° 25 D. BERTA VINALES (2'09.310)							
Lap	Seg.1	Seg.2	Seg.3	Seg.4	Lap Time	km/h	Local Time
1		38.610	24.957	34.105		197,4	9:47'40.190
2	36.789	36.868	24.440	33.745	2'11.842	<b>202,6</b>	9:49'52.032
3	37.319	36.300	23.935	33.811	2'11.365	196,7	9:52'03.397
4	36.912	35.923	23.559	33.707	2'10.101	197,4	9:54'13.498
5	36.771	35.988	23.669	33.764	2'10.192	196,7	9:56'23.690
6	36.505	35.936	23.567	34.518	2'10.526	200,0	9:58'34.216
7	38.355	37.782	26.232	42.654	2'25.023CP	197,4	10:00'59.239
8	3'51.843	36.350	23.622	33.640	5'25.455P	200,7	10:06'24.694
9	36.693	35.995	23.792	33.765	2'10.245	201,5	10:08'34.939
10	36.483	36.109	<b>23.485</b>	34.145	2'10.222	192,9	10:10'45.161
11	36.656	36.035	23.587	33.988	2'10.266	193,5	10:12'55.427
12	36.845	38.491	24.859	33.830	2'14.025	195,7	10:15'09.452
13	36.403	<b>35.892</b>	23.520	<b>33.495</b>	<b>2'09.310</b>	198,5	10:17'18.762
14	<b>36.160</b>	36.600	23.833	33.977	2'10.570	192,9	10:19'29.332

27° 41 M. GARCIA (2'08.853)							
Lap	Seg.1	Seg.2	Seg.3	Seg.4	Lap Time	km/h	Local Time
1		37.720	24.888	34.074		195,7	9:47'29.161
2	37.488	36.434	24.278	33.323	2'11.523	203,4	9:49'40.684
3	36.579	36.313	24.010	<b>33.087</b>	2'09.989	203,0	9:51'50.673
4	36.717	36.302	23.871	33.410	2'10.300	<b>206,1</b>	9:54'00.973
5	37.090	36.757	23.931	33.785	2'11.563	195,3	9:56'12.536
6	36.891	35.740	23.762	33.449	2'09.842	198,2	9:58'22.378
7	36.686	38.257	25.325	44.958	2'25.226CP	189,5	10:00'47.604
8	4'27.450	37.368	25.982	34.884	6'05.684P	192,9	10:06'53.288
9	36.494	35.851	23.675	33.571	2'09.591	196,4	10:09'02.879
10	36.990	36.392	24.934	33.706	2'12.022	196,0	10:11'14.901
11	36.765	36.160	23.697	33.893	2'10.515	198,2	10:13'25.416
12	36.334	37.220	25.113	33.275	2'11.942	202,6	10:15'37.358
13	<b>36.045</b>	35.646	23.555	33.607	<b>2'08.853</b>	195,7	10:17'46.211
14	36.579	<b>35.522</b>	<b>23.492</b>	33.583	2'09.176	196,0	10:19'55.387

31° 27 A. DIEZ RODRIGUEZ (2'09.406)							
Lap	Seg.1	Seg.2	Seg.3	Seg.4	Lap Time	km/h	Local Time
1		38.748	25.217	34.409		202,2	9:47'41.375
2	37.894	36.779	24.140	33.916	2'12.729	198,5	9:49'54.104
3	36.975	36.323	23.874	33.726	2'10.898	204,2	9:52'05.002
4	36.780	36.046	23.804	33.858	2'10.488	199,3	9:54'15.490
5	36.624	35.990	<b>23.671</b>	33.621	2'09.906	198,5	9:56'25.396
6	36.845	36.082	23.821	33.715	2'10.463	196,0	9:58'35.859
7	38.183	37.869	25.135	42.471	2'23.658CP	193,2	10:00'59.517
8	3'42.414	36.766	24.102	36.091	5'19.373P	190,1	10:06'18.890
9	37.132	<b>35.931</b>	23.900	33.674	2'10.637	204,2	10:08'29.527
10	<b>36.235</b>	36.215	23.785	<b>33.171</b>	<b>2'09.406</b>	<b>209,7</b>	10:10'38.933
11	37.845	36.287	23.873	33.794	2'11.799	199,3	10:12'50.732

28° 52 O. KONIG (2'08.914)							
Lap	Seg.1	Seg.2	Seg.3	Seg.4	Lap Time	km/h	Local Time
1		38.282	25.407	34.746		196,7	9:47'40.493
2	36.866	36.571	24.130	33.804	2'11.371	201,1	9:49'51.864
3	38.025	36.986	23.889	34.767	2'13.667	190,8	9:52'05.531
4	36.763	36.167	23.771	33.988	2'10.689	196,7	9:54'16.220
5	36.358	35.979	23.640	33.310	2'09.287	207,7	9:56'25.507
6	36.342	38.935	23.688	33.713	2'12.678C	199,3	9:58'38.185
7	36.464	38.222	25.904	46.274	2'26.864CP	195,3	10:01'05.049
8	3'37.575	38.068	23.871	34.790	5'14.304P	189,8	10:06'19.353
9	36.972	36.378	23.639	33.779	2'10.768	202,6	10:08'30.121
10	36.005	35.977	23.824	<b>33.108</b>	<b>2'08.914</b>	<b>210,9</b>	10:10'39.035
11	<b>35.893</b>	<b>35.916</b>	23.572	33.540	2'08.921	200,7	10:12'47.956
12	35.983	36.044	<b>23.558</b>	33.977	2'09.562	201,9	10:14'57.518
13	42.982	36.935	24.316	40.122	2'24.355P	193,5	10:17'21.873

32° 48 T. BRIANTI (2'09.422)							
Lap	Seg.1	Seg.2	Seg.3	Seg.4	Lap Time	km/h	Local Time
1		39.673	25.776	36.616		182,1	9:47'31.260
2	37.239	36.624	24.197	33.941	2'12.001	196,4	9:49'43.261
3	37.105	36.318	24.414	34.109	2'11.946	195,3	9:51'55.207
4	37.123	36.130	24.214	34.076	2'11.543	194,9	9:54'06.750
5	37.026	36.251	24.470	34.261	2'12.008	193,2	9:56'18.758
6	36.725	36.264	23.848	33.753	2'10.590	<b>197,1</b>	9:58'29.348
7	37.721	38.607	25.861	41.755	2'23.944CP	185,6	10:00'53.292
8	9'47.731	36.294	23.746	33.907	11'21.678P	196,4	10:12'14.970
9	36.432	35.973	23.707	33.932	2'10.044	194,6	10:14'25.014
10	<b>36.416</b>	<b>35.818</b>	23.542	<b>33.646</b>	<b>2'09.422</b>	<b>197,1</b>	10:16'34.436
11	36.442	36.016	23.674	33.923	2'10.055	194,2	10:18'44.491
12	36.544	35.903	<b>23.514</b>	34.165	2'10.126	193,2	10:20'54.617

29° 2 A. CARRION (2'09.021)							
Lap	Seg.1	Seg.2	Seg.3	Seg.4	Lap Time	km/h	Local Time
1		37.889	24.740	34.110		198,5	9:47'31.233
2	36.861	36.137	<b>23.619</b>	33.420	2'10.037	200,7	9:49'41.270

33° 85 K. SABATUCCI (2'09.431)							
Lap	Seg.1	Seg.2	Seg.3	Seg.4	Lap Time	km/h	Local Time
1		38.485	24.594	35.044		192,2	9:47'39.736
2	37.122	36.846	24.061	34.275	2'12.304	191,2	9:49'52.040

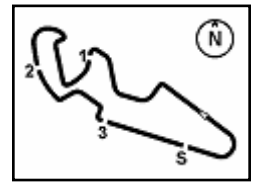
21/05/2021 P = Pits In/Out - C = Lap Time Cancelled

These data/results cannot be reproduced, stored and/or transmitted in whole or in part by any manner of electronic, mechanical, photocopying, recording, broadcasting or otherwise now known or herein after developed without the previous express consent by the copyright owner, except for reproduction in daily press and regular printed publications on sale to the public within 60 days of the event related to those data/results and always provided that copyright symbol appears together as follows below.

© DORNA WSBK ORGANIZATION Srl 2021







## Pirelli Aragon Round, 21-23 May 2021

### Chronological Analysis Free Practice 1st Session

5 / 6

Lap	Seg.1	Seg.2	Seg.3	Seg.4	Lap Time	km/h	Local Time
3	37.051	37.427	23.621	34.417	2'12.516	191,8	9:52'04.556
4	36.455	36.114	24.715	34.169	2'11.453	197,8	9:54'16.009
5	36.380	36.019	23.521	33.654	2'09.574	198,9	9:56'25.583
6	36.532	36.186	23.957	<b>33.438</b>	2'10.113	<b>204,2</b>	9:58'35.696
7	37.754	36.932	25.282	43.216	2'23.184CP	186,9	10:00'58.880
8	3'52.758	36.142	23.512	34.133	5'26.545P	195,3	10:06'25.425
9	36.575	36.062	23.432	33.632	2'09.701	201,9	10:08'35.126
10	36.764	36.291	24.550	34.021	2'11.626	193,5	10:10'46.752
11	<b>36.173</b>	35.930	23.424	33.986	2'09.513	196,7	10:12'56.265
12	36.484	37.303	24.464	43.385	2'21.636P	183,7	10:15'17.901
13	57.075	<b>35.803</b>	<b>23.319</b>	33.684	2'29.881P	197,8	10:17'47.782
14	36.317	35.895	23.343	33.876	<b>2'09.431</b>	198,5	10:19'57.213

38° 22 J. ROMERO (2'11.418)							
Lap	Seg.1	Seg.2	Seg.3	Seg.4	Lap Time	km/h	Local Time
1		39.536	25.470	34.877	194,2	9:47'19.783	
2	38.027	37.915	24.870	34.005	2'14.817	197,4	9:49'34.600
3	37.824	37.965	25.440	33.947	2'15.176	200,4	9:51'49.776
4	37.499	36.963	24.379	<b>33.677</b>	2'12.518	<b>203,4</b>	9:54'02.294
5	37.207	37.102	24.441	33.866	2'12.616	198,2	9:56'14.910
6	37.298	36.980	24.318	33.717	2'12.313	198,5	9:58'27.223
7	38.727	41.053	28.258	48.710	2'36.748CP	183,7	10:01'03.971
8	3'29.737	37.109	24.668	34.081	5'05.595P	196,4	10:06'09.566
9	37.722	36.720	24.314	34.133	2'12.889	194,9	10:08'22.455
10	37.231	37.041	24.451	34.127	2'12.850	198,2	10:10'35.305
11	37.212	36.838	24.684	34.369	2'13.103	202,6	10:12'48.408
12	<b>36.800</b>	<b>36.619</b>	<b>24.038</b>	33.961	<b>2'11.418</b>	196,7	10:14'59.826
13	38.660	37.921	25.885	53.451	2'35.917P	96,8	10:17'35.743
14	2'06.444	38.683	26.662	128.470	4'40.259P	172,0	10:22'16.002

34° 23 S. MARKARIAN (2'10.229)							
Lap	Seg.1	Seg.2	Seg.3	Seg.4	Lap Time	km/h	Local Time
1		51.114	30.940	51.552	130,0	9:48'33.496	
2	15'45.978	38.130	24.639	34.511	17'23.258P	193,2	10:05'56.754
3	36.823	36.518	23.939	34.263	2'11.543	194,9	10:08'08.297
4	36.401	36.178	24.035	34.124	2'10.738	197,4	10:10'19.035
5	36.380	<b>36.129</b>	24.019	33.701	<b>2'10.229</b>	198,5	10:12'29.264
6	36.190	36.307	<b>23.925</b>	34.277	2'10.699	194,9	10:14'39.963
7	36.399	36.188	39.759	44.091	2'36.437	125,9	10:17'16.400
8	<b>36.181</b>	39.636	24.432	<b>33.660</b>	2'13.909	<b>199,3</b>	10:19'30.309

35° 7 J. GIMBERT (2'10.280)							
Lap	Seg.1	Seg.2	Seg.3	Seg.4	Lap Time	km/h	Local Time
1		39.581	25.950	34.305	198,5	9:47'31.761	
2	37.848	36.955	24.595	34.208	2'13.606	196,7	9:49'45.367
3	37.286	36.620	24.487	34.293	2'12.686	195,3	9:51'58.053
4	37.041	36.440	24.134	34.179	2'11.794	194,9	9:54'09.847
5	36.773	36.296	24.066	33.943	2'11.078	195,3	9:56'20.925
6	36.820	36.446	24.073	36.701	2'14.040	194,2	9:58'34.965
7	38.947	37.916	25.673	45.679	2'28.215CP	194,9	10:01'03.180
8	5'06.099	38.161	24.449	34.683	6'43.392P	193,5	10:07'46.572
9	36.836	36.393	23.787	34.310	2'11.326	194,2	10:09'57.898
10	36.896	36.369	25.325	34.288	2'12.878	196,4	10:12'10.776
11	36.405	36.291	23.903	<b>33.778</b>	2'10.377	197,1	10:14'21.153
12	36.513	<b>36.134</b>	23.720	33.913	<b>2'10.280</b>	196,7	10:16'31.433
13	<b>36.316</b>	36.285	23.686	34.299	2'10.586	192,5	10:18'42.019
14	36.667	36.291	<b>23.595</b>	34.318	2'10.871	191,5	10:20'52.890

39° 18 I. OFFER (2'11.568)							
Lap	Seg.1	Seg.2	Seg.3	Seg.4	Lap Time	km/h	Local Time
1		39.242	25.697	34.906	196,7	9:47'17.849	
2	38.254	38.417	25.013	34.555	2'16.239C	197,1	9:49'34.088
3	37.542	37.587	25.149	34.383	2'14.661	196,0	9:51'48.749
4	36.721	38.234	24.458	33.730	2'13.143C	<b>201,5</b>	9:54'01.892
5	<b>36.707</b>	36.880	24.551	<b>33.859</b>	2'11.997	200,4	9:56'13.889
6	37.076	37.041	24.371	34.189	2'12.677	198,9	9:58'26.566
7	39.245	39.942	27.867	43.391	2'30.445CP	170,9	10:00'57.011
8	3'30.157	44.338	24.915	34.508	5'13.918P	198,9	10:06'10.929
9	37.496	37.576	24.458	33.876	2'13.406	198,5	10:08'24.335
10	37.335	41.047	<b>24.119</b>	34.501	2'17.002	195,7	10:10'41.337
11	37.026	37.007	24.541	35.361	2'13.935	187,2	10:12'55.272
12	37.450	37.920	25.371	34.673	2'15.414	185,6	10:15'10.686
13	36.721	<b>36.558</b>	24.148	34.141	<b>2'11.568</b>	195,7	10:17'22.254
14	37.294	36.766	24.875	36.827	2'15.762	180,9	10:19'38.016

36° 53 P. SVOBODA (2'10.310)							
Lap	Seg.1	Seg.2	Seg.3	Seg.4	Lap Time	km/h	Local Time
1		38.523	25.467	34.127	198,5	9:47'31.945	
2	37.118	36.458	24.291	<b>33.759</b>	2'11.626	197,1	9:49'43.571
3	36.886	36.595	24.383	33.966	2'11.830	<b>200,0</b>	9:51'55.401
4	37.049	36.489	24.229	34.440	2'12.207	196,0	9:54'07.608
5	37.691	36.603	24.203	34.208	2'12.705	192,5	9:56'20.313
6	37.848	36.749	24.124	34.487	2'13.208	194,6	9:58'33.521
7	40.037	39.067	25.846	46.052	2'31.002CP	185,6	10:01'04.523
8	4'55.196	38.988	34.619	34.351	6'43.154P	192,5	10:07'47.677
9	36.854	36.338	23.783	33.994	2'10.969C	194,6	10:09'58.646
10	<b>36.489</b>	<b>36.058</b>	<b>23.638</b>	34.125	<b>2'10.310</b>	194,9	10:12'08.956

40° 70 M. DUARTE (2'12.328)							
Lap	Seg.1	Seg.2	Seg.3	Seg.4	Lap Time	km/h	Local Time
1		40.339	25.636	34.712	195,3	9:47'20.838	
2	37.809	37.883	24.752	34.148	2'14.592	197,4	9:49'35.430
3	37.846	38.265	25.027	<b>33.852</b>	2'14.990	<b>202,2</b>	9:51'50.420
4	37.345	36.969	24.346	34.072	2'12.732	199,6	9:54'03.152
5	37.161	<b>36.847</b>	24.435	33.962	2'12.405	198,5	9:56'15.557
6	<b>37.124</b>	37.035	<b>24.175</b>	33.994	<b>2'12.328</b>	198,9	9:58'27.885
7	38.700	41.132	28.236	46.594	2'34.662CP	177,6	10:01'02.547
8	3'39.870	38.765	24.640	34.459	5'17.734P	196,7	10:06'20.281
9	37.565	37.849	25.253	34.747	2'15.414	197,4	10:08'35.695
10	37.688	37.065	24.329	34.525	2'13.607	196,4	10:10'49.302
11	37.428	37.154	24.641	34.880	2'14.103	192,9	10:13'03.405
12	37.572	37.363	24.686	35.756	2'15.377	190,8	10:15'18.782
13	38.544	40.828	26.886	54.777	2'41.035CP	92,9	10:17'59.817

37° 16 B. NEILA (2'11.007)							
Lap	Seg.1	Seg.2	Seg.3	Seg.4	Lap Time	km/h	Local Time
1		40.227	26.834	36.253	187,8	9:48'17.332	
2	39.161	38.121	25.201	35.336	2'17.819	190,8	9:50'35.151
3	38.425	37.294	25.005	34.901	2'15.625	190,8	9:52'50.776
4	38.372	37.053	24.576	34.779	2'14.780	193,2	9:55'05.556
5	39.325	39.250	25.594	45.009	2'29.178P	185,9	9:57'34.734
6	1'20.530	38.785	26.432	45.264	3'11.011CP	189,8	10:00'45.745
7	3'47.595	36.754	25.015	34.996	5'24.360P	180,9	10:06'10.105

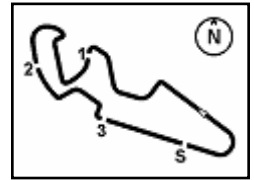
41° 14 J. MCMANUS (2'12.520)							
Lap	Seg.1	Seg.2	Seg.3	Seg.4	Lap Time	km/h	Local Time
1		39.524	25.739	34.656	196,4	9:47'16.905	
2	38.231	38.009	25.336	33.964	2'15.540	200,7	9:49'32.445
3	37.720	37.572	25.446	<b>33.758</b>	2'14.496	<b>203,4</b>	9:51'46.941
4	37.483	37.295	24.836	34.371	2'13.985	200,7	9:54'00.926

21/05/2021 P = Pits In/Out - C = Lap Time Cancelled

These data/results cannot be reproduced, stored and/or transmitted in whole or in part by any manner of electronic, mechanical, photocopying, recording, broadcasting or otherwise now known or herein after developed without the previous express consent by the copyright owner, except for reproduction in daily press and regular printed publications on sale to the public within 60 days of the event related to those data/results and always provided that copyright symbol appears together as follows below.

© DORNA WSBK ORGANIZATION Srl 2021





## Pirelli Aragon Round, 21-23 May 2021 Chronological Analysis Free Practice 1st Session

5	<b>36.842</b>	37.333	24.758	33.844	2'12.777	200,7	9:56'13.703
6	37.031	36.852	<b>24.615</b>	34.022	<b>2'12.520</b>	198,5	9:58'26.223
7	37.971	40.751	28.199	42.859	2'29.780CP	187,2	10:00'56.003
8	3'15.754	37.609	25.094	34.475	4'52.932P	194,9	10:05'48.935
9	37.681	37.248	24.781	34.283	2'13.993	195,3	10:08'02.928
10	37.468	<b>36.760</b>	24.624	34.200	2'13.052	196,0	10:10'15.980
11	37.183	36.953	24.779	34.255	2'13.170	195,3	10:12'29.150
12	36.978	36.906	24.674	34.082	2'12.640	195,7	10:14'41.790
13	37.393	36.840	24.720	34.221	2'13.174	194,9	10:16'54.964
14	37.203	36.786	24.756	34.375	2'13.120	194,6	10:19'08.084

42° 55 A. FRAPPOLA (2'12.628)							
Lap	Seg.1	Seg.2	Seg.3	Seg.4	Lap Time	km/h	Local Time
1		43.618	27.851	36.120		193,9	9:47'31.500
2	39.758	39.025	43.398	37.304	2'39.485	185,6	9:50'10.985
3	39.724	38.542	25.603	36.194	2'20.063	187,5	9:52'31.048
4	38.886	37.964	25.049	35.668	2'17.567	188,5	9:54'48.615
5	38.543	37.255	24.898	35.584	2'16.280	187,5	9:57'04.895
6	38.352	37.358	25.384	45.737	2'26.831CP	177,6	9:59'31.726
7	4'58.267	39.003	25.783	35.204	6'38.257P	190,8	10:06'09.983
8	38.139	<b>36.547</b>	24.294	34.382	2'13.362	196,4	10:08'23.345
9	37.408	36.641	24.239	34.340	<b>2'12.628</b>	197,4	10:10'35.973
10	37.429	36.898	24.452	<b>34.269</b>	2'13.048	<b>198,5</b>	10:12'49.021
11	37.258	36.731	24.135	34.633	2'12.757	194,2	10:15'01.778
12	37.282	36.649	<b>24.107</b>	35.185	2'13.223	193,5	10:17'15.001
13	<b>37.235</b>	36.830	24.108	34.905	2'13.078	191,2	10:19'28.079

43° 26 M. GENNAI (2'12.882)							
Lap	Seg.1	Seg.2	Seg.3	Seg.4	Lap Time	km/h	Local Time
1		39.218	25.636	35.220		196,0	9:47'17.778
2	37.656	37.668	24.413	<b>34.078</b>	2'13.815	<b>198,9</b>	9:49'31.593
3	<b>37.306</b>	38.084	24.840	35.011	2'18.210	190,8	10:14'49.803
4	37.444	36.872	24.550	34.571	2'13.437	192,9	10:17'03.240
5	37.307	<b>36.850</b>	<b>24.055</b>	34.670	<b>2'12.882</b>	192,5	10:19'16.122

44° 36 S. RAINERI (2'13.296)							
Lap	Seg.1	Seg.2	Seg.3	Seg.4	Lap Time	km/h	Local Time
1		40.850	27.641	37.770		188,2	9:48'04.241
2	40.944	40.085	27.020	36.783	2'24.832	188,2	9:50'29.073
3	38.718	37.478	24.933	35.819	2'16.948	189,1	9:52'46.021
4	38.231	37.996	25.107	35.886	2'17.220	189,5	9:55'03.241
5	41.535	40.102	25.227	45.194	2'32.058P	187,8	9:57'35.299
6	1'36.053	38.882	26.589	47.708	3'29.232CP	185,6	10:01'04.531
7	3'15.192	38.020	24.690	34.949	4'52.851P	193,9	10:05'57.382
8	<b>37.189</b>	<b>36.826</b>	24.650	35.163	2'13.828	189,8	10:08'11.210
9	37.330	37.122	24.777	35.041	2'14.270	191,2	10:10'25.480
10	37.594	37.198	24.642	34.946	2'14.380	194,2	10:12'39.860
11	37.634	38.025	27.164	34.160	2'16.983	198,2	10:14'56.843
12	37.401	37.019	24.307	34.569	<b>2'13.296</b>	191,2	10:17'10.139
13	37.389	38.088	<b>24.238</b>	<b>34.153</b>	2'13.868	<b>199,6</b>	10:19'24.007

21/05/2021 P = Pits In/Out - C = Lap Time Cancelled

These data/results cannot be reproduced, stored and/or transmitted in whole or in part by any manner of electronic, mechanical, photocopying, recording, broadcasting or otherwise now known or herein after developed without the previous express consent by the copyright owner, except for reproduction in daily press and regular printed publications on sale to the public within 60 days of the event related to those data/results and always provided that copyright symbol appears together as follows below.

© DORNA WSBK ORGANIZATION Srl 2021

