

## Pirelli Aragon Round, 21-23 May 2021

### Results Free Practice 2nd Session

MotorLand Aragon 5.077 m

1 / 2

No.	Rider	Nat	Team	Bike	Time	Gap	Rel.	Laps	Speed	
									Avg	Max
1	61 Y. OKAYA	JPN	MTM Kawasaki	Kawasaki Ninja 400	<b>2'08.285</b>			10	142,473	<b>202,2</b>
2	99 A. HUERTAS	ESP	MTM Kawasaki	Kawasaki Ninja 400	<b>2'08.336</b>	0.051	0.051	13	142,417	<b>204,5</b>
3	87 T. KAWAKAMI	BRA	AD78 Team Brasil by MS Racing	Yamaha YZF-R3	<b>2'08.395</b>	0.110	0.059	13	142,351	<b>203,4</b>
4	10 U. ORRADRE	ESP	Yamaha MS Racing	Yamaha YZF-R3	<b>2'08.478</b>	0.193	0.083	13	142,259	<b>198,5</b>
5	54 B. SOFUOGLU	TUR	Biblion Yamaha Motoxtracing	Yamaha YZF-R3	<b>2'08.530</b>	0.245	0.052	10	142,202	<b>197,4</b>
6	46 S. DI SORA	FRA	Leader Team Flembbo	Kawasaki Ninja 400	<b>2'08.604</b>	0.319	0.074	8	142,120	<b>203,0</b>
7	8 B. IERACI	ITA	Machado CAME SBK	Yamaha YZF-R3	<b>2'08.640</b>	0.355	0.036	10	142,080	<b>200,0</b>
8	11 A. CARRASCO	ESP	Kawasaki Provec WorldSSP300	Kawasaki Ninja 400	<b>2'08.863</b>	0.578	0.223	10	141,834	<b>200,0</b>
9	64 H. DE CANCELLIS	FRA	Prodina Team WorldSSP300	Kawasaki Ninja 400	<b>2'08.893</b>	0.608	0.030	11	141,801	<b>200,7</b>
10	69 T. BOOTH-AMOS	GBR	Fusport - Rt Motorsports by SKM Kawasaki	Kawasaki Ninja 400	<b>2'08.929</b>	0.644	0.036	9	141,762	<b>201,1</b>
11	20 D. LOUREIRO	RSA	Fusport - Rt Motorsports by SKM Kawasaki	Kawasaki Ninja 400	<b>2'08.955</b>	0.670	0.026	10	141,733	<b>198,2</b>
12	83 M. KAWAKAMI	BRA	AD78 Team Brasil by MS Racing	Yamaha YZF-R3	<b>2'09.216</b>	0.931	0.261	12	141,447	<b>198,9</b>
13	76 J. GIRAL ROMERO	ESP	Vinales Racing Team	Yamaha YZF-R3	<b>2'09.223</b>	0.938	0.007	12	141,439	<b>203,4</b>
14	17 K. MEUFFELS	NED	MTM Kawasaki	Kawasaki Ninja 400	<b>2'09.258</b>	0.973	0.035	9	141,401	<b>200,7</b>
15	1 J. BUIS	NED	MTM Kawasaki	Kawasaki Ninja 400	<b>2'09.348</b>	1.063	0.090	9	141,303	<b>202,6</b>
16	73 J. PEREZ GONZALEZ	ESP	Accolade Smrz Racing	Kawasaki Ninja 400	<b>2'09.376</b>	1.091	0.028	12	141,272	<b>200,4</b>
17	72 V. STEEMAN	NED	Freudenberg KTM WorldSSP Team	KTM RC 390 R	<b>2'09.480</b>	1.195	0.104	13	141,158	<b>197,8</b>
18	41 M. GARCIA	ESP	2R Racing	Kawasaki Ninja 400	<b>2'09.505</b>	1.220	0.025	13	141,131	<b>199,6</b>
19	80 G. MASTROLUCA	ITA	ProGP Racing	Yamaha YZF-R3	<b>2'09.509</b>	1.224	0.004	9	141,127	<b>195,7</b>
20	43 H. KHOURI	AUS	Fusport - Rt Motorsports by SKM Kawasaki	Kawasaki Ninja 400	<b>2'09.657</b>	1.372	0.148	12	140,966	<b>199,6</b>
21	58 I. IGLESIAS	ESP	SMW Racing	Kawasaki Ninja 400	<b>2'09.671</b>	1.386	0.014	8	140,951	<b>200,0</b>
22	26 M. GENNAI	ITA	Team BRcorse	Yamaha YZF-R3	<b>2'09.680</b>	1.395	0.009	10	140,941	<b>199,3</b>
23	93 M. GAGGI	ITA	Biblion Yamaha Motoxtracing	Yamaha YZF-R3	<b>2'09.705</b>	1.420	0.025	11	140,914	<b>201,9</b>
24	52 O. KONIG	CZE	Movisio by MIE	Kawasaki Ninja 400	<b>2'09.788</b>	1.503	0.083	8	140,823	<b>200,0</b>
25	23 S. MARKARIAN	FRA	Leader Team Flembbo	Kawasaki Ninja 400	<b>2'09.947</b>	1.662	0.159	9	140,651	<b>202,2</b>
26	85 K. SABATUCCI	ITA	Vinales Racing Team	Yamaha YZF-R3	<b>2'09.960</b>	1.675	0.013	10	140,637	<b>197,8</b>
27	48 T. BRIANTI	ITA	Prodina Team WorldSSP300	Kawasaki Ninja 400	<b>2'10.080</b>	1.795	0.120	10	140,507	<b>197,8</b>
28	97 F. PALAZZI	ITA	ProGP Racing	Yamaha YZF-R3	<b>2'10.178</b>	1.893	0.098	4	140,402	<b>189,1</b>
29	77 R. BIJMAN	NED	Machado CAME SBK	Yamaha YZF-R3	<b>2'10.206</b>	1.921	0.028	6	140,371	<b>199,6</b>
30	19 V. RODRIGUEZ NUNEZ	ESP	Accolade Smrz Racing	Kawasaki Ninja 400	<b>2'10.388</b>	2.103	0.182	10	140,175	<b>204,2</b>
31	21 V. PEREZ SELFA	ESP	Machado CAME SBK	Yamaha YZF-R3	<b>2'10.417</b>	2.132	0.029	9	140,144	<b>195,3</b>
32	59 A. ZANCA	ITA	Kawasaki GP Project	Kawasaki Ninja 400	<b>2'10.505</b>	2.220	0.088	11	140,050	<b>202,2</b>
33	16 B. NEILA	ESP	Team Trasimeno	Yamaha YZF-R3	<b>2'10.694</b>	2.409	0.189	13	139,847	<b>194,6</b>
34	7 J. GIMBERT	FRA	TPR Team Pedercini Racing	Kawasaki Ninja 400	<b>2'10.841</b>	2.556	0.147	10	139,690	<b>193,9</b>
35	53 P. SVOBODA	CZE	WRP Wepol Racing	Yamaha YZF-R3	<b>2'10.871</b>	2.586	0.030	13	139,658	<b>202,2</b>
36	36 S. RAINERI	ITA	GoEleven	Kawasaki Ninja 400	<b>2'11.455</b>	3.170	0.584	12	139,038	<b>193,5</b>
37	25 D. BERTA VINALES	ESP	Vinales Racing Team	Yamaha YZF-R3	<b>2'11.934</b>	3.649	0.479	5	138,533	<b>201,5</b>
38	55 A. FRAPPOLA	ITA	Chiodo Moto Racing	Kawasaki Ninja 400	<b>2'12.641</b>	4.356	0.707	12	137,794	<b>195,7</b>
39	14 J. MCMANUS	IRL	Team#109 Kawasaki	Kawasaki Ninja 400	<b>2'12.791</b>	4.506	0.150	7	137,639	<b>200,7</b>
40	22 J. ROMERO	ARG	SMW Racing	Kawasaki Ninja 400	<b>2'13.881</b>	5.596	1.090	10	136,518	<b>197,8</b>
41	18 I. OFFER	GBR	SMW Racing	Kawasaki Ninja 400	<b>2'14.075</b>	5.790	0.194	10	136,321	<b>197,8</b>
42	70 M. DUARTE	POR	Yamaha MS Racing	Yamaha YZF-R3	<b>2'14.200</b>	5.915	0.125	13	136,194	<b>191,8</b>
----- Out 107% in this Session -----										
43	2 A. CARRION	ESP	Kawasaki GP Project	Kawasaki Ninja 400				0		<b>200,7</b>
44	27 A. DIEZ RODRIGUEZ	ESP	Kawasaki GP Project	Kawasaki Ninja 400				0		<b>190,5</b>

Qualifying Lap Time (107% of 2'08.285): 2'17.266

AIR	Humidity:	44%	Temp:	27°C
TRACK	Condition:	Dry	Temp:	46°C

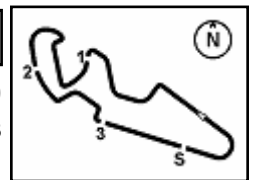
Records	Pole (SP)	2020	B.Sofuoglu	2'05.739	145,360	Km/h
	Race (RC2)	2020	A.Carrasco	2'06.541	144,440	Km/h
	All Times (SP)	2020	B.Sofuoglu	2'05.739	145,360	Km/h

Start 21/05/2021 14:15 End 14:47 The results are provisional until the end of the time limit for protests and appeals and the completion of the technical checks.

These data/results cannot be reproduced, stored and/or transmitted in whole or in part by any manner of electronic, mechanical, photocopying, recording, broadcasting or otherwise now known or herein after developed without the previous express consent by the copyright owner, except for reproduction in daily press and regular printed publications on sale to the public within 60 days of the event related to those data/results and always provided that copyright symbol appears together as follows below.

© DORNA WSBK ORGANIZATION Srl 2021





## Pirelli Aragon Round, 21-23 May 2021

### Results Free Practice 2nd Session

#### Session Highlights

Local Time	No. Rider	Description
14.15.00		Start
14.18.14	2 A. CARRION	Crashed - Turn 5
14.19.40	97 F. PALAZZI	Crashed - Turn 8
14.20.39	27 A. DIEZ RODRIGUEZ	Crashed - Turn 3
14.22.57	99 A. HUERTAS	Current Lap Cancelled - Exceeded Track Limits - Turn 3
14.24.37	61 Y. OKAYA	Lap Cancelled (2'11.887) - Exceeded Track Limits - Turn 11
14.25.03	70 M. DUARTE	Lap Cancelled (2'15.522) - Exceeded Track Limits - Turn 11
14.25.24	36 S. RAINERI	Current Lap Cancelled - Exceeded Track Limits - Turn 1
14.27.18	8 B. IERACI	Lap Cancelled (2'24.604) - Exceeded Track Limits - Turn 11
14.27.33	21 V. PEREZ SELFA	Lap Cancelled (2'33.150) - Exceeded Track Limits - Turn 15
14.27.48	22 J. ROMERO	Current Lap Cancelled - Exceeded Track Limits - Turn 1
14.30.00	77 R. BIJMAN	Crashed - Turn 13
14.31.09	77 R. BIJMAN	Re-joined
14.31.37	25 D. BERTA VINALES	Technical Problem - Turn 8
14.33.49	14 J. MCMANUS	Crashed - Turn 5
14.37.05	36 S. RAINERI	Lap Cancelled (2'27.035) - Exceeded Track Limits - Turn 15
14.42.06	21 V. PEREZ SELFA	Lap Cancelled (2'10.750) - Exceeded Track Limits - Turn 11
14.42.22	10 U. ORRADRE	Lap Cancelled (2'11.877) - Exceeded Track Limits - Turn 11
14.42.34	55 A. FRAPPOLA	Current Lap Cancelled - Exceeded Track Limits - Turn 1
14.42.54	58 I. IGLESIAS	Current Lap Cancelled - Exceeded Track Limits - Turn 1
14.43.23	83 M. KAWAKAMI	Current Lap Cancelled - Exceeded Track Limits - Turn 10
14.45.42	61 Y. OKAYA	Current Lap Cancelled - Exceeded Track Limits - Turn 2
14.46.14	7 J. GIMBERT	Lap Cancelled (2'11.501) - Exceeded Track Limits - Turn 11
14.47.40		End Of Session

#### Fastest Laps Sequence

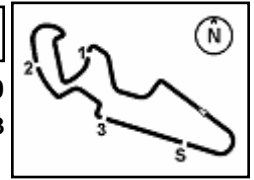
No.	Rider	Nat	Team	Bike	Local Time	Time	Gap	Avg
14	J. MCMANUS	IRL	Team#109 Kawasaki	Kawasaki Ninja 400	14:19'30.745	<b>2'15.049</b>		135,338
16	B. NEILA	ESP	Team Trasimeno	Yamaha YZF-R3	14:19'31.988	<b>2'12.620</b>	-2.429	137,816
11	A. CARRASCO	ESP	Kawasaki Provec WorldSSP300	Kawasaki Ninja 400	14:19'33.920	<b>2'09.805</b>	-2.815	140,805
80	G. MASTROLUCA	ITA	ProGP Racing	Yamaha YZF-R3	14:19'34.065	<b>2'09.509</b>	-0.296	141,127
99	A. HUERTAS	ESP	MTM Kawasaki	Kawasaki Ninja 400	14:19'35.992	<b>2'08.871</b>	-0.638	141,826
99	A. HUERTAS	ESP	MTM Kawasaki	Kawasaki Ninja 400	14:21'44.601	<b>2'08.609</b>	-0.262	142,114
46	S. DI SORA	FRA	Leader Team Fiembo	Kawasaki Ninja 400	14:28'25.256	<b>2'08.604</b>	-0.005	142,120
61	Y. OKAYA	JPN	MTM Kawasaki	Kawasaki Ninja 400	14:28'27.702	<b>2'08.285</b>	-0.319	142,473

21/05/2021 Start 14:15 End 14:47 The results are provisional until the end of the time limit for protests and appeals and the completion of the technical checks.

These data/results cannot be reproduced, stored and/or transmitted in whole or in part by any manner of electronic, mechanical, photocopying, recording, broadcasting or otherwise now known or herein after developed without the previous express consent by the copyright owner, except for reproduction in daily press and regular printed publications on sale to the public within 60 days of the event related to those data/results and always provided that copyright symbol appears together as follows below.

© DORNA WSBK ORGANIZATION Srl 2021





## Pirelli Aragon Round, 21-23 May 2021

### Free Practices Combined Results after FP2

No.	Rider	Nat	Team	Bike	FP1	FP2	Time	Gap	Rel.	Avg	LL
1	<b>10 U. ORRADRE</b>	ESP	Yamaha MS Racing	Yamaha YZF-R3	<b>2'06.814</b>	2'08.478	<b>2'06.814</b>			144,126	24
2	<b>69 T. BOOTH-AMOS</b>	GBR	Fusport - Rt Motorsports by SKM Kawasaki	Kawasaki Ninja 400	<b>2'07.387</b>	2'08.929	<b>2'07.387</b>	0.573	0.573	143,478	22
3	<b>1 J. BUIS</b>	NED	MTM Kawasaki	Kawasaki Ninja 400	<b>2'07.786</b>	2'09.348	<b>2'07.786</b>	0.972	0.399	143,030	18
4	<b>20 D. LOUREIRO</b>	RSA	Fusport - Rt Motorsports by SKM Kawasaki	Kawasaki Ninja 400	<b>2'07.891</b>	2'08.955	<b>2'07.891</b>	1.077	0.105	142,912	21
5	<b>46 S. DI SORA</b>	FRA	Leader Team Flembbo	Kawasaki Ninja 400	<b>2'07.900</b>	2'08.604	<b>2'07.900</b>	1.086	0.009	142,902	20
6	<b>99 A. HUERTAS</b>	ESP	MTM Kawasaki	Kawasaki Ninja 400	<b>2'07.911</b>	2'08.336	<b>2'07.911</b>	1.097	0.011	142,890	23
7	<b>87 T. KAWAKAMI</b>	BRA	AD78 Team Brasil by MS Racing	Yamaha YZF-R3	<b>2'07.926</b>	2'08.395	<b>2'07.926</b>	1.112	0.015	142,873	24
8	<b>54 B. SOFUOGLU</b>	TUR	Biblion Yamaha Motoxrcing	Yamaha YZF-R3	<b>2'08.077</b>	2'08.530	<b>2'08.077</b>	1.263	0.151	142,705	22
9	<b>17 K. MEUFFELS</b>	NED	MTM Kawasaki	Kawasaki Ninja 400	<b>2'08.187</b>	2'09.258	<b>2'08.187</b>	1.373	0.110	142,582	19
10	<b>43 H. KHOURI</b>	AUS	Fusport - Rt Motorsports by SKM Kawasaki	Kawasaki Ninja 400	<b>2'08.189</b>	2'09.657	<b>2'08.189</b>	1.375	0.002	142,580	24
11	<b>61 Y. OKAYA</b>	JPN	MTM Kawasaki	Kawasaki Ninja 400	<b>2'08.215</b>	2'08.285	<b>2'08.215</b>	1.401	0.026	142,551	21
12	<b>58 I. IGLESIAS</b>	ESP	SMW Racing	Kawasaki Ninja 400	<b>2'08.231</b>	2'09.671	<b>2'08.231</b>	1.417	0.016	142,533	15
13	<b>76 J. GIRAL ROMERO</b>	ESP	Vinales Racing Team	Yamaha YZF-R3	<b>2'08.280</b>	2'09.223	<b>2'08.280</b>	1.466	0.049	142,479	25
14	<b>11 A. CARRASCO</b>	ESP	Kawasaki Provec WorldSSP300	Kawasaki Ninja 400	<b>2'08.348</b>	2'08.863	<b>2'08.348</b>	1.534	0.068	142,403	21
15	<b>73 J. PEREZ GONZALEZ</b>	ESP	Accolade Smrz Racing	Kawasaki Ninja 400	<b>2'08.465</b>	2'09.376	<b>2'08.465</b>	1.651	0.117	142,274	25
16	<b>21 V. PEREZ SELFA</b>	ESP	Machado CAME SBK	Yamaha YZF-R3	<b>2'08.610</b>	2'10.417	<b>2'08.610</b>	1.796	0.145	142,113	21
17	<b>8 B. IERACI</b>	ITA	Machado CAME SBK	Yamaha YZF-R3	<b>2'08.691</b>	2'08.640	<b>2'08.640</b>	1.826	0.030	142,080	21
18	<b>93 M. GAGGI</b>	ITA	Biblion Yamaha Motoxrcing	Yamaha YZF-R3	<b>2'08.658</b>	2'09.705	<b>2'08.658</b>	1.844	0.018	142,060	23
19	<b>64 H. DE CANCELLIS</b>	FRA	Prodina Team WorldSSP300	Kawasaki Ninja 400	<b>2'08.681</b>	2'08.893	<b>2'08.681</b>	1.867	0.023	142,035	23
20	<b>72 V. STEEMAN</b>	NED	Freudenberg KTM WorldSSP Team	KTM RC 390 R	<b>2'08.682</b>	2'09.480	<b>2'08.682</b>	1.868	0.001	142,034	25
21	<b>59 A. ZANCA</b>	ITA	Kawasaki GP Project	Kawasaki Ninja 400	<b>2'08.700</b>	2'10.505	<b>2'08.700</b>	1.886	0.018	142,014	24
22	<b>19 V. RODRIGUEZ NUNEZ</b>	ESP	Accolade Smrz Racing	Kawasaki Ninja 400	<b>2'08.777</b>	2'10.388	<b>2'08.777</b>	1.963	0.077	141,929	23
23	<b>97 F. PALAZZI</b>	ITA	ProGP Racing	Yamaha YZF-R3	<b>2'08.790</b>	2'10.178	<b>2'08.790</b>	1.976	0.013	141,915	16
24	<b>83 M. KAWAKAMI</b>	BRA	AD78 Team Brasil by MS Racing	Yamaha YZF-R3	<b>2'08.806</b>	2'09.216	<b>2'08.806</b>	1.992	0.016	141,897	23
25	<b>77 R. BIJMAN</b>	NED	Machado CAME SBK	Yamaha YZF-R3	<b>2'08.816</b>	2'10.206	<b>2'08.816</b>	2.002	0.010	141,886	18
26	<b>80 G. MASTROLUCA</b>	ITA	ProGP Racing	Yamaha YZF-R3	<b>2'08.849</b>	2'09.509	<b>2'08.849</b>	2.035	0.033	141,850	21
27	<b>41 M. GARCIA</b>	ESP	2R Racing	Kawasaki Ninja 400	<b>2'08.853</b>	2'09.505	<b>2'08.853</b>	2.039	0.004	141,845	26
28	<b>52 O. KONIG</b>	CZE	Movisio by MIE	Kawasaki Ninja 400	<b>2'08.914</b>	2'09.788	<b>2'08.914</b>	2.100	0.061	141,778	20
29	<b>2 A. CARRION</b>	ESP	Kawasaki GP Project	Kawasaki Ninja 400	<b>2'09.021</b>		<b>2'09.021</b>	2.207	0.107	141,661	13
30	<b>25 D. BERTA VINALES</b>	ESP	Vinales Racing Team	Yamaha YZF-R3	<b>2'09.310</b>	2'11.934	<b>2'09.310</b>	2.496	0.289	141,344	18
31	<b>27 A. DIEZ RODRIGUEZ</b>	ESP	Kawasaki GP Project	Kawasaki Ninja 400	<b>2'09.406</b>		<b>2'09.406</b>	2.592	0.096	141,239	10
32	<b>48 T. BRIANTI</b>	ITA	Prodina Team WorldSSP300	Kawasaki Ninja 400	<b>2'09.422</b>	2'10.080	<b>2'09.422</b>	2.608	0.016	141,222	21
33	<b>85 K. SABATUCCI</b>	ITA	Vinales Racing Team	Yamaha YZF-R3	<b>2'09.431</b>	2'09.960	<b>2'09.431</b>	2.617	0.009	141,212	23
34	<b>26 M. GENNAI</b>	ITA	Team BRcorse	Yamaha YZF-R3	2'12.882	<b>2'09.680</b>	<b>2'09.680</b>	2.866	0.249	140,941	14
35	<b>23 S. MARKARIAN</b>	FRA	Leader Team Flembbo	Kawasaki Ninja 400	2'10.229	<b>2'09.947</b>	<b>2'09.947</b>	3.133	0.267	140,651	16
36	<b>7 J. GIMBERT</b>	FRA	TPR Team Pedercini Racing	Kawasaki Ninja 400	<b>2'10.280</b>	2'10.841	<b>2'10.280</b>	3.466	0.333	140,292	23
37	<b>53 P. SVOBODA</b>	CZE	WRP Wepol Racing	Yamaha YZF-R3	<b>2'10.310</b>	2'10.871	<b>2'10.310</b>	3.496	0.030	140,259	22
38	<b>16 B. NEILA</b>	ESP	Team Trasimeno	Yamaha YZF-R3	2'11.007	<b>2'10.694</b>	<b>2'10.694</b>	3.880	0.384	139,847	25
39	<b>22 J. ROMERO</b>	ARG	SMW Racing	Kawasaki Ninja 400	<b>2'11.418</b>	2'13.881	<b>2'11.418</b>	4.604	0.724	139,077	23
40	<b>36 S. RAINERI</b>	ITA	GoEleven	Kawasaki Ninja 400	2'13.296	<b>2'11.455</b>	<b>2'11.455</b>	4.641	0.037	139,038	24
41	<b>18 I. OFFER</b>	GBR	SMW Racing	Kawasaki Ninja 400	<b>2'11.568</b>	2'14.075	<b>2'11.568</b>	4.754	0.113	138,918	23
42	<b>70 M. DUARTE</b>	POR	Yamaha MS Racing	Yamaha YZF-R3	<b>2'12.328</b>	2'14.200	<b>2'12.328</b>	5.514	0.760	138,120	25
43	<b>14 J. MCMANUS</b>	IRL	Team#109 Kawasaki	Kawasaki Ninja 400	<b>2'12.520</b>	2'12.791	<b>2'12.520</b>	5.706	0.192	137,920	20
44	<b>55 A. FRAPPOLA</b>	ITA	Chiodo Moto Racing	Kawasaki Ninja 400	<b>2'12.628</b>	2'12.641	<b>2'12.628</b>	5.814	0.108	137,808	24

21/05/2021

These data/results cannot be reproduced, stored and/or transmitted in whole or in part by any manner of electronic, mechanical, photocopying, recording, broadcasting or otherwise now known or herein after developed without the previous express consent by the copyright owner, except for reproduction in daily press and regular printed publications on sale to the public within 60 days of the event related to those data/results and always provided that copyright symbol appears together as follows below.

© DORNA WSBK ORGANIZATION Srl 2021



Official Fuel Supplier

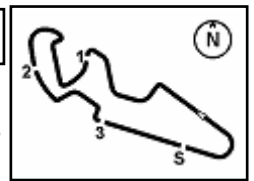


FKR PERUGIA TIMING

Official Tyre Supplier



Official Timekeeper



## Pirelli Aragon Round, 21-23 May 2021

### Best Sectors & Speed Free Practice 2nd Session

BEST LAP			
1	61 Y. OKAYA	Kawasaki Ninja 400	2'08.285
2	99 A. HUERTAS	Kawasaki Ninja 400	2'08.336
3	87 T. KAWAKAMI	Yamaha YZF-R3	2'08.395
4	10 U. ORRADRE	Yamaha YZF-R3	2'08.478
5	54 B. SOFUOGLU	Yamaha YZF-R3	2'08.530
6	46 S. DI SORA	Kawasaki Ninja 400	2'08.604
7	8 B. IERACI	Yamaha YZF-R3	2'08.640
8	11 A. CARRASCO	Kawasaki Ninja 400	2'08.863
9	64 H. DE CANCELLIS	Kawasaki Ninja 400	2'08.893
10	69 T. BOOTH-AMOS	Kawasaki Ninja 400	2'08.929
11	20 D. LOUREIRO	Kawasaki Ninja 400	2'08.955
12	83 M. KAWAKAMI	Yamaha YZF-R3	2'09.216
13	76 J. GIRAL ROMERO	Yamaha YZF-R3	2'09.223
14	17 K. MEUFFELS	Kawasaki Ninja 400	2'09.258
15	1 J. BUIS	Kawasaki Ninja 400	2'09.348
16	73 J. PEREZ GONZALEZ	Kawasaki Ninja 400	2'09.376
17	72 V. STEEMAN	KTM RC 390 R	2'09.480
18	41 M. GARCIA	Kawasaki Ninja 400	2'09.505
19	80 G. MASTROLUCA	Yamaha YZF-R3	2'09.509
20	43 H. KHOURI	Kawasaki Ninja 400	2'09.657
21	58 I. IGLESIAS	Kawasaki Ninja 400	2'09.671
22	26 M. GENNAI	Yamaha YZF-R3	2'09.680
23	93 M. GAGGI	Yamaha YZF-R3	2'09.705
24	52 O. KONIG	Kawasaki Ninja 400	2'09.788
25	23 S. MARKARIAN	Kawasaki Ninja 400	2'09.947
26	85 K. SABATUCCI	Yamaha YZF-R3	2'09.960
27	48 T. BRIANTI	Kawasaki Ninja 400	2'10.080
28	97 F. PALAZZI	Yamaha YZF-R3	2'10.178
29	77 R. BIJMAN	Yamaha YZF-R3	2'10.206
30	19 V. RODRIGUEZ NUNEZ	Kawasaki Ninja 400	2'10.388
31	21 V. PEREZ SELFA	Yamaha YZF-R3	2'10.417
32	59 A. ZANCA	Kawasaki Ninja 400	2'10.505
33	16 B. NEILA	Yamaha YZF-R3	2'10.694
34	7 J. GIMBERT	Kawasaki Ninja 400	2'10.841
35	53 P. SVOBODA	Yamaha YZF-R3	2'10.871
36	36 S. RAINERI	Kawasaki Ninja 400	2'11.455
37	25 D. BERTA VINALES	Yamaha YZF-R3	2'11.934
38	55 A. FRAPPOLA	Kawasaki Ninja 400	2'12.641
39	14 J. MCMANUS	Kawasaki Ninja 400	2'12.791
40	22 J. ROMERO	Kawasaki Ninja 400	2'13.881
41	18 I. OFFER	Kawasaki Ninja 400	2'14.075
42	70 M. DUARTE	Yamaha YZF-R3	2'14.200
43	2 A. CARRION	Kawasaki Ninja 400	
44	27 A. DIEZ RODRIGUEZ	Kawasaki Ninja 400	

SPEED			
1	99 A. HUERTAS	Kawasaki Ninja 400	204,5
2	19 V. RODRIGUEZ NUNEZ	Kawasaki Ninja 400	204,2
3	87 T. KAWAKAMI	Yamaha YZF-R3	203,4
4	76 J. GIRAL ROMERO	Yamaha YZF-R3	203,4
5	46 S. DI SORA	Kawasaki Ninja 400	203,0
6	1 J. BUIS	Kawasaki Ninja 400	202,6
7	23 S. MARKARIAN	Kawasaki Ninja 400	202,2
8	61 Y. OKAYA	Kawasaki Ninja 400	202,2
9	53 P. SVOBODA	Yamaha YZF-R3	202,2
10	59 A. ZANCA	Kawasaki Ninja 400	202,2
11	93 M. GAGGI	Yamaha YZF-R3	201,9
12	25 D. BERTA VINALES	Yamaha YZF-R3	201,5
13	69 T. BOOTH-AMOS	Kawasaki Ninja 400	201,1
14	2 A. CARRION	Kawasaki Ninja 400	200,7
15	64 H. DE CANCELLIS	Kawasaki Ninja 400	200,7
16	14 J. MCMANUS	Kawasaki Ninja 400	200,7
17	17 K. MEUFFELS	Kawasaki Ninja 400	200,7
18	73 J. PEREZ GONZALEZ	Kawasaki Ninja 400	200,4
19	58 I. IGLESIAS	Kawasaki Ninja 400	200,0
20	8 B. IERACI	Yamaha YZF-R3	200,0
21	11 A. CARRASCO	Kawasaki Ninja 400	200,0
22	52 O. KONIG	Kawasaki Ninja 400	200,0
23	77 R. BIJMAN	Yamaha YZF-R3	199,6
24	41 M. GARCIA	Kawasaki Ninja 400	199,6
25	43 H. KHOURI	Kawasaki Ninja 400	199,6
26	26 M. GENNAI	Yamaha YZF-R3	199,3
27	83 M. KAWAKAMI	Yamaha YZF-R3	198,9
28	10 U. ORRADRE	Yamaha YZF-R3	198,5
29	20 D. LOUREIRO	Kawasaki Ninja 400	198,2
30	18 I. OFFER	Kawasaki Ninja 400	197,8
31	48 T. BRIANTI	Kawasaki Ninja 400	197,8
32	22 J. ROMERO	Kawasaki Ninja 400	197,8
33	85 K. SABATUCCI	Yamaha YZF-R3	197,8
34	72 V. STEEMAN	KTM RC 390 R	197,8
35	54 B. SOFUOGLU	Yamaha YZF-R3	197,4
36	80 G. MASTROLUCA	Yamaha YZF-R3	195,7
37	55 A. FRAPPOLA	Kawasaki Ninja 400	195,7
38	21 V. PEREZ SELFA	Yamaha YZF-R3	195,3
39	16 B. NEILA	Yamaha YZF-R3	194,6
40	7 J. GIMBERT	Kawasaki Ninja 400	193,9
41	36 S. RAINERI	Kawasaki Ninja 400	193,5
42	70 M. DUARTE	Yamaha YZF-R3	191,8
43	27 A. DIEZ RODRIGUEZ	Kawasaki Ninja 400	190,5
44	97 F. PALAZZI	Yamaha YZF-R3	189,1

21/05/2021

These data/results cannot be reproduced, stored and/or transmitted in whole or in part by any manner of electronic, mechanical, photocopying, recording, broadcasting or otherwise now known or herein after developed without the previous express consent by the copyright owner, except for reproduction in daily press and regular printed publications on sale to the public within 60 days of the event related to those data/results and always provided that copyright symbol appears together as follows below.

© DORNA WSBK ORGANIZATION Srl 2021



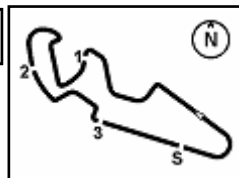
Official Fuel Supplier



Official Tyre Supplier



Official Timekeeper



## Pirelli Aragon Round, 21-23 May 2021

### Best Sectors & Speed Free Practice 2nd Session

MotorLand Aragon 5.077 m

2 / 2

SEG. 1			SEG. 2			SEG. 3			SEG. 4						
1	72	V. STEEMAN	35.675	1	99	A. HUERTAS	35.349	1	69	T. BOOTH-AMOS	23.100	1	1	J. BUIJS	33.158
2	99	A. HUERTAS	35.707	2	46	S. DI SORA	35.391	2	8	B. IERACI	23.218	2	99	A. HUERTAS	33.160
3	54	B. SOFUOGLU	35.726	3	10	U. ORRADRE	35.472	3	99	A. HUERTAS	23.239	3	87	T. KAWAKAMI	33.221
4	64	H. DE CANCELLIS	35.787	4	87	T. KAWAKAMI	35.480	4	54	B. SOFUOGLU	23.309	4	61	Y. OKAYA	33.225
5	10	U. ORRADRE	35.796	5	61	Y. OKAYA	35.500	5	64	H. DE CANCELLIS	23.316	5	11	A. CARRASCO	33.292
6	69	T. BOOTH-AMOS	35.796	6	72	V. STEEMAN	35.510	6	87	T. KAWAKAMI	23.351	6	43	H. KHOURI	33.400
7	11	A. CARRASCO	35.874	7	8	B. IERACI	35.523	7	85	K. SABATUCCI	23.356	7	23	S. MARKARIAN	33.407
8	87	T. KAWAKAMI	35.930	8	73	J. PEREZ GONZALEZ	35.556	8	76	J. GIRAL ROMERO	23.360	8	17	K. MEUFFELS	33.448
9	83	M. KAWAKAMI	35.935	9	11	A. CARRASCO	35.598	9	20	D. LOUREIRO	23.362	9	10	U. ORRADRE	33.510
10	46	S. DI SORA	35.936	10	83	M. KAWAKAMI	35.615	10	80	G. MASTROLUCA	23.368	10	46	S. DI SORA	33.511
11	20	D. LOUREIRO	35.974	11	64	H. DE CANCELLIS	35.623	11	10	U. ORRADRE	23.391	11	41	M. GARCIA	33.537
12	8	B. IERACI	36.002	12	26	M. GENNAI	35.634	12	46	S. DI SORA	23.424	12	83	M. KAWAKAMI	33.542
13	41	M. GARCIA	36.011	13	77	R. BIJMAN	35.636	13	83	M. KAWAKAMI	23.445	13	69	T. BOOTH-AMOS	33.555
14	76	J. GIRAL ROMERO	36.014	14	93	M. GAGGI	35.643	14	72	V. STEEMAN	23.451	14	59	A. ZANCA	33.586
15	23	S. MARKARIAN	36.023	15	69	T. BOOTH-AMOS	35.648	15	93	M. GAGGI	23.453	15	93	M. GAGGI	33.598
16	61	Y. OKAYA	36.029	16	20	D. LOUREIRO	35.676	16	43	H. KHOURI	23.459	16	58	I. IGLESIAS	33.601
17	93	M. GAGGI	36.030	17	80	G. MASTROLUCA	35.687	17	21	V. PEREZ SELFA	23.468	17	8	B. IERACI	33.625
18	77	R. BIJMAN	36.040	18	41	M. GARCIA	35.701	18	73	J. PEREZ GONZALEZ	23.468	18	19	V. RODRIGUEZ NUNEZ	33.633
19	73	J. PEREZ GONZALEZ	36.063	19	17	K. MEUFFELS	35.717	19	1	J. BUIJS	23.487	19	54	B. SOFUOGLU	33.635
20	17	K. MEUFFELS	36.068	20	43	H. KHOURI	35.753	20	61	Y. OKAYA	23.531	20	20	D. LOUREIRO	33.645
21	97	F. PALAZZI	36.107	21	76	J. GIRAL ROMERO	35.760	21	58	I. IGLESIAS	23.539	21	76	J. GIRAL ROMERO	33.649
22	48	T. BRIANTI	36.137	22	1	J. BUIJS	35.796	22	59	A. ZANCA	23.540	22	25	D. BERTA VINALES	33.708
23	1	J. BUIJS	36.139	23	19	V. RODRIGUEZ NUNEZ	35.798	23	48	T. BRIANTI	23.545	23	64	H. DE CANCELLIS	33.721
24	80	G. MASTROLUCA	36.141	24	54	B. SOFUOGLU	35.806	24	41	M. GARCIA	23.565	24	48	T. BRIANTI	33.729
25	58	I. IGLESIAS	36.151	25	59	A. ZANCA	35.813	25	97	F. PALAZZI	23.574	25	72	V. STEEMAN	33.776
26	43	H. KHOURI	36.154	26	97	F. PALAZZI	35.850	26	17	K. MEUFFELS	23.585	26	53	P. SVOBODA	33.804
27	85	K. SABATUCCI	36.155	27	52	O. KONIG	35.860	27	11	A. CARRASCO	23.596	27	80	G. MASTROLUCA	33.809
28	19	V. RODRIGUEZ NUNEZ	36.193	28	85	K. SABATUCCI	35.880	28	26	M. GENNAI	23.631	28	52	O. KONIG	33.810
29	52	O. KONIG	36.197	29	53	P. SVOBODA	35.897	29	16	B. NEILA	23.659	29	26	M. GENNAI	33.839
30	7	J. GIMBERT	36.271	30	21	V. PEREZ SELFA	35.905	30	77	R. BIJMAN	23.668	30	77	R. BIJMAN	33.847
31	21	V. PEREZ SELFA	36.300	31	23	S. MARKARIAN	35.929	31	36	S. RAINERI	23.682	31	85	K. SABATUCCI	33.859
32	26	M. GENNAI	36.356	32	16	B. NEILA	35.930	32	52	O. KONIG	23.702	32	73	J. PEREZ GONZALEZ	33.923
33	59	A. ZANCA	36.376	33	58	I. IGLESIAS	35.945	33	23	S. MARKARIAN	23.724	33	14	J. MCMANUS	33.969
34	53	P. SVOBODA	36.434	34	48	T. BRIANTI	35.963	34	53	P. SVOBODA	23.738	34	22	J. ROMERO	34.061
35	36	S. RAINERI	36.470	35	36	S. RAINERI	36.059	35	19	V. RODRIGUEZ NUNEZ	23.803	35	7	J. GIMBERT	34.080
36	16	B. NEILA	36.574	36	25	D. BERTA VINALES	36.211	36	55	A. FRAPPOLA	23.862	36	97	F. PALAZZI	34.151
37	25	D. BERTA VINALES	36.820	37	7	J. GIMBERT	36.228	37	7	J. GIMBERT	23.929	37	18	I. OFFER	34.167
38	14	J. MCMANUS	36.854	38	55	A. FRAPPOLA	36.345	38	25	D. BERTA VINALES	23.971	38	21	V. PEREZ SELFA	34.203
39	18	I. OFFER	36.897	39	14	J. MCMANUS	36.715	39	70	M. DUARTE	24.339	39	36	S. RAINERI	34.247
40	55	A. FRAPPOLA	37.016	40	18	I. OFFER	36.757	40	18	I. OFFER	24.391	40	16	B. NEILA	34.277
41	70	M. DUARTE	37.252	41	22	J. ROMERO	36.785	41	14	J. MCMANUS	24.490	41	2	A. CARRION	34.426
42	22	J. ROMERO	37.370	42	70	M. DUARTE	36.932	42	22	J. ROMERO	24.511	42	55	A. FRAPPOLA	34.706
				43	2	A. CARRION	38.605	43	27	A. DIEZ RODRIGUEZ	25.074	43	27	A. DIEZ RODRIGUEZ	34.879
				44	27	A. DIEZ RODRIGUEZ	39.521	44	2	A. CARRION	26.339	44	70	M. DUARTE	34.957

21/05/2021

These data/results cannot be reproduced, stored and/or transmitted in whole or in part by any manner of electronic, mechanical, photocopying, recording, broadcasting or otherwise now known or herein after developed without the previous express consent by the copyright owner, except for reproduction in daily press and regular printed publications on sale to the public within 60 days of the event related to those data/results and always provided that copyright symbol appears together as follows below.

© DORNA WSBK ORGANIZATION Srl 2021



Official Fuel Supplier

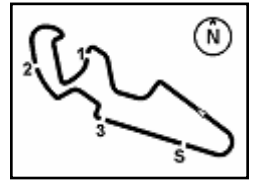


FICR PERUGIA TIMING

Official Tyre Supplier



Official Timekeeper



## Pirelli Aragon Round, 21-23 May 2021

### Ideal Times Free Practice 2nd Session

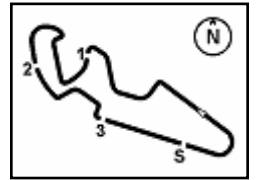
No.	Rider	Nat	Bike	Seg. 1	Seg. 2	Seg. 3	Seg. 4	Ideal Time			
				Diff. 1	Diff. 2	Diff. 3	Diff. 4	Best Lap	Pos.	Diff.	
1	99 A. HUERTAS	ESP	Kawasaki Ninja 400	35.707 +0.037	<b>35.349</b>	23.239 +0.489	33.160 +0.355	<b>2'07.455</b>	2'08.336	2	0.881
2	87 T. KAWAKAMI	BRA	Yamaha YZF-R3	35.930 +0.174	35.480 +0.002	23.351	33.221 +0.237	<b>2'07.982</b>	2'08.395	3	0.413
3	69 T. BOOTH-AMOS	GBR	Kawasaki Ninja 400	35.796 +0.043	35.648 +0.082	<b>23.100</b>	33.555 +0.705	<b>2'08.099</b>	2'08.929	10	0.830
4	10 U. ORRADRE	ESP	Yamaha YZF-R3	35.796 +0.273	35.472 +0.020	23.391 +0.016	33.510	<b>2'08.169</b>	2'08.478	4	0.309
5	46 S. DI SORA	FRA	Kawasaki Ninja 400	35.936 +0.333	35.391	23.424 +0.009	33.511	<b>2'08.262</b>	2'08.604	6	0.342
6	61 Y. OKAYA	JPN	Kawasaki Ninja 400	36.029	35.500	23.531	33.225	<b>2'08.285</b>	2'08.285	1	
7	11 A. CARRASCO	ESP	Kawasaki Ninja 400	35.874	35.598	23.596 +0.180	33.292 +0.323	<b>2'08.360</b>	2'08.863	8	0.503
8	8 B. IERACI	ITA	Yamaha YZF-R3	36.002 +0.101	35.523	23.218 +0.171	33.625	<b>2'08.368</b>	2'08.640	7	0.272
9	72 V. STEEMAN	NED	KTM RC 390 R	35.675	35.510 +0.235	23.451 +0.199	33.776 +0.634	<b>2'08.412</b>	2'09.480	17	1.068
10	64 H. DE CANCELLIS	FRA	Kawasaki Ninja 400	35.787 +0.014	35.623 +0.116	23.316 +0.090	33.721 +0.226	<b>2'08.447</b>	2'08.893	9	0.446
11	54 B. SOFUOGLU	TUR	Yamaha YZF-R3	35.726 +0.045	35.806	23.309	33.635 +0.009	<b>2'08.476</b>	2'08.530	5	0.054
12	83 M. KAWAKAMI	BRA	Yamaha YZF-R3	35.935	35.615 +0.331	23.445 +0.348	33.542	<b>2'08.537</b>	2'09.216	12	0.679
13	1 J. BUIS	NED	Kawasaki Ninja 400	36.139 +0.447	35.796 +0.062	23.487 +0.259	<b>33.158</b>	<b>2'08.580</b>	2'09.348	15	0.768
14	20 D. LOUREIRO	RSA	Kawasaki Ninja 400	35.974 +0.218	35.676 +0.080	23.362	33.645	<b>2'08.657</b>	2'08.955	11	0.298
15	93 M. GAGGI	ITA	Yamaha YZF-R3	36.030	35.643 +0.257	23.453 +0.290	33.598 +0.434	<b>2'08.724</b>	2'09.705	23	0.981
16	43 H. KHOURI	AUS	Kawasaki Ninja 400	36.154	35.753	23.459 +0.459	33.400 +0.432	<b>2'08.766</b>	2'09.657	20	0.891
17	76 J. GIRAL ROMERO	ESP	Yamaha YZF-R3	36.014 +0.207	35.760 +0.046	23.360	33.649 +0.187	<b>2'08.783</b>	2'09.223	13	0.440
18	41 M. GARCIA	ESP	Kawasaki Ninja 400	36.011 +0.144	35.701	23.565 +0.067	33.537 +0.480	<b>2'08.814</b>	2'09.505	18	0.691
19	17 K. MEUFFELS	NED	Kawasaki Ninja 400	36.068 +0.155	35.717	23.585 +0.231	33.448 +0.054	<b>2'08.818</b>	2'09.258	14	0.440
20	80 G. MASTROLUCA	ITA	Yamaha YZF-R3	36.141 +0.045	35.687	23.368 +0.459	33.809	<b>2'09.005</b>	2'09.509	19	0.504
21	73 J. PEREZ GONZALEZ	ESP	Kawasaki Ninja 400	36.063	35.556	23.468 +0.143	33.923 +0.223	<b>2'09.010</b>	2'09.376	16	0.366
22	23 S. MARKARIAN	FRA	Kawasaki Ninja 400	36.023 +0.002	35.929 +0.110	23.724 +0.039	33.407 +0.713	<b>2'09.083</b>	2'09.947	25	0.864
23	77 R. BIJMAN	NED	Yamaha YZF-R3	36.040 +0.625	35.636	23.668 +0.284	33.847 +0.106	<b>2'09.191</b>	2'10.206	29	1.015
24	58 I. IGLESIAS	ESP	Kawasaki Ninja 400	36.151 +0.060	35.945 +0.098	23.539	33.601 +0.277	<b>2'09.236</b>	2'09.671	21	0.435
25	85 K. SABATUCCI	ITA	Yamaha YZF-R3	36.155 +0.387	35.880 +0.091	23.356 +0.009	33.859 +0.223	<b>2'09.250</b>	2'09.960	26	0.710
26	59 A. ZANCA	ITA	Kawasaki Ninja 400	36.376	35.813	23.540 +0.831	33.586 +0.359	<b>2'09.315</b>	2'10.505	32	1.190
27	48 T. BRIANTI	ITA	Kawasaki Ninja 400	36.137	35.963	23.545 +0.706	33.729	<b>2'09.374</b>	2'10.080	27	0.706
28	19 V. RODRIGUEZ NUNEZ	ESP	Kawasaki Ninja 400	36.193 +0.794	35.798	23.803 +0.167	33.633	<b>2'09.427</b>	2'10.388	30	0.961
29	26 M. GENNAI	ITA	Yamaha YZF-R3	36.356 +0.106	35.634	23.631 +0.114	33.839	<b>2'09.460</b>	2'09.680	22	0.220
30	52 O. KONIG	CZE	Kawasaki Ninja 400	36.197	35.860	23.702	33.810 +0.219	<b>2'09.569</b>	2'09.788	24	0.219
31	97 F. PALAZZI	ITA	Yamaha YZF-R3	36.107	35.850	23.574	34.151 +0.496	<b>2'09.682</b>	2'10.178	28	0.496
32	53 P. SVOBODA	CZE	Yamaha YZF-R3	36.434 +0.671	35.897 +0.074	23.738	33.804 +0.253	<b>2'09.873</b>	2'10.871	35	0.998
33	21 V. PEREZ SELFA	ESP	Yamaha YZF-R3	36.300 +0.422	35.905 +0.119	23.468	34.203	<b>2'09.876</b>	2'10.417	31	0.541

21/05/2021

These data/results cannot be reproduced, stored and/or transmitted in whole or in part by any manner of electronic, mechanical, photocopying, recording, broadcasting or otherwise now known or herein after developed without the previous express consent by the copyright owner, except for reproduction in daily press and regular printed publications on sale to the public within 60 days of the event related to those data/results and always provided that copyright symbol appears together as follows below.

© DORNA WSBK ORGANIZATION Srl 2021





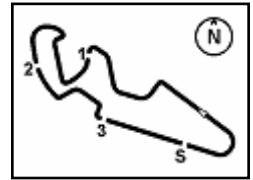
## Pirelli Aragon Round, 21-23 May 2021

### Ideal Times Free Practice 2nd Session

No.	Rider	Nat	Bike	Seg. 1	Seg. 2	Seg. 3	Seg. 4	Ideal Time			
				Diff. 1	Diff. 2	Diff. 3	Diff. 4	Best Lap	Pos.	Diff.	
34	<b>16 B. NEILA</b>	ESP	Yamaha YZF-R3	36.574	35.930 +0.111	23.659	34.277 +0.143	<b>2'10.440</b>	2'10.694	33	0.254
35	<b>36 S. RAINERI</b>	ITA	Kawasaki Ninja 400	36.470	36.059 +0.278	23.682 +0.296	34.247 +0.423	<b>2'10.458</b>	2'11.455	36	0.997
36	<b>7 J. GIMBERT</b>	FRA	Kawasaki Ninja 400	36.271	36.228	23.929	34.080 +0.333	<b>2'10.508</b>	2'10.841	34	0.333
37	<b>25 D. BERTA VINALES</b>	ESP	Yamaha YZF-R3	36.820 +0.053	36.211 +0.340	23.971 +0.178	33.708 +0.653	<b>2'10.710</b>	2'11.934	37	1.224
38	<b>55 A. FRAPPOLA</b>	ITA	Kawasaki Ninja 400	37.016 +0.144	36.345	23.862	34.706 +0.568	<b>2'11.929</b>	2'12.641	38	0.712
39	<b>14 J. MCMANUS</b>	IRL	Kawasaki Ninja 400	36.854	36.715	24.490	33.969 +0.763	<b>2'12.028</b>	2'12.791	39	0.763
40	<b>18 I. OFFER</b>	GBR	Kawasaki Ninja 400	36.897	36.757 +0.304	24.391 +0.176	34.167 +1.383	<b>2'12.212</b>	2'14.075	41	1.863
41	<b>22 J. ROMERO</b>	ARG	Kawasaki Ninja 400	37.370 +0.841	36.785 +0.304	24.511 +0.005	34.061 +0.004	<b>2'12.727</b>	2'13.881	40	1.154
42	<b>70 M. DUARTE</b>	POR	Yamaha YZF-R3	37.252	36.932 +0.102	24.339 +0.122	34.957 +0.496	<b>2'13.480</b>	2'14.200	42	0.720
	<b>2 A. CARRION</b>	ESP	Kawasaki Ninja 400								
	<b>27 A. DIEZ RODRIGUEZ</b>	ESP	Kawasaki Ninja 400								
<b>Overall Ideal Time</b>				35.675	35.349	23.100	33.158	<b>2'07.282</b>			

21/05/2021  
These data/results cannot be reproduced, stored and/or transmitted in whole or in part by any manner of electronic, mechanical, photocopying, recording, broadcasting or otherwise now known or herein after developed without the previous express consent by the copyright owner, except for reproduction in daily press and regular printed publications on sale to the public within 60 days of the event related to those data/results and always provided that copyright symbol appears together as follows below.  
© DORNA WSBK ORGANIZATION Srl 2021





## Pirelli Aragon Round, 21-23 May 2021

### Chronological Analysis Free Practice 2nd Session

1° 61 Y. OKAYA (2'08.285)							
Lap	Seg.1	Seg.2	Seg.3	Seg.4	Lap Time	km/h	Local Time
1		36.532	24.659	33.537	200,7	14:17'34.887	
2	36.485	35.840	23.574	33.329	2'09.228	<b>202,2</b>	14:19'44.115
3	36.339	36.031	23.642	33.425	2'09.437	199,6	14:21'53.552
4	37.132	36.170	24.576	34.009	2'11.887C	196,0	14:24'05.439
5	39.630	36.307	24.105	33.936	2'13.978	194,9	14:26'19.417
6	<b>36.029</b>	<b>35.500</b>	<b>23.531</b>	<b>33.225</b>	<b>2'08.285</b>	200,4	14:28'27.702
7	36.053	35.554	23.658	42.602	2'17.867P	185,9	14:30'45.569
8	7'14.671	36.091	24.026	33.866	8'48.654P	194,6	14:39'34.223
9	36.486	35.742	23.597	34.001	2'09.826	194,9	14:41'44.049
10	36.549	35.893	23.673	33.788	2'09.903	193,9	14:43'53.952
11	36.786	36.134	23.559	34.086	2'10.565C	194,9	14:46'04.517

5° 54 B. SOFUOGLU (2'08.530)							
Lap	Seg.1	Seg.2	Seg.3	Seg.4	Lap Time	km/h	Local Time
1		36.235	24.767	35.222		185,2	14:17'30.166
2	36.340	36.034	23.319	33.990	2'09.683	192,9	14:19'39.849
3	35.878	35.941	23.558	33.886	2'09.263	194,9	14:21'49.112
4	<b>35.726</b>	35.820	23.643	33.782	2'08.971	<b>197,4</b>	14:23'58.083
5	36.691	36.036	23.478	39.845	2'16.050P	181,8	14:26'14.133
6	54.157	35.811	23.402	34.112	2'27.482P	189,5	14:28'41.615
7	35.771	<b>35.806</b>	<b>23.309</b>	33.644	<b>2'08.530</b>	192,5	14:30'50.145
8	36.307	43.020	25.014	40.422	2'24.763P	184,9	14:33'14.908
9	6'44.509	36.550	24.957	34.238	8'20.254P	192,5	14:41'35.162
10	37.556	36.056	23.572	33.990	2'11.174	192,9	14:43'46.336
11	35.890	36.081	23.518	<b>33.635</b>	2'09.124	194,6	14:45'55.460

2° 99 A. HUERTAS (2'08.336)							
Lap	Seg.1	Seg.2	Seg.3	Seg.4	Lap Time	km/h	Local Time
1		36.010	23.911	33.912	198,9	14:17'27.121	
2	36.619	35.545	23.547	<b>33.160</b>	2'08.871	203,0	14:19'35.992
3	35.954	35.706	<b>23.239</b>	33.710	2'08.609	193,9	14:21'44.601
4	<b>35.707</b>	35.810	23.345	33.960	2'08.822C	191,8	14:23'53.423
5	36.319	36.854	23.574	51.415	2'28.162	161,4	14:26'21.585
6	36.154	35.654	23.275	33.700	2'08.783	195,3	14:28'30.368
7	35.892	35.729	23.915	33.841	2'09.377	192,9	14:30'39.745
8	35.885	39.751	23.459	33.635	2'12.730	198,9	14:32'52.475
9	35.893	35.643	23.335	33.904	2'08.775	193,5	14:35'01.250
10	35.824	35.683	23.268	34.313	2'09.088	189,1	14:37'10.338
11	39.808	36.340	23.964	34.801	2'14.913	189,5	14:39'25.251
12	35.744	<b>35.349</b>	23.728	33.515	<b>2'08.336</b>	200,4	14:41'33.587
13	39.263	36.268	23.575	33.757	2'12.863	194,2	14:43'46.450
14	35.814	35.940	23.259	33.661	2'08.674	<b>204,5</b>	14:45'55.124

6° 46 S. DI SORA (2'08.604)							
Lap	Seg.1	Seg.2	Seg.3	Seg.4	Lap Time	km/h	Local Time
1		38.471	25.453	33.808		198,2	14:17'26.378
2	37.678	35.651	23.602	33.557	2'10.488	<b>203,0</b>	14:19'36.866
3	36.675	36.610	<b>23.424</b>	33.629	2'10.338	196,0	14:21'47.204
4	45.731	35.930	24.416	34.239	2'20.316	192,9	14:24'07.520
5	<b>35.936</b>	36.150	23.475	33.571	2'09.132	197,4	14:26'16.652
6	36.269	<b>35.391</b>	23.433	<b>33.511</b>	<b>2'08.604</b>	201,1	14:28'25.256
7	46.480	36.627	24.475	40.388	2'27.970P	189,5	14:30'53.226
8	12'26.622	36.183	24.123	34.424	14'01.352P	188,2	14:44'54.578
9	36.503	35.834	23.592	34.211	2'10.140	190,1	14:47'04.718

3° 87 T. KAWAKAMI (2'08.395)							
Lap	Seg.1	Seg.2	Seg.3	Seg.4	Lap Time	km/h	Local Time
1		41.186	24.376	34.352		191,2	14:17'32.050
2	36.185	35.869	23.604	<b>33.221</b>	2'08.879	<b>203,4</b>	14:19'40.929
3	35.970	41.584	24.048	34.199	2'15.801	194,2	14:21'56.730
4	36.900	37.890	24.537	34.321	2'13.648	189,5	14:24'10.378
5	<b>35.930</b>	36.207	23.663	33.500	2'09.300	200,7	14:26'19.678
6	36.104	35.482	<b>23.351</b>	33.458	<b>2'08.395</b>	200,0	14:28'28.073
7	36.796	35.790	24.106	33.925	2'10.617	192,5	14:30'38.690
8	36.359	36.353	23.611	34.628	2'10.951	185,6	14:32'49.641
9	36.463	35.898	23.828	34.265	2'10.454	188,2	14:35'00.095
10	36.771	35.985	23.569	34.304	2'10.629	185,9	14:37'10.724
11	39.007	36.071	23.878	34.161	2'13.117	190,1	14:39'23.841
12	36.091	<b>35.480</b>	23.550	34.517	2'09.638	187,2	14:41'33.479
13	39.602	36.896	23.676	33.563	2'13.737	197,4	14:43'47.216
14	35.983	35.710	23.515	34.246	2'09.454	190,8	14:45'56.670

7° 8 B. IERACI (2'08.640)							
Lap	Seg.1	Seg.2	Seg.3	Seg.4	Lap Time	km/h	Local Time
1		39.028	25.347	35.093		196,0	14:17'25.685
2	36.464	36.435	23.932	33.807	2'10.638	<b>200,0</b>	14:19'36.323
3	36.153	35.911	23.460	33.909	2'09.433	194,2	14:21'45.756
4	<b>36.002</b>	35.811	<b>23.218</b>	34.480	2'09.511	189,5	14:23'55.267
5	50.841	36.186	23.664	33.913	2'24.604C	196,0	14:26'19.871
6	36.103	<b>35.523</b>	23.389	<b>33.625</b>	<b>2'08.640</b>	197,4	14:28'28.511
7	43.035	36.417	24.428	44.172	2'28.052P	182,7	14:30'56.563
8	5'50.305	37.598	23.992	34.993	7'26.888P	185,9	14:38'23.451
9	36.422	36.177	23.653	35.068	2'11.320	186,5	14:40'34.771
10	36.363	36.318	23.535	36.335	2'12.551	178,2	14:42'47.322
11	36.275	35.869	23.796	44.287	2'20.227P	188,5	14:45'07.549

4° 10 U. ORRADRE (2'08.478)							
Lap	Seg.1	Seg.2	Seg.3	Seg.4	Lap Time	km/h	Local Time
1		36.933	24.538	34.533		187,8	14:17'52.792
2	36.250	35.917	23.816	34.262	2'10.245	188,8	14:20'03.037
3	36.179	35.666	23.435	34.077	2'09.357	190,5	14:22'12.394
4	35.900	35.675	23.602	34.141	2'09.318	190,1	14:24'21.712
5	35.970	35.726	<b>23.391</b>	33.927	2'09.014	195,3	14:26'30.726
6	35.921	<b>35.472</b>	24.398	34.348	2'10.139	189,8	14:28'40.865
7	<b>35.796</b>	36.125	23.504	33.916	2'09.341	189,8	14:30'50.206
8	37.034	40.589	23.740	34.093	2'15.456	191,2	14:33'05.662
9	36.390	35.894	23.612	34.251	2'10.147	190,8	14:35'15.809
10	36.131	35.681	23.471	34.556	2'09.839	185,6	14:37'25.648
11	36.069	35.492	23.407	<b>33.510</b>	<b>2'08.478</b>	196,7	14:39'34.126
12	38.479	35.783	23.544	34.071	2'11.877C	192,2	14:41'46.003
13	36.045	35.700	23.437	33.533	2'08.715	<b>198,5</b>	14:43'54.718

8° 11 A. CARRASCO (2'08.863)							
Lap	Seg.1	Seg.2	Seg.3	Seg.4	Lap Time	km/h	Local Time
1		38.473	25.562	34.302		193,2	14:17'24.115
2	36.287	35.885	23.777	33.856	2'09.805	194,9	14:19'33.920
3	42.962	38.543	23.964	<b>33.292</b>	2'18.761	198,9	14:21'52.681
4	37.265	36.511	23.889	33.606	2'11.271	<b>200,0</b>	14:24'03.952
5	37.252	36.354	24.093	33.878	2'11.577	194,9	14:26'15.529
6	<b>35.874</b>	<b>35.598</b>	23.776	33.615	<b>2'08.863</b>	197,4	14:28'24.392
7	35.889	36.296	24.252	39.833	2'16.270P	192,9	14:30'40.662
8	6'34.322	36.703	24.104	34.459	8'09.588P	189,8	14:38'50.250
9	36.048	35.975	<b>23.596</b>	36.723	2'12.342	155,2	14:41'02.592
10	36.061	35.656	23.955	34.037	2'09.709	196,0	14:43'12.301
11	35.960	35.754	30.848	34.401	2'16.963	191,2	14:45'29.264

9° 64 H. DE CANCELLIS (2'08.893)							
Lap	Seg.1	Seg.2	Seg.3	Seg.4	Lap Time	km/h	Local Time
1		41.246	26.470	35.491		190,1	14:17'30.823
2	36.183	36.382	23.927	33.919	2'10.411	195,7	14:19'41.234
3	36.234	39.953	24.597	33.905	2'14.689	195,7	14:21'55.923
4	36.231	35.649	24.110	33.814	2'09.804	<b>200,7</b>	14:24'05.727

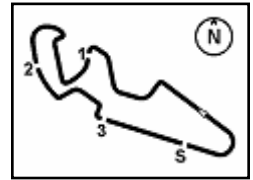
21/05/2021 P = Pits In/Out - C = Lap Time Cancelled

These data/results cannot be reproduced, stored and/or transmitted in whole or in part by any manner of electronic, mechanical, photocopying, recording, broadcasting or otherwise now known or herein after developed without the previous express consent by the copyright owner, except for reproduction in daily press and regular printed publications on sale to the public within 60 days of the event related to those data/results and always provided that copyright symbol appears together as follows below.

© DORNA WSBK ORGANIZATION Srl 2021







MotorLand Aragon 5.077 m

## Pirelli Aragon Round, 21-23 May 2021

### Chronological Analysis Free Practice 2nd Session

2 / 5

Lap	Seg.1	Seg.2	Seg.3	Seg.4	Lap Time	km/h	Local Time
5	36.708	36.348	23.815	<b>33.721</b>	2'10.592	200,0	14:26'16.319
6	35.801	35.739	23.406	33.947	<b>2'08.893</b>	192,9	14:28'25.212
7	<b>35.787</b>	<b>35.623</b>	23.514	34.475	2'09.399	187,8	14:30'34.611
8	37.446	46.957	24.340	39.457	2'28.200P	189,5	14:33'02.811
9	4'53.581	37.221	23.714	36.494	6'31.010P	193,2	14:39'33.821
10	36.007	35.725	<b>23.316</b>	33.905	2'08.953	199,3	14:41'42.774
11	36.269	38.235	23.558	34.182	2'12.244	192,5	14:43'55.018
12	36.390	36.124	23.824	33.892	2'10.230	196,0	14:46'05.248

10° 69 T. BOOTH-AMOS (2'08.929)							
Lap	Seg.1	Seg.2	Seg.3	Seg.4	Lap Time	km/h	Local Time
1		38.367	26.092	34.262	<b>201,1</b>		14:17'25.171
2	36.586	36.168	23.221	<b>33.555</b>	2'09.530	196,4	14:19'34.701
3	35.837	35.815	23.103	34.432	2'09.187	189,1	14:21'43.888
4	35.839	35.730	<b>23.100</b>	34.260	<b>2'08.929</b>	189,5	14:23'52.817
5	37.136	36.867	23.703	34.919	2'12.625	185,2	14:26'05.442
6	35.955	35.724	23.266	39.210	2'14.155P	191,2	14:28'19.597
7	9'36.138	35.956	23.376	38.373	11'13.843P	190,1	14:39'33.440
8	<b>35.796</b>	<b>35.648</b>	23.464	34.599	2'09.507	188,8	14:41'42.947
9	36.169	37.588	23.656	34.827	2'12.240	181,8	14:43'55.187
10	35.805	35.761	23.403	34.366	2'09.335	190,1	14:46'04.522

11° 20 D. LOUREIRO (2'08.955)							
Lap	Seg.1	Seg.2	Seg.3	Seg.4	Lap Time	km/h	Local Time
1		41.749	27.935	42.462		143,0	14:17'28.392
2	36.879	36.368	23.691	33.975	2'10.913	194,6	14:19'39.305
3	35.976	36.422	23.887	33.727	2'10.012	194,9	14:21'49.317
4	36.192	35.756	<b>23.362</b>	<b>33.645</b>	<b>2'08.955</b>	<b>198,2</b>	14:23'58.272
5	37.284	36.220	24.023	35.576	2'13.103	189,1	14:26'11.375
6	36.078	<b>35.676</b>	<b>23.362</b>	34.844	2'09.960	189,1	14:28'21.335
7	44.268	36.819	24.487	42.980	2'28.554P	171,2	14:30'49.889
8	5'48.418	57.894	37.321	38.758	8'02.391P	168,2	14:38'52.280
9	36.090	35.813	23.506	34.113	2'09.522	191,2	14:41'01.802
10	36.052	36.045	24.222	35.094	2'11.413	181,5	14:43'13.215
11	<b>35.974</b>	36.128	23.568	34.539	2'10.209	187,8	14:45'23.424

12° 83 M. KAWAKAMI (2'09.216)							
Lap	Seg.1	Seg.2	Seg.3	Seg.4	Lap Time	km/h	Local Time
1		36.480	23.957	34.845		183,4	14:17'48.265
2	36.557	36.135	23.614	34.571	2'10.877	184,9	14:19'59.142
3	36.414	35.984	23.553	34.488	2'10.439	184,6	14:22'09.581
4	36.371	36.079	23.616	34.625	2'10.691	185,9	14:24'20.272
5	36.266	35.999	23.723	34.561	2'10.549	182,4	14:26'30.821
6	36.171	35.687	23.895	34.402	2'10.155	190,5	14:28'40.976
7	<b>35.935</b>	35.946	23.793	<b>33.542</b>	<b>2'09.216</b>	<b>198,9</b>	14:30'50.192
8	36.411	36.278	<b>23.445</b>	33.971	2'10.105	191,8	14:33'00.297
9	36.651	35.984	23.664	40.251	2'16.550P	184,9	14:35'16.847
10	2'32.216	36.104	23.885	34.852	4'07.057P	182,4	14:39'23.904
11	36.209	35.663	23.573	34.213	2'09.658	188,8	14:41'33.562
12	36.878	36.080	24.017	34.913	2'11.888C	180,6	14:43'45.450
13	35.974	<b>35.615</b>	23.745	33.963	2'09.297	196,0	14:45'54.747

13° 76 J. GIRAL ROMERO (2'09.223)							
Lap	Seg.1	Seg.2	Seg.3	Seg.4	Lap Time	km/h	Local Time
1		38.782	26.489	34.550		193,5	14:17'25.392
2	36.887	36.524	24.766	<b>33.649</b>	2'11.826	198,2	14:19'37.218
3	36.833	36.269	24.478	33.663	2'11.243	<b>203,4</b>	14:21'48.461
4	36.142	35.866	23.595	33.810	2'09.413	198,9	14:23'57.874
5	45.142	37.219	24.091	34.469	2'20.921	190,5	14:26'18.795
6	36.221	35.806	<b>23.360</b>	33.836	<b>2'09.223</b>	193,2	14:28'28.018
7	36.315	36.057	23.479	42.292	2'18.143P	191,2	14:30'46.161
8	2'57.180	36.136	23.814	34.640	4'31.770P	187,5	14:35'17.931
9	36.472	36.206	23.692	34.707	2'11.077	184,6	14:37'29.008

14° 17 K. MEUFFELS (2'09.258)							
Lap	Seg.1	Seg.2	Seg.3	Seg.4	Lap Time	km/h	Local Time
1		36.779	24.234	34.102		193,9	14:17'34.827
2	36.762	35.890	23.968	33.580	2'10.200	198,9	14:19'45.027
3	36.355	36.073	23.781	<b>33.448</b>	2'09.657	200,4	14:21'54.684
4	36.459	35.941	24.766	33.902	2'11.068	195,7	14:24'05.752
5	36.560	35.967	23.838	33.662	2'10.027	197,8	14:26'15.779
6	36.223	<b>35.717</b>	23.816	33.502	<b>2'09.258</b>	197,8	14:28'25.037
7	36.172	35.745	24.306	41.707	2'17.930P	181,8	14:30'42.967
8	9'14.156	37.076	24.102	36.175	10'51.509P	174,2	14:41'34.476
9	37.869	35.998	<b>23.585</b>	34.126	2'11.578	195,3	14:43'46.054
10	<b>36.068</b>	35.903	23.635	33.684	2'09.290	<b>200,7</b>	14:45'55.344

15° 1 J. BUIS (2'09.348)							
Lap	Seg.1	Seg.2	Seg.3	Seg.4	Lap Time	km/h	Local Time
1		36.599	24.491	33.587		200,0	14:17'34.646
2	36.219	36.137	23.553	33.596	2'09.505	197,1	14:19'44.151
3	36.586	35.858	23.746	<b>33.158</b>	<b>2'09.348</b>	<b>202,6</b>	14:21'53.499
4	36.757	36.415	24.071	38.848	2'16.091P	198,2	14:24'09.590
5	2'02.862	36.030	23.674	34.226	3'36.792P	190,5	14:27'46.382
6	36.271	<b>35.796</b>	<b>23.487</b>	34.246	2'09.800	189,5	14:29'56.182
7	36.688	36.728	23.920	39.514	2'16.850P	190,5	14:32'13.032
8	7'45.953	36.103	23.761	35.132	9'20.949P	187,5	14:41'33.981
9	36.749	35.905	23.589	34.501	2'10.744	189,8	14:43'44.725
10	<b>36.139</b>	35.836	23.926	34.148	2'10.049	194,2	14:45'54.774

16° 73 J. PEREZ GONZALEZ (2'09.376)							
Lap	Seg.1	Seg.2	Seg.3	Seg.4	Lap Time	km/h	Local Time
1		38.638	25.630	34.355		196,0	14:17'26.736
2	37.790	37.143	23.825	34.378	2'13.136	193,2	14:19'39.872
3	36.902	36.393	25.616	34.703	2'13.614	195,3	14:21'53.486
4	37.818	36.182	24.916	<b>33.923</b>	2'12.839	<b>200,4</b>	14:24'06.325
5	36.626	36.528	23.846	34.134	2'11.134	194,6	14:26'17.459
6	36.130	35.967	<b>23.468</b>	34.203	2'09.768	191,5	14:28'27.227
7	36.232	35.801	23.856	43.360	2'19.249P	192,2	14:30'46.476
8	2'27.124	36.774	24.195	34.964	4'03.057P	187,5	14:34'49.533
9	36.710	35.917	37.910	35.568	2'26.105	185,9	14:37'15.638
10	36.717	35.820	23.787	34.195	2'10.519	191,5	14:39'26.157
11	<b>36.063</b>	<b>35.556</b>	23.611	34.146	<b>2'09.376</b>	194,6	14:41'35.533
12	36.208	35.849	23.777	33.999	2'09.833	194,6	14:43'45.366
13	36.192	35.762	23.663	34.557	2'10.174	197,8	14:45'55.540

17° 72 V. STEEMAN (2'09.480)							
Lap	Seg.1	Seg.2	Seg.3	Seg.4	Lap Time	km/h	Local Time
1		38.071	25.929	34.628		191,2	14:17'25.778
2	36.592	36.302	24.021	<b>33.776</b>	2'10.691	<b>197,8</b>	14:19'36.469
3	36.678	36.882	26.097	34.074	2'13.731	194,9	14:21'50.200
4	36.018	35.745	23.788	34.301	2'09.852	185,2	14:24'00.052
5	36.262	<b>35.510</b>	23.566	34.317	2'09.655	191,8	14:26'09.707
6	36.016	35.793	23.697	34.412	2'09.918	186,9	14:28'19.625
7	47.234	35.659	24.142	34.187	2'21.222	192,2	14:30'40.847
8	35.894	36.051	<b>23.451</b>	34.109	2'09.505	189,1	14:32'50.352
9	35.971	35.770	23.533	34.545	2'09.819	185,6	14:35'00.171
10	36.821	36.001	23.811	34.135	2'10.768	194,6	14:37'10.939
11	36.199	38.225	24.664	34.141	2'13.229	190,1	14:39'24.168
12	36.138	35.715	23.700	34.495	2'10.048	193,2	14:41'34.216
13	36.918	35.763	24.100	34.310	2'11.091	188,8	14:43'45.307
14	<b>35.675</b>	35.745	23.650	34.410	<b>2'09.480</b>	185,6	14:45'54.787

21/05/2021 P = Pits In/Out - C = Lap Time Cancelled

These data/results cannot be reproduced, stored and/or transmitted in whole or in part by any manner of electronic, mechanical, photocopying, recording, broadcasting or otherwise now known or herein after developed without the previous express consent by the copyright owner, except for reproduction in daily press and regular printed publications on sale to the public within 60 days of the event related to those data/results and always provided that copyright symbol appears together as follows below.

© DORNA WSBK ORGANIZATION Srl 2021



Official Fuel Supplier

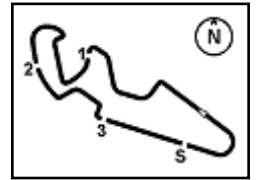


FKR PERUGIA TIMING

Official Tyre Supplier



Official Timekeeper



## Pirelli Aragon Round, 21-23 May 2021

### Chronological Analysis Free Practice 2nd Session

18° 41 M. GARCIA (2'09.505)							
Lap	Seg.1	Seg.2	Seg.3	Seg.4	Lap Time	km/h	Local Time
1		37.956	26.049	39.834		162,4	14:17'27.139
2	37.514	36.539	23.882	<b>33.537</b>	2'11.472	197,8	14:19'38.611
3	36.177	36.872	24.496	33.847	2'11.392	198,9	14:21'50.003
4	<b>36.011</b>	35.816	24.156	33.787	2'09.770	194,9	14:23'59.773
5	36.388	35.819	23.967	34.033	2'10.207	198,2	14:26'09.980
6	36.155	<b>35.701</b>	23.632	34.017	<b>2'09.505</b>	191,8	14:28'19.485
7	47.457	37.018	23.896	35.340	2'23.711	174,8	14:30'43.196
8	36.385	36.418	23.678	33.612	2'10.093	196,7	14:32'53.289
9	36.264	36.000	23.746	34.686	2'10.696	188,2	14:35'03.985
10	38.106	36.682	33.345	34.646	2'22.779	187,2	14:37'26.764
11	36.462	36.041	24.102	34.509	2'11.114	188,8	14:39'37.878
12	36.654	36.003	23.860	34.905	2'11.422	186,9	14:41'49.300
13	36.292	35.760	<b>23.565</b>	33.927	2'09.544	192,2	14:43'58.844
14	36.299	36.006	23.640	33.897	2'09.842	<b>199,6</b>	14:46'08.686

19° 80 G. MASTROLUCA (2'09.509)							
Lap	Seg.1	Seg.2	Seg.3	Seg.4	Lap Time	km/h	Local Time
1		39.222	25.678	34.529		191,8	14:17'24.556
2	36.186	<b>35.687</b>	23.827	<b>33.809</b>	<b>2'09.509</b>	<b>195,7</b>	14:19'34.065
3	36.840	35.844	<b>23.368</b>	34.359	2'10.411	189,1	14:21'44.476
4	<b>36.141</b>	37.454	24.712	36.045	2'14.352	188,2	14:23'58.828
5	37.364	39.106	23.721	34.387	2'14.578	191,2	14:26'13.406
6	36.518	35.896	23.529	33.934	2'09.877	192,9	14:28'23.283
7	36.379	47.736	24.296	41.747	2'30.158P	188,5	14:30'53.441
8	5'24.595	39.424	24.168	34.502	7'02.689P	191,8	14:37'56.130
9	36.397	36.107	23.707	35.057	2'11.268	193,2	14:40'07.398
10	37.462	36.523	23.977	42.421	2'20.383P	186,2	14:42'27.781

20° 43 H. KHOURI (2'09.657)							
Lap	Seg.1	Seg.2	Seg.3	Seg.4	Lap Time	km/h	Local Time
1		38.466	25.703	34.052		<b>199,6</b>	14:17'26.250
2	38.024	36.149	23.599	<b>33.400</b>	2'11.172	198,9	14:19'37.422
3	36.327	36.518	23.832	33.849	2'10.526	195,3	14:21'47.948
4	36.536	35.988	<b>23.459</b>	33.893	2'09.876	196,7	14:23'57.824
5	49.679	37.261	23.901	34.189	2'25.030	194,6	14:26'22.854
6	<b>36.154</b>	<b>35.753</b>	23.918	33.832	<b>2'09.657</b>	194,6	14:28'32.511
7	36.421	35.972	23.749	33.776	2'09.918	195,7	14:30'42.429
8	38.530	37.162	23.902	39.652	2'19.246P	190,1	14:33'01.675
9	3'18.287	37.185	24.031	34.550	4'54.053P	187,8	14:37'55.728
10	36.436	36.086	23.775	34.457	2'10.754	188,2	14:40'06.482
11	36.347	36.048	23.547	34.554	2'10.496	189,1	14:42'16.978
12	36.171	35.918	23.483	34.343	2'09.915	189,1	14:44'26.893
13	36.175	35.917	23.774	34.324	2'10.190	190,5	14:46'37.083

21° 58 I. IGLESIAS (2'09.671)							
Lap	Seg.1	Seg.2	Seg.3	Seg.4	Lap Time	km/h	Local Time
1		38.006	25.419	36.896		158,4	14:17'29.697
2	36.378	36.364	23.790	33.646	2'10.178	197,4	14:19'39.875
3	<b>36.151</b>	36.652	25.858	34.570	2'13.231	187,5	14:21'53.106
4	36.997	36.438	23.925	<b>33.601</b>	2'10.961	<b>200,0</b>	14:24'04.067
5	36.849	36.431	23.932	40.991	2'18.203P	190,8	14:26'22.270
6	11'34.705	<b>35.945</b>	23.700	36.613	13'10.963P	187,2	14:39'33.233
7	36.211	36.043	<b>23.539</b>	33.878	<b>2'09.671</b>	198,9	14:41'42.904
8	36.356	36.095	23.675	34.910	2'11.036C	180,3	14:43'53.940
9	37.337	36.004	23.913	33.987	2'11.241	197,8	14:46'05.181

22° 26 M. GENNAI (2'09.680)							
Lap	Seg.1	Seg.2	Seg.3	Seg.4	Lap Time	km/h	Local Time
1		38.978	25.805	36.220		173,6	14:17'24.543

2	36.967	36.383	23.718	34.397	2'11.465	190,5	14:19'36.008
3	36.929	37.114	24.614	34.392	2'13.049	<b>199,3</b>	14:21'49.057
4	36.677	35.855	23.768	34.298	2'10.598	191,5	14:23'59.655
5	36.847	35.680	23.946	33.965	2'10.438	196,4	14:26'10.093
6	<b>36.356</b>	35.861	<b>23.631</b>	34.294	2'10.142	192,5	14:28'20.235
7	46.252	35.893	23.893	34.499	2'20.537	190,8	14:30'40.772
8	36.381	36.392	24.031	41.599	2'18.403P	186,9	14:32'59.175
9	7'00.148	35.954	23.960	34.694	8'34.756P	188,5	14:41'33.931
10	37.078	36.063	24.100	34.132	2'11.373	193,9	14:43'45.304
11	36.462	<b>35.634</b>	23.745	<b>33.839</b>	<b>2'09.680</b>	198,2	14:45'54.984

23° 93 M. GAGGI (2'09.705)							
Lap	Seg.1	Seg.2	Seg.3	Seg.4	Lap Time	km/h	Local Time
1		38.751	24.651	35.564		184,9	14:17'29.158
2	36.764	36.828	23.913	<b>33.598</b>	2'11.103	199,6	14:19'40.261
3	36.564	36.868	24.341	33.796	2'11.569	<b>201,9</b>	14:21'51.830
4	37.251	36.251	23.495	33.993	2'10.990	<b>190,5</b>	14:24'02.820
5	36.274	36.265	24.107	34.066	2'10.712	191,5	14:26'13.532
6	36.149	35.971	<b>23.453</b>	34.244	2'09.817	190,5	14:28'23.349
7	36.379	36.024	23.661	40.694	2'16.758P	183,4	14:30'40.107
8	4'53.297	38.596	24.212	34.596	6'30.701P	184,9	14:37'10.808
9	36.644	36.275	25.758	34.916	2'13.593	189,1	14:39'24.401
10	36.135	<b>35.643</b>	24.340	34.323	2'10.441	191,5	14:41'34.842
11	37.689	36.926	23.614	33.854	2'12.083	195,3	14:43'46.925
12	<b>36.030</b>	35.900	23.743	34.032	<b>2'09.705</b>	191,2	14:45'56.630

24° 52 O. KONIG (2'09.788)							
Lap	Seg.1	Seg.2	Seg.3	Seg.4	Lap Time	km/h	Local Time
1		38.454	25.589	35.931		184,3	14:17'16.887
2	36.837	37.091	25.083	36.730	2'15.741	173,4	14:19'32.628
3	39.820	39.367	24.557	34.122	2'17.866	195,7	14:21'50.494
4	36.358	36.352	23.709	34.103	2'10.522	192,9	14:24'01.016
5	37.688	37.552	24.261	43.185	2'22.686P	165,1	14:26'23.702
6	11'20.370	42.564	24.250	34.374	13'01.558P	193,5	14:39'25.260
7	36.204	36.174	24.079	33.967	2'10.424	199,6	14:41'35.684
8	36.754	36.296	24.637	<b>33.810</b>	2'11.497	<b>200,0</b>	14:43'47.181
9	<b>36.197</b>	<b>35.860</b>	<b>23.702</b>	34.029	<b>2'09.788</b>	197,1	14:45'56.969

25° 23 S. MARKARIAN (2'09.947)							
Lap	Seg.1	Seg.2	Seg.3	Seg.4	Lap Time	km/h	Local Time
1		37.275	24.728	34.757		193,5	14:17'28.650
2	36.864	37.967	24.103	<b>33.407</b>	2'12.341	<b>202,2</b>	14:19'40.991
3	<b>36.023</b>	36.357	24.194	33.908	2'10.482	199,3	14:21'51.473
4	36.193	36.300	23.909	34.050	2'10.452	193,2	14:24'01.925
5	36.169	36.318	<b>23.724</b>	34.204	2'10.415	191,8	14:26'12.340
6	36.025	36.039	23.763	34.120	<b>2'09.947</b>	192,9	14:28'22.287
7	36.027	39.436	24.254	40.035	2'19.752P	193,9	14:30'42.039
8	9'15.203	37.020	24.222	35.432	10'51.877P	184,3	14:41'33.916
9	36.996	<b>35.929</b>	23.978	34.962	2'11.865	179,1	14:43'45.781
10	36.192	36.879	24.371	34.232	2'11.674	195,7	14:45'57.455

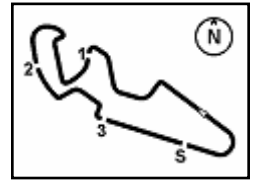
26° 85 K. SABATUCCI (2'09.960)							
Lap	Seg.1	Seg.2	Seg.3	Seg.4	Lap Time	km/h	Local Time
1		38.875	26.820	34.766		195,7	14:17'26.117
2	37.228	36.066	23.553	<b>33.859</b>	2'10.706	<b>197,8</b>	14:19'36.823
3	36.525	36.705	24.234	34.516	2'11.980	191,8	14:21'48.803
4	39.484	36.303	23.551	34.169	2'13.507	190,1	14:24'02.310
5	36.541	36.046	<b>23.356</b>	34.207	2'10.150	194,2	14:26'12.460
6	36.542	35.971	23.365	34.082	<b>2'09.960</b>	193,2	14:28'22.420
7	<b>36.155</b>	36.821	26.096	41.856	2'20.928P	183,7	14:30'43.348
8	6'32.128	36.676	24.108	34.850	8'07.762P	185,2	14:38'51.110
9	36.295	35.935	23.555	34.697	2'10.482	187,5	14:41'01.592
10	36.455	<b>35.880</b>	23.677	35.043	2'11.055	185,6	14:43'12.647

21/05/2021 P = Pits In/Out - C = Lap Time Cancelled

These data/results cannot be reproduced, stored and/or transmitted in whole or in part by any manner of electronic, mechanical, photocopying, recording, broadcasting or otherwise now known or herein after developed without the previous express consent by the copyright owner, except for reproduction in daily press and regular printed publications on sale to the public within 60 days of the event related to those data/results and always provided that copyright symbol appears together as follows below.

© DORNA WSBK ORGANIZATION Srl 2021





## Pirelli Aragon Round, 21-23 May 2021

### Chronological Analysis Free Practice 2nd Session

MotorLand Aragon 5.077 m

4 / 5

32°								59 A. ZANCA (2'10.505)							
Lap	Seg.1	Seg.2	Seg.3	Seg.4	Lap Time	km/h	Local Time	Lap	Seg.1	Seg.2	Seg.3	Seg.4	Lap Time	km/h	Local Time
1								1		39.176	25.685	34.580	197,1	14:17'27.604	
2	37.832							2	37.832	37.008	24.033	<b>33.586</b>	2'12.459	196,7	14:19'40.063
3								3	36.668	36.695	24.471	33.820	2'11.654	<b>202,2</b>	14:21'51.717
4								4	37.592	36.586	<b>23.540</b>	33.991	2'11.709	196,7	14:24'03.426
5								5	37.136	36.672	23.751	34.461	2'12.020	189,1	14:26'15.446
6								6	<b>36.376</b>	<b>35.813</b>	24.371	33.945	<b>2'10.505</b>	196,0	14:28'25.951
7								7	36.621	35.945	23.764	42.307	2'18.637P	192,5	14:30'44.588
8								8	4'40.944	37.254	23.781	34.731	6'16.710P	187,2	14:37'01.298
9								9	36.705	36.139	23.730	34.403	2'10.977	192,2	14:39'12.275
10								10	36.770	36.147	23.721	35.130	2'11.768	184,9	14:41'24.043
11								11	37.413	37.209	23.912	34.909	2'13.443	187,2	14:43'37.486
12								12	36.657	36.021	23.810	34.885	2'11.373	186,9	14:45'48.859

27°								48 T. BRIANTI (2'10.080)							
Lap	Seg.1	Seg.2	Seg.3	Seg.4	Lap Time	km/h	Local Time	Lap	Seg.1	Seg.2	Seg.3	Seg.4	Lap Time	km/h	Local Time
1								1		40.308	25.706	34.524	196,4	14:17'28.988	
2	36.762							2	36.762	38.895	24.229	33.869	2'13.755	193,5	14:19'42.743
3	<b>36.137</b>	<b>35.963</b>						3	<b>36.137</b>	<b>35.963</b>	24.251	<b>33.729</b>	<b>2'10.080</b>	<b>197,8</b>	14:21'52.823
4	40.983							4	40.983	37.016	24.372	34.043	2'16.414	191,5	14:24'09.237
5	36.582							5	36.582	36.060	23.917	34.307	2'10.866	194,9	14:26'20.103
6	37.165							6	37.165	36.116	<b>23.545</b>	34.049	2'10.875	193,5	14:28'30.978
7	36.271							7	36.271	36.105	23.806	34.196	2'10.378	195,3	14:30'41.356
8	37.183							8	37.183	41.413	24.867	42.021	2'25.484P	175,6	14:33'06.840
9	6'03.714							9	6'03.714	36.995	24.087	34.867	7'39.663P	185,2	14:40'46.503
10	36.761							10	36.761	36.496	23.993	34.718	2'11.968	186,9	14:42'58.471
11	36.695							11	36.695	36.130	23.872	34.807	2'11.504	186,9	14:45'09.975

28°								97 F. PALAZZI (2'10.178)							
Lap	Seg.1	Seg.2	Seg.3	Seg.4	Lap Time	km/h	Local Time	Lap	Seg.1	Seg.2	Seg.3	Seg.4	Lap Time	km/h	Local Time
1								1		36.878	25.104	<b>34.151</b>	187,2	14:17'17.697	
2	36.702							2	36.702	36.781	24.013	34.442	2'13.2848	<b>189,1</b>	14:38'50.545
3	36.364							3	36.364	35.882	23.605	34.543	2'10.394	187,2	14:41'00.939
4	<b>36.107</b>	<b>35.850</b>						4	<b>36.107</b>	<b>35.850</b>	<b>23.574</b>	34.647	<b>2'10.178</b>	186,2	14:43'11.117
5	36.227							5	36.227	35.856	23.797	34.642	2'10.522	185,9	14:45'21.639

29°								77 R. BIJMAN (2'10.206)							
Lap	Seg.1	Seg.2	Seg.3	Seg.4	Lap Time	km/h	Local Time	Lap	Seg.1	Seg.2	Seg.3	Seg.4	Lap Time	km/h	Local Time
1								1		37.171	26.518	38.446	166,4	14:17'27.378	
2	36.948							2	36.948	36.250	<b>23.668</b>	<b>33.847</b>	2'10.713	197,1	14:19'38.091
3	36.267							3	36.267	36.121	24.475	33.866	2'10.729	<b>199,6</b>	14:21'48.820
4	36.568							4	36.568	36.028	24.099	34.507	2'11.202	191,5	14:24'00.022
5	36.665							5	36.665	<b>35.636</b>	23.952	33.953	<b>2'10.206</b>	197,1	14:26'10.228
6	36.982							6	36.982	38.527	23.911	34.127	2'13.547	193,5	14:28'23.775
7	<b>36.040</b>							7	<b>36.040</b>	36.079	1'37.441	46.962	3'36.522P	169,3	14:32'00.297

30°								19 V. RODRIGUEZ NUNEZ (2'10.388)							
Lap	Seg.1	Seg.2	Seg.3	Seg.4	Lap Time	km/h	Local Time	Lap	Seg.1	Seg.2	Seg.3	Seg.4	Lap Time	km/h	Local Time
1								1		37.964	26.290	34.205	202,6	14:17'26.028	
2	42.934							2	42.934	36.635	24.544	34.770	2'18.883	188,5	14:19'44.911
3	36.859							3	36.859	35.912	24.029	33.814	2'10.614	196,7	14:21'55.525
4	36.987							4	36.987	<b>35.798</b>	23.970	<b>33.633</b>	<b>2'10.388</b>	<b>204,2</b>	14:24'05.913
5	36.639							5	36.639	36.190	33.065	41.462	2'27.356P	169,0	14:26'33.269
6	6'40.173							6	6'40.173	36.732	24.159	34.929	8'15.993P	186,2	14:34'49.262
7	36.645							7	36.645	36.209	24.083	34.904	2'11.841	185,2	14:37'01.103
8	36.494							8	36.494	36.197	<b>23.803</b>	34.852	2'11.346	186,2	14:39'12.449
9	36.317							9	36.317	37.033	23.915	34.788	2'12.053	189,8	14:41'24.502
10	36.761							10	36.761	37.265	24.888	34.704	2'13.618	188,5	14:43'38.120
11	<b>36.193</b>							11	<b>36.193</b>	35.998	23.976	34.404	2'10.571	190,8	14:45'48.691

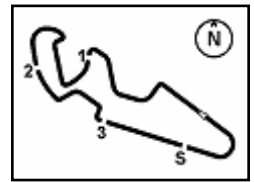
31°								21 V. PEREZ SELFA (2'10.417)							
Lap	Seg.1	Seg.2	Seg.3	Seg.4	Lap Time	km/h	Local Time	Lap	Seg.1	Seg.2	Seg.3	Seg.4	Lap Time	km/h	Local Time
1								1		37.621	28.764	34.866	<b>195,3</b>	14:17'25.359	
2	36.553							2	36.553	36.607	23.529	34.268	2'10.957	194,9	14:19'36.316
3	36.424							3	36.424	36.424	23.562	34.356	2'10.766	191,2	14:21'47.082
4	36.722							4	36.722	36.024	<b>23.468</b>	<b>34.203</b>	<b>2'10.417</b>	191,8	14:23'57.499
5	39.877							5	39.877	40.626	27.437	45.210	2'33.150CP	169,8	14:26'30.649
6	10'16.399							6	10'16.399	39.247	23.957	34.825	1'54.428P	186,2	14:38'25.077
7	36.383							7	36.383	<b>35.905</b>	23.742	34.720	2'10.750C	187,2	14:40'35.827
8	<b>36.300</b>							8	<b>36.300</b>	36.030	23.620	34.840	2'10.790	190,1	14:42'46.617
9	36.760							9	36.760	35.921	23.813	34.930	2'11.424	185,6	14:44'58.041
10	38.136							10	38.136	40.555	26.204	44.707	2'29.602P	174,2	14:47'27.643

33°								16 B. NEILA (2'10.694)							
Lap	Seg.1	Seg.2	Seg.3	Seg.4	Lap Time	km/h	Local Time	Lap	Seg.1	Seg.2	Seg.3	Seg.4	Lap Time	km/h	Local Time
1								1		38.156	25.941	36.406	180,3	14:17'19.368	
2	37.383							2	37.383	36.577	24.057	34.603	2'12.620	192,2	14:19'31.988
3	39.172							3	39.172	36.425	24.020	34.395	2'14.012	191,2	14:21'46.000
4	36.823							4	36.823	36.250	23.947	34.707	2'11.727	186,5	14:23'57.727
5	37.503							5	37.503	36.260	24.045	34.305	2'12.113	189,8	14:26'09.840
6	36.952							6	36.952	<b>35.930</b>	23.849	34.516	2'11.247	192,9	14:28'21.087
7	37.091							7	37.091	43.203	25.103	34.604	2'20.001	193,2	14:30'41.088
8	36.731							8	36.731	36.247	23.855	34.397	2'11.230	<b>194,6</b>	14:32'52.318
9	37.454							9	37.454	36.095	24.216	<b>34.277</b>	2'12.042	192,2	14:35'04.360
10	36.679							10	36.679	36.221	23.726	34.587	2'11.213	188,8	14:37'15.573
11	44.129							11	44.129	36.410	23.862	34.434	2'18.835	186,9	14:39'34.408
12	<b>36.574</b>							12	<b>36.574</b>	36.041	<b>23.659</b>	34.420	<b>2'10.694</b>	190,5	14:41'45.102
13	36.836							13	36.836	36.350	23.664	34.315	2'11.165	190,8	14:43'56.267
14	36.918							14	36.918	36.070	23.772	34.777	2'11.537	188,8	14:46'07.804

34°								7 J. GIMBERT (2'10.841)							
Lap	Seg.1	Seg.2	Seg.3	Seg.4	Lap Time	km/h	Local Time	Lap	Seg.1	Seg.2	Seg.3	Seg.4	Lap Time	km/h	Local Time
1								1		38.899	26.246	35.365	<b>193,9</b>	14:17'27.325	
2	37.817							2	37.817	37.257	24.779	<b>34.080</b>	2'13.933	193,2	14:19'41.258
3	36.457							3	36.457	36.787	24.422	34.189	2'11.855	<b>193,9</b>	14:21'53.113
4	37.917							4	37.917	38.503	24.127	34.109	2'14.656	193,5	14:24'07.769
5	36.433							5	36.433	36.752	24.335	34.428	2'11.948	192,2	14:26'19.717
6	40.617							6	40.617	36.634	25.072	40.444	2'22.767	151,0	14:28'42.484
7</															



## Pirelli Aragon Round, 21-23 May 2021

### Chronological Analysis Free Practice 2nd Session

36° 36 S. RAINERI (2'11.455)							
Lap	Seg.1	Seg.2	Seg.3	Seg.4	Lap Time	km/h	Local Time
1		38.115	24.536	35.642	179,7	14:17'22.211	
2	38.984	36.714	24.310	34.633	2'14.641	193,2	14:19'36.852
3	37.302	37.994	24.583	34.804	2'14.683	193,2	14:21'51.535
4	36.906	36.860	23.779	34.597	2'12.142	189,5	14:24'03.677
5	37.107	36.721	24.327	34.496	2'12.651C	193,5	14:26'16.328
6	37.850	36.484	24.443	34.370	2'13.147	192,5	14:28'29.475
7	37.308	36.508	24.053	34.247	2'12.116	193,5	14:30'41.591
8	36.470	36.337	23.978	34.670	2'11.455	190,1	14:32'53.046
9	38.144	39.061	26.652	43.178	2'27.035CP	179,4	14:35'20.081
10	2'32.482	37.019	24.280	35.320	4'09.101P	184,9	14:39'29.182
11	37.253	36.656	24.690	35.407	2'14.006	180,6	14:41'43.188
12	36.667	36.611	24.022	34.719	2'12.019	185,2	14:43'55.207
13	36.709	36.059	23.682	35.009	2'11.459	187,5	14:46'06.666

9	37.370	36.785	24.751	35.111	2'14.017	186,5	14:42'26.912
10	37.519	37.184	24.511	35.231	2'14.445	184,6	14:44'41.357
11	38.960	40.034	27.152	1'02.656	2'48.802P	170,1	14:47'30.159

37° 25 D. BERTA VINALES (2'11.934)							
Lap	Seg.1	Seg.2	Seg.3	Seg.4	Lap Time	km/h	Local Time
1		43.259	26.016	39.611	158,1	14:17'27.190	
2	37.709	37.162	23.974	34.197	2'13.042	197,8	14:19'40.232
3	37.129	39.251	23.971	33.708	2'14.059	196,0	14:21'54.291
4	37.225	36.211	24.833	33.961	2'12.230	201,5	14:24'06.521
5	36.820	37.024	24.464	35.929	2'14.237	192,2	14:26'20.758
6	36.873	36.551	24.149	34.361	2'11.934	191,5	14:28'32.692

41° 18 I. OFFER (2'14.075)							
Lap	Seg.1	Seg.2	Seg.3	Seg.4	Lap Time	km/h	Local Time
1		37.855	25.166	35.681	184,9	14:17'17.361	
2	37.334	37.074	24.658	36.413	2'15.479	174,8	14:19'32.840
3	40.049	39.705	25.692	34.167	2'19.613	197,8	14:21'52.453
4	39.902	37.146	24.576	34.405	2'16.029	190,8	14:24'08.482
5	38.537	36.757	24.391	34.647	2'14.332	190,5	14:26'22.814
6	37.135	36.856	25.478	37.007	2'16.476	151,5	14:28'39.290
7	37.284	39.359	25.856	41.468	2'23.967P	185,2	14:31'03.257
8	6'28.009	40.593	25.361	35.657	8'09.620P	185,2	14:39'12.877
9	37.167	37.295	24.576	36.104	2'15.142	178,5	14:41'28.019
10	37.497	36.827	25.148	40.698	2'20.170	137,2	14:43'48.189
11	36.897	37.061	24.567	35.550	2'14.075	186,5	14:46'02.264

38° 55 A. FRAPPOLA (2'12.641)							
Lap	Seg.1	Seg.2	Seg.3	Seg.4	Lap Time	km/h	Local Time
1		37.547	25.644	35.250	183,4	14:17'18.491	
2	37.197	36.737	24.174	35.407	2'13.515	183,4	14:19'32.006
3	39.199	41.163	24.976	34.869	2'20.207	195,7	14:21'52.213
4	37.317	37.460	25.061	34.706	2'14.544	193,9	14:24'06.757
5	37.090	37.046	25.890	36.804	2'16.830	170,1	14:26'23.587
6	37.016	36.540	24.283	35.459	2'13.298	183,4	14:28'36.885
7	38.722	38.741	24.201	35.556	2'17.220	183,7	14:30'54.105
8	37.355	39.310	25.009	41.342	2'23.016P	186,5	14:33'17.121
9	2'20.891	36.741	24.236	37.310	3'59.178P	170,1	14:37'16.299
10	37.288	36.501	24.115	34.920	2'12.824	186,5	14:39'29.123
11	37.687	37.274	24.523	35.075	2'14.559	189,1	14:41'43.682
12	38.131	37.417	23.906	35.103	2'14.557C	187,2	14:43'58.239
13	37.160	36.345	23.862	35.274	2'12.641	184,9	14:46'10.880

42° 70 M. DUARTE (2'14.200)							
Lap	Seg.1	Seg.2	Seg.3	Seg.4	Lap Time	km/h	Local Time
1		38.817	26.045	34.957	191,8	14:17'25.268	
2	38.665	43.057	25.036	35.115	2'21.873	189,1	14:19'47.141
3	37.610	37.544	24.965	35.547	2'15.666	185,6	14:22'02.807
4	37.658	37.348	25.093	35.423	2'15.522C	184,0	14:24'18.329
5	37.652	37.978	24.701	35.605	2'15.936	183,1	14:26'34.265
6	38.554	37.647	25.357	35.572	2'17.130	183,4	14:28'51.395
7	37.565	37.456	24.994	35.517	2'15.532	183,1	14:31'06.927
8	37.771	37.241	24.551	35.308	2'14.871	184,6	14:33'21.798
9	37.663	36.932	24.339	35.597	2'14.531	184,9	14:35'36.329
10	40.002	39.591	25.024	35.390	2'20.007	182,7	14:37'56.336
11	37.252	37.034	24.461	35.453	2'14.200	183,7	14:40'10.536
12	38.036	38.083	24.979	35.522	2'16.620	184,0	14:42'27.156
13	37.541	36.988	25.552	35.754	2'15.835	183,1	14:44'42.991
14	37.610	38.076	25.097	35.745	2'16.528	184,0	14:46'59.519

39° 14 J. MCMANUS (2'12.791)							
Lap	Seg.1	Seg.2	Seg.3	Seg.4	Lap Time	km/h	Local Time
1		38.023	26.097	35.022	187,8	14:17'15.696	
2	37.484	37.542	25.006	35.017	2'15.049	186,5	14:19'30.745
3	37.421	43.528	25.599	33.969	2'20.517	200,4	14:21'51.262
4	37.536	37.657	25.245	34.480	2'14.918	193,2	14:24'06.180
5	36.980	37.157	24.793	34.261	2'13.191	200,7	14:26'19.371
6	38.033	36.762	24.785	34.280	2'13.860	195,3	14:28'33.231
7	36.854	36.715	24.490	34.732	2'12.791	189,1	14:30'46.022
8	37.429	37.624	24.710	34.542	2'14.305	192,9	14:33'00.327

43° 2 A. CARRION							
Lap	Seg.1	Seg.2	Seg.3	Seg.4	Lap Time	km/h	Local Time
1		38.605	26.339	34.426	200,7	14:17'25.969	

40° 22 J. ROMERO (2'13.881)							
Lap	Seg.1	Seg.2	Seg.3	Seg.4	Lap Time	km/h	Local Time
1		38.539	25.243	35.045	189,5	14:17'20.169	
2	37.828	37.701	24.894	34.061	2'14.484	195,3	14:19'34.653
3	37.510	37.858	25.795	34.120	2'15.283	197,8	14:21'49.936
4	38.211	37.089	24.516	34.065	2'13.881	194,6	14:24'03.817
5	38.402	37.535	24.895	34.429	2'15.261	191,8	14:26'19.078
6	39.737	41.794	25.774	44.643	2'31.948CP	156,3	14:28'51.026
7	7'30.185	37.569	24.814	35.148	9'07.716P	186,9	14:37'58.742
8	37.796	36.882	24.611	34.864	2'14.153	185,9	14:40'12.895

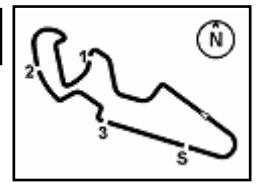
44° 27 A. DIEZ RODRIGUEZ							
Lap	Seg.1	Seg.2	Seg.3	Seg.4	Lap Time	km/h	Local Time
1		39.521	25.074	34.879	190,5	14:17'33.931	

21/05/2021 P = Pits In/Out - C = Lap Time Cancelled

These data/results cannot be reproduced, stored and/or transmitted in whole or in part by any manner of electronic, mechanical, photocopying, recording, broadcasting or otherwise now known or herein after developed without the previous express consent by the copyright owner, except for reproduction in daily press and regular printed publications on sale to the public within 60 days of the event related to those data/results and always provided that copyright symbol appears together as follows below.

© DORNA WSBK ORGANIZATION Srl 2021

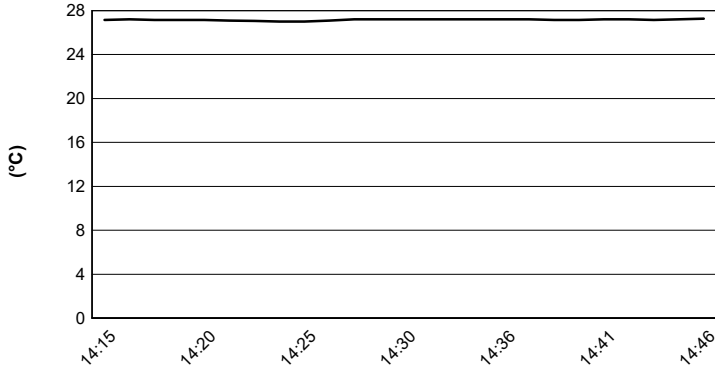




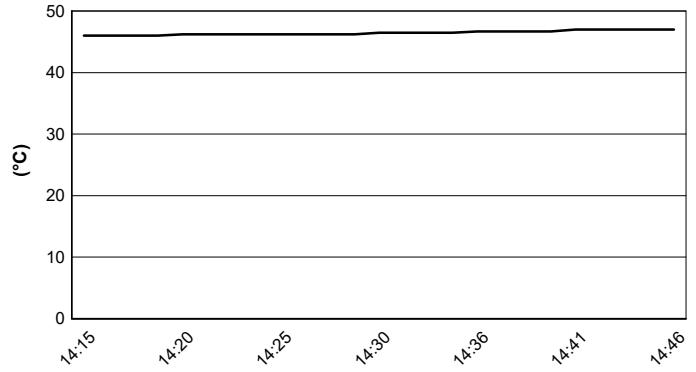
MotorLand Aragon 5.077 m

**Pirelli Aragon Round, 21-23 May 2021**  
**Weather Report Free Practice 2nd Session**  
 Session started 14:15 - Session ended 14:47

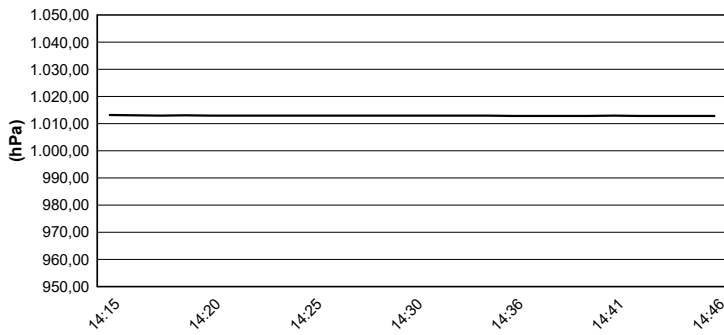
### Air Temperature



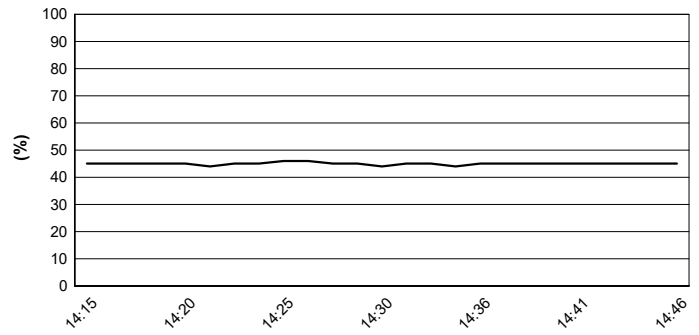
### Track Temperature



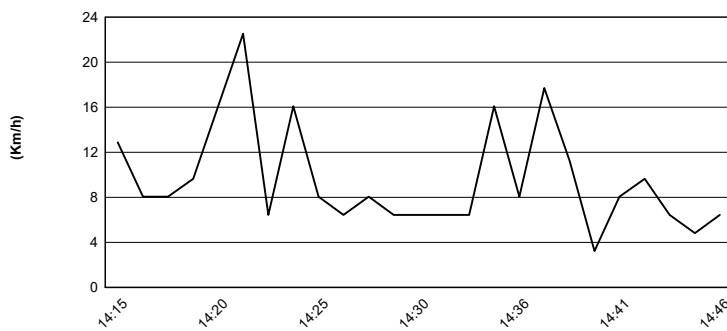
### Air Pressure



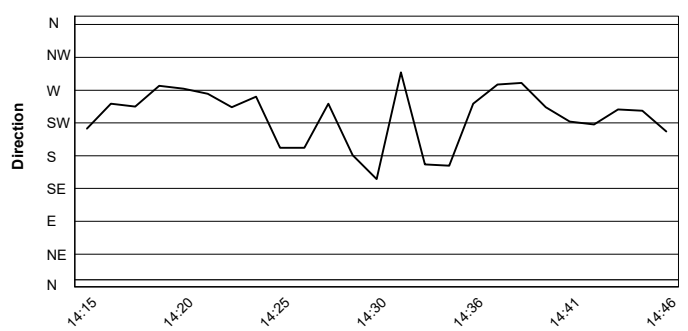
### Humidity



### Wind Speed



### Wind Direction



21/05/2021

These data/results cannot be reproduced, stored and/or transmitted in whole or in part by any manner of electronic, mechanical, photocopying, recording, broadcasting or otherwise now known or herein after developed without the previous express consent by the copyright owner, except for reproduction in daily press and regular printed publications on sale to the public within 60 days of the event related to those data/results and always provided that copyright symbol appears together as follows below.

© DORNA WSBK ORGANIZATION Srl 2021



Official Fuel Supplier

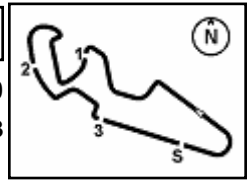


FICR PERUGIA TIMING

Official Tyre Supplier



Official Timekeeper



## Pirelli Aragon Round, 21-23 May 2021

### Best Laps & Speeds

MotorLand Aragon 5.077 m

1 / 2

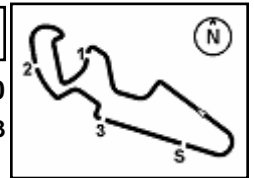
No.	Rider Bike	Nat	Best Lap		FP1		FP2										
			LL	SPD	LL	SPD	LL	SPD									
1	<b>10 U. ORRADRE</b> Yamaha YZF-R3	ESP	<b>2'06.814</b> 24 206,9		<b>2'06.814</b> 11 <b>206,9</b>		2'08.478 13 198,5										
2	<b>69 T. BOOTH-AMOS</b> Kawasaki Ninja 400	GBR	<b>2'07.387</b> 22 209,7		<b>2'07.387</b> 13 <b>209,7</b>		2'08.929 9 201,1										
3	<b>1 J. BUIS</b> Kawasaki Ninja 400	NED	<b>2'07.786</b> 18 202,6		<b>2'07.786</b> 9 202,2		2'09.348 9 <b>202,6</b>										
4	<b>20 D. LOUREIRO</b> Kawasaki Ninja 400	RSA	<b>2'07.891</b> 21 202,2		<b>2'07.891</b> 11 <b>202,2</b>		2'08.955 10 198,1										
5	<b>46 S. DI SORA</b> Kawasaki Ninja 400	FRA	<b>2'07.900</b> 20 203,7		<b>2'07.900</b> 12 <b>203,7</b>		2'08.604 8 203,0										
6	<b>99 A. HUERTAS</b> Kawasaki Ninja 400	ESP	<b>2'07.911</b> 23 206,9		<b>2'07.911</b> 10 <b>206,9</b>		2'08.336 13 204,5										
7	<b>87 T. KAWAKAMI</b> Yamaha YZF-R3	BRA	<b>2'07.926</b> 24 203,3		<b>2'07.926</b> 11 201,8		2'08.395 13 <b>203,3</b>										
8	<b>54 B. SOFUOGLU</b> Yamaha YZF-R3	TUR	<b>2'08.077</b> 22 204,5		<b>2'08.077</b> 12 <b>204,5</b>		2'08.530 10 197,4										
9	<b>17 K. MEUFFELS</b> Kawasaki Ninja 400	NED	<b>2'08.187</b> 19 203,3		<b>2'08.187</b> 10 <b>203,3</b>		2'09.258 9 200,7										
10	<b>43 H. KHOURI</b> Kawasaki Ninja 400	AUS	<b>2'08.189</b> 24 202,2		<b>2'08.189</b> 12 <b>202,2</b>		2'09.657 12 199,6										
11	<b>61 Y. OKAYA</b> Kawasaki Ninja 400	JPN	<b>2'08.215</b> 21 205,7		<b>2'08.215</b> 11 <b>205,7</b>		2'08.285 10 202,2										
12	<b>58 I. IGLESIAS</b> Kawasaki Ninja 400	ESP	<b>2'08.231</b> 15 201,8		<b>2'08.231</b> 7 <b>201,8</b>		2'09.671 8 200,0										
13	<b>76 J. GIRAL ROMERO</b> Yamaha YZF-R3	ESP	<b>2'08.280</b> 25 203,3		<b>2'08.280</b> 13 <b>203,3</b>		2'09.223 12 <b>203,3</b>										
14	<b>11 A. CARRASCO</b> Kawasaki Ninja 400	ESP	<b>2'08.348</b> 21 206,1		<b>2'08.348</b> 11 <b>206,1</b>		2'08.863 10 200,0										
15	<b>73 J. PEREZ GONZALEZ</b> Kawasaki Ninja 400	ESP	<b>2'08.465</b> 25 206,1		<b>2'08.465</b> 13 <b>206,1</b>		2'09.376 12 200,3										
16	<b>21 V. PEREZ SELFA</b> Yamaha YZF-R3	ESP	<b>2'08.610</b> 21 203,0		<b>2'08.610</b> 12 <b>203,0</b>		2'10.417 9 195,3										
17	<b>8 B. IERACI</b> Yamaha YZF-R3	ITA	<b>2'08.640</b> 21 204,9		2'08.691 11 <b>204,9</b>		<b>2'08.640</b> 10 200,0										
18	<b>93 M. GAGGI</b> Yamaha YZF-R3	ITA	<b>2'08.658</b> 23 201,8		<b>2'08.658</b> 12 200,3		2'09.705 11 <b>201,8</b>										
19	<b>64 H. DE CANCELLIS</b> Kawasaki Ninja 400	FRA	<b>2'08.681</b> 23 205,3		<b>2'08.681</b> 12 <b>205,3</b>		2'08.893 11 200,7										
20	<b>72 V. STEEMAN</b> KTM RC 390 R	NED	<b>2'08.682</b> 25 202,2		<b>2'08.682</b> 12 <b>202,2</b>		2'09.480 13 197,8										
21	<b>59 A. ZANCA</b> Kawasaki Ninja 400	ITA	<b>2'08.700</b> 24 206,9		<b>2'08.700</b> 13 <b>206,9</b>		2'10.505 11 202,2										
22	<b>19 V. RODRIGUEZ NUNEZ</b> Kawasaki Ninja 400	ESP	<b>2'08.777</b> 23 204,1		<b>2'08.777</b> 13 202,6		2'10.388 10 <b>204,1</b>										
23	<b>97 F. PALAZZI</b> Yamaha YZF-R3	ITA	<b>2'08.790</b> 16 200,0		<b>2'08.790</b> 12 <b>200,0</b>		2'10.178 4 189,1										
24	<b>83 M. KAWAKAMI</b> Yamaha YZF-R3	BRA	<b>2'08.806</b> 23 205,3		<b>2'08.806</b> 11 <b>205,3</b>		2'09.216 12 198,9										
25	<b>77 R. BIJMAN</b> Yamaha YZF-R3	NED	<b>2'08.816</b> 18 206,9		<b>2'08.816</b> 12 <b>206,9</b>		2'10.206 6 199,6										

21/05/2021

These data/results cannot be reproduced, stored and/or transmitted in whole or in part by any manner of electronic, mechanical, photocopying, recording, broadcasting or otherwise now known or herein after developed without the previous express consent by the copyright owner, except for reproduction in daily press and regular printed publications on sale to the public within 60 days of the event related to those data/results and always provided that copyright symbol appears together as follows below.

© DORNA WSBK ORGANIZATION Srl 2021





## Pirelli Aragon Round, 21-23 May 2021

### Best Laps & Speeds

MotorLand Aragon 5.077 m

2 / 2

No.	Rider Bike	Nat	Best Lap		FP1		FP2							
			LL	SPD	LL	SPD	LL	SPD						
26	<b>80 G. MASTROLUCA</b> Yamaha YZF-R3	ITA	<b>2'08.849</b>	21 201,8	<b>2'08.849</b>	12 <b>201,8</b>	9 195,6	2'09.509						
27	<b>41 M. GARCIA</b> Kawasaki Ninja 400	ESP	<b>2'08.853</b>	26 206,1	<b>2'08.853</b>	13 <b>206,1</b>	13 199,6	2'09.505						
28	<b>52 O. KONIG</b> Kawasaki Ninja 400	CZE	<b>2'08.914</b>	20 210,9	<b>2'08.914</b>	12 <b>210,9</b>	8 200,0	2'09.788						
29	<b>2 A. CARRION</b> Kawasaki Ninja 400	ESP	<b>2'09.021</b>	13 203,7	<b>2'09.021</b>	13 <b>203,7</b>								
30	<b>25 D. BERTA VINALES</b> Yamaha YZF-R3	ESP	<b>2'09.310</b>	18 202,6	<b>2'09.310</b>	13 <b>202,6</b>	5 201,4	2'11.934						
31	<b>27 A. DIEZ RODRIGUEZ</b> Kawasaki Ninja 400	ESP	<b>2'09.406</b>	10 209,7	<b>2'09.406</b>	10 <b>209,7</b>								
32	<b>48 T. BRIANTI</b> Kawasaki Ninja 400	ITA	<b>2'09.422</b>	21 197,8	<b>2'09.422</b>	11 197,0	10 <b>197,8</b>	2'10.080						
33	<b>85 K. SABATUCCI</b> Yamaha YZF-R3	ITA	<b>2'09.431</b>	23 204,1	<b>2'09.431</b>	13 <b>204,1</b>	10 197,8	2'09.960						
34	<b>26 M. GENNAI</b> Yamaha YZF-R3	ITA	<b>2'09.680</b>	14 199,2	2'12.882	4 198,9	10 <b>199,2</b>	<b>2'09.680</b>						
35	<b>23 S. MARKARIAN</b> Kawasaki Ninja 400	FRA	<b>2'09.947</b>	16 202,2	2'10.229	7 199,2	9 <b>202,2</b>	<b>2'09.947</b>						
36	<b>7 J. GIMBERT</b> Kawasaki Ninja 400	FRA	<b>2'10.280</b>	23 198,5	<b>2'10.280</b>	13 <b>198,5</b>	10 193,9	2'10.841						
37	<b>53 P. SVOBODA</b> Yamaha YZF-R3	CZE	<b>2'10.310</b>	22 202,2	<b>2'10.310</b>	9 200,0	13 <b>202,2</b>	2'10.871						
38	<b>16 B. NEILA</b> Yamaha YZF-R3	ESP	<b>2'10.694</b>	25 201,1	2'11.007	12 <b>201,1</b>	13 194,6	<b>2'10.694</b>						
39	<b>22 J. ROMERO</b> Kawasaki Ninja 400	ARG	<b>2'11.418</b>	23 203,3	<b>2'11.418</b>	13 <b>203,3</b>	10 197,8	2'13.881						
40	<b>36 S. RAINERI</b> Kawasaki Ninja 400	ITA	<b>2'11.455</b>	24 199,6	2'13.296	12 <b>199,6</b>	12 193,5	<b>2'11.455</b>						
41	<b>18 I. OFFER</b> Kawasaki Ninja 400	GBR	<b>2'11.568</b>	23 201,4	<b>2'11.568</b>	13 <b>201,4</b>	10 197,8	2'14.075						
42	<b>70 M. DUARTE</b> Yamaha YZF-R3	POR	<b>2'12.328</b>	25 202,2	<b>2'12.328</b>	12 <b>202,2</b>	13 191,8	2'14.200						
43	<b>14 J. MCMANUS</b> Kawasaki Ninja 400	IRL	<b>2'12.520</b>	20 203,3	<b>2'12.520</b>	13 <b>203,3</b>	7 200,7	2'12.791						
44	<b>55 A. FRAPPOLA</b> Kawasaki Ninja 400	ITA	<b>2'12.628</b>	24 198,5	<b>2'12.628</b>	12 <b>198,5</b>	12 195,6	2'12.641						

21/05/2021

These data/results cannot be reproduced, stored and/or transmitted in whole or in part by any manner of electronic, mechanical, photocopying, recording, broadcasting or otherwise now known or herein after developed without the previous express consent by the copyright owner, except for reproduction in daily press and regular printed publications on sale to the public within 60 days of the event related to those data/results and always provided that copyright symbol appears together as follows below.

© DORNA WSBK ORGANIZATION Srl 2021

