

Pirelli Aragon Round, 21-23 May 2021

Chronological Analysis Free Practice 2nd Session

1° 61 Y. OKAYA (2'08.285)							
Lap	Seg.1	Seg.2	Seg.3	Seg.4	Lap Time	km/h	Local Time
1		36.532	24.659	33.537	200,7	14:17'34.887	
2	36.485	35.840	23.574	33.329	2'09.228	202,2	14:19'44.115
3	36.339	36.031	23.642	33.425	2'09.437	199,6	14:21'53.552
4	37.132	36.170	24.576	34.009	2'11.887C	196,0	14:24'05.439
5	39.630	36.307	24.105	33.936	2'13.978	194,9	14:26'19.417
6	36.029	35.500	23.531	33.225	2'08.285	200,4	14:28'27.702
7	36.053	35.554	23.658	42.602	2'17.867P	185,9	14:30'45.569
8	7'14.671	36.091	24.026	33.866	8'48.654P	194,6	14:39'34.223
9	36.486	35.742	23.597	34.001	2'09.826	194,9	14:41'44.049
10	36.549	35.893	23.673	33.788	2'09.903	193,9	14:43'53.952
11	36.786	36.134	23.559	34.086	2'10.565C	194,9	14:46'04.517

5° 54 B. SOFUOGLU (2'08.530)							
Lap	Seg.1	Seg.2	Seg.3	Seg.4	Lap Time	km/h	Local Time
1		36.235	24.767	35.222		185,2	14:17'30.166
2	36.340	36.034	23.319	33.990	2'09.683	192,9	14:19'39.849
3	35.878	35.941	23.558	33.886	2'09.263	194,9	14:21'49.112
4	35.726	35.820	23.643	33.782	2'08.971	197,4	14:23'58.083
5	36.691	36.036	23.478	39.845	2'16.050P	181,8	14:26'14.133
6	54.157	35.811	23.402	34.112	2'27.482P	189,5	14:28'41.615
7	35.771	35.806	23.309	33.644	2'08.530	192,5	14:30'50.145
8	36.307	43.020	25.014	40.422	2'24.763P	184,9	14:33'14.908
9	6'44.509	36.550	24.957	34.238	8'20.254P	192,5	14:41'35.162
10	37.556	36.056	23.572	33.990	2'11.174	192,9	14:43'46.336
11	35.890	36.081	23.518	33.635	2'09.124	194,6	14:45'55.460

2° 99 A. HUERTAS (2'08.336)							
Lap	Seg.1	Seg.2	Seg.3	Seg.4	Lap Time	km/h	Local Time
1		36.010	23.911	33.912	198,9	14:17'27.121	
2	36.619	35.545	23.547	33.160	2'08.871	203,0	14:19'35.992
3	35.954	35.706	23.239	33.710	2'08.609	193,9	14:21'44.601
4	35.707	35.810	23.345	33.960	2'08.822C	191,8	14:23'53.423
5	36.319	36.854	23.574	51.415	2'28.162	161,4	14:26'21.585
6	36.154	35.654	23.275	33.700	2'08.783	195,3	14:28'30.368
7	35.892	35.729	23.915	33.841	2'09.377	192,9	14:30'39.745
8	35.885	39.751	23.459	33.635	2'12.730	198,9	14:32'52.475
9	35.893	35.643	23.335	33.904	2'08.775	193,5	14:35'01.250
10	35.824	35.683	23.268	34.313	2'09.088	189,1	14:37'10.338
11	39.808	36.340	23.964	34.801	2'14.913	189,5	14:39'25.251
12	35.744	35.349	23.728	33.515	2'08.336	200,4	14:41'33.587
13	39.263	36.268	23.575	33.757	2'12.863	194,2	14:43'46.450
14	35.814	35.940	23.259	33.661	2'08.674	204,5	14:45'55.124

6° 46 S. DI SORA (2'08.604)							
Lap	Seg.1	Seg.2	Seg.3	Seg.4	Lap Time	km/h	Local Time
1		38.471	25.453	33.808		198,2	14:17'26.378
2	37.678	35.651	23.602	33.557	2'10.488	203,0	14:19'36.866
3	36.675	36.610	23.424	33.629	2'10.338	196,0	14:21'47.204
4	45.731	35.930	24.416	34.239	2'20.316	192,9	14:24'07.520
5	35.936	36.150	23.475	33.571	2'09.132	197,4	14:26'16.652
6	36.269	35.391	23.433	33.511	2'08.604	201,1	14:28'25.256
7	46.480	36.627	24.475	40.388	2'27.970P	189,5	14:30'53.226
8	12'26.622	36.183	24.123	34.424	14'01.352P	188,2	14:44'54.578
9	36.503	35.834	23.592	34.211	2'10.140	190,1	14:47'04.718

3° 87 T. KAWAKAMI (2'08.395)							
Lap	Seg.1	Seg.2	Seg.3	Seg.4	Lap Time	km/h	Local Time
1		41.186	24.376	34.352		191,2	14:17'32.050
2	36.185	35.869	23.604	33.221	2'08.879	203,4	14:19'40.929
3	35.970	41.584	24.048	34.199	2'15.801	194,2	14:21'56.730
4	36.900	37.890	24.537	34.321	2'13.648	189,5	14:24'10.378
5	35.930	36.207	23.663	33.500	2'09.300	200,7	14:26'19.678
6	36.104	35.482	23.351	33.458	2'08.395	200,0	14:28'28.073
7	36.796	35.790	24.106	33.925	2'10.617	192,5	14:30'38.690
8	36.359	36.353	23.611	34.628	2'10.951	185,6	14:32'49.641
9	36.463	35.898	23.828	34.265	2'10.454	188,2	14:35'00.095
10	36.771	35.985	23.569	34.304	2'10.629	185,9	14:37'10.724
11	39.007	36.071	23.878	34.161	2'13.117	190,1	14:39'23.841
12	36.091	35.480	23.550	34.517	2'09.638	187,2	14:41'33.479
13	39.602	36.896	23.676	33.563	2'13.737	197,4	14:43'47.216
14	35.983	35.710	23.515	34.246	2'09.454	190,8	14:45'56.670

7° 8 B. IERACI (2'08.640)							
Lap	Seg.1	Seg.2	Seg.3	Seg.4	Lap Time	km/h	Local Time
1		39.028	25.347	35.093		196,0	14:17'25.685
2	36.464	36.435	23.932	33.807	2'10.638	200,0	14:19'36.323
3	36.153	35.911	23.460	33.909	2'09.433	194,2	14:21'45.756
4	36.002	35.811	23.218	34.480	2'09.511	189,5	14:23'55.267
5	50.841	36.186	23.664	33.913	2'24.604C	196,0	14:26'19.871
6	36.103	35.523	23.389	33.625	2'08.640	197,4	14:28'28.511
7	43.035	36.417	24.428	44.172	2'28.052P	182,7	14:30'56.563
8	5'50.305	37.598	23.992	34.993	7'26.888P	185,9	14:38'23.451
9	36.422	36.177	23.653	35.068	2'11.320	186,5	14:40'34.771
10	36.363	36.318	23.535	36.335	2'12.551	178,2	14:42'47.322
11	36.275	35.869	23.796	44.287	2'20.227P	188,5	14:45'07.549

4° 10 U. ORRADRE (2'08.478)							
Lap	Seg.1	Seg.2	Seg.3	Seg.4	Lap Time	km/h	Local Time
1		36.933	24.538	34.533		187,8	14:17'52.792
2	36.250	35.917	23.816	34.262	2'10.245	188,8	14:20'03.037
3	36.179	35.666	23.435	34.077	2'09.357	190,5	14:22'12.394
4	35.900	35.675	23.602	34.141	2'09.318	190,1	14:24'21.712
5	35.970	35.726	23.391	33.927	2'09.014	195,3	14:26'30.726
6	35.921	35.472	24.398	34.348	2'10.139	189,8	14:28'40.865
7	35.796	36.125	23.504	33.916	2'09.341	189,8	14:30'50.206
8	37.034	40.589	23.740	34.093	2'15.456	191,2	14:33'05.662
9	36.390	35.894	23.612	34.251	2'10.147	190,8	14:35'15.809
10	36.131	35.681	23.471	34.556	2'09.839	185,6	14:37'25.648
11	36.069	35.492	23.407	33.510	2'08.478	196,7	14:39'34.126
12	38.479	35.783	23.544	34.071	2'11.877C	192,2	14:41'46.003
13	36.045	35.700	23.437	33.533	2'08.715	198,5	14:43'54.718

8° 11 A. CARRASCO (2'08.863)							
Lap	Seg.1	Seg.2	Seg.3	Seg.4	Lap Time	km/h	Local Time
1		38.473	25.562	34.302		193,2	14:17'24.115
2	36.287	35.885	23.777	33.856	2'09.805	194,9	14:19'33.920
3	42.962	38.543	23.964	33.292	2'18.761	198,9	14:21'52.681
4	37.265	36.511	23.889	33.606	2'11.271	200,0	14:24'03.952
5	37.252	36.354	24.093	33.878	2'11.577	194,9	14:26'15.529
6	35.874	35.598	23.776	33.615	2'08.863	197,4	14:28'24.392
7	35.889	36.296	24.252	39.833	2'16.270P	192,9	14:30'40.662
8	6'34.322	36.703	24.104	34.459	8'09.588P	189,8	14:38'50.250
9	36.048	35.975	23.596	36.723	2'12.342	155,2	14:41'02.592
10	36.061	35.656	23.955	34.037	2'09.709	196,0	14:43'12.301
11	35.960	35.754	30.848	34.401	2'16.963	191,2	14:45'29.264

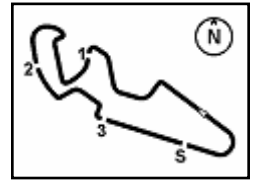
9° 64 H. DE CANCELLIS (2'08.893)							
Lap	Seg.1	Seg.2	Seg.3	Seg.4	Lap Time	km/h	Local Time
1		41.246	26.470	35.491		190,1	14:17'30.823
2	36.183	36.382	23.927	33.919	2'10.411	195,7	14:19'41.234
3	36.234	39.953	24.597	33.905	2'14.689	195,7	14:21'55.923
4	36.231	35.649	24.110	33.814	2'09.804	200,7	14:24'05.727

21/05/2021 P = Pits In/Out - C = Lap Time Cancelled

These data/results cannot be reproduced, stored and/or transmitted in whole or in part by any manner of electronic, mechanical, photocopying, recording, broadcasting or otherwise now known or herein after developed without the previous express consent by the copyright owner, except for reproduction in daily press and regular printed publications on sale to the public within 60 days of the event related to those data/results and always provided that copyright symbol appears together as follows below.

© DORNA WSBK ORGANIZATION Srl 2021





Pirelli Aragon Round, 21-23 May 2021

Chronological Analysis Free Practice 2nd Session

Lap	Seg.1	Seg.2	Seg.3	Seg.4	Lap Time	km/h	Local Time
5	36.708	36.348	23.815	33.721	2'10.592	200,0	14:26'16.319
6	35.801	35.739	23.406	33.947	2'08.893	192,9	14:28'25.212
7	35.787	35.623	23.514	34.475	2'09.399	187,8	14:30'34.611
8	37.446	46.957	24.340	39.457	2'28.200P	189,5	14:33'02.811
9	4'53.581	37.221	23.714	36.494	6'31.010P	193,2	14:39'33.821
10	36.007	35.725	23.316	33.905	2'08.953	199,3	14:41'42.774
11	36.269	38.235	23.558	34.182	2'12.244	192,5	14:43'55.018
12	36.390	36.124	23.824	33.892	2'10.230	196,0	14:46'05.248

10° 69 T. BOOTH-AMOS (2'08.929)							
Lap	Seg.1	Seg.2	Seg.3	Seg.4	Lap Time	km/h	Local Time
1		38.367	26.092	34.262	201,1		14:17'25.171
2	36.586	36.168	23.221	33.555	2'09.530	196,4	14:19'34.701
3	35.837	35.815	23.103	34.432	2'09.187	189,1	14:21'43.888
4	35.839	35.730	23.100	34.260	2'08.929	189,5	14:23'52.817
5	37.136	36.867	23.703	34.919	2'12.625	185,2	14:26'05.442
6	35.955	35.724	23.266	39.210	2'14.155P	191,2	14:28'19.597
7	9'36.138	35.956	23.376	38.373	11'13.843P	190,1	14:39'33.440
8	35.796	35.648	23.464	34.599	2'09.507	188,8	14:41'42.947
9	36.169	37.588	23.656	34.827	2'12.240	181,8	14:43'55.187
10	35.805	35.761	23.403	34.366	2'09.335	190,1	14:46'04.522

11° 20 D. LOUREIRO (2'08.955)							
Lap	Seg.1	Seg.2	Seg.3	Seg.4	Lap Time	km/h	Local Time
1		41.749	27.935	42.462		143,0	14:17'28.392
2	36.879	36.368	23.691	33.975	2'10.913	194,6	14:19'39.305
3	35.976	36.422	23.887	33.727	2'10.012	194,9	14:21'49.317
4	36.192	35.756	23.362	33.645	2'08.955	198,2	14:23'58.272
5	37.284	36.220	24.023	35.576	2'13.103	189,1	14:26'11.375
6	36.078	35.676	23.362	34.844	2'09.960	189,1	14:28'21.335
7	44.268	36.819	24.487	42.980	2'28.554P	171,2	14:30'49.889
8	5'48.418	57.894	37.321	38.758	8'02.391P	168,2	14:38'52.280
9	36.090	35.813	23.506	34.113	2'09.522	191,2	14:41'01.802
10	36.052	36.045	24.222	35.094	2'11.413	181,5	14:43'13.215
11	35.974	36.128	23.568	34.539	2'10.209	187,8	14:45'23.424

12° 83 M. KAWAKAMI (2'09.216)							
Lap	Seg.1	Seg.2	Seg.3	Seg.4	Lap Time	km/h	Local Time
1		36.480	23.957	34.845		183,4	14:17'48.265
2	36.557	36.135	23.614	34.571	2'10.877	184,9	14:19'59.142
3	36.414	35.984	23.553	34.488	2'10.439	184,6	14:22'09.581
4	36.371	36.079	23.616	34.625	2'10.691	185,9	14:24'20.272
5	36.266	35.999	23.723	34.561	2'10.549	182,4	14:26'30.821
6	36.171	35.687	23.895	34.402	2'10.155	190,5	14:28'40.976
7	35.935	35.946	23.793	33.542	2'09.216	198,9	14:30'50.192
8	36.411	36.278	23.445	33.971	2'10.105	191,8	14:33'00.297
9	36.651	35.984	23.664	40.251	2'16.550P	184,9	14:35'16.847
10	2'32.216	36.104	23.885	34.852	4'07.057P	182,4	14:39'23.904
11	36.209	35.663	23.573	34.213	2'09.658	188,8	14:41'33.562
12	36.878	36.080	24.017	34.913	2'11.888C	180,6	14:43'45.450
13	35.974	35.615	23.745	33.963	2'09.297	196,0	14:45'54.747

13° 76 J. GIRAL ROMERO (2'09.223)							
Lap	Seg.1	Seg.2	Seg.3	Seg.4	Lap Time	km/h	Local Time
1		38.782	26.489	34.550		193,5	14:17'25.392
2	36.887	36.524	24.766	33.649	2'11.826	198,2	14:19'37.218
3	36.833	36.269	24.478	33.663	2'11.243	203,4	14:21'48.461
4	36.142	35.866	23.595	33.810	2'09.413	198,9	14:23'57.874
5	45.142	37.219	24.091	34.469	2'20.921	190,5	14:26'18.795
6	36.221	35.806	23.360	33.836	2'09.223	193,2	14:28'28.018
7	36.315	36.057	23.479	42.292	2'18.143P	191,2	14:30'46.161
8	2'57.180	36.136	23.814	34.640	4'31.770P	187,5	14:35'17.931
9	36.472	36.206	23.692	34.707	2'11.077	184,6	14:37'29.008

14° 17 K. MEUFFELS (2'09.258)							
Lap	Seg.1	Seg.2	Seg.3	Seg.4	Lap Time	km/h	Local Time
1		36.779	24.234	34.102		193,9	14:17'34.827
2	36.762	35.890	23.968	33.580	2'10.200	198,9	14:19'45.027
3	36.355	36.073	23.781	33.448	2'09.657	200,4	14:21'54.684
4	36.459	35.941	24.766	33.902	2'11.068	195,7	14:24'05.752
5	36.560	35.967	23.838	33.662	2'10.027	197,8	14:26'15.779
6	36.223	35.717	23.816	33.502	2'09.258	197,8	14:28'25.037
7	36.172	35.745	24.306	41.707	2'17.930P	181,8	14:30'42.967
8	9'14.156	37.076	24.102	36.175	10'51.509P	174,2	14:41'34.476
9	37.869	35.998	23.585	34.126	2'11.578	195,3	14:43'46.054
10	36.068	35.903	23.635	33.684	2'09.290	200,7	14:45'55.344

15° 1 J. BUIS (2'09.348)							
Lap	Seg.1	Seg.2	Seg.3	Seg.4	Lap Time	km/h	Local Time
1		36.599	24.491	33.587		200,0	14:17'34.646
2	36.219	36.137	23.553	33.596	2'09.505	197,1	14:19'44.151
3	36.586	35.858	23.746	33.158	2'09.348	202,6	14:21'53.499
4	36.757	36.415	24.071	38.848	2'16.091P	198,2	14:24'09.590
5	2'02.862	36.030	23.674	34.226	3'36.792P	190,5	14:27'46.382
6	36.271	35.796	23.487	34.246	2'09.800	189,5	14:29'56.182
7	36.688	36.728	23.920	39.514	2'16.850P	190,5	14:32'13.032
8	7'45.953	36.103	23.761	35.132	9'20.949P	187,5	14:41'33.981
9	36.749	35.905	23.589	34.501	2'10.744	189,8	14:43'44.725
10	36.139	35.836	23.926	34.148	2'10.049	194,2	14:45'54.774

16° 73 J. PEREZ GONZALEZ (2'09.376)							
Lap	Seg.1	Seg.2	Seg.3	Seg.4	Lap Time	km/h	Local Time
1		38.638	25.630	34.355		196,0	14:17'26.736
2	37.790	37.143	23.825	34.378	2'13.136	193,2	14:19'39.872
3	36.902	36.393	25.616	34.703	2'13.614	195,3	14:21'53.486
4	37.818	36.182	24.916	33.923	2'12.839	200,4	14:24'06.325
5	36.626	36.528	23.846	34.134	2'11.134	194,6	14:26'17.459
6	36.130	35.967	23.468	34.203	2'09.768	191,5	14:28'27.227
7	36.232	35.801	23.856	43.360	2'19.249P	192,2	14:30'46.476
8	2'27.124	36.774	24.195	34.964	4'03.057P	187,5	14:34'49.533
9	36.710	35.917	37.910	35.568	2'26.105	185,9	14:37'15.638
10	36.717	35.820	23.787	34.195	2'10.519	191,5	14:39'26.157
11	36.063	35.556	23.611	34.146	2'09.376	194,6	14:41'35.533
12	36.208	35.849	23.777	33.999	2'09.833	194,6	14:43'45.366
13	36.192	35.762	23.663	34.557	2'10.174	197,8	14:45'55.540

17° 72 V. STEEMAN (2'09.480)							
Lap	Seg.1	Seg.2	Seg.3	Seg.4	Lap Time	km/h	Local Time
1		38.071	25.929	34.628		191,2	14:17'25.778
2	36.592	36.302	24.021	33.776	2'10.691	197,8	14:19'36.469
3	36.678	36.882	26.097	34.074	2'13.731	194,9	14:21'50.200
4	36.018	35.745	23.788	34.301	2'09.852	185,2	14:24'00.052
5	36.262	35.510	23.566	34.317	2'09.655	191,8	14:26'09.707
6	36.016	35.793	23.697	34.412	2'09.918	186,9	14:28'19.625
7	47.234	35.659	24.142	34.187	2'21.222	192,2	14:30'40.847
8	35.894	36.051	23.451	34.109	2'09.505	189,1	14:32'50.352
9	35.971	35.770	23.533	34.545	2'09.819	185,6	14:35'00.171
10	36.821	36.001	23.811	34.135	2'10.768	194,6	14:37'10.939
11	36.199	38.225	24.664	34.141	2'13.229	190,1	14:39'24.168
12	36.138	35.715	23.700	34.495	2'10.048	193,2	14:41'34.216
13	36.918	35.763	24.100	34.310	2'11.091	188,8	14:43'45.307
14	35.675	35.745	23.650	34.410	2'09.480	185,6	14:45'54.787

21/05/2021 P = Pits In/Out - C = Lap Time Cancelled

These data/results cannot be reproduced, stored and/or transmitted in whole or in part by any manner of electronic, mechanical, photocopying, recording, broadcasting or otherwise now known or herein after developed without the previous express consent by the copyright owner, except for reproduction in daily press and regular printed publications on sale to the public within 60 days of the event related to those data/results and always provided that copyright symbol appears together as follows below.

© DORNA WSBK ORGANIZATION Srl 2021



Official Fuel Supplier

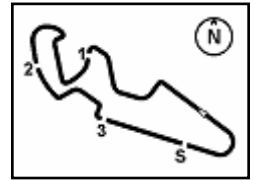


FKR PERUGIA TIMING

Official Tyre Supplier



Official Timekeeper



Pirelli Aragon Round, 21-23 May 2021

Chronological Analysis Free Practice 2nd Session

18° 41 M. GARCIA (2'09.505)							
Lap	Seg.1	Seg.2	Seg.3	Seg.4	Lap Time	km/h	Local Time
1		37.956	26.049	39.834		162,4	14:17'27.139
2	37.514	36.539	23.882	33.537	2'11.472	197,8	14:19'38.611
3	36.177	36.872	24.496	33.847	2'11.392	198,9	14:21'50.003
4	36.011	35.816	24.156	33.787	2'09.770	194,9	14:23'59.773
5	36.388	35.819	23.967	34.033	2'10.207	198,2	14:26'09.980
6	36.155	35.701	23.632	34.017	2'09.505	191,8	14:28'19.485
7	47.457	37.018	23.896	35.340	2'23.711	174,8	14:30'43.196
8	36.385	36.418	23.678	33.612	2'10.093	196,7	14:32'53.289
9	36.264	36.000	23.746	34.686	2'10.696	188,2	14:35'03.985
10	38.106	36.682	33.345	34.646	2'22.779	187,2	14:37'26.764
11	36.462	36.041	24.102	34.509	2'11.114	188,8	14:39'37.878
12	36.654	36.003	23.860	34.905	2'11.422	186,9	14:41'49.300
13	36.292	35.760	23.565	33.927	2'09.544	192,2	14:43'58.844
14	36.299	36.006	23.640	33.897	2'09.842	199,6	14:46'08.686

19° 80 G. MASTROLUCA (2'09.509)							
Lap	Seg.1	Seg.2	Seg.3	Seg.4	Lap Time	km/h	Local Time
1		39.222	25.678	34.529		191,8	14:17'24.556
2	36.186	35.687	23.827	33.809	2'09.509	195,7	14:19'34.065
3	36.840	35.844	23.368	34.359	2'10.411	189,1	14:21'44.476
4	36.141	37.454	24.712	36.045	2'14.352	188,2	14:23'58.828
5	37.364	39.106	23.721	34.387	2'14.578	191,2	14:26'13.406
6	36.518	35.896	23.529	33.934	2'09.877	192,9	14:28'23.283
7	36.379	47.736	24.296	41.747	2'30.158P	188,5	14:30'53.441
8	5'24.595	39.424	24.168	34.502	7'02.689P	191,8	14:37'56.130
9	36.397	36.107	23.707	35.057	2'11.268	193,2	14:40'07.398
10	37.462	36.523	23.977	42.421	2'20.383P	186,2	14:42'27.781

20° 43 H. KHOURI (2'09.657)							
Lap	Seg.1	Seg.2	Seg.3	Seg.4	Lap Time	km/h	Local Time
1		38.466	25.703	34.052		199,6	14:17'26.250
2	38.024	36.149	23.599	33.400	2'11.172	198,9	14:19'37.422
3	36.327	36.518	23.832	33.849	2'10.526	195,3	14:21'47.948
4	36.536	35.988	23.459	33.893	2'09.876	196,7	14:23'57.824
5	49.679	37.261	23.901	34.189	2'25.030	194,6	14:26'22.854
6	36.154	35.753	23.918	33.832	2'09.657	194,6	14:28'32.511
7	36.421	35.972	23.749	33.776	2'09.918	195,7	14:30'42.429
8	38.530	37.162	23.902	39.652	2'19.246P	190,1	14:33'01.675
9	3'18.287	37.185	24.031	34.550	4'54.053P	187,8	14:37'55.728
10	36.436	36.086	23.775	34.457	2'10.754	188,2	14:40'06.482
11	36.347	36.048	23.547	34.554	2'10.496	189,1	14:42'16.978
12	36.171	35.918	23.483	34.343	2'09.915	189,1	14:44'26.893
13	36.175	35.917	23.774	34.324	2'10.190	190,5	14:46'37.083

21° 58 I. IGLESIAS (2'09.671)							
Lap	Seg.1	Seg.2	Seg.3	Seg.4	Lap Time	km/h	Local Time
1		38.006	25.419	36.896		158,4	14:17'29.697
2	36.378	36.364	23.790	33.646	2'10.178	197,4	14:19'39.875
3	36.151	36.652	25.858	34.570	2'13.231	187,5	14:21'53.106
4	36.997	36.438	23.925	33.601	2'10.961	200,0	14:24'04.067
5	36.849	36.431	23.932	40.991	2'18.203P	190,8	14:26'22.270
6	11'34.705	35.945	23.700	36.613	13'10.963P	187,2	14:39'33.233
7	36.211	36.043	23.539	33.878	2'09.671	198,9	14:41'42.904
8	36.356	36.095	23.675	34.910	2'11.036C	180,3	14:43'53.940
9	37.337	36.004	23.913	33.987	2'11.241	197,8	14:46'05.181

22° 26 M. GENNAI (2'09.680)							
Lap	Seg.1	Seg.2	Seg.3	Seg.4	Lap Time	km/h	Local Time
1		38.978	25.805	36.220		173,6	14:17'24.543

2	36.967	36.383	23.718	34.397	2'11.465	190,5	14:19'36.008
3	36.929	37.114	24.614	34.392	2'13.049	199,3	14:21'49.057
4	36.677	35.855	23.768	34.298	2'10.598	191,5	14:23'59.655
5	36.847	35.680	23.946	33.965	2'10.438	196,4	14:26'10.093
6	36.356	35.861	23.631	34.294	2'10.142	192,5	14:28'20.235
7	46.252	35.893	23.893	34.499	2'20.537	190,8	14:30'40.772
8	36.381	36.392	24.031	41.599	2'18.403P	186,9	14:32'59.175
9	7'00.148	35.954	23.960	34.694	8'34.756P	188,5	14:41'33.931
10	37.078	36.063	24.100	34.132	2'11.373	193,9	14:43'45.304
11	36.462	35.634	23.745	33.839	2'09.680	198,2	14:45'54.984

23° 93 M. GAGGI (2'09.705)							
Lap	Seg.1	Seg.2	Seg.3	Seg.4	Lap Time	km/h	Local Time
1		38.751	24.651	35.564		184,9	14:17'29.158
2	36.764	36.828	23.913	33.598	2'11.103	199,6	14:19'40.261
3	36.564	36.868	24.341	33.796	2'11.569	201,9	14:21'51.830
4	37.251	36.251	23.495	33.993	2'10.990	190,5	14:24'02.820
5	36.274	36.265	24.107	34.066	2'10.712	191,5	14:26'13.532
6	36.149	35.971	23.453	34.244	2'09.817	190,5	14:28'23.349
7	36.379	36.024	23.661	40.694	2'16.758P	183,4	14:30'40.107
8	4'53.297	38.596	24.212	34.596	6'30.701P	184,9	14:37'10.808
9	36.644	36.275	25.758	34.916	2'13.593	189,1	14:39'24.401
10	36.135	35.643	24.340	34.323	2'10.441	191,5	14:41'34.842
11	37.689	36.926	23.614	33.854	2'12.083	195,3	14:43'46.925
12	36.030	35.900	23.743	34.032	2'09.705	191,2	14:45'56.630

24° 52 O. KONIG (2'09.788)							
Lap	Seg.1	Seg.2	Seg.3	Seg.4	Lap Time	km/h	Local Time
1		38.454	25.589	35.931		184,3	14:17'16.887
2	36.837	37.091	25.083	36.730	2'15.741	173,4	14:19'32.628
3	39.820	39.367	24.557	34.122	2'17.866	195,7	14:21'50.494
4	36.358	36.352	23.709	34.103	2'10.522	192,9	14:24'01.016
5	37.688	37.552	24.261	43.185	2'22.686P	165,1	14:26'23.702
6	11'20.370	42.564	24.250	34.374	13'01.558P	193,5	14:39'25.260
7	36.204	36.174	24.079	33.967	2'10.424	199,6	14:41'35.684
8	36.754	36.296	24.637	33.810	2'11.497	200,0	14:43'47.181
9	36.197	35.860	23.702	34.029	2'09.788	197,1	14:45'56.969

25° 23 S. MARKARIAN (2'09.947)							
Lap	Seg.1	Seg.2	Seg.3	Seg.4	Lap Time	km/h	Local Time
1		37.275	24.728	34.757		193,5	14:17'28.650
2	36.864	37.967	24.103	33.407	2'12.341	202,2	14:19'40.991
3	36.023	36.357	24.194	33.908	2'10.482	199,3	14:21'51.473
4	36.193	36.300	23.909	34.050	2'10.452	193,2	14:24'01.925
5	36.169	36.318	23.724	34.204	2'10.415	191,8	14:26'12.340
6	36.025	36.039	23.763	34.120	2'09.947	192,9	14:28'22.287
7	36.027	39.436	24.254	40.035	2'19.752P	193,9	14:30'42.039
8	9'15.203	37.020	24.222	35.432	10'51.877P	184,3	14:41'33.916
9	36.996	35.929	23.978	34.962	2'11.865	179,1	14:43'45.781
10	36.192	36.879	24.371	34.232	2'11.674	195,7	14:45'57.455

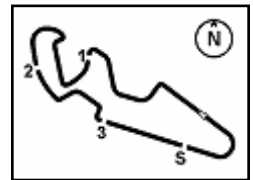
26° 85 K. SABATUCCI (2'09.960)							
Lap	Seg.1	Seg.2	Seg.3	Seg.4	Lap Time	km/h	Local Time
1		38.875	26.820	34.766		195,7	14:17'26.117
2	37.228	36.066	23.553	33.859	2'10.706	197,8	14:19'36.823
3	36.525	36.705	24.234	34.516	2'11.980	191,8	14:21'48.803
4	39.484	36.303	23.551	34.169	2'13.507	190,1	14:24'02.310
5	36.541	36.046	23.356	34.207	2'10.150	194,2	14:26'12.460
6	36.542	35.971	23.365	34.082	2'09.960	193,2	14:28'22.420
7	36.155	36.821	26.096	41.856	2'20.928P	183,7	14:30'43.348
8	6'32.128	36.676	24.108	34.850	8'07.762P	185,2	14:38'51.110
9	36.295	35.935	23.555	34.697	2'10.482	187,5	14:41'01.592
10	36.455	35.880	23.677	35.043	2'11.055	185,6	14:43'12.647

21/05/2021 P = Pits In/Out - C = Lap Time Cancelled

These data/results cannot be reproduced, stored and/or transmitted in whole or in part by any manner of electronic, mechanical, photocopying, recording, broadcasting or otherwise now known or herein after developed without the previous express consent by the copyright owner, except for reproduction in daily press and regular printed publications on sale to the public within 60 days of the event related to those data/results and always provided that copyright symbol appears together as follows below.

© DORNA WSBK ORGANIZATION Srl 2021





Pirelli Aragon Round, 21-23 May 2021

Chronological Analysis Free Practice 2nd Session

32°								59 A. ZANCA (2'10.505)							
Lap	Seg.1	Seg.2	Seg.3	Seg.4	Lap Time	km/h	Local Time	Lap	Seg.1	Seg.2	Seg.3	Seg.4	Lap Time	km/h	Local Time
1								1		39.176	25.685	34.580	197,1	14:17'27.604	
2	37.832							2	37.832	37.008	24.033	33.586	2'12.459	196,7	14:19'40.063
3								3	36.668	36.695	24.471	33.820	2'11.654	202,2	14:21'51.717
4								4	37.592	36.586	23.540	33.991	2'11.709	196,7	14:24'03.426
5								5	37.136	36.672	23.751	34.461	2'12.020	189,1	14:26'15.446
6								6	36.376	35.813	24.371	33.945	2'10.505	196,0	14:28'25.951
7								7	36.621	35.945	23.764	42.307	2'18.637P	192,5	14:30'44.588
8								8	4'40.944	37.254	23.781	34.731	6'16.710P	187,2	14:37'01.298
9								9	36.705	36.139	23.730	34.403	2'10.977	192,2	14:39'12.275
10								10	36.770	36.147	23.721	35.130	2'11.768	184,9	14:41'24.043
11								11	37.413	37.209	23.912	34.909	2'13.443	187,2	14:43'37.486
12								12	36.657	36.021	23.810	34.885	2'11.373	186,9	14:45'48.859

27°								48 T. BRIANTI (2'10.080)							
Lap	Seg.1	Seg.2	Seg.3	Seg.4	Lap Time	km/h	Local Time	Lap	Seg.1	Seg.2	Seg.3	Seg.4	Lap Time	km/h	Local Time
1								1		40.308	25.706	34.524	196,4	14:17'28.988	
2	36.762							2	36.762	38.895	24.229	33.869	2'13.755	193,5	14:19'42.743
3	36.137	35.963						3	36.137	35.963	24.251	33.729	2'10.080	197,8	14:21'52.823
4	40.983							4	40.983	37.016	24.372	34.043	2'16.414	191,5	14:24'09.237
5	36.582							5	36.582	36.060	23.917	34.307	2'10.866	194,9	14:26'20.103
6	37.165							6	37.165	36.116	23.545	34.049	2'10.875	193,5	14:28'30.978
7	36.271							7	36.271	36.105	23.806	34.196	2'10.378	195,3	14:30'41.356
8	37.183							8	37.183	41.413	24.867	42.021	2'25.484P	175,6	14:33'06.840
9	6'03.714							9	6'03.714	36.995	24.087	34.867	7'39.663P	185,2	14:40'46.503
10	36.761							10	36.761	36.496	23.993	34.718	2'11.968	186,9	14:42'58.471
11	36.695							11	36.695	36.130	23.872	34.807	2'11.504	186,9	14:45'09.975

28°								97 F. PALAZZI (2'10.178)							
Lap	Seg.1	Seg.2	Seg.3	Seg.4	Lap Time	km/h	Local Time	Lap	Seg.1	Seg.2	Seg.3	Seg.4	Lap Time	km/h	Local Time
1								1		36.878	25.104	34.151		187,2	14:17'17.697
2	36.702							2	36.702	36.781	24.013	34.442	2'13.2848	189,1	14:38'50.545
3	36.364							3	36.364	35.882	23.605	34.543	2'10.394	187,2	14:41'00.939
4	36.107	35.850						4	36.107	35.850	23.574	34.647	2'10.178	186,2	14:43'11.117
5	36.227							5	36.227	35.856	23.797	34.642	2'10.522	185,9	14:45'21.639

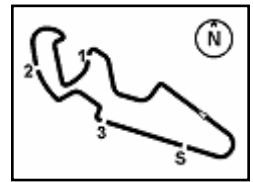
29°								77 R. BIJMAN (2'10.206)							
Lap	Seg.1	Seg.2	Seg.3	Seg.4	Lap Time	km/h	Local Time	Lap	Seg.1	Seg.2	Seg.3	Seg.4	Lap Time	km/h	Local Time
1								1		37.171	26.518	38.446		166,4	14:17'27.378
2	36.948							2	36.948	36.250	23.668	33.847	2'10.713	197,1	14:19'38.091
3	36.267							3	36.267	36.121	24.475	33.866	2'10.729	199,6	14:21'48.820
4	36.568							4	36.568	36.028	24.099	34.507	2'11.202	191,5	14:24'00.022
5	36.665							5	36.665	35.636	23.952	33.953	2'10.206	197,1	14:26'10.228
6	36.982							6	36.982	38.527	23.911	34.127	2'13.547	193,5	14:28'23.775
7	36.040							7	36.040	36.079	1'37.441	46.962	3'36.522P	169,3	14:32'00.297

30°								19 V. RODRIGUEZ NUNEZ (2'10.388)							
Lap	Seg.1	Seg.2	Seg.3	Seg.4	Lap Time	km/h	Local Time	Lap	Seg.1	Seg.2	Seg.3	Seg.4	Lap Time	km/h	Local Time
1								1		37.964	26.290	34.205		202,6	14:17'26.028
2	42.934							2	42.934	36.635	24.544	34.770	2'18.883	188,5	14:19'44.911
3	36.859							3	36.859	35.912	24.029	33.814	2'10.614	196,7	14:21'55.525
4	36.987							4	36.987	35.798	23.970	33.633	2'10.388	204,2	14:24'05.913
5	36.639							5	36.639	36.190	33.065	41.462	2'27.356P	169,0	14:26'33.269
6	6'40.173							6	6'40.173	36.732	24.159	34.929	8'15.993P	186,2	14:34'49.262
7	36.645							7	36.645	36.209	24.083	34.904	2'11.841	185,2	14:37'01.103
8	36.494							8	36.494	36.197	23.803	34.852	2'11.346	186,2	14:39'12.449
9	36.317							9	36.317	37.033	23.915	34.788	2'12.053	189,8	14:41'24.502
10	36.761							10	36.761	37.265	24.888	34.704	2'13.618	188,5	14:43'38.120
11	36.193							11	36.193	35.998	23.976	34.404	2'10.571	190,8	14:45'48.691

31°								21 V. PEREZ SELFA (2'10.417)							
Lap	Seg.1	Seg.2	Seg.3	Seg.4	Lap Time	km/h	Local Time	Lap	Seg.1	Seg.2	Seg.3	Seg.4	Lap Time	km/h	Local Time
1								1		37.621	28.764	34.866		195,3	14:17'25.359
2	36.553							2	36.553	36.607	23.529	34.268	2'10.957	194,9	14:19'36.316
3	36.424							3	36.424	36.424	23.562	34.356	2'10.766	191,2	14:21'47.082
4	36.722							4	36.722	36.024	23.468	34.203	2'10.417	191,8	14:23'57.499
5	39.877							5	39.877	40.626	27.437	45.210	2'33.150CP	169,8	14:26'30.649
6	10'16.399							6	10'16.399	39.247	23.957	34.825	1'54.428P	186,2	14:38'25.077
7	36.383							7	36.383	35.905	23.742	34.720	2'10.750C	187,2	14:40'35.827
8	36.300							8	36.300	36.030	23.620	34.840	2'10.790	190,1	14:42'46.617
9	36.760							9	36.760	35.921	23.813	34.930	2'11.424	185,6	14:44'58.041
10	38.136							10	38.136	40.555	26.204	44.707	2'29.602P	174,2	14:47'27.643

33°								16 B. NEILA (2'10.694)								
Lap	Seg.1	Seg.2	Seg.3	Seg.4	Lap Time	km/h	Local Time	Lap	Seg.1	Seg.2	Seg.3	Seg.4	Lap Time	km/h	Local Time	
1								1						180,3	14:17'19.368	
2								2		37.383	36.577	24.057	34.603	2'12.620	192,2	14:19'31.988
3								3		39.172	36.425	24.020	34.395	2'14.012	191,2	14:21'46.000
4								4		36.823	36.250	23.947	34.707	2'11.727	186,5	14:23'57.727
5								5		37.503	36.260	24.045	34.305	2'12.113	189,8	14:26'09.840
6								6		36.952	35.930	23.849	34.516	2'11.247	192,9	14:28'21.087
7								7		37.091	43.203	25.103	34.604	2'20.001	193,2	14:30'41.088
8								8		36.731	36.247	23.855	34.397	2'11.230	194,6	14:32'52.318
9								9		37.454	36.095	24.216	34.277	2'12.042	192,2	14:35'04.360
10								10		36.679	36.221	23.726	34.587	2'11.213	188,8	14:37'15.573
11								11		44.129	36.410	23.862	34.434	2'18.835	186,9	14:39'34.408
12								12		36.574	36.041	23.659	34.420	2'10.694	190,5	14:41'45.102
13								13		36.836	36.350	23.664	34.315	2'11.165	190,8	14:43'56.267
14								14		36.918	36.070	23.772	34.777	2'11.537	188,8	14:46'07.804

34°								7 J. GIMBERT (2'10.841)								
Lap	Seg.1	Seg.2	Seg.3	Seg.4	Lap Time	km/h	Local Time	Lap	Seg.1	Seg.2	Seg.3	Seg.4	Lap Time	km/h	Local Time	
1								1						193,9	14:17'27.325	
2								2		37.817	37.257	24.779	34.080	2'13.933	193,2	14:19'41.258
3								3		36.457	36.787	24.422	34.189	2'11.855	193,9	14:21'53.113
4								4		37.917	38.503	24.127	34.109	2'14.656	193,5	14:24'07.769
5								5		36.433	36.752	24.335	34.428	2'11.948	192,2	14:26'19.717
6								6		40.617	36.634	25.072	40.444	2'22.767	151,0	14:28'42.484
7								7		36.813						



Pirelli Aragon Round, 21-23 May 2021

Chronological Analysis Free Practice 2nd Session

36° 36 S. RAINERI (2'11.455)							
Lap	Seg.1	Seg.2	Seg.3	Seg.4	Lap Time	km/h	Local Time
1		38.115	24.536	35.642	179,7	14:17'22.211	
2	38.984	36.714	24.310	34.633	2'14.641	193,2	14:19'36.852
3	37.302	37.994	24.583	34.804	2'14.683	193,2	14:21'51.535
4	36.906	36.860	23.779	34.597	2'12.142	189,5	14:24'03.677
5	37.107	36.721	24.327	34.496	2'12.651C	193,5	14:26'16.328
6	37.850	36.484	24.443	34.370	2'13.147	192,5	14:28'29.475
7	37.308	36.508	24.053	34.247	2'12.116	193,5	14:30'41.591
8	36.470	36.337	23.978	34.670	2'11.455	190,1	14:32'53.046
9	38.144	39.061	26.652	43.178	2'27.035CP	179,4	14:35'20.081
10	2'32.482	37.019	24.280	35.320	4'09.101P	184,9	14:39'29.182
11	37.253	36.656	24.690	35.407	2'14.006	180,6	14:41'43.188
12	36.667	36.611	24.022	34.719	2'12.019	185,2	14:43'55.207
13	36.709	36.059	23.682	35.009	2'11.459	187,5	14:46'06.666

9	37.370	36.785	24.751	35.111	2'14.017	186,5	14:42'26.912
10	37.519	37.184	24.511	35.231	2'14.445	184,6	14:44'41.357
11	38.960	40.034	27.152	1'02.656	2'48.802P	170,1	14:47'30.159

37° 25 D. BERTA VINALES (2'11.934)							
Lap	Seg.1	Seg.2	Seg.3	Seg.4	Lap Time	km/h	Local Time
1		43.259	26.016	39.611	158,1	14:17'27.190	
2	37.709	37.162	23.974	34.197	2'13.042	197,8	14:19'40.232
3	37.129	39.251	23.971	33.708	2'14.059	196,0	14:21'54.291
4	37.225	36.211	24.833	33.961	2'12.230	201,5	14:24'06.521
5	36.820	37.024	24.464	35.929	2'14.237	192,2	14:26'20.758
6	36.873	36.551	24.149	34.361	2'11.934	191,5	14:28'32.692

41° 18 I. OFFER (2'14.075)							
Lap	Seg.1	Seg.2	Seg.3	Seg.4	Lap Time	km/h	Local Time
1		37.855	25.166	35.681	184,9	14:17'17.361	
2	37.334	37.074	24.658	36.413	2'15.479	174,8	14:19'32.840
3	40.049	39.705	25.692	34.167	2'19.613	197,8	14:21'52.453
4	39.902	37.146	24.576	34.405	2'16.029	190,8	14:24'08.482
5	38.537	36.757	24.391	34.647	2'14.332	190,5	14:26'22.814
6	37.135	36.856	25.478	37.007	2'16.476	151,5	14:28'39.290
7	37.284	39.359	25.856	41.468	2'23.967P	185,2	14:31'03.257
8	6'28.009	40.593	25.361	35.657	8'09.620P	185,2	14:39'12.877
9	37.167	37.295	24.576	36.104	2'15.142	178,5	14:41'28.019
10	37.497	36.827	25.148	40.698	2'20.170	137,2	14:43'48.189
11	36.897	37.061	24.567	35.550	2'14.075	186,5	14:46'02.264

38° 55 A. FRAPPOLA (2'12.641)							
Lap	Seg.1	Seg.2	Seg.3	Seg.4	Lap Time	km/h	Local Time
1		37.547	25.644	35.250	183,4	14:17'18.491	
2	37.197	36.737	24.174	35.407	2'13.515	183,4	14:19'32.006
3	39.199	41.163	24.976	34.869	2'20.207	195,7	14:21'52.213
4	37.317	37.460	25.061	34.706	2'14.544	193,9	14:24'06.757
5	37.090	37.046	25.890	36.804	2'16.830	170,1	14:26'23.587
6	37.016	36.540	24.283	35.459	2'13.298	183,4	14:28'36.885
7	38.722	38.741	24.201	35.556	2'17.220	183,7	14:30'54.105
8	37.355	39.310	25.009	41.342	2'23.016P	186,5	14:33'17.121
9	2'20.891	36.741	24.236	37.310	3'59.178P	170,1	14:37'16.299
10	37.288	36.501	24.115	34.920	2'12.824	186,5	14:39'29.123
11	37.687	37.274	24.523	35.075	2'14.559	189,1	14:41'43.682
12	38.131	37.417	23.906	35.103	2'14.557C	187,2	14:43'58.239
13	37.160	36.345	23.862	35.274	2'12.641	184,9	14:46'10.880

42° 70 M. DUARTE (2'14.200)							
Lap	Seg.1	Seg.2	Seg.3	Seg.4	Lap Time	km/h	Local Time
1		38.817	26.045	34.957	191,8	14:17'25.268	
2	38.665	43.057	25.036	35.115	2'21.873	189,1	14:19'47.141
3	37.610	37.544	24.965	35.547	2'15.666	185,6	14:22'02.807
4	37.658	37.348	25.093	35.423	2'15.522C	184,0	14:24'18.329
5	37.652	37.978	24.701	35.605	2'15.936	183,1	14:26'34.265
6	38.554	37.647	25.357	35.572	2'17.130	183,4	14:28'51.395
7	37.565	37.456	24.994	35.517	2'15.532	183,1	14:31'06.927
8	37.771	37.241	24.551	35.308	2'14.871	184,6	14:33'21.798
9	37.663	36.932	24.339	35.597	2'14.531	184,9	14:35'36.329
10	40.002	39.591	25.024	35.390	2'20.007	182,7	14:37'56.336
11	37.252	37.034	24.461	35.453	2'14.200	183,7	14:40'10.536
12	38.036	38.083	24.979	35.522	2'16.620	184,0	14:42'27.156
13	37.541	36.988	25.552	35.754	2'15.835	183,1	14:44'42.991
14	37.610	38.076	25.097	35.745	2'16.528	184,0	14:46'59.519

39° 14 J. MCMANUS (2'12.791)							
Lap	Seg.1	Seg.2	Seg.3	Seg.4	Lap Time	km/h	Local Time
1		38.023	26.097	35.022	187,8	14:17'15.696	
2	37.484	37.542	25.006	35.017	2'15.049	186,5	14:19'30.745
3	37.421	43.528	25.599	33.969	2'20.517	200,4	14:21'51.262
4	37.536	37.657	25.245	34.480	2'14.918	193,2	14:24'06.180
5	36.980	37.157	24.793	34.261	2'13.191	200,7	14:26'19.371
6	38.033	36.762	24.785	34.280	2'13.860	195,3	14:28'33.231
7	36.854	36.715	24.490	34.732	2'12.791	189,1	14:30'46.022
8	37.429	37.624	24.710	34.542	2'14.305	192,9	14:33'00.327

43° 2 A. CARRION							
Lap	Seg.1	Seg.2	Seg.3	Seg.4	Lap Time	km/h	Local Time
1		38.605	26.339	34.426	200,7	14:17'25.969	

40° 22 J. ROMERO (2'13.881)							
Lap	Seg.1	Seg.2	Seg.3	Seg.4	Lap Time	km/h	Local Time
1		38.539	25.243	35.045	189,5	14:17'20.169	
2	37.828	37.701	24.894	34.061	2'14.484	195,3	14:19'34.653
3	37.510	37.858	25.795	34.120	2'15.283	197,8	14:21'49.936
4	38.211	37.089	24.516	34.065	2'13.881	194,6	14:24'03.817
5	38.402	37.535	24.895	34.429	2'15.261	191,8	14:26'19.078
6	39.737	41.794	25.774	44.643	2'31.948CP	156,3	14:28'51.026
7	7'30.185	37.569	24.814	35.148	9'07.716P	186,9	14:37'58.742
8	37.796	36.882	24.611	34.864	2'14.153	185,9	14:40'12.895

44° 27 A. DIEZ RODRIGUEZ							
Lap	Seg.1	Seg.2	Seg.3	Seg.4	Lap Time	km/h	Local Time
1		39.521	25.074	34.879	190,5	14:17'33.931	

21/05/2021 P = Pits In/Out - C = Lap Time Cancelled

These data/results cannot be reproduced, stored and/or transmitted in whole or in part by any manner of electronic, mechanical, photocopying, recording, broadcasting or otherwise now known or herein after developed without the previous express consent by the copyright owner, except for reproduction in daily press and regular printed publications on sale to the public within 60 days of the event related to those data/results and always provided that copyright symbol appears together as follows below.

© DORNA WSBK ORGANIZATION Srl 2021

