

## Motul Argentinean Round, 15-17 October 2021

### Results Tissot Superpole Race

Laps 10 = 42,760 Km - Time of Race 16'20.713 - Avg. 156,963 km/h

Pos	Grid	No.	Rider	Nat	Team	Bike	Class	LL	Gap	Rel.	Fastest Lap	Speed	Qualifying	Speed
1	2	54	T. RAZGATLIOGLU	TUR	Pata Yamaha with Brixx WorldSBK	Yamaha YZF R1		10			1'37.502	308,7	1'37.800	308,7
2	1	45	S. REDDING	GBR	Aruba.it Racing - Ducati	Ducati Panigale V4 R		10	0.046	0.046	1'37.345	313,2	1'37.617	312,3
3	5	1	J. REA	GBR	Kawasaki Racing Team WorldSBK	Kawasaki ZX-10RR		10	3.419	3.373	1'37.812	307,8	1'38.092	310,5
4	3	47	A. BASSANI	ITA	Motocorsa Racing	Ducati Panigale V4 R	IND	10	5.407	1.988	1'37.966	309,6	1'37.838	310,5
5	7	60	M. VAN DER MARK	NED	BMW Motorrad WorldSBK Team	BMW M 1000 RR		10	8.556	3.149	1'38.072	310,5	1'38.298	307,0
6	6	55	A. LOCATELLI	ITA	Pata Yamaha with Brixx WorldSBK	Yamaha YZF R1		10	9.608	1.052	1'38.373	306,1	1'38.221	308,7
7	8	31	G. GERLOFF	USA	GRT Yamaha WorldSBK Team	Yamaha YZF R1	IND	10	9.821	0.213	1'38.168	310,5	1'38.337	309,6
8	9	21	M. RINALDI	ITA	Aruba.it Racing - Ducati	Ducati Panigale V4 R		10	10.415	0.594	1'38.378	309,6	1'38.342	315,9
9	4	22	A. LOWES	GBR	Kawasaki Racing Team WorldSBK	Kawasaki ZX-10RR		10	12.063	1.648	1'38.345	307,0	1'38.034	307,8
10	10	91	L. HASLAM	GBR	Team HRC	Honda CBR1000 RR-R		10	15.170	3.107	1'38.458	307,8	1'38.456	312,3
11	15	19	A. BAUTISTA	ESP	Team HRC	Honda CBR1000 RR-R		10	15.685	0.515	1'38.670	311,4	1'38.860	315,9
12	18	53	T. RABAT	ESP	Kawasaki Puccetti Racing	Kawasaki ZX-10RR	IND	10	18.017	2.332	1'38.805	307,0	1'39.516	308,7
13	13	7	C. DAVIES	GBR	Team GoEleven	Ducati Panigale V4 R	IND	10	18.470	0.453	1'38.292	315,9	1'38.592	313,2
14	17	3	K. NOZANE	JPN	GRT Yamaha WorldSBK Team	Yamaha YZF R1	IND	10	20.327	1.857	1'39.239	304,4	1'39.328	302,7
15	12	50	E. LAVERTY	IRL	BMW Motorrad WorldSBK Team	BMW M 1000 RR		10	20.341	0.014	1'39.192	307,0	1'38.517	309,6
16	14	36	L. MERCADO	ARG	MIE Racing Honda Racing	Honda CBR1000 RR-R	IND	10	21.262	0.921	1'39.499	301,0	1'38.669	301,8
17	11	32	I. VINALES	ESP	Orelac Racing VerdNatura	Kawasaki ZX-10RR	IND	10	21.534	0.272	1'39.374	301,0	1'38.506	302,7
18	16	76	S. CAVALIERI	ITA	Barni Racing Team	Ducati Panigale V4 R	IND	10	26.152	4.618	1'39.710	303,5	1'38.902	307,8
19	19	23	C. PONSSON	FRA	Gil Motor Sport-Yamaha	Yamaha YZF R1	IND	10	27.693	1.541	1'39.693	301,8	1'40.972	302,7
20	20	4	L. RIBODINO	ARG	OUTDO TPR Team Pedercini Racing	Kawasaki ZX-10RR	IND	10	47.417	19.724	1'41.747	300,2	1'41.915	299,3
21	21	39	M. SOLORZA	ARG	OUTDO TPR Team Pedercini Racing	Kawasaki ZX-10RR	IND	10	51.079	3.662	1'41.965	290,5	1'42.494	287,4

AIR	Humidity:	24%	Temp:	19°C
TRACK	Condition:	Dry	Temp:	35°C

Records	Pole (SP)	2021	S.Redding	1'37.617	157,69 Km/h
	Race (SPRC)	2019	J.Rea	1'37.462	157,94 Km/h
	All Times (FP3)	2021	T.Razgatioglu	1'37.239	158,31 Km/h
	Race Fastest Lap (New Record)	Lap 6	S.Redding	1'37.345	158,13 Km/h

LAP LEADERS				
No.	Rider	From	To	Total
54	T. RAZGATLIOGLU	1	10	10

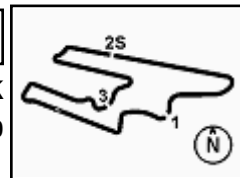
TOTAL LEADER LAPS	
No.	Rider
54	T. RAZGATLIOGLU
1	J. REA
45	S. REDDING
21	M. RINALDI
55	A. LOCATELLI
60	M. VAN DER MARK
47	A. BASSANI

Start 17/10/2021 12:00 End 12:18 The results are provisional until the end of the time limit for protests and appeals and the completion of the technical checks.

These data/results cannot be reproduced, stored and/or transmitted in whole or in part by any manner of electronic, mechanical, photocopying, recording, broadcasting or otherwise now known or herein after developed without the previous express consent by the copyright owner, except for reproduction in daily press and regular printed publications on sale to the public within 60 days of the event related to those data/results and always provided that copyright symbol appears together as follows below.

© DORNA WSBK ORGANIZATION Srl 2021





## Motul Argentinean Round, 15-17 October 2021 Results Tissot Superpole Race

### Race Highlights

Time	No. Rider	Description
11.58.02		Warm-up Lap Start
12.00.34		Start
12.06.44		No Jump Start
12.10.56		New Best Race Lap
12.17.55		Podium Confirmed
12.18.18		End Of Session

17/10/2021      Start      End      The results are provisional until the end of the time limit for protests and appeals  
12:00      12:18      and the completion of the technical checks.

These data/results cannot be reproduced, stored and/or transmitted in whole or in part by any manner of electronic, mechanical, photocopying, recording, broadcasting or otherwise now known or herein after developed without the previous express consent by the copyright owner, except for reproduction in daily press and regular printed publications on sale to the public within 60 days of the event related to those data/results and always provided that copyright symbol appears together as follows below.

© DORNA WSBK ORGANIZATION Srl 2021

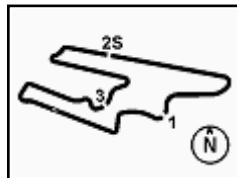
FKR PERUGIA TIMING



Official Tyre Supplier



Official Timekeeper


**Motul Argentinean Round, 15-17 October 2021**  
**Championship Standings**

San Juan Villicum Circuit 4.276 m

1 / 3

Points	Points From First	Points From Previous	May		June		July		August		September		October		November	
			ARAGON	ESTORIL	MISANO	DONINGTON	ASSEN	MOST	NAVARRA	MAGNY-COURS	BARCELONA	JEREZ	PORTIMAO	VILLICUM	MANDALIKA	
1	<b>RAZGATLIOGLU</b> Toprak (TUR)	515	16 4	10 9	20 9	25 25	25 4	25 7	16 12	25 20	16 7	25 9	25 9	20 9	25 4	25 12
2	<b>REA</b> Jonathan (GBR)	481	34	25 12	20 12	16 7	25 12	16 12	25 12	16 7	20 9	20 12	13 12	10 12	20 11	25 20
3	<b>REDDING</b> Scott (GBR)	440	75	41	13 2	25 7	13 6	13 6	20 5	20 9	25 12	20 5	4 5	16 16	25 16	16 20
4	<b>RINALDI</b> Michael Ruben (ITA)	267	248	173	9	11 5	25 12	20 12	4 8	8 9	13 11	6 9	13 9	16 5	25 9	13 9
5	<b>LOCATELLI</b> Andrea (ITA)	261	254	6	6 7	6 11	7 7	7 1	7 1	5 11	16 16	13 13	13 6	4 11	13 13	16 8
6	<b>VAN DER MARK</b> Michael (NED)	226	289	35	5 5	11 9	10 10	6 6	6 11	11 11	13 10	13 10	9 9	9 7	11 8	11 7
7	<b>LOWES</b> Alex (GBR)	213	302	13	20 9	16 4	13 5	11 10	10 5	16 10	9 4	3 10	10 11	10 10	7 7	13 1
8	<b>GERLOFF</b> Garrett (USA)	205	310	8	7 7	9 6	13 2	4 11	4 2	11 2	9 20	10 8	10 8	7 5	7 7	9 6
9	<b>BASSANI</b> Axel (ITA)	186	329	19	4 2	5 5	9 9	9 4	9 8	6 3	6 7	11 2	8 6	8 5	20 8	8 10
10	<b>BAUTISTA</b> Alvaro (ESP)	174	341	12	5 3	8 9	10 8	8 6	8 6	11 11	9 6	9 6	10 10	7 13	11 16	11 16
11	<b>SYKES</b> Tom (GBR)	167	348	7	10 13	2 3	8 8	4 4	8 4	13 16	9 1	7 7	10 11	7 6	8 8	7 6
12	<b>HASLAM</b> Leon (GBR)	129	386	38	8	4 4	4 2	11 2	10 6	7 8	6 6	8 5	3 3	6 1	9 5	5 4
13	<b>DAVIES</b> Chaz (GBR)	124	391	5	11 6	10 1	20 1	5 2	9 7	9 13	4 1	4 3	9 11	6 2	6 6	10 7
14	<b>BAZ</b> Loris (FRA)	53	462	71											10 7	16 13
15	<b>NOZANE</b> Kohta (JPN)	52	463	1	2 1	4 1	1 3	3 3	3 3	4 2	2 2	5 5	2 2	5 6	3 3	2 3
16	<b>RABAT</b> Tito (ESP)	46	469	6		7 6	1 2	2 2	2 2	5 5	3 3	4 5	2 1	2 1	3 3	5 5
17	<b>MAHIAS</b> Lucas (FRA)	44	471	2	1 6	3 2	2 2	5 5	7 4	7 4	3 3	3 3	3 3	3 3	3 3	3 3
18	<b>LAVERTY</b> Eugene (IRL)	40	475	4		7 2	1 1	3 1	3 1	3 1	3 1	3 1	3 1	4 5	7 6	3 3
19	<b>VINALES</b> Isaac (ESP)	32	483	8	3 3	3 3	1 1	1 1	5 2	4 4	4 4	4 4	1 1	2 1	2 1	5 4
20	<b>PONSSON</b> Christophe (FRA)	31	484	1	1	1	1	1	5 1	1 3	1 3	3 4	3 4	3 1	6 2	6 2
21	<b>MERCADO</b> Leandro (ARG)	25	490	6					4 3	4 3	4 3	4 3	1 1	1 2	1 8	5 5
22	<b>FOLGER</b> Jonas (GER)	21	494	4	8	8	8	8				2 4	2 4	2 3	1 1	1 1
23	<b>CAVALIERI</b> Samuele (ITA)	12	503	9										4 2	4 2	2 2
24	<b>FRITZ</b> Marvin (GER)	6	509	6						6	6	6	6			
25	<b>CRESSON</b> Loris (BEL)	3	512	3					3	3	3	3	3			
26	<b>MANTOVANI</b> Andrea (ITA)	2	513	1					2	2	2	2	2			

17/10/2021

These data/results cannot be reproduced, stored and/or transmitted in whole or in part by any manner of electronic, mechanical, photocopying, recording, broadcasting or otherwise now known or herein after developed without the previous express consent by the copyright owner, except for reproduction in daily press and regular printed publications on sale to the public within 60 days of the event related to those data/results and always provided that copyright symbol appears together as follows below.

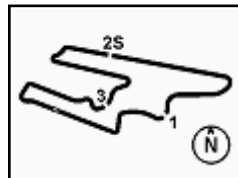
© DORNA WSBK ORGANIZATION Srl 2021

**FICR PERUGIA TIMING**


Official Tyre Supplier



Official Timekeeper



San Juan Villicum Circuit 4.276 m

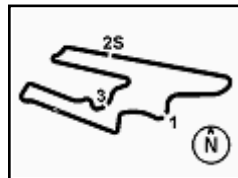
	Points	Points From First	Points From Previous	May	May	June	July	July	August	August	September	September	September	October	October	November	
				ARAGON	ESTORIL	MISANO	DONINGTON	ASSEN	MOST	NAVARRA	MAGNY-COURS	BARCELONA	JEREZ	PORTIMAO	VILLICUM	MANDALIKA	
27 <b>MOSSEY</b> Luke (GBR)	2	513	0				2										

17/10/2021

These data/results cannot be reproduced, stored and/or transmitted in whole or in part by any manner of electronic, mechanical, photocopying, recording, broadcasting or otherwise now known or herein after developed without the previous express consent by the copyright owner, except for reproduction in daily press and regular printed publications on sale to the public within 60 days of the event related to those data/results and always provided that copyright symbol appears together as follows below.

© DORNA WSBK ORGANIZATION Srl 2021





Motul Argentinean Round, 15-17 October 2021  
Championship Standings

San Juan Villicum Circuit 4.276 m

3 / 3

Points	Points From First	Points From Previous	Independent Riders																
			May ARAGON	May ESTORIL	June MISANO	July DONINGTON	July ASSEN	August MOST	August NAVARRA	September MAGNY-COURS	September BARCELONA	September JEREZ	October PORTIMAO	October VILLICUM	November MANDALIKA				
1	GERLOFF Garrett (USA)	205	7 9 7	13 6	4 11 2	9 20 5	10 2	10 8 4	7 1	5 7	9 2	6 6	10 11 2	9 3					
2	BASSANI Axel (ITA)	186 19	4 2	5 5	9 9 4	6 3	6 7	11 2	8 6	8 5	20 8 4	8 10	9 7 3	11 6					
3	DAVIES Chaz (GBR)	124 81 62	11 6	10 20 1		5 9 2	7 13 1	4	3	9 11 2	6			4					
4	BAZ Loris (FRA)	53 152 71										10 7	16 13 7						
5	NOZANE Kohta (JPN)	52 153 1	2 4 1	1 3	3 3		4	2 2	5	2	5 6	3	2 3	1					
6	RABAT Tito (ESP)	46 159 6		7 6	1 2	2	5	3	4 5	2 1			3	5					
7	MAHIAS Lucas (FRA)	44 161 2	1 6	3 2	5 5	7 4 3			2	3	3								
8	VINALES Isaac (ESP)	32 173 12	3 3	1		1	5 2	4		1	2 1		5 4						
9	PONSSON Christophe (FRA)	31 174 1	1					5 1	1 3	3 4	3 1	6 2							
10	MERCADO Leandro (ARG)	25 180 6					4 3		1		1 2	1	8 5						
11	FOLGER Jonas (GER)	21 184 4	8						2 4			2 3	1 1						
12	LAVERTY Eugene (IRL)	14 191 7		7 2	1 3 1														
13	CAVALIERI Samuele (ITA)	12 193 2									4	2 4	2						
14	FRITZ Marvin (GER)	6 199 6						6											
15	CRESSON Loris (BEL)	3 202 3					3												
16	MANTOVANI Andrea (ITA)	2 203 1					2												
17	MOSSEY Luke (GBR)	2 203 0				2													

17/10/2021

These data/results cannot be reproduced, stored and/or transmitted in whole or in part by any manner of electronic, mechanical, photocopying, recording, broadcasting or otherwise now known or herein after developed without the previous express consent by the copyright owner, except for reproduction in daily press and regular printed publications on sale to the public within 60 days of the event related to those data/results and always provided that copyright symbol appears together as follows below.

© DORNA WSBK ORGANIZATION Srl 2021

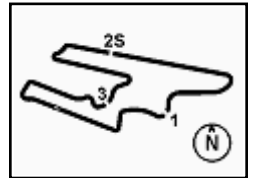
FICR PERUGIA TIMING



Official Tyre Supplier



Official Timekeeper

**Motul Argentinean Round, 15-17 October 2021****Starting Grid - Race 2 (21 Laps x 4,276 km = 89,796 km)**

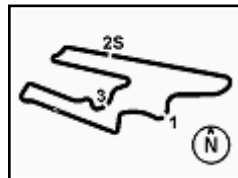
San Juan Villicum Circuit 4.276 m

3	1 REA J. Kawasaki	2	45 REDDING S. Ducati	1	54 RAZGATLIOGLU T. Yamaha	1
6	55 LOCATELLI A. Yamaha	5	60 VAN DER MARK M. BMW	4	47 BASSANI A. Ducati	2
9	91 HASLAM L. Honda	8	21 RINALDI M. Ducati	7	31 GERLOFF G. Yamaha	3
12	7 DAVIES C. Ducati	11	50 LAVERTY E. BMW	10	32 VINALES I. Kawasaki	4
15	76 CAVALIERI S. Ducati	14	19 BAUTISTA A. Honda	13	36 MERCADO L. Honda	5
18	23 PONSSON C. Yamaha	17	53 RABAT T. Kawasaki	16	3 NOZANE K. Yamaha	6
		20	39 SOLORZA M. Kawasaki	19	4 RIBODINO L. Kawasaki	7

N.22 (Lowe A.) will not take part in the race. Declared unfit after SP Race

17/10/2021 The Race Director .....

These data/results cannot be reproduced, stored and/or transmitted in whole or in part by any manner of electronic, mechanical, photocopying, recording, broadcasting or otherwise now known or herein after developed without the previous express consent by the copyright owner, except for reproduction in daily press and regular printed publications on sale to the public within 60 days of the event related to those data/results and always provided that copyright symbol appears together as follows below. © DORNA WSBK ORGANIZATION Srl 2021



San Juan Villicum Circuit 4.276 m

**1 / 3**
**Motul Argentinean Round, 15-17 October 2021**
**Lap Chart Tissot Superpole Race**

Lap										
	1	2	3	4	5	6	7	8	9	10
1	54	54	54	54	54	54	54	54	54	54
2	45	45	45	45	45	45	45	45	45	45
3	1	1	1	1	1	1	1	1	1	1
4	22	22	47	47	47	47	47	47	47	47
5	47	47	22	22	22	22	22	22	60	60
6	55	55	55	55	55	21	21	60	55	55
7	60	60	21	21	21	55	60	55	31	31
8	21	21	60	60	60	60	55	31	21	21
9	31	31	31	31	31	31	31	21	22	22
10	91	91	91	91	91	91	91	91	91	91
11	36	36	50	19	19	19	19	19	19	19
12	50	50	19	50	50	50	50	50	53	53
13	32	19	36	36	36	53	53	53	50	7
14	19	32	32	3	53	7	3	7	7	3
15	3	3	3	32	3	3	7	3	3	50
16	53	53	53	53	7	36	36	36	36	36
17	7	7	7	7	32	32	32	32	32	32
18	23	23	23	76	76	76	76	76	76	76
19	76	76	76	23	23	23	23	23	23	23
20	39	4	4	4	4	4	4	4	4	4
21	4	39	39	39	39	39	39	39	39	39

Final Result		
1	<b>54</b> T. RAZGATLIOGLU	Laps 10
2	<b>45</b> S. REDDING	0.046
3	<b>1</b> J. REA	3.419
4	<b>47</b> A. BASSANI	5.407
5	<b>60</b> M. VAN DER MARK	8.556
6	<b>55</b> A. LOCATELLI	9.608
7	<b>31</b> G. GERLOFF	9.821
8	<b>21</b> M. RINALDI	10.415
9	<b>22</b> A. LOWES	12.063
10	<b>91</b> L. HASLAM	15.170
11	<b>19</b> A. BAUTISTA	15.685
12	<b>53</b> T. RABAT	18.017
13	<b>7</b> C. DAVIES	18.470
14	<b>3</b> K. NOZANE	20.327
15	<b>50</b> E. LAVERTY	20.341
16	<b>36</b> L. MERCADO	21.262
17	<b>32</b> I. VINALES	21.534
18	<b>76</b> S. CAVALIERI	26.152
19	<b>23</b> C. PONSSON	27.693
20	<b>4</b> L. RIBODINO	47.417
21	<b>39</b> M. SOLORZA	51.079

17/10/2021

These data/results cannot be reproduced, stored and/or transmitted in whole or in part by any manner of electronic, mechanical, photocopying, recording, broadcasting or otherwise now known or herein after developed without the previous express consent by the copyright owner, except for reproduction in daily press and regular printed publications on sale to the public within 60 days of the event related to those data/results and always provided that copyright symbol appears together as follows below.

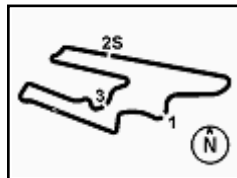
© DORNA WSBK ORGANIZATION Srl 2021

**FCR PERUGIA TIMING**


Official Tyre Supplier



Official Timekeeper


**Motul Argentinean Round, 15-17 October 2021**
**Lap Chart Tissot Superpole Race**

San Juan Villicum Circuit 4.276 m

**2 / 3**
**Lap 1**

1	<b>54</b>	T.Razgatioglu	1'40.641
2	<b>45</b>	S.Redding	0.271
3	<b>1</b>	J.Rea	0.786
4	<b>22</b>	A.Lowes	0.903
5	<b>47</b>	A.Bassani	1.545
6	<b>55</b>	A.Locatelli	1.806
7	<b>60</b>	M.van der Mark	2.048
8	<b>21</b>	M.Rinaldi	2.350
9	<b>31</b>	G.Gerloff	2.553
10	<b>91</b>	L.Haslam	3.492
11	<b>36</b>	L.Mercado	3.648
12	<b>50</b>	E.Laverty	3.808
13	<b>32</b>	I.Vinales	4.222
14	<b>19</b>	A.Bautista	4.608
15	<b>3</b>	K.Nozone	4.689
16	<b>53</b>	T.Rabat	4.829
17	<b>7</b>	C.Davies	5.009
18	<b>23</b>	C.Ponsson	5.530
19	<b>76</b>	S.Cavallieri	5.716
20	<b>39</b>	M.Solorza	7.467
21	<b>4</b>	L.Ribodino	7.816

5	<b>22</b>	A.Lowes	3.778
6	<b>55</b>	A.Locatelli	4.791
7	<b>21</b>	M.Rinaldi	5.025
8	<b>60</b>	M.van der Mark	5.351
9	<b>31</b>	G.Gerloff	5.520
10	<b>91</b>	L.Haslam	6.376
11	<b>19</b>	A.Bautista	9.234
12	<b>50</b>	E.Laverty	9.392
13	<b>36</b>	L.Mercado	9.702
14	<b>3</b>	K.Nozone	9.876
15	<b>32</b>	I.Vinales	10.231
16	<b>53</b>	T.Rabat	10.297
17	<b>7</b>	C.Davies	10.543
18	<b>76</b>	S.Cavallieri	12.541
19	<b>23</b>	C.Ponsson	13.309
20	<b>4</b>	L.Ribodino	21.221
21	<b>39</b>	M.Solorza	22.454

11	<b>19</b>	A.Bautista	12.790
12	<b>50</b>	E.Laverty	13.859
13	<b>53</b>	T.Rabat	14.775
14	<b>3</b>	K.Nozone	15.559
15	<b>7</b>	C.Davies	15.790
16	<b>36</b>	L.Mercado	15.942
17	<b>32</b>	I.Vinales	16.347
18	<b>76</b>	S.Cavallieri	19.142
19	<b>23</b>	C.Ponsson	21.477
20	<b>4</b>	L.Ribodino	34.313
21	<b>39</b>	M.Solorza	35.666

17	<b>32</b>	I.Vinales	21.534
18	<b>76</b>	S.Cavallieri	26.152
19	<b>23</b>	C.Ponsson	27.693
20	<b>4</b>	L.Ribodino	47.417
21	<b>39</b>	M.Solorza	51.079

**Lap 8**

1	<b>54</b>	T.Razgatioglu	13'04.497
2	<b>45</b>	S.Redding	0.439
3	<b>1</b>	J.Rea	2.875
4	<b>47</b>	A.Bassani	5.011
5	<b>22</b>	A.Lowes	7.910
6	<b>60</b>	M.van der Mark	8.560
7	<b>55</b>	A.Locatelli	9.055
8	<b>31</b>	G.Gerloff	9.334
9	<b>21</b>	M.Rinaldi	9.456
10	<b>91</b>	L.Haslam	12.180
11	<b>19</b>	A.Bautista	14.244
12	<b>50</b>	E.Laverty	15.913
13	<b>53</b>	T.Rabat	16.078
14	<b>7</b>	C.Davies	16.958
15	<b>3</b>	K.Nozone	17.296
16	<b>36</b>	L.Mercado	17.939
17	<b>32</b>	I.Vinales	18.280
18	<b>76</b>	S.Cavallieri	21.852
19	<b>23</b>	C.Ponsson	24.193
20	<b>4</b>	L.Ribodino	38.811
21	<b>39</b>	M.Solorza	40.552

**Lap 2**

1	<b>54</b>	T.Razgatioglu	3'18.458
2	<b>45</b>	S.Redding	0.183
3	<b>1</b>	J.Rea	0.822
4	<b>22</b>	A.Lowes	1.622
5	<b>47</b>	A.Bassani	1.800
6	<b>55</b>	A.Locatelli	2.620
7	<b>60</b>	M.van der Mark	3.082
8	<b>21</b>	M.Rinaldi	3.388
9	<b>31</b>	G.Gerloff	3.618
10	<b>91</b>	L.Haslam	4.370
11	<b>36</b>	L.Mercado	5.361
12	<b>50</b>	E.Laverty	5.593
13	<b>19</b>	A.Bautista	6.045
14	<b>32</b>	I.Vinales	6.287
15	<b>3</b>	K.Nozone	6.438
16	<b>53</b>	T.Rabat	6.608
17	<b>7</b>	C.Davies	6.843
18	<b>23</b>	C.Ponsson	7.979
19	<b>76</b>	S.Cavallieri	8.242
20	<b>4</b>	L.Ribodino	12.110
21	<b>39</b>	M.Solorza	12.951

**Lap 5**

1	<b>54</b>	T.Razgatioglu	8'11.366
2	<b>45</b>	S.Redding	0.917
3	<b>1</b>	J.Rea	1.621
4	<b>47</b>	A.Bassani	3.635
5	<b>22</b>	A.Lowes	4.642
6	<b>55</b>	A.Locatelli	5.609
7	<b>21</b>	M.Rinaldi	5.788
8	<b>60</b>	M.van der Mark	6.012
9	<b>31</b>	G.Gerloff	6.309
10	<b>91</b>	L.Haslam	7.656
11	<b>19</b>	A.Bautista	10.760
12	<b>50</b>	E.Laverty	10.992
13	<b>36</b>	L.Mercado	11.789
14	<b>53</b>	T.Rabat	11.890
15	<b>3</b>	K.Nozone	12.081
16	<b>7</b>	C.Davies	12.215
17	<b>32</b>	I.Vinales	12.483
18	<b>76</b>	S.Cavallieri	14.788
19	<b>23</b>	C.Ponsson	16.376
20	<b>4</b>	L.Ribodino	25.470
21	<b>39</b>	M.Solorza	26.772

**Lap 9**

1	<b>54</b>	T.Razgatioglu	14'42.225
2	<b>45</b>	S.Redding	0.121
3	<b>1</b>	J.Rea	3.492
4	<b>47</b>	A.Bassani	5.486
5	<b>60</b>	M.van der Mark	8.972
6	<b>55</b>	A.Locatelli	9.700
7	<b>31</b>	G.Gerloff	10.141
8	<b>21</b>	M.Rinaldi	10.491
9	<b>22</b>	A.Lowes	11.462
10	<b>91</b>	L.Haslam	13.966
11	<b>19</b>	A.Bautista	15.447
12	<b>53</b>	T.Rabat	17.584
13	<b>50</b>	E.Laverty	18.448
14	<b>7</b>	C.Davies	18.666
15	<b>3</b>	K.Nozone	18.853
16	<b>36</b>	L.Mercado	20.045
17	<b>32</b>	I.Vinales	20.223
18	<b>76</b>	S.Cavallieri	24.415
19	<b>23</b>	C.Ponsson	26.488
20	<b>4</b>	L.Ribodino	43.931
21	<b>39</b>	M.Solorza	45.140

**Lap 3**

1	<b>54</b>	T.Razgatioglu	4'56.037
2	<b>45</b>	S.Redding	0.833
3	<b>1</b>	J.Rea	1.109
4	<b>47</b>	A.Bassani	2.844
5	<b>22</b>	A.Lowes	3.115
6	<b>55</b>	A.Locatelli	3.987
7	<b>21</b>	M.Rinaldi	4.309
8	<b>60</b>	M.van der Mark	4.544
9	<b>31</b>	G.Gerloff	4.932
10	<b>91</b>	L.Haslam	5.600
11	<b>50</b>	E.Laverty	7.308
12	<b>19</b>	A.Bautista	7.695
13	<b>36</b>	L.Mercado	7.878
14	<b>32</b>	I.Vinales	8.082
15	<b>3</b>	K.Nozone	8.265
16	<b>53</b>	T.Rabat	8.576
17	<b>7</b>	C.Davies	8.932
18	<b>23</b>	C.Ponsson	10.481
19	<b>76</b>	S.Cavallieri	10.513
20	<b>4</b>	L.Ribodino	17.156
21	<b>39</b>	M.Solorza	17.947

**Lap 6**

1	<b>54</b>	T.Razgatioglu	9'49.064
2	<b>45</b>	S.Redding	0.564
3	<b>1</b>	J.Rea	1.840
4	<b>47</b>	A.Bassani	4.174
5	<b>22</b>	A.Lowes	5.505
6	<b>21</b>	M.Rinaldi	6.468
7	<b>55</b>	A.Locatelli	6.699
8	<b>60</b>	M.van der Mark	6.843
9	<b>31</b>	G.Gerloff	7.028
10	<b>91</b>	L.Haslam	9.023
11	<b>19</b>	A.Bautista	12.051
12	<b>50</b>	E.Laverty	12.486
13	<b>53</b>	T.Rabat	13.428
14	<b>7</b>	C.Davies	13.543
15	<b>3</b>	K.Nozone	14.166
16	<b>36</b>	L.Mercado	14.265
17	<b>32</b>	I.Vinales	14.552
18	<b>76</b>	S.Cavallieri	16.885
19	<b>23</b>	C.Ponsson	19.098
20	<b>4</b>	L.Ribodino	30.265
21	<b>39</b>	M.Solorza	31.367

**Lap 10**

1	<b>54</b>	T.Razgatioglu	16'20.713
2	<b>45</b>	S.Redding	0.046
3	<b>1</b>	J.Rea	3.419
4	<b>47</b>	A.Bassani	5.407
5	<b>60</b>	M.van der Mark	8.556
6	<b>55</b>	A.Locatelli	9.608
7	<b>31</b>	G.Gerloff	9.821
8	<b>21</b>	M.Rinaldi	10.415
9	<b>22</b>	A.Lowes	12.063
10	<b>91</b>	L.Haslam	15.170
11	<b>19</b>	A.Bautista	15.685
12	<b>53</b>	T.Rabat	18.017
13	<b>7</b>	C.Davies	18.470
14	<b>3</b>	K.Nozone	20.327
15	<b>50</b>	E.Laverty	20.341
16	<b>36</b>	L.Mercado	21.262

**Lap 4**

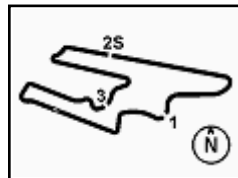
1	<b>54</b>	T.Razgatioglu	6'33.719
2	<b>45</b>	S.Redding	0.952
3	<b>1</b>	J.Rea	1.456
4	<b>47</b>	A.Bassani	3.253

17/10/2021

These data/results cannot be reproduced, stored and/or transmitted in whole or in part by any manner of electronic, mechanical, photocopying, recording, broadcasting or otherwise now known or herein after developed without the previous express consent by the copyright owner, except for reproduction in daily press and regular printed publications on sale to the public within 60 days of the event related to those data/results and always provided that copyright symbol appears together as follows below.

© DORNA WSBK ORGANIZATION Srl 2021




**Motul Argentinean Round, 15-17 October 2021**
**Lap Chart Tissot Superpole Race**

San Juan Villicum Circuit 4.276 m

3 / 3

**Race Pace Comparison**

	54 Raz	45 Red	1 Rea	47 Bas	60 vdM	55 Loc	31 Ger	21 Rin	22 Low	91 Has	19 Bau	53 Rab	7 Dav	3 Noz
1	1'40.641	1'40.912	1'41.427	1'42.186	1'42.689	1'42.447	1'43.194	1'42.991	1'41.544	1'44.133	1'45.249	1'45.470	1'45.650	1'45.330
2	1'37.817	1'37.729	1'37.853	1'38.072	1'38.851	1'38.631	1'38.882	1'38.855	1'38.536	1'38.695	1'39.254	1'39.596	1'39.651	1'39.566
3	1'37.579	1'38.229	1'37.866	1'38.623	1'39.041	1'38.946	1'38.893	1'38.500	1'39.072	1'38.809	1'39.229	1'39.547	1'39.668	1'39.406
4	1'37.682	1'37.801	1'38.029	1'38.091	1'38.489	1'38.486	1'38.270	1'38.398	<b>1'38.345</b>	<b>1'38.458</b>	1'39.221	1'39.403	1'39.293	1'39.293
5	1'37.647	1'37.612	<b>1'37.812</b>	1'38.029	1'38.308	1'38.465	1'38.436	1'38.410	1'38.511	1'38.927	1'39.173	1'39.240	1'39.319	1'39.852
6	1'37.698	<b>1'37.345</b>	1'37.917	1'38.237	1'38.529	1'38.788	1'38.417	<b>1'38.378</b>	1'38.561	1'39.065	1'38.989	1'39.236	1'39.026	1'39.783
7	1'37.931	1'37.782	1'38.146	<b>1'37.966</b>	1'38.438	1'38.892	1'38.739	1'38.647	1'38.910	1'39.164	<b>1'38.670</b>	1'39.278	1'40.178	1'39.324
8	<b>1'37.502</b>	1'37.526	1'38.322	1'38.304	1'38.712	1'38.897	1'39.000	1'39.774	1'38.928	1'39.426	1'38.956	<b>1'38.805</b>	1'38.670	<b>1'39.239</b>
9	1'37.728	1'37.410	1'38.345	1'38.203	1'38.140	<b>1'38.373</b>	1'38.535	1'38.763	1'41.280	1'39.514	1'38.931	1'39.234	1'39.436	1'39.285
10	1'38.488	1'38.413	1'38.415	1'38.409	<b>1'38.072</b>	1'38.396	<b>1'38.168</b>	1'38.412	1'39.089	1'39.692	1'38.726	1'38.921	<b>1'38.292</b>	1'39.962

	50 Lav	36 Mer	32 Vin	76 Cav	23 Pon	4 Rib	39 Sol
1	1'44.449	1'44.289	1'44.863	1'46.357	1'46.171	1'48.457	1'48.108
2	1'39.602	1'39.530	1'39.882	1'40.343	1'40.266	1'42.111	1'43.301
3	1'39.294	1'40.096	<b>1'39.374</b>	1'39.850	1'40.081	1'42.625	1'42.575
4	1'39.766	1'39.506	1'39.831	<b>1'39.710</b>	1'40.510	<b>1'41.747</b>	1'42.189
5	1'39.247	1'39.734	1'39.899	1'39.894	1'40.714	1'41.896	<b>1'41.965</b>
6	<b>1'39.192</b>	1'40.174	1'39.767	1'39.795	1'40.420	1'42.493	1'42.293
7	1'39.304	1'39.608	1'39.726	1'40.188	1'40.310	1'41.979	1'42.230
8	1'39.556	<b>1'39.499</b>	1'39.435	1'40.212	1'40.218	1'42.000	1'42.388
9	1'40.263	1'39.834	1'39.671	1'40.291	1'40.023	1'42.848	1'42.316
10	1'40.381	1'39.705	1'39.799	1'40.225	<b>1'39.693</b>	1'41.974	1'44.427

17/10/2021

These data/results cannot be reproduced, stored and/or transmitted in whole or in part by any manner of electronic, mechanical, photocopying, recording, broadcasting or otherwise now known or herein after developed without the previous express consent by the copyright owner, except for reproduction in daily press and regular printed publications on sale to the public within 60 days of the event related to those data/results and always provided that copyright symbol appears together as follows below.

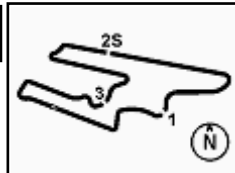
© DORNA WSBK ORGANIZATION Srl 2021

**FIGR PERUGIA TIMING**


Official Tyre Supplier



Official Timekeeper



## Motul Argentinean Round, 15-17 October 2021 Best Sectors & Speed Tissot Superpole Race

San Juan Villicum Circuit 4.276 m

**RESULTS**

Pos	Rank	Name	Motorcycle	Laps	Time
1	54	T. RAZGATLIOGLU	Yamaha YZF R1	10	
2	45	S. REDDING	Ducati Panigale V4 R		0.046
3	1	J. REA	Kawasaki ZX-10RR		3.419
4	47	A. BASSANI	Ducati Panigale V4 R		5.407
5	60	M. VAN DER MARK	BMW M 1000 RR		8.556
6	55	A. LOCATELLI	Yamaha YZF R1		9.608
7	31	G. GERLOFF	Yamaha YZF R1		9.821
8	21	M. RINALDI	Ducati Panigale V4 R		10.415
9	22	A. LOWES	Kawasaki ZX-10RR		12.063
10	91	L. HASLAM	Honda CBR1000 RR-R		15.170
11	19	A. BAUTISTA	Honda CBR1000 RR-R		15.685
12	53	T. RABAT	Kawasaki ZX-10RR		18.017
13	7	C. DAVIES	Ducati Panigale V4 R		18.470
14	3	K. NOZANE	Yamaha YZF R1		20.327
15	50	E. LAVERTY	BMW M 1000 RR		20.341
16	36	L. MERCADO	Honda CBR1000 RR-R		21.262
17	32	I. VINALES	Kawasaki ZX-10RR		21.534
18	76	S. CAVALIERI	Ducati Panigale V4 R		26.152
19	23	C. PONSSON	Yamaha YZF R1		27.693
20	4	L. RIBODINO	Kawasaki ZX-10RR		47.417
21	39	M. SOLORZA	Kawasaki ZX-10RR		51.079

**SPEED**

Pos	Rank	Name	Motorcycle	Speed
1	7	C. DAVIES	Ducati Panigale V4 R	315.9
2	45	S. REDDING	Ducati Panigale V4 R	313.2
3	19	A. BAUTISTA	Honda CBR1000 RR-R	311.4
4	60	M. VAN DER MARK	BMW M 1000 RR	310.5
5	31	G. GERLOFF	Yamaha YZF R1	310.5
6	47	A. BASSANI	Ducati Panigale V4 R	309.6
7	21	M. RINALDI	Ducati Panigale V4 R	309.6
8	54	T. RAZGATLIOGLU	Yamaha YZF R1	308.7
9	1	J. REA	Kawasaki ZX-10RR	307.8
10	91	L. HASLAM	Honda CBR1000 RR-R	307.8
11	53	T. RABAT	Kawasaki ZX-10RR	307.0
12	50	E. LAVERTY	BMW M 1000 RR	307.0
13	22	A. LOWES	Kawasaki ZX-10RR	307.0
14	55	A. LOCATELLI	Yamaha YZF R1	306.1
15	3	K. NOZANE	Yamaha YZF R1	304.4
16	76	S. CAVALIERI	Ducati Panigale V4 R	303.5
17	23	C. PONSSON	Yamaha YZF R1	301.8
18	32	I. VINALES	Kawasaki ZX-10RR	301.0
19	36	L. MERCADO	Honda CBR1000 RR-R	301.0
20	4	L. RIBODINO	Kawasaki ZX-10RR	300.2
21	39	M. SOLORZA	Kawasaki ZX-10RR	290.5

**SEG. 1**

1	45	S. REDDING	21.181
2	47	A. BASSANI	21.225
3	54	T. RAZGATLIOGLU	21.250
4	60	M. VAN DER MARK	21.254
5	1	J. REA	21.279
6	21	M. RINALDI	21.348
7	53	T. RABAT	21.352
8	31	G. GERLOFF	21.388
9	91	L. HASLAM	21.391
10	55	A. LOCATELLI	21.393
11	19	A. BAUTISTA	21.415
12	7	C. DAVIES	21.431
13	22	A. LOWES	21.444
14	3	K. NOZANE	21.555
15	50	E. LAVERTY	21.580
16	32	I. VINALES	21.590
17	76	S. CAVALIERI	21.602
18	36	L. MERCADO	21.617
19	23	C. PONSSON	21.710
20	39	M. SOLORZA	22.103
21	4	L. RIBODINO	22.165

**SEG. 2**

1	47	A. BASSANI	25.117
2	45	S. REDDING	25.129
3	21	M. RINALDI	25.167
4	60	M. VAN DER MARK	25.189
5	91	L. HASLAM	25.206
6	31	G. GERLOFF	25.220
7	1	J. REA	25.224
8	54	T. RAZGATLIOGLU	25.235
9	19	A. BAUTISTA	25.239
10	7	C. DAVIES	25.256
11	22	A. LOWES	25.335
12	53	T. RABAT	25.377
13	55	A. LOCATELLI	25.378
14	50	E. LAVERTY	25.381
15	3	K. NOZANE	25.433
16	36	L. MERCADO	25.452
17	76	S. CAVALIERI	25.462
18	32	I. VINALES	25.539
19	23	C. PONSSON	25.544
20	4	L. RIBODINO	26.042
21	39	M. SOLORZA	26.383

**SEG. 3**

1	54	T. RAZGATLIOGLU	25.046
2	45	S. REDDING	25.188
3	1	J. REA	25.263
4	31	G. GERLOFF	25.383
5	22	A. LOWES	25.410
6	60	M. VAN DER MARK	25.455
7	47	A. BASSANI	25.465
8	7	C. DAVIES	25.475
9	55	A. LOCATELLI	25.484
10	91	L. HASLAM	25.549
11	53	T. RABAT	25.571
12	21	M. RINALDI	25.630
13	19	A. BAUTISTA	25.657
14	3	K. NOZANE	25.709
15	76	S. CAVALIERI	25.779
16	32	I. VINALES	25.807
17	50	E. LAVERTY	25.815
18	23	C. PONSSON	25.837
19	36	L. MERCADO	25.848
20	4	L. RIBODINO	26.292
21	39	M. SOLORZA	26.342

**SEG. 4**

1	45	S. REDDING	25.738
2	54	T. RAZGATLIOGLU	25.825
3	1	J. REA	25.905
4	60	M. VAN DER MARK	25.911
5	21	M. RINALDI	25.941
6	31	G. GERLOFF	25.949
7	55	A. LOCATELLI	25.952
8	47	A. BASSANI	25.965
9	22	A. LOWES	25.983
10	7	C. DAVIES	26.026
11	53	T. RABAT	26.117
12	3	K. NOZANE	26.118
13	50	E. LAVERTY	26.126
14	36	L. MERCADO	26.159
15	91	L. HASLAM	26.177
16	32	I. VINALES	26.206
17	19	A. BAUTISTA	26.222
18	76	S. CAVALIERI	26.442
19	23	C. PONSSON	26.472
20	39	M. SOLORZA	27.037
21	4	L. RIBODINO	27.088

17/10/2021

These data/results cannot be reproduced, stored and/or transmitted in whole or in part by any manner of electronic, mechanical, photocopying, recording, broadcasting or otherwise now known or herein after developed without the previous express consent by the copyright owner, except for reproduction in daily press and regular printed publications on sale to the public within 60 days of the event related to those data/results and always provided that copyright symbol appears together as follows below.

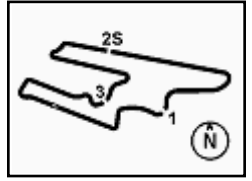
© DORNA WSBK ORGANIZATION Srl 2021

**FICR PERUGIA TIMING**


Official Tyre Supplier



Official Timekeeper



## Motul Argentinean Round, 15-17 October 2021

### Chronological Analysis Tissot Superpole Race

San Juan Villicum Circuit 4.276 m

Start at 12:00'28.252

1 / 3

1° 54 T. RAZGATLIOGLU (1'37.502)							
Lap	Seg.1	Seg.2	Seg.3	Seg.4	Lap Time	km/h	Local Time
1		25.510	25.166	26.024	1'40.641	301,8	12:02'08.893
2	21.312	25.307	25.259	25.939	1'37.817	304,4	12:03'46.710
3	21.315	25.312	25.099	25.853	1'37.579	303,5	12:05'24.289
4	21.293	25.350	<b>25.046</b>	25.993	1'37.682	307,0	12:07'01.971
5	21.400	25.294	25.128	<b>25.825</b>	1'37.647	306,1	12:08'39.618
6	21.341	25.244	25.221	25.892	1'37.698	307,0	12:10'17.316
7	21.354	25.246	25.314	26.017	1'37.931	307,0	12:11'55.247
8	<b>21.250</b>	<b>25.235</b>	25.172	25.845	<b>1'37.502</b>	307,0	12:13'32.749
9	21.313	25.265	25.138	26.012	1'37.728	<b>308,7</b>	12:15'10.477
10	21.326	25.694	25.296	26.172	1'38.488	304,4	12:16'48.965
Race Time 16'20.713							

2° 45 S. REDDING (1'37.345)							
Lap	Seg.1	Seg.2	Seg.3	Seg.4	Lap Time	km/h	Local Time
1		25.402	25.524	25.921	1'40.912	297,7	12:02'09.164
2	21.435	25.204	25.292	25.798	1'37.729	307,8	12:03'46.893
3	21.364	25.196	25.363	26.306	1'38.229	304,4	12:05'25.122
4	21.323	25.429	<b>25.188</b>	25.861	1'37.801	310,5	12:07'02.923
5	21.246	25.190	25.341	25.835	1'37.612	308,7	12:08'40.535
6	21.226	25.143	25.238	<b>25.738</b>	<b>1'37.345</b>	<b>313,2</b>	12:10'17.880
7	21.289	25.191	25.397	25.905	1'37.782	310,5	12:11'55.662
8	21.240	25.178	25.323	25.785	1'37.526	312,3	12:13'33.188
9	<b>21.181</b>	<b>25.129</b>	25.310	25.790	1'37.410	312,3	12:15'10.598
10	21.337	25.786	25.428	25.862	1'38.413	310,5	12:16'49.011
Race Time 16'20.759							

3° 1 J. REA (1'37.812)							
Lap	Seg.1	Seg.2	Seg.3	Seg.4	Lap Time	km/h	Local Time
1		25.422	25.607	26.210	1'41.427	296,9	12:02'09.679
2	<b>21.279</b>	<b>25.224</b>	25.266	26.084	1'37.853	307,0	12:03'47.532
3	21.417	25.262	<b>25.263</b>	25.924	1'37.866	304,4	12:05'25.398
4	21.444	25.272	25.334	25.979	1'38.029	306,1	12:07'03.427
5	21.377	25.253	25.277	<b>25.905</b>	<b>1'37.812</b>	305,2	12:08'41.239
6	21.338	25.235	25.347	25.997	1'37.917	<b>307,8</b>	12:10'19.156
7	21.393	25.262	25.459	26.032	1'38.146	<b>307,8</b>	12:11'57.302
8	21.364	25.443	25.335	26.180	1'38.322	306,1	12:13'35.624
9	21.411	25.306	25.478	26.150	1'38.345	307,0	12:15'13.969
10	21.379	25.317	25.378	26.341	1'38.415	306,1	12:16'52.384
Race Time 16'24.132							

4° 47 A. BASSANI (1'37.966)							
Lap	Seg.1	Seg.2	Seg.3	Seg.4	Lap Time	km/h	Local Time
1		25.260	25.789	26.161	1'42.186	303,5	12:02'10.438
2	21.460	<b>25.117</b>	25.530	<b>25.965</b>	1'38.072	<b>309,6</b>	12:03'48.510
3	21.660	25.175	25.673	26.115	1'38.623	306,1	12:05'27.133
4	21.295	25.194	25.498	26.104	1'38.091	<b>309,6</b>	12:07'05.224
5	<b>21.225</b>	25.289	25.525	25.990	1'38.029	306,1	12:08'43.253
6	21.358	25.205	<b>25.465</b>	26.209	1'38.237	308,7	12:10'21.490
7	21.240	25.188	25.517	26.021	<b>1'37.966</b>	<b>309,6</b>	12:11'59.456
8	21.403	25.265	25.556	26.080	1'38.304	308,7	12:13'37.760
9	21.243	25.288	25.524	26.148	1'38.203	<b>309,6</b>	12:15'15.963
10	21.349	25.277	25.605	26.178	1'38.409	308,7	12:16'54.372
Race Time 16'26.120							

5° 60 M. VAN DER MARK (1'38.072)							
Lap	Seg.1	Seg.2	Seg.3	Seg.4	Lap Time	km/h	Local Time
1		25.619	26.006	26.238	1'42.889	300,2	12:02'10.941
2	21.604	25.369	25.838	26.040	1'38.851	300,2	12:03'49.792
3	21.463	25.230	26.253	26.095	1'39.041	305,2	12:05'28.833
4	21.448	25.372	25.649	26.020	1'38.489	307,0	12:07'07.322
5	21.456	25.254	25.636	25.962	1'38.308	304,4	12:08'45.630
6	21.627	<b>25.189</b>	25.713	26.000	1'38.529	303,5	12:10'24.159
7	21.676	25.259	25.499	26.004	1'38.438	<b>310,5</b>	12:12'02.597
8	21.510	25.457	25.735	26.010	1'38.712	305,2	12:13'41.309

9	21.382	25.292	<b>25.455</b>	26.011	1'38.140	306,1	12:15'19.449
10	<b>21.254</b>	25.417	25.490	<b>25.911</b>	<b>1'38.072</b>	304,4	12:16'57.521
Race Time 16'29.269							

6° 55 A. LOCATELLI (1'38.373)							
Lap	Seg.1	Seg.2	Seg.3	Seg.4	Lap Time	km/h	Local Time
1		25.522	26.085	26.139	1'42.447	293,7	12:02'10.699
2	21.517	25.531	25.631	<b>25.952</b>	1'38.631	301,0	12:03'49.330
3	21.572	<b>25.378</b>	25.924	26.072	1'38.946	301,0	12:05'28.276
4	21.459	25.502	<b>25.484</b>	26.041	1'38.486	305,2	12:07'06.762
5	<b>21.393</b>	25.458	25.564	26.050	1'38.465	301,0	12:08'45.227
6	21.424	25.415	25.875	26.074	1'38.788	304,4	12:10'24.015
7	21.590	25.499	25.831	25.972	1'38.892	301,0	12:12'02.907
8	21.444	25.596	25.762	26.095	1'38.897	302,7	12:13'41.804
9	21.400	25.404	25.565	26.004	<b>1'38.373</b>	302,7	12:15'20.177
10	<b>21.393</b>	25.470	25.493	26.040	1'38.396	<b>306,1</b>	12:16'58.573
Race Time 16'30.321							

7° 31 G. GERLOFF (1'38.168)							
Lap	Seg.1	Seg.2	Seg.3	Seg.4	Lap Time	km/h	Local Time
1		25.552	26.198	26.284	1'43.194	291,3	12:02'11.446
2	21.659	25.556	25.582	26.085	1'38.882	303,5	12:03'50.328
3	21.555	25.417	25.608	26.313	1'38.893	303,5	12:05'29.221
4	21.459	25.400	<b>25.383</b>	26.028	1'38.270	306,1	12:07'07.491
5	21.508	25.399	25.580	<b>25.949</b>	1'38.436	304,4	12:08'45.927
6	21.556	25.319	25.542	26.000	1'38.417	306,1	12:10'24.344
7	21.876	25.225	25.600	26.038	1'38.739	<b>310,5</b>	12:12'03.083
8	21.468	25.623	25.794	26.115	1'39.000	305,2	12:13'42.083
9	21.586	25.395	25.497	26.057	1'38.535	306,1	12:15'20.618
10	<b>21.388</b>	<b>25.220</b>	25.424	26.136	<b>1'38.168</b>	307,0	12:16'58.786
Race Time 16'30.534							

8° 21 M. RINALDI (1'38.378)							
Lap	Seg.1	Seg.2	Seg.3	Seg.4	Lap Time	km/h	Local Time
1		25.292	26.125	26.276	1'42.991	302,7	12:02'11.243
2	21.580	25.224	26.009	26.042	1'38.855	299,3	12:03'50.098
3	21.465	25.169	25.893	25.973	1'38.500	302,7	12:05'28.598
4	21.440	25.311	25.706	<b>25.941</b>	1'38.398	301,0	12:07'06.996
5	21.451	25.343	<b>25.630</b>	25.986	1'38.410	307,0	12:08'45.406
6	21.514	25.171	25.673	26.020	<b>1'38.378</b>	308,7	12:10'23.784
7	21.499	25.457	25.663	26.028	1'38.647	<b>309,6</b>	12:12'02.431
8	21.501	25.734	26.196	26.343	1'39.774	303,5	12:13'42.205
9	21.929	25.239	25.641	25.954	1'38.763	305,2	12:15'20.968
10	<b>21.348</b>	<b>25.167</b>	25.709	26.188	1'38.412	307,0	12:16'59.380
Race Time 16'31.128							

9° 22 A. LOWES (1'38.345)							
Lap	Seg.1	Seg.2	Seg.3	Seg.4	Lap Time	km/h	Local Time
1		25.468	25.626	26.035	1'41.544	303,5	12:02'09.796
2	21.684	25.382	<b>25.410</b>	26.060	1'38.536	304,4	12:03'48.332
3	21.691	25.378	25.914	26.089	1'39.072	296,9	12:05'27.404
4	<b>21.444</b>	25.392	25.526	<b>25.983</b>	<b>1'38.345</b>	<b>307,0</b>	12:07'05.749
5	21.512	25.419	25.551	26.029	1'38.511	302,7	12:08'44.260
6	21.549	<b>25.335</b>	25.564	26.113	1'38.561	303,5	12:10'22.821
7	21.662	25.357	25.594	26.297	1'38.910	305,2	12:12'01.731
8	21.714	25.370	25.585	26.259	1'38.928	306,1	12:13'40.659
9	23.793	25.587	25.772	26.128	1'41.280	300,2	12:15'21.939
10	21.580	25.400	25.648	26.461	1'39.089	306,1	12:17'01.028
Race Time 16'32.776							

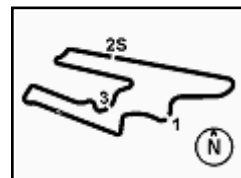
10° 91 L. HASLAM (1'38.458)							
Lap	Seg.1	Seg.2	Seg.3	Seg.4	Lap Time	km/h	Local Time
1		25.808	26.056	26.442	1'44.133	301,0	12:02'12.385
2	21.556	<b>25.206</b>	25.736	26.197	1'38.695	<b>307,8</b>	12:03'51.080
3	<b>21.391</b>	25.277	25.826	26.315	1'38.809	303,5	12:05'29.889
4	21.434	25.298	<b>25.549</b>	<b>26.177</b>	<b>1'38.458</b>	307,0	12:07'08.347
5	21.433	25.320	25.726	26.448	1'38.927	306,1	12:08'47.274

17/10/2021

P = Pits In/Out - C = Lap Time Cancelled

These data/results cannot be reproduced, stored and/or transmitted in whole or in part by any manner of electronic, mechanical, photocopying, recording, broadcasting or otherwise now known or herein after developed without the previous express consent by the copyright owner, except for reproduction in daily press and regular printed publications on sale to the public within 60 days of the event related to those data/results and always provided that copyright symbol appears together as follows below.

© DORNA WSBK ORGANIZATION Srl 2021



**Motul Argentinean Round, 15-17 October 2021**  
**Chronological Analysis Tissot Superpole Race**

San Juan Villicum Circuit 4.276 m

Start at 12:00'28.252

2 / 3

6	21.626	25.417	25.752	26.270	1'39.065	<b>307,8</b>	12:10'26.339	3	21.694	<b>25.381</b>	25.996	26.223	1'39.294	303,5	12:05'31.597
7	21.565	25.357	25.729	26.513	1'39.164	307,0	12:12'05.503	4	21.621	25.589	26.109	26.447	1'39.766	303,5	12:07'11.363
8	21.593	25.367	26.011	26.455	1'39.426	<b>307,8</b>	12:13'44.929	5	<b>21.580</b>	25.566	25.942	26.159	1'39.247	295,3	12:08'50.610
9	21.662	25.397	25.930	26.525	1'39.514	307,0	12:15'24.443	6	21.702	25.434	<b>25.815</b>	26.241	<b>1'39.192</b>	306,1	12:10'29.802
10	21.589	25.448	26.165	26.490	1'39.692	304,4	12:17'04.135	7	21.664	25.589	25.874	26.177	1'39.304	306,1	12:12'09.106

Race Time 16'35.883

8	21.627	25.555	25.980	26.394	1'39.556	305,2	12:13'48.662	8	21.627	25.555	25.980	26.394	1'39.556	305,2	12:13'48.662
9	21.664	26.081	26.165	26.353	1'40.263	303,5	12:15'28.925	9	21.664	26.081	26.165	26.353	1'40.263	303,5	12:15'28.925
10	22.190	25.589	25.905	26.697	1'40.381	<b>307,0</b>	12:17'09.306	10	22.190	25.589	25.905	26.697	1'40.381	<b>307,0</b>	12:17'09.306

Race Time 16'41.054

11° 19 A. BAUTISTA (1'38.670)							
Lap	Seg.1	Seg.2	Seg.3	Seg.4	Lap Time	km/h	Local Time
1		26.049	26.390	26.523	1'45.249	305,2	12:02'13.501
2	21.648	25.305	25.912	26.389	1'39.254	<b>311,4</b>	12:03'52.755
3	21.551	25.297	26.061	26.320	1'39.229	305,2	12:05'31.984
4	21.652	25.375	25.751	26.443	1'39.221	307,0	12:07'11.205
5	21.484	25.516	25.775	26.398	1'39.173	304,4	12:08'50.378
6	21.504	25.272	25.841	26.372	1'38.989	307,8	12:10'29.367
7	21.494	<b>25.239</b>	<b>25.657</b>	26.280	<b>1'38.670</b>	<b>311,4</b>	12:12'08.033
8	<b>21.415</b>	25.312	25.834	26.395	1'38.956	<b>311,4</b>	12:13'46.997
9	21.563	25.358	25.788	<b>26.222</b>	1'38.931	<b>311,4</b>	12:15'25.924
10	21.516	25.241	25.691	26.278	1'38.726	307,8	12:17'04.650

Race Time 16'36.398

16° 36 L. MERCADO (1'39.499)							
Lap	Seg.1	Seg.2	Seg.3	Seg.4	Lap Time	km/h	Local Time
1		25.893	26.385	26.258	1'44.289	294,5	12:02'12.541
2	21.710	25.625	26.036	<b>26.159</b>	1'39.530	297,7	12:03'52.071
3	21.700	25.667	26.351	26.378	1'40.096	292,1	12:05'32.167
4	21.703	<b>25.452</b>	25.944	26.407	1'39.506	296,9	12:07'11.673
5	21.663	25.660	26.029	26.382	1'39.734	294,5	12:08'51.407
6	21.913	25.752	26.304	26.205	1'40.174	297,7	12:10'31.581
7	21.732	25.595	25.906	26.375	1'39.608	299,3	12:12'11.189
8	21.725	25.587	<b>25.848</b>	26.339	<b>1'39.499</b>	299,3	12:13'50.688
9	<b>21.617</b>	25.750	26.124	26.343	1'39.834	298,5	12:15'30.522
10	21.677	25.734	26.041	26.253	1'39.705	<b>301,0</b>	12:17'10.227

Race Time 16'41.975

12° 53 T. RABAT (1'38.805)							
Lap	Seg.1	Seg.2	Seg.3	Seg.4	Lap Time	km/h	Local Time
1		26.420	26.444	26.470	1'45.470	291,3	12:02'13.722
2	21.904	<b>25.377</b>	26.167	26.148	1'39.596	296,1	12:03'53.318
3	21.927	25.411	26.092	<b>26.117</b>	1'39.547	300,2	12:05'32.865
4	21.698	25.545	25.986	26.174	1'39.403	296,1	12:07'12.268
5	21.658	25.520	25.766	26.296	1'39.240	300,2	12:08'51.508
6	21.481	25.512	25.922	26.321	1'39.236	296,9	12:10'30.744
7	21.534	25.491	26.016	26.237	1'39.278	304,4	12:12'10.022
8	<b>21.352</b>	25.513	<b>25.571</b>	26.369	<b>1'38.805</b>	303,5	12:13'48.827
9	21.628	25.478	25.831	26.297	1'39.234	<b>307,0</b>	12:15'28.061
10	21.454	25.556	25.758	26.153	1'38.921	301,8	12:17'06.982

Race Time 16'38.730

17° 32 I. VINALES (1'39.374)							
Lap	Seg.1	Seg.2	Seg.3	Seg.4	Lap Time	km/h	Local Time
1		26.064	26.402	26.385	1'44.863	<b>301,0</b>	12:02'13.115
2	21.756	25.685	26.101	26.340	1'39.882	290,5	12:03'52.997
3	<b>21.590</b>	<b>25.539</b>	26.000	26.245	<b>1'39.374</b>	296,1	12:05'32.371
4	21.743	25.640	26.090	26.358	1'39.831	296,9	12:07'12.202
5	21.938	25.561	26.142	26.258	1'39.899	285,9	12:08'52.101
6	21.878	25.740	25.935	26.214	1'39.767	297,7	12:10'31.868
7	21.836	25.685	25.890	26.315	1'39.726	296,1	12:12'11.594
8	21.743	25.679	<b>25.807</b>	<b>26.206</b>	1'39.435	296,1	12:13'51.029
9	21.709	25.603	26.077	26.282	1'39.671	292,9	12:15'30.700
10	21.658	25.717	26.051	26.373	1'39.799	292,1	12:17'10.499

Race Time 16'42.247

13° 7 C. DAVIES (1'38.292)							
Lap	Seg.1	Seg.2	Seg.3	Seg.4	Lap Time	km/h	Local Time
1		26.111	26.443	26.386	1'45.650	292,1	12:02'13.902
2	21.874	25.330	26.268	26.179	1'39.651	296,1	12:03'53.553
3	21.845	25.326	26.248	26.249	1'39.668	306,1	12:05'33.221
4	21.668	25.306	26.098	26.221	1'39.293	299,3	12:07'12.514
5	21.787	25.317	26.013	26.202	1'39.319	297,7	12:08'51.833
6	21.840	25.405	<b>25.475</b>	26.306	1'39.026	307,8	12:10'30.859
7	21.673	<b>25.256</b>	25.632	27.617	1'40.178	314,1	12:12'11.037
8	21.604	25.387	25.491	26.188	1'38.670	310,5	12:13'49.707
9	<b>21.431</b>	25.313	26.331	26.361	1'39.436	<b>315,9</b>	12:15'29.143
10	21.433	25.269	25.564	<b>26.026</b>	1'38.292	310,5	12:17'07.435

Race Time 16'39.183

18° 76 S. CAVALIERI (1'39.710)							
Lap	Seg.1	Seg.2	Seg.3	Seg.4	Lap Time	km/h	Local Time
1		26.425	26.603	26.726	1'46.357	281,5	12:02'14.609
2	22.029	25.515	26.251	26.548	1'40.343	285,9	12:03'54.952
3	21.802	<b>25.462</b>	26.144	<b>26.442</b>	1'39.850	299,3	12:05'34.802
4	21.784	25.633	<b>25.779</b>	26.514	<b>1'39.710</b>	296,1	12:07'14.512
5	21.694	25.735	25.860	26.605	1'39.894	296,9	12:08'54.406
6	<b>21.602</b>	25.689	25.938	26.566	1'39.795	300,2	12:10'34.201
7	21.745	25.781	26.010	26.652	1'40.188	301,8	12:12'14.389
8	21.713	25.758	26.083	26.658	1'40.212	302,7	12:13'54.601
9	21.748	25.719	26.124	26.700	1'40.291	302,7	12:15'34.892
10	21.726	25.780	26.065	26.654	1'40.225	<b>303,5</b>	12:17'15.117

Race Time 16'46.865

14° 3 K. NOZANE (1'39.239)							
Lap	Seg.1	Seg.2	Seg.3	Seg.4	Lap Time	km/h	Local Time
1		26.211	26.552	26.471	1'45.330	285,9	12:02'13.582
2	21.848	25.444	26.062	26.212	1'39.566	295,3	12:03'53.148
3	21.739	25.593	25.956	<b>26.118</b>	1'39.406	296,9	12:05'32.554
4	21.744	25.475	25.779	26.295	1'39.293	301,8	12:07'11.847
5	21.765	25.864	25.968	26.255	1'39.852	288,2	12:08'51.699
6	21.790	25.660	26.035	26.298	1'39.783	287,4	12:10'31.482
7	21.598	25.597	25.874	26.255	1'39.324	301,8	12:12'10.806
8	21.642	25.650	<b>25.709</b>	26.238	<b>1'39.239</b>	291,3	12:13'50.045
9	<b>21.555</b>	<b>25.433</b>	26.043	26.254	1'39.285	<b>304,4</b>	12:15'29.330
10	21.902	25.758	25.865	26.437	1'39.962	299,3	12:17'09.292

Race Time 16'41.040

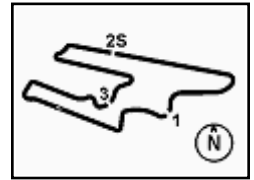
19° 23 C. PONSSON (1'39.693)							
Lap	Seg.1	Seg.2	Seg.3	Seg.4	Lap Time	km/h	Local Time
1		26.352	26.604	26.769	1'46.171	292,1	12:02'14.423
2	22.020	25.606	26.168	<b>26.472</b>	1'40.266	300,2	12:03'54.689
3	21.880	25.611	25.959	26.631	1'40.081	298,5	12:05'34.770
4	22.127	25.696	26.054	26.633	1'40.510	299,3	12:07'15.280
5	22.009	25.837	26.006	26.862	1'40.714	296,1	12:08'55.994
6	21.812	25.682	26.220	26.706	1'40.420	299,3	12:10'36.414
7	21.762	25.971	25.938	26.639	1'40.310	299,3	12:12'16.724
8	21.751	25.713	25.978	26.776	1'40.218	301,0	12:13'56.942
9	21.796	25.697	25.985	26.545	1'40.023	<b>301,8</b>	12:15'36.965
10	<b>21.710</b>	<b>25.544</b>	<b>25.837</b>	26.602	<b>1'39.693</b>	<b>301,8</b>	12:17'16.658

Race Time 16'48.406

17/10/2021 P = Pits In/Out - C = Lap Time Cancelled

These data/results cannot be reproduced, stored and/or transmitted in whole or in part by any manner of electronic, mechanical, photocopying, recording, broadcasting or otherwise now known or herein after developed without the previous express consent by the copyright owner, except for reproduction in daily press and regular printed publications on sale to the public within 60 days of the event related to those data/results and always provided that copyright symbol appears together as follows below.

© DORNA WSBK ORGANIZATION Srl 2021


**Motul Argentinean Round, 15-17 October 2021  
Chronological Analysis Tissot Superpole Race**

Start at 12:00'28.252

20° 4 L. RIBODINO (1'41.747)							
Lap	Seg.1	Seg.2	Seg.3	Seg.4	Lap Time	km/h	Local Time
1		26.543	27.401	27.179	1'48.457	275,7	12:02'16.709
2	22.345	26.216	26.428	27.122	1'42.111	292,9	12:03'58.820
3	22.286	26.181	26.994	27.164	1'42.625	295,3	12:05'41.445
4	22.189	26.161	<b>26.292</b>	27.105	<b>1'41.747</b>	<b>300,2</b>	12:07'23.192
5	22.259	<b>26.042</b>	26.354	27.241	1'41.896	294,5	12:09'05.088
6	22.323	26.140	26.674	27.356	1'42.493	297,7	12:10'47.581
7	22.276	26.127	26.488	<b>27.088</b>	1'41.979	298,5	12:12'29.560
8	<b>22.165</b>	26.203	26.475	27.157	1'42.000	296,9	12:14'11.560
9	22.191	26.193	27.148	27.316	1'42.848	298,5	12:15'54.408
10	22.183	26.118	26.413	27.260	1'41.974	298,5	12:17'36.382
					Race Time	17'08.130	

21° 39 M. SOLORZA (1'41.965)							
Lap	Seg.1	Seg.2	Seg.3	Seg.4	Lap Time	km/h	Local Time
1		26.888	27.043	27.252	1'48.108	285,9	12:02'16.360
2	22.437	26.648	26.982	27.234	1'43.301	276,4	12:03'59.661
3	22.310	26.524	26.641	27.100	1'42.575	284,4	12:05'42.236
4	22.185	26.491	26.397	27.116	1'42.189	289,0	12:07'24.425
5	<b>22.103</b>	<b>26.383</b>	26.442	<b>27.037</b>	<b>1'41.965</b>	285,2	12:09'06.390
6	22.187	26.439	26.563	27.104	1'42.293	289,0	12:10'48.683
7	22.359	26.449	<b>26.342</b>	27.080	1'42.230	285,9	12:12'30.913
8	22.182	26.435	26.520	27.251	1'42.388	288,2	12:14'13.301
9	22.286	26.389	26.492	27.149	1'42.316	289,7	12:15'55.617
10	23.961	26.526	26.664	27.276	1'44.427	<b>290,5</b>	12:17'40.044
					Race Time	17'11.792	

17/10/2021 P = Pits In/Out - C = Lap Time Cancelled

These data/results cannot be reproduced, stored and/or transmitted in whole or in part by any manner of electronic, mechanical, photocopying, recording, broadcasting or otherwise now known or herein after developed without the previous express consent by the copyright owner, except for reproduction in daily press and regular printed publications on sale to the public within 60 days of the event related to those data/results and always provided that copyright symbol appears together as follows below.

© DORNA WSBK ORGANIZATION Srl 2021

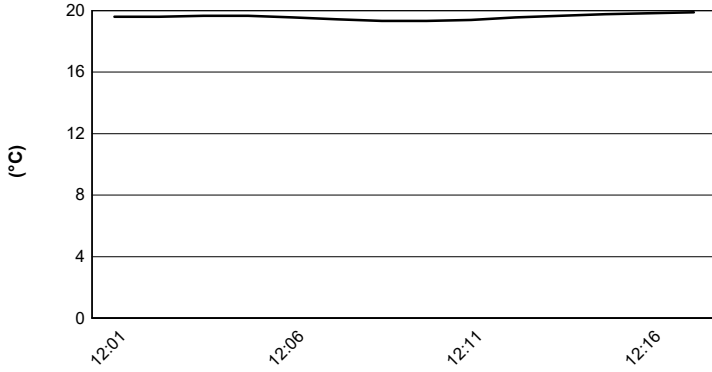
## Motul Argentinean Round, 15-17 October 2021

### Weather Report Tissot Superpole Race

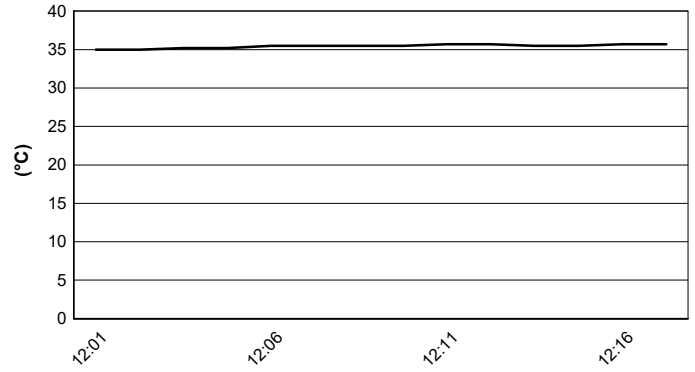
Session started 12:01 - Session ended 12:18

San Juan Villicum Circuit 4.276 m


#### Air Temperature



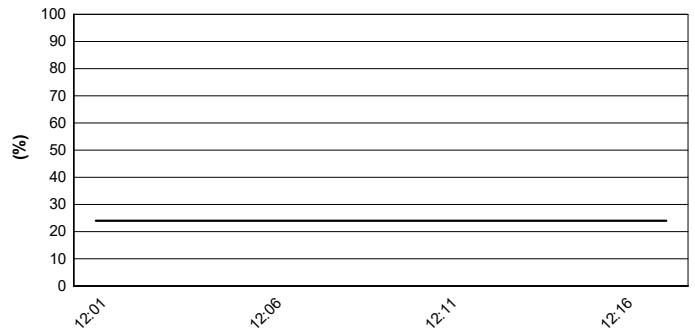
#### Track Temperature



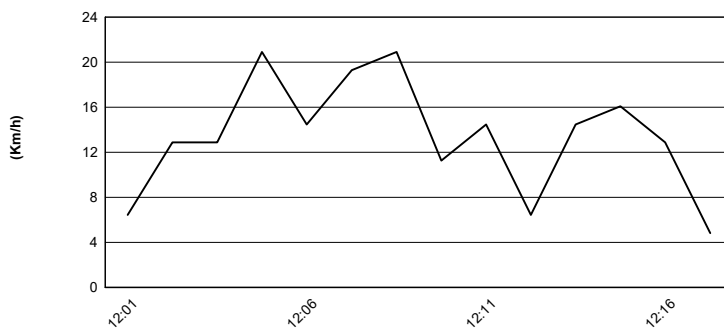
#### Air Pressure



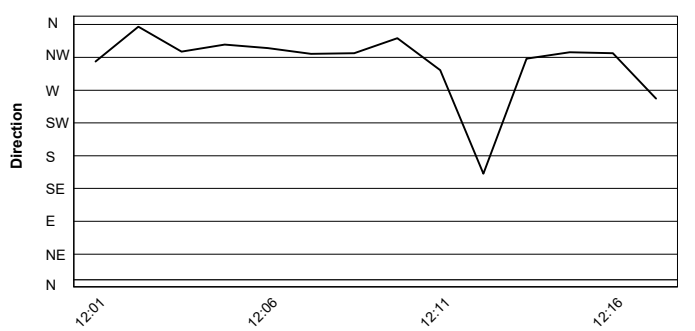
#### Humidity



#### Wind Speed



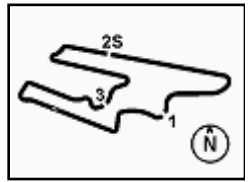
#### Wind Direction



17/10/2021

These data/results cannot be reproduced, stored and/or transmitted in whole or in part by any manner of electronic, mechanical, photocopying, recording, broadcasting or otherwise now known or herein after developed without the previous express consent by the copyright owner, except for reproduction in daily press and regular printed publications on sale to the public within 60 days of the event related to those data/results and always provided that copyright symbol appears together as follows below.

© DORNA WSBK ORGANIZATION Srl 2021



## Motul Argentinean Round, 15-17 October 2021 Manufacturers Standings

San Juan Villicum Circuit 4.276 m

	Points	Points From First	Points From Previous	May 23	May 30	June 13	July 4	July 25	August 8	August 22	September 5	September 19	September 26	October 3	October 16	November 21		
				ARAGON	ESTORIL	MISANO	DONINGTON	ASSEN	MOST	NAVARRA	MAGNY-COURS	BARCELONA	JEREZ	PORTIMAO	VILLICUM	MANDALIKA		
1 YAMAHA	558			16 10 7	20 16 9	20 25 9	25 25 5	16 16 7	25 20 12	16 25 7	25 25 9	5 20 9	25 25	25 16 6	25 12			
2 DUCATI	533	25		13 25 6	25 20 7	25 20 12	6 13 2	20 20 9	20 25 9	25 20 12	13 16 5	25 25 5	16 20	20 20 9	16 9			
3 KAWASAKI	500	58	33	25 20 12	16 25 12	16 16 7	20 10 12	25 25 12	4 16 7	20 16 9	20 20 12	13 10 12	20 11	5 25	20 7			
4 BMW	279	279	221	10 13 5	9 10 3	8 6 3	13 16 9	13 10 3	7 9 5	10 11 4	11 8 4	11 7	9 8	7 10 12	10 5			
5 HONDA	229	329	50	8 5 3	8 9	10 8	10 7 6	8 11	9 6 1	3 8	10 10 3	9 13 7	11 16	11 8 5	6			

17/10/2021 First Line: Race 1 & 2 - Second Line: Tissot Superpole Race

These data/results cannot be reproduced, stored and/or transmitted in whole or in part by any manner of electronic, mechanical, photocopying, recording, broadcasting or otherwise now known or herein after developed without the previous express consent by the copyright owner, except for reproduction in daily press and regular printed publications on sale to the public within 60 days of the event related to those data/results and always provided that copyright symbol appears together as follows below.

© DORNA WSBK ORGANIZATION Srl 2021

FIAT PERUGIA TIMING

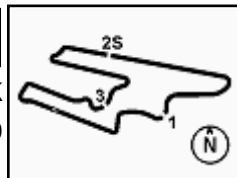


Official Tyre Supplier



Official Timekeeper




**Motul Argentinean Round, 15-17 October 2021**
**Tissot Superpole Award**

San Juan Villicum Circuit 4.276 m

	Points	Points From First	Points From Previous	May 23	May 30	June 13	July 4	July 25	August 8	August 22	September 5	September 19	September 26	October 3	October 16	November 21				
				ARAGON	ESTORIL	MISANO	DONINGTON	ASSEN	MOST	NAVARRA	MAGNY-COURS	BARCELONA	JEREZ	PORTIMAO	VILLICUM	MANDALIKA				
1 REA Jonathan (GBR)	226			12 12	12 12	12 7	12 12	12 12	12 7	12 9	12 12	7 12	7	9	5 7					
2 RAZGATLIOGLU Toprak (TUR)	173	53		4	7 9	9 9	4	9 7	9 12	2 7	9 9	9 9	12	12 4	9 12					
3 REDDING Scott (GBR)	148	78	25	9 2	9 7	7 6	4	7 5	7 9	9 12	2 5	6	6	6 9	12 9					
4 LOWES Alex (GBR)	95	131	53	6 9	4	4 5	6	5 4	1 3	3 5	6 7	5 6	9		6 1					
5 SYKES Tom (GBR)	83	143	12	7	5 3	5 3	7 9	3	6 5	7 4	7	12								
6 LOCATELLI Andrea (ITA)	70	156	13		1	1	1	3 6	4 6	6 6	5 6	4	4	3 6	4 4					
7 RINALDI Michael Ruben (ITA)	65	161	5	1	4 5	6 12	2	6 9	2		3	2 5	5		1 2					
8 GERLOFF Garrett (USA)	59	167	6	4 7	6 6	2	5 5	2	5 4	1 1		2		2 2	2 3					
9 VAN DER MARK Michael (NED)	55	171	4	5			9 7	1		2	1 4	1		5 12	3 5					
10 HASLAM Leon (GBR)	37	189	18	3			3 6	2	3		4 1	3 3	2	7						
11 BASSANI Axel (ITA)	28	198	9			2 4			2			4		3	7 6					
12 BAUTISTA Alvaro (ESP)	27	199	1	2 3		1			1		3	7 1		4 5						
13 DAVIES Chaz (GBR)	26	200	1	5 6	1		1 2	1		5 3	2									
14 MAHIAS Lucas (FRA)	13	213	13		3	3	3			4										
15 BAZ Loris (FRA)	11	215	2										3	1 7						
16 FOLGER Jonas (GER)	4	222	7					4												
17 LAVERTY Eugene (IRL)	3	223	1		2									1						
18 RABAT Tito (ESP)	2	224	1		2															
19 PONSSON Christophe (FRA)	1	225	1									1								
20 NOZANE Kohta (JPN)	1	225	0	1																

17/10/2021 Odd points columns: Tissot Superpole Even points columns: Tissot Superpole Race

These data/results cannot be reproduced, stored and/or transmitted in whole or in part by any manner of electronic, mechanical, photocopying, recording, broadcasting or otherwise now known or herein after developed without the previous express consent by the copyright owner, except for reproduction in daily press and regular printed publications on sale to the public within 60 days of the event related to those data/results and always provided that copyright symbol appears together as follows below.

© DORNA WSBK ORGANIZATION Srl 2021