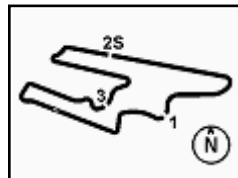


SAN JUAN VILICUM CIRCUIT				
TRACK LENGTH:		4,276 km	2,656 mi	
Loop	ID	OC	GPS	
		ms	LAT	LON
Pit In	3	15	31,39731 S	68,56778 W
Pit Out	18	90	31,39789 S	68,56065 W
I1	22	110	31,39742 S	68,55784 W
I2-S	24	120	31,39436 S	68,56233 W
I3	26	130	31,39673 S	68,56165 W
FL	30	150	31,39770 S	68,56518 W

LLP = Long Lap Penalty  
PS = Practice Start board



## Motul Argentinean Round, 15-17 October 2021

### Biographical Entry List

San Juan Villicum Circuit 4.276 m

No.	Rider (Abbreviation)	Nat	Bike	Wins	Podiums	Pole	Races	Tyres	Class
	Age Date of Birth Place of Birth		Team	2021	2021	2021	2021		
1	<b>1 REA Jonathan</b> (Rea) 34 02/02/1987 Ballymena	GBR	<b>Kawasaki ZX-10RR</b> Kawasaki Racing Team WorldSBK	110 11	210 25	35 8	336 32	Pirelli	
2	<b>3 NOZANE Kohta</b> (Noz) 25 29/10/1995 Chiba Japan	JPN	<b>Yamaha YZF R1</b> GRT Yamaha WorldSBK Team				29 29	Pirelli	IND
3	<b>4 RIBODINO Luciano</b> (Rib) 27 14/04/1994 San Francisco (Cordoba)	ARG	<b>Kawasaki ZX-10RR</b> OUTDO TPR Team Pedercini Racing					Pirelli	IND
4	<b>7 DAVIES Chaz</b> (Dav) 34 10/02/1987 Knighton	GBR	<b>Ducati Panigale V4 R</b> Team GoEleven	32	99 1	7	262 25	Pirelli	IND
5	<b>19 BAUTISTA Alvaro</b> (Bau) 36 21/11/1984 Talavera de la Reina	ESP	<b>Honda CBR1000 RR-R</b> Team HRC	16	27 2	4	92 32	Pirelli	
6	<b>21 RINALDI Michael Ruben</b> (Rin) 25 21/12/1995 Rimini	ITA	<b>Ducati Panigale V4 R</b> Aruba.it Racing - Ducati	4 3	9 6		109 32	Pirelli	
7	<b>22 LOWES Alex</b> (Low) 31 14/09/1990 Lincoln	GBR	<b>Kawasaki ZX-10RR</b> Kawasaki Racing Team WorldSBK	2	29 5	1	218 28	Pirelli	
8	<b>23 PONSSON Christophe</b> (Pon) 25 23/12/1995 Lyon	FRA	<b>Yamaha YZF R1</b> Gil Motor Sport-Yamaha				64 29	Pirelli	IND
9	<b>31 GERLOFF Garrett</b> (Ger) 26 01/08/1995 Spring	USA	<b>Yamaha YZF R1</b> GRT Yamaha WorldSBK Team		5 2		54 32	Pirelli	IND
10	<b>32 VINALES Isaac</b> (Vin) 27 06/11/1993 Llansá	ESP	<b>Kawasaki ZX-10RR</b> Orelac Racing VerdNatura				26 26	Pirelli	IND
11	<b>36 MERCADO Leandro</b> (Mer) 29 15/02/1992 Cordoba	ARG	<b>Honda CBR1000 RR-R</b> MIE Racing Honda Racing				150 20	Pirelli	IND
12	<b>39 SOLORZA Marco</b> (Sol) 34 26/06/1987 Rio Negro	ARG	<b>Kawasaki ZX-10RR</b> OUTDO TPR Team Pedercini Racing					Pirelli	IND
13	<b>45 REDDING Scott</b> (Red) 28 04/01/1993 Gloucester	GBR	<b>Ducati Panigale V4 R</b> Aruba.it Racing - Ducati	11 6	33 19	1	56 32	Pirelli	
14	<b>47 BASSANI Axel</b> (Bas) 22 24/07/1999 Feltre	ITA	<b>Ducati Panigale V4 R</b> Motocorsa Racing		1 1		32 32	Pirelli	IND
15	<b>50 LAVERTY Eugene</b> (Lav) 35 03/06/1986 Toomebridge	IRL	<b>BMW M 1000 RR</b> BMW Motorrad WorldSBK Team	13	35	4	213 16	Pirelli	
16	<b>53 RABAT Tito</b> (Rab) 32 25/05/1989 Barcelona	ESP	<b>Kawasaki ZX-10RR</b> Kawasaki Puccetti Racing				27 27	Pirelli	IND
17	<b>54 RAZGATLIOGLU Toprak</b> (Raz) 24 16/10/1996 Sakarya	TUR	<b>Yamaha YZF R1</b> Pata Yamaha with Brixx WorldSBK	16 11	49 25	3 2	115 32	Pirelli	
18	<b>55 LOCATELLI Andrea</b> (Loc) 24 16/10/1996 Alzano Lombardo	ITA	<b>Yamaha YZF R1</b> Pata Yamaha with Brixx WorldSBK		4 4		32 32	Pirelli	
19	<b>60 VAN DER MARK Michael</b> (vdM) 28 26/10/1992 Gouda	NED	<b>BMW M 1000 RR</b> BMW Motorrad WorldSBK Team	5 1	39 2	1	192 31	Pirelli	
20	<b>76 CAVALIERI Samuele</b> (Cav) 24 07/06/1997 Bologna	ITA	<b>Ducati Panigale V4 R</b> Barni Racing Team				26 17	Pirelli	IND
21	<b>91 HASLAM Leon</b> (Has) 38 31/05/1983 Derby	GBR	<b>Honda CBR1000 RR-R</b> Team HRC	5	45	3	310 32	Pirelli	

## Motul Argentinean Round, 15-17 October 2021

### Results Free Practice 1st Session

San Juan Villicum Circuit 4.276 m

1 / 2

No.	Rider	Nat	Team	Bike	Class	Time	Gap	Rel.	Laps	Speed	
										Avg	Max
1	54 T. RAZGATLIOGLU	TUR	Pata Yamaha with Brixx WorldSBK	Yamaha YZF R1		<b>1'38.524</b>			14	156,242	<b>310,5</b>
2	45 S. REDDING	GBR	Aruba.it Racing - Ducati	Ducati Panigale V4 R		<b>1'39.025</b>	0.501	0.501	22	155,452	<b>311,4</b>
3	1 J. REA	GBR	Kawasaki Racing Team WorldSBK	Kawasaki ZX-10RR		<b>1'39.068</b>	0.544	0.043	14	155,384	<b>307,8</b>
4	22 A. LOWES	GBR	Kawasaki Racing Team WorldSBK	Kawasaki ZX-10RR		<b>1'39.298</b>	0.774	0.230	15	155,024	<b>310,5</b>
5	32 I. VINALES	ESP	Orelac Racing VerdNatura	Kawasaki ZX-10RR	IND	<b>1'39.464</b>	0.940	0.166	13	154,766	<b>303,5</b>
6	31 G. GERLOFF	USA	GRT Yamaha WorldSBK Team	Yamaha YZF R1	IND	<b>1'39.589</b>	1.065	0.125	18	154,571	<b>310,5</b>
7	21 M. RINALDI	ITA	Aruba.it Racing - Ducati	Ducati Panigale V4 R		<b>1'39.636</b>	1.112	0.047	19	154,498	<b>309,6</b>
8	7 C. DAVIES	GBR	Team GoEleven	Ducati Panigale V4 R	IND	<b>1'39.681</b>	1.157	0.045	19	154,429	<b>308,7</b>
9	19 A. BAUTISTA	ESP	Team HRC	Honda CBR1000 RR-R		<b>1'39.837</b>	1.313	0.156	19	154,187	<b>315,0</b>
10	55 A. LOCATELLI	ITA	Pata Yamaha with Brixx WorldSBK	Yamaha YZF R1		<b>1'39.953</b>	1.429	0.116	18	154,008	<b>307,8</b>
11	91 L. HASLAM	GBR	Team HRC	Honda CBR1000 RR-R		<b>1'39.984</b>	1.460	0.031	19	153,961	<b>309,6</b>
12	47 A. BASSANI	ITA	Motocorsa Racing	Ducati Panigale V4 R	IND	<b>1'40.030</b>	1.506	0.046	21	153,890	<b>307,8</b>
13	60 M. VAN DER MARK	NED	BMW Motorrad WorldSBK Team	BMW M 1000 RR		<b>1'40.138</b>	1.614	0.108	17	153,724	<b>307,0</b>
14	53 T. RABAT	ESP	Kawasaki Puccetti Racing	Kawasaki ZX-10RR	IND	<b>1'40.171</b>	1.647	0.033	22	153,673	<b>306,1</b>
15	36 L. MERCADO	ARG	MIE Racing Honda Racing	Honda CBR1000 RR-R	IND	<b>1'40.321</b>	1.797	0.150	17	153,443	<b>301,8</b>
16	76 S. CAVALIERI	ITA	Barni Racing Team	Ducati Panigale V4 R	IND	<b>1'40.429</b>	1.905	0.108	20	153,278	<b>304,4</b>
17	50 E. LAVERTY	IRL	BMW Motorrad WorldSBK Team	BMW M 1000 RR		<b>1'41.288</b>	2.764	0.859	16	151,979	<b>307,0</b>
18	3 K. NOZANE	JPN	GRT Yamaha WorldSBK Team	Yamaha YZF R1	IND	<b>1'42.102</b>	3.578	0.814	19	150,767	<b>301,8</b>
19	23 C. PONSSON	FRA	Gil Motor Sport-Yamaha	Yamaha YZF R1	IND	<b>1'42.756</b>	4.232	0.654	21	149,807	<b>301,8</b>
20	39 M. SOLORZA	ARG	OUTDO TPR Team Pedercini Racing	Kawasaki ZX-10RR	IND	<b>1'43.794</b>	5.270	1.038	17	148,309	<b>289,0</b>
21	4 L. RIBODINO	ARG	OUTDO TPR Team Pedercini Racing	Kawasaki ZX-10RR	IND	<b>1'44.408</b>	5.884	0.614	15	147,437	<b>297,7</b>

Qualifying Lap Time (107% of 1'38.524): 1'45.422

AIR	Humidity:	23%	Temp:	14°C
TRACK	Condition:	Dry	Temp:	30°C

Records	Pole	(SP2)	2018 M.Melandri	1'39.012	155,470	Km/h
	Race	(SPRC)	2019 J.Rea	1'37.462	157,940	Km/h
	All Times	(SPRC)	2019 J.Rea	1'37.462	157,940	Km/h

Start 15/10/2021 11:05 End 11:52 The results are provisional until the end of the time limit for protests and appeals and the completion of the technical checks.

These data/results cannot be reproduced, stored and/or transmitted in whole or in part by any manner of electronic, mechanical, photocopying, recording, broadcasting or otherwise now known or herein after developed without the previous express consent by the copyright owner, except for reproduction in daily press and regular printed publications on sale to the public within 60 days of the event related to those data/results and always provided that copyright symbol appears together as follows below.

© DORNA WSBK ORGANIZATION Srl 2021

## Motul Argentinean Round, 15-17 October 2021

### Results Free Practice 1st Session

San Juan Villicum Circuit 4.276 m

2 / 2

#### Session Highlights

Local Time	No. Rider	Description
10.13.00		START DELAYED
10.58.00		START DELAYED
11.05.00		Start
11.05.53		WorldSBK Pit Intervention Time: 1m 28sec
11.26.16	<b>54 T. RAZGATLIOGLU</b>	Lap Cancelled (1'41.159) - Exceeded Track Limits - Turn 8
11.35.40		WorldSSP FP1 Pit Lane Will Open at 12.00
11.52.01		End Of Session

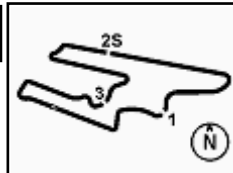
#### Fastest Laps Sequence

No.	Rider	Nat	Team	Bike	Local Time	Time	Gap	Avg
91	L. HASLAM	GBR	Team HRC	Honda CBR1000 RR-R	11:09'07.035	<b>1'51.523</b>		138,031
36	L. MERCADO	ARG	MIE Racing Honda Racing	Honda CBR1000 RR-R	11:09'13.589	<b>1'49.270</b>	-2.253	140,877
21	M. RINALDI	ITA	Aruba.it Racing - Ducati	Ducati Panigale V4 R	11:09'16.588	<b>1'47.700</b>	-1.570	142,930
60	M. VAN DER MARK	NED	BMW Motorrad WorldSBK Team	BMW M 1000 RR	11:09'23.827	<b>1'46.631</b>	-1.069	144,363
91	L. HASLAM	GBR	Team HRC	Honda CBR1000 RR-R	11:10'53.653	<b>1'46.618</b>	-0.013	144,381
36	L. MERCADO	ARG	MIE Racing Honda Racing	Honda CBR1000 RR-R	11:10'59.987	<b>1'46.398</b>	-0.220	144,679
21	M. RINALDI	ITA	Aruba.it Racing - Ducati	Ducati Panigale V4 R	11:11'01.656	<b>1'45.068</b>	-1.330	146,511
60	M. VAN DER MARK	NED	BMW Motorrad WorldSBK Team	BMW M 1000 RR	11:11'07.229	<b>1'43.402</b>	-1.666	148,871
60	M. VAN DER MARK	NED	BMW Motorrad WorldSBK Team	BMW M 1000 RR	11:12'49.402	<b>1'42.173</b>	-1.229	150,662
60	M. VAN DER MARK	NED	BMW Motorrad WorldSBK Team	BMW M 1000 RR	11:14'31.261	<b>1'41.859</b>	-0.314	151,127
45	S. REDDING	GBR	Aruba.it Racing - Ducati	Ducati Panigale V4 R	11:16'10.343	<b>1'41.523</b>	-0.336	151,627
45	S. REDDING	GBR	Aruba.it Racing - Ducati	Ducati Panigale V4 R	11:17'51.435	<b>1'41.092</b>	-0.431	152,273
54	T. RAZGATLIOGLU	TUR	Pata Yamaha with Brixx WorldSBK	Yamaha YZF R1	11:20'38.795	<b>1'40.932</b>	-0.160	152,515
45	S. REDDING	GBR	Aruba.it Racing - Ducati	Ducati Panigale V4 R	11:21'13.690	<b>1'40.460</b>	-0.472	153,231
54	T. RAZGATLIOGLU	TUR	Pata Yamaha with Brixx WorldSBK	Yamaha YZF R1	11:24'01.304	<b>1'39.957</b>	-0.503	154,002
54	T. RAZGATLIOGLU	TUR	Pata Yamaha with Brixx WorldSBK	Yamaha YZF R1	11:27'21.976	<b>1'39.513</b>	-0.444	154,689
54	T. RAZGATLIOGLU	TUR	Pata Yamaha with Brixx WorldSBK	Yamaha YZF R1	11:30'42.403	<b>1'39.178</b>	-0.335	155,212
54	T. RAZGATLIOGLU	TUR	Pata Yamaha with Brixx WorldSBK	Yamaha YZF R1	11:48'02.614	<b>1'39.082</b>	-0.096	155,362
1	J. REA	GBR	Kawasaki Racing Team WorldSBK	Kawasaki ZX-10RR	11:48'22.975	<b>1'39.068</b>	-0.014	155,384
54	T. RAZGATLIOGLU	TUR	Pata Yamaha with Brixx WorldSBK	Yamaha YZF R1	11:49'41.322	<b>1'38.708</b>	-0.360	155,951
54	T. RAZGATLIOGLU	TUR	Pata Yamaha with Brixx WorldSBK	Yamaha YZF R1	11:51'19.846	<b>1'38.524</b>	-0.184	156,242

15/10/2021	Start 11:05	End 11:52	The results are provisional until the end of the time limit for protests and appeals and the completion of the technical checks.
------------	----------------	--------------	--

These data/results cannot be reproduced, stored and/or transmitted in whole or in part by any manner of electronic, mechanical, photocopying, recording, broadcasting or otherwise now known or herein after developed without the previous express consent by the copyright owner, except for reproduction in daily press and regular printed publications on sale to the public within 60 days of the event related to those data/results and always provided that copyright symbol appears together as follows below.

© DORNA WSBK ORGANIZATION Srl 2021



## Motul Argentinean Round, 15-17 October 2021

### Best Sectors & Speed Free Practice 1st Session

San Juan Villicum Circuit 4.276 m

BEST LAP			
1	54 T. RAZGATLIOGLU	Yamaha YZF R1	1'38.524
2	45 S. REDDING	Ducati Panigale V4 R	1'39.025
3	1 J. REA	Kawasaki ZX-10RR	1'39.068
4	22 A. LOWES	Kawasaki ZX-10RR	1'39.298
5	32 I. VINALES	Kawasaki ZX-10RR	1'39.464
6	31 G. GERLOFF	Yamaha YZF R1	1'39.589
7	21 M. RINALDI	Ducati Panigale V4 R	1'39.636
8	7 C. DAVIES	Ducati Panigale V4 R	1'39.681
9	19 A. BAUTISTA	Honda CBR1000 RR-R	1'39.837
10	55 A. LOCATELLI	Yamaha YZF R1	1'39.953
11	91 L. HASLAM	Honda CBR1000 RR-R	1'39.984
12	47 A. BASSANI	Ducati Panigale V4 R	1'40.030
13	60 M. VAN DER MARK	BMW M 1000 RR	1'40.138
14	53 T. RABAT	Kawasaki ZX-10RR	1'40.171
15	36 L. MERCADO	Honda CBR1000 RR-R	1'40.321
16	76 S. CAVALIERI	Ducati Panigale V4 R	1'40.429
17	50 E. LAVERTY	BMW M 1000 RR	1'41.288
18	3 K. NOZANE	Yamaha YZF R1	1'42.102
19	23 C. PONSSON	Yamaha YZF R1	1'42.756
20	39 M. SOLORZA	Kawasaki ZX-10RR	1'43.794
21	4 L. RIBODINO	Kawasaki ZX-10RR	1'44.408

SPEED			
1	19 A. BAUTISTA	Honda CBR1000 RR-R	315,0
2	45 S. REDDING	Ducati Panigale V4 R	311,4
3	54 T. RAZGATLIOGLU	Yamaha YZF R1	310,5
4	22 A. LOWES	Kawasaki ZX-10RR	310,5
5	31 G. GERLOFF	Yamaha YZF R1	310,5
6	21 M. RINALDI	Ducati Panigale V4 R	309,6
7	91 L. HASLAM	Honda CBR1000 RR-R	309,6
8	7 C. DAVIES	Ducati Panigale V4 R	308,7
9	55 A. LOCATELLI	Yamaha YZF R1	307,8
10	1 J. REA	Kawasaki ZX-10RR	307,8
11	47 A. BASSANI	Ducati Panigale V4 R	307,8
12	60 M. VAN DER MARK	BMW M 1000 RR	307,0
13	50 E. LAVERTY	BMW M 1000 RR	307,0
14	53 T. RABAT	Kawasaki ZX-10RR	306,1
15	76 S. CAVALIERI	Ducati Panigale V4 R	304,4
16	32 I. VINALES	Kawasaki ZX-10RR	303,5
17	3 K. NOZANE	Yamaha YZF R1	301,8
18	23 C. PONSSON	Yamaha YZF R1	301,8
19	36 L. MERCADO	Honda CBR1000 RR-R	301,8
20	4 L. RIBODINO	Kawasaki ZX-10RR	297,7
21	39 M. SOLORZA	Kawasaki ZX-10RR	289,0

SEG. 1			SEG. 2			SEG. 3			SEG. 4		
1	1 J. REA	21.564	1	47 A. BASSANI	25.279	1	54 T. RAZGATLIOGLU	25.390	1	45 S. REDDING	26.013
2	54 T. RAZGATLIOGLU	21.679	2	45 S. REDDING	25.346	2	1 J. REA	25.525	2	54 T. RAZGATLIOGLU	26.103
3	7 C. DAVIES	21.684	3	54 T. RAZGATLIOGLU	25.346	3	32 I. VINALES	25.679	3	1 J. REA	26.232
4	91 L. HASLAM	21.729	4	31 G. GERLOFF	25.443	4	22 A. LOWES	25.717	4	32 I. VINALES	26.277
5	45 S. REDDING	21.733	5	22 A. LOWES	25.447	5	7 C. DAVIES	25.747	5	31 G. GERLOFF	26.306
6	22 A. LOWES	21.752	6	7 C. DAVIES	25.453	6	45 S. REDDING	25.799	6	22 A. LOWES	26.344
7	21 M. RINALDI	21.769	7	19 A. BAUTISTA	25.473	7	31 G. GERLOFF	25.829	7	21 M. RINALDI	26.349
8	47 A. BASSANI	21.802	8	1 J. REA	25.488	8	19 A. BAUTISTA	25.834	8	60 M. VAN DER MARK	26.478
9	55 A. LOCATELLI	21.805	9	53 T. RABAT	25.536	9	91 L. HASLAM	25.860	9	36 L. MERCADO	26.478
10	53 T. RABAT	21.813	10	21 M. RINALDI	25.542	10	21 M. RINALDI	25.863	10	53 T. RABAT	26.516
11	60 M. VAN DER MARK	21.823	11	60 M. VAN DER MARK	25.549	11	55 A. LOCATELLI	25.941	11	55 A. LOCATELLI	26.565
12	31 G. GERLOFF	21.832	12	91 L. HASLAM	25.564	12	47 A. BASSANI	25.977	12	47 A. BASSANI	26.612
13	32 I. VINALES	21.854	13	76 S. CAVALIERI	25.603	13	76 S. CAVALIERI	26.040	13	7 C. DAVIES	26.615
14	19 A. BAUTISTA	21.876	14	32 I. VINALES	25.613	14	36 L. MERCADO	26.063	14	19 A. BAUTISTA	26.645
15	76 S. CAVALIERI	21.956	15	55 A. LOCATELLI	25.642	15	53 T. RABAT	26.069	15	76 S. CAVALIERI	26.669
16	36 L. MERCADO	22.008	16	36 L. MERCADO	25.771	16	60 M. VAN DER MARK	26.070	16	91 L. HASLAM	26.700
17	50 E. LAVERTY	22.072	17	50 E. LAVERTY	25.907	17	50 E. LAVERTY	26.324	17	50 E. LAVERTY	26.885
18	3 K. NOZANE	22.176	18	23 C. PONSSON	25.958	18	3 K. NOZANE	26.474	18	3 K. NOZANE	26.946
19	23 C. PONSSON	22.421	19	3 K. NOZANE	26.084	19	23 C. PONSSON	26.635	19	39 M. SOLORZA	27.309
20	39 M. SOLORZA	22.727	20	4 L. RIBODINO	26.456	20	39 M. SOLORZA	26.936	20	23 C. PONSSON	27.341
21	4 L. RIBODINO	22.824	21	39 M. SOLORZA	26.822	21	4 L. RIBODINO	27.235	21	4 L. RIBODINO	27.786

15/10/2021

These data/results cannot be reproduced, stored and/or transmitted in whole or in part by any manner of electronic, mechanical, photocopying, recording, broadcasting or otherwise now known or herein after developed without the previous express consent by the copyright owner, except for reproduction in daily press and regular printed publications on sale to the public within 60 days of the event related to those data/results and always provided that copyright symbol appears together as follows below.

© DORNA WSBK ORGANIZATION Srl 2021

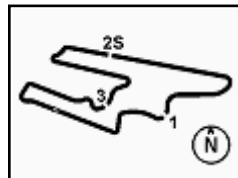
FICR PERUGIA TIMING



Official Tyre Supplier



Official Timekeeper



## Motul Argentinean Round, 15-17 October 2021

### Ideal Times Free Practice 1st Session

San Juan Villicum Circuit 4.276 m

No.	Rider	Nat	Bike	Seg. 1	Seg. 2	Seg. 3	Seg. 4	Ideal Time		
				Diff. 1	Diff. 2	Diff. 3	Diff. 4	Best Lap	Pos.	Diff.
1	<b>54 T. RAZGATLIOGLU</b>	TUR	Yamaha YZF R1	21.679 +0.006	25.346	<b>25.390</b>	26.103	<b>1'38.518</b> 1'38.524	1	0.006
2	<b>1 J. REA</b>	GBR	Kawasaki ZX-10RR	<b>21.564</b> +0.073	25.488 +0.186	25.525	26.232	<b>1'38.809</b> 1'39.068	3	0.259
3	<b>45 S. REDDING</b>	GBR	Ducati Panigale V4 R	21.733 +0.134	25.346	25.799	<b>26.013</b>	<b>1'38.891</b> 1'39.025	2	0.134
4	<b>22 A. LOWES</b>	GBR	Kawasaki ZX-10RR	21.752	25.447	25.717 +0.038	26.344	<b>1'39.260</b> 1'39.298	4	0.038
5	<b>31 G. GERLOFF</b>	USA	Yamaha YZF R1	21.832	25.443 +0.038	25.829	26.306 +0.141	<b>1'39.410</b> 1'39.589	6	0.179
6	<b>32 I. VINALES</b>	ESP	Kawasaki ZX-10RR	21.854 +0.041	25.613	25.679	26.277	<b>1'39.423</b> 1'39.464	5	0.041
7	<b>7 C. DAVIES</b>	GBR	Ducati Panigale V4 R	21.684 +0.153	25.453 +0.029	25.747	26.615	<b>1'39.499</b> 1'39.681	8	0.182
8	<b>21 M. RINALDI</b>	ITA	Ducati Panigale V4 R	21.769 +0.042	25.542 +0.071	25.863	26.349	<b>1'39.523</b> 1'39.636	7	0.113
9	<b>47 A. BASSANI</b>	ITA	Ducati Panigale V4 R	21.802	<b>25.279</b> +0.203	25.977 +0.057	26.612 +0.100	<b>1'39.670</b> 1'40.030	12	0.360
10	<b>19 A. BAUTISTA</b>	ESP	Honda CBR1000 RR-R	21.876	25.473 +0.009	25.834	26.645	<b>1'39.828</b> 1'39.837	9	0.009
11	<b>91 L. HASLAM</b>	GBR	Honda CBR1000 RR-R	21.729	25.564	25.860 +0.131	26.700	<b>1'39.853</b> 1'39.984	11	0.131
12	<b>60 M. VAN DER MARK</b>	NED	BMW M 1000 RR	21.823 +0.118	25.549 +0.100	26.070	26.478	<b>1'39.920</b> 1'40.138	13	0.218
13	<b>53 T. RABAT</b>	ESP	Kawasaki ZX-10RR	21.813 +0.016	25.536	26.069 +0.221	26.516	<b>1'39.934</b> 1'40.171	14	0.237
14	<b>55 A. LOCATELLI</b>	ITA	Yamaha YZF R1	21.805	25.642	25.941	26.565	<b>1'39.953</b> 1'39.953	10	
15	<b>76 S. CAVALIERI</b>	ITA	Ducati Panigale V4 R	21.956	25.603	26.040	26.669 +0.161	<b>1'40.268</b> 1'40.429	16	0.161
16	<b>36 L. MERCADO</b>	ARG	Honda CBR1000 RR-R	22.008 +0.001	25.771	26.063	26.478	<b>1'40.320</b> 1'40.321	15	0.001
17	<b>50 E. LAVERTY</b>	IRL	BMW M 1000 RR	22.072	25.907 +0.100	26.324	26.885	<b>1'41.188</b> 1'41.288	17	0.100
18	<b>3 K. NOZANE</b>	JPN	Yamaha YZF R1	22.176 +0.164	26.084 +0.165	26.474	26.946 +0.093	<b>1'41.680</b> 1'42.102	18	0.422
19	<b>23 C. PONSSON</b>	FRA	Yamaha YZF R1	22.421 +0.212	25.958	26.635	27.341 +0.189	<b>1'42.355</b> 1'42.756	19	0.401
20	<b>39 M. SOLORZA</b>	ARG	Kawasaki ZX-10RR	22.727	26.822	26.936	27.309	<b>1'43.794</b> 1'43.794	20	
21	<b>4 L. RIBODINO</b>	ARG	Kawasaki ZX-10RR	22.824 +0.009	26.456	27.235 +0.098	27.786	<b>1'44.301</b> 1'44.408	21	0.107
<b>Overall Ideal Time</b>				21.564	25.279	25.390	26.013	<b>1'38.246</b>		

15/10/2021

These data/results cannot be reproduced, stored and/or transmitted in whole or in part by any manner of electronic, mechanical, photocopying, recording, broadcasting or otherwise now known or herein after developed without the previous express consent by the copyright owner, except for reproduction in daily press and regular printed publications on sale to the public within 60 days of the event related to those data/results and always provided that copyright symbol appears together as follows below.

© DORNA WSBK ORGANIZATION Srl 2021

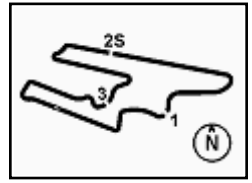
FICR PERUGIA TIMING



Official Tyre Supplier



Official Timekeeper


**Motul Argentinean Round, 15-17 October 2021**  
**Chronological Analysis Free Practice 1st Session**

San Juan Villicum Circuit 4.276 m

1 / 4

1° 54 T. RAZGATLIOGLU (1'38.524)								4° 22 A. LOWES (1'39.298)							
Lap	Seg.1	Seg.2	Seg.3	Seg.4	Lap Time	km/h	Local Time	Lap	Seg.1	Seg.2	Seg.3	Seg.4	Lap Time	km/h	Local Time
1		27.343	27.179	27.845		296,1	11:15'32.540	1		29.514	35.021	29.110	221,6	11:17'20.640	
2	23.022	27.051	26.541	27.135	1'43.749	296,1	11:17'16.289	2	23.466	26.634	27.384	27.702	1'45.186	298,5	11:19'05.826
3	22.453	25.795	26.460	26.866	1'41.574	304,4	11:18'57.863	3	22.854	26.110	26.917	27.351	1'43.232	300,2	11:20'49.058
4	22.232	25.857	26.209	26.634	1'40.932	307,0	11:20'38.795	4	22.579	25.922	26.481	27.092	1'42.074	299,3	11:22'31.132
5	22.337	26.520	26.473	27.222	1'42.552	299,3	11:22'21.347	5	22.275	25.853	26.401	28.522	1'43.051	301,8	11:24'14.183
6	22.038	25.523	25.729	26.667	1'39.957	<b>310,5</b>	11:24'01.304	6	22.329	25.778	26.246	26.708	1'41.061	299,3	11:25'55.244
7	22.108	25.786	26.498	26.767	1'41.159C	307,0	11:25'42.463	7	22.027	25.703	25.954	26.696	1'40.380	303,5	11:27'35.624
8	21.926	25.511	25.763	26.313	1'39.513	307,0	11:27'21.976	8	24.201	28.182	27.455	42.882	2'02.720P	277,1	11:29'38.344
9	22.473	25.813	26.181	26.782	1'41.249	307,0	11:29'03.225	9	8'04.168	27.142	26.566	28.542	9'26.418P	302,7	11:39'04.762
10	21.881	25.486	25.504	26.307	1'39.178	308,7	11:30'42.403	10	22.223	25.889	26.216	26.869	1'41.197	306,1	11:40'45.959
11	21.847	25.473	26.420	39.755	1'53.495P	303,5	11:32'35.898	11	21.936	25.704	25.836	26.687	1'40.163	304,4	11:42'26.122
12	12'27.145	27.024	26.532	26.933	13'47.634P	300,2	11:46'23.532	12	21.833	25.473	26.082	26.520	1'39.908	305,2	11:44'06.030
13	21.855	25.459	25.549	26.219	1'39.082	308,7	11:48'02.614	13	31.400	27.802	28.653	26.943	1'54.798	303,5	11:46'00.828
14	<b>21.679</b>	25.409	25.482	26.138	1'38.708	307,8	11:49'41.322	14	21.831	25.530	<b>25.717</b>	26.368	1'39.446	<b>310,5</b>	11:47'40.274
15	21.685	<b>25.346</b>	<b>25.390</b>	<b>26.103</b>	<b>1'38.524</b>	307,8	11:51'19.846	15	22.515	25.622	26.462	26.676	1'41.275	305,2	11:49'21.549
								16	<b>21.752</b>	<b>25.447</b>	25.755	<b>26.344</b>	<b>1'39.298</b>	304,4	11:51'00.847

2° 45 S. REDDING (1'39.025)								5° 32 I. VINALES (1'39.464)							
Lap	Seg.1	Seg.2	Seg.3	Seg.4	Lap Time	km/h	Local Time	Lap	Seg.1	Seg.2	Seg.3	Seg.4	Lap Time	km/h	Local Time
1		29.457	31.485	30.816		266,2	11:07'25.504	1		29.899	30.784	29.615	217,2	11:07'41.195	
2	25.081	27.430	29.307	29.485	1'51.303	276,4	11:09'16.807	2	23.730	27.674	28.480	28.529	1'48.413	255,6	11:09'29.608
3	23.593	26.655	27.887	27.922	1'46.057	295,3	11:11'02.864	3	23.550	27.103	27.875	27.872	1'46.400	283,7	11:11'16.008
4	22.900	26.193	27.093	27.309	1'43.495	299,3	11:12'46.359	4	22.856	26.671	27.469	27.581	1'44.577	294,5	11:13'00.585
5	22.713	26.007	26.801	26.940	1'42.461	307,0	11:14'28.820	5	22.667	27.088	27.871	27.493	1'42.166	291,3	11:15'02.751
6	22.206	25.948	26.524	26.845	1'41.523	303,5	11:16'10.343	6	22.539	26.348	26.889	27.113	1'42.889	291,3	11:16'40.640
7	22.340	25.932	26.339	26.481	1'41.092	306,1	11:17'51.435	7	22.330	26.032	26.481	26.987	1'41.830	296,9	11:18'35.470
8	22.102	25.785	26.515	27.393	1'41.795	310,5	11:19'33.230	8	22.067	29.116	27.140	26.896	1'45.219	237,6	11:21'34.689
9	22.048	25.705	26.156	26.551	1'40.460	306,1	11:21'13.690	9	22.140	25.984	26.475	26.865	1'41.464	296,1	11:23'16.153
10	24.469	26.529	27.142	40.039	1'58.179P	301,0	11:23'11.869	10	22.062	25.872	26.359	39.693	1'53.986P	298,5	11:24'11.139
11	5'31.770	26.956	26.989	27.189	6'52.904P	298,5	11:30'04.773	11	3'50.169	27.482	27.522	29.381	5'14.554P	289,7	11:46'24.693
12	22.279	26.056	26.240	26.593	1'41.168	307,8	11:31'45.941	12	22.022	25.657	25.997	26.443	1'40.119	<b>303,5</b>	11:48'04.812
13	22.152	25.713	26.069	26.710	1'40.644	310,5	11:33'26.585	13	<b>21.854</b>	25.623	25.861	26.328	1'39.666	301,0	11:49'44.478
14	22.085	25.667	25.976	26.321	1'40.049	309,6	11:35'06.634	14	21.895	<b>25.613</b>	<b>25.679</b>	<b>26.277</b>	<b>1'39.464</b>	301,0	11:51'23.942
15	21.969	25.710	25.918	26.275	1'39.872	309,6	11:36'46.506								
16	24.942	26.613	28.022	26.866	1'46.443	303,5	11:38'32.949								
17	21.777	25.548	25.838	26.278	1'39.441	307,8	11:40'12.390								
18	25.052	27.428	27.136	26.969	1'46.585	301,0	11:41'58.975								
19	21.855	25.527	30.302	27.352	1'45.036	308,7	11:43'44.011								
20	21.814	25.478	25.898	26.167	1'39.357	307,0	11:45'23.368								
21	<b>21.733</b>	25.656	25.816	26.514	1'39.719	308,7	11:47'03.087								
22	24.949	26.951	32.748	26.952	1'51.600	303,5	11:48'54.687								
23	21.867	<b>25.346</b>	<b>25.799</b>	<b>26.013</b>	<b>1'39.025</b>	<b>311,4</b>	11:50'33.712								

3° 1 J. REA (1'39.068)								6° 31 G. GERLOFF (1'39.589)							
Lap	Seg.1	Seg.2	Seg.3	Seg.4	Lap Time	km/h	Local Time	Lap	Seg.1	Seg.2	Seg.3	Seg.4	Lap Time	km/h	Local Time
1		26.690	27.523	27.737		276,4	11:17'58.633	1		31.177	31.633	34.347	249,7	11:12'25.196	
2	22.427	26.033	26.972	27.094	1'42.526	292,9	11:19'41.159	2	25.188	28.021	29.145	29.328	1'51.682	270,2	11:14'16.878
3	22.198	26.042	26.301	27.397	1'41.938	301,0	11:21'23.097	3	23.731	27.223	28.165	28.290	1'47.409	271,6	11:16'04.287
4	21.992	25.933	26.043	26.857	1'40.825	301,0	11:23'03.922	4	23.052	26.602	27.814	28.063	1'45.531	273,6	11:17'49.818
5	25.177	26.799	30.451	27.787	1'50.214	305,2	11:24'54.136	5	22.577	26.170	27.167	27.429	1'43.343	299,3	11:19'33.161
6	22.002	25.546	26.462	26.883	1'40.893	291,3	11:26'35.029	6	22.424	25.939	26.673	27.078	1'42.114	298,5	11:21'15.275
7	21.914	25.950	25.884	26.631	1'40.379	299,3	11:28'15.408	7	22.187	36.609	28.757	27.279	1'54.832	134,3	11:23'10.107
8	22.452	27.101	26.128	26.807	1'42.488	304,4	11:29'57.896	8	22.328	26.244	27.052	27.607	1'43.231	302,7	11:24'53.338
9	21.742	25.762	25.903	26.458	1'39.865	305,2	11:31'37.761	9	22.352	25.820	26.455	27.265	1'41.892	307,8	11:26'35.230
10	21.730	25.713	25.614	26.295	1'39.352	<b>307,8</b>	11:33'17.113	10	22.196	25.848	26.415	26.895	1'41.354	303,5	11:28'16.584
11	25.216	26.852	27.881	41.186	2'01.135P	305,2	11:35'18.248	11	22.376	26.394	26.682	40.860	1'56.312P	300,2	11:30'12.896
12	8'24.678	26.509	26.912	27.099	9'45.198P	302,7	11:45'03.446	12	8'07.825	26.477	26.587	27.133	9'28.022P	301,0	11:39'40.918
13	21.784	25.685	26.172	26.820	1'40.461	307,0	11:46'43.907	13	22.147	25.762	26.796	26.872	1'41.577	304,4	11:41'22.495
14	21.637	25.674	<b>25.525</b>	<b>26.232</b>	<b>1'39.068</b>	305,2	11:48'22.975	14	22.213	25.531	26.350	26.721	1'40.815	304,4	11:43'03.310
15	<b>21.564</b>	<b>25.488</b>	25.685	26.395	1'39.132	305,2	11:50'02.107	15	21.975	25.857	26.155	26.566	1'40.553	303,5	11:44'43.863
								16	21.909	25.623	26.052	26.499	1'40.083	306,1	11:46'23.946
								17	21.889	<b>25.443</b>	25.960	26.407	1'39.699	<b>310,5</b>	11:48'03.645
								18	<b>21.832</b>	25.481	<b>25.829</b>	26.447	<b>1'39.589</b>	305,2	11:49'43.234
								19	22.013	25.611	25.953	<b>26.306</b>	1'39.883	307,8	11:51'23.117

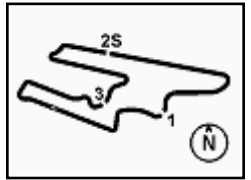
  

7° 21 M. RINALDI (1'39.636)							
Lap	Seg.1	Seg.2	Seg.3	Seg.4	Lap Time	km/h	Local Time
1		28.100	29.958	29.392		248,0	11:07'28.888
2	23.877	26.728	28.586	28.509	1'47.700	277,8	11:09'16.588
3	23.228	26.484	27.659	27.697	1'45.068	293,7	11:11'01.656

15/10/2021 P = Pits In/Out - C = Lap Time Cancelled

These data/results cannot be reproduced, stored and/or transmitted in whole or in part by any manner of electronic, mechanical, photocopying, recording, broadcasting or otherwise now known or herein after developed without the previous express consent by the copyright owner, except for reproduction in daily press and regular printed publications on sale to the public within 60 days of the event related to those data/results and always provided that copyright symbol appears together as follows below.

© DORNA WSBK ORGANIZATION Srl 2021



## Motul Argentinean Round, 15-17 October 2021 Chronological Analysis Free Practice 1st Session

San Juan Villicum Circuit 4.276 m

4	22.629	26.200	27.140	27.607	1'43.576	297,7	11:12'45.232
5	22.635	26.145	26.827	27.411	1'43.018	302,7	11:14'28.250
6	30.743	27.033	32.301	27.437	1'57.514	297,7	11:16'25.764
7	22.522	25.925	26.712	27.091	1'42.250	301,0	11:18'08.014
8	22.374	25.686	27.069	26.852	1'41.981	293,7	11:19'49.995
9	22.325	25.898	26.446	26.786	1'41.455	305,2	11:21'31.450
10	22.132	25.781	26.381	26.700	1'40.994	306,1	11:23'12.444
11	23.241	26.618	28.101	40.928	1'58.888P	289,0	11:25'11.332
12	10'35.581	26.499	26.871	27.167	1'56.118P	301,0	11:37'07.450
13	22.303	25.871	26.108	26.962	1'41.244	307,0	11:38'48.694
14	22.105	25.609	26.072	26.742	1'40.528	306,1	11:40'29.222
15	22.216	25.588	26.015	26.571	1'40.390	305,2	11:42'09.612
16	21.992	<b>25.542</b>	26.134	26.708	1'40.376	307,8	11:43'49.988
17	21.886	25.642	26.019	26.661	1'40.208	307,8	11:45'30.196
18	21.845	25.692	25.932	26.496	1'39.965	308,7	11:47'10.161
19	<b>21.769</b>	25.632	25.923	26.456	1'39.780	<b>309,6</b>	11:48'49.941
20	21.811	25.613	<b>25.863</b>	<b>26.349</b>	<b>1'39.636</b>	308,7	11:50'29.577

10°		55 A. LOCATELLI (1'39.953)					
Lap	Seg.1	Seg.2	Seg.3	Seg.4	Lap Time	km/h	Local Time
1		29.435	30.521	29.731		241,9	11:13'23.612
2	23.823	27.339	29.623	28.668	1'49.453	277,8	11:15'13.065
3	23.365	26.882	28.017	27.880	1'46.144	282,9	11:16'59.209
4	22.797	26.595	27.187	27.558	1'44.137	297,7	11:18'43.346
5	22.518	26.493	26.978	27.320	1'43.309	301,8	11:20'26.655
6	22.369	26.195	26.782	27.074	1'42.420	299,3	11:22'09.075
7	22.322	26.111	26.509	26.936	1'41.878	301,8	11:23'50.953
8	22.451	26.002	26.452	27.006	1'41.911	302,7	11:25'32.864
9	22.124	25.868	26.336	26.902	1'41.230	302,7	11:27'14.094
10	23.159	26.560	27.860	41.353	1'58.932P	282,9	11:29'13.026
11	6'41.014	26.687	27.964	27.057	8'02.722P	296,9	11:37'15.748
12	22.293	25.814	26.235	26.901	1'41.243	306,1	11:38'56.991
13	22.040	25.647	26.021	26.698	1'40.406	305,2	11:40'37.397
14	22.036	25.749	26.051	26.590	1'40.426	306,1	11:42'17.823
15	22.376	25.759	26.096	26.689	1'40.920	305,2	11:43'58.743
16	21.931	25.759	26.661	26.720	1'41.071	306,1	11:45'39.814
17	21.922	25.756	25.960	26.577	1'40.215	307,0	11:47'20.029
18	<b>21.805</b>	<b>25.642</b>	<b>25.941</b>	<b>26.565</b>	<b>1'39.953</b>	<b>307,8</b>	11:48'59.982
19	21.945	26.044	26.500	27.019	1'41.508	305,2	11:50'41.490

8°		7 C. DAVIES (1'39.681)					
Lap	Seg.1	Seg.2	Seg.3	Seg.4	Lap Time	km/h	Local Time
1		29.696	30.152	29.728		264,9	11:10'42.046
2	23.719	27.484	28.178	28.100	1'47.481	287,4	11:12'29.527
3	23.053	26.701	27.966	29.148	1'46.868	288,2	11:14'16.395
4	23.096	26.737	27.353	27.467	1'44.653	284,4	11:16'01.048
5	22.447	26.566	26.769	27.236	1'43.018	301,8	11:17'44.066
6	22.248	26.274	26.560	27.253	1'42.335	304,4	11:19'26.401
7	23.529	27.559	27.503	49.242	2'07.833P	297,7	11:21'34.234
8	5'43.029	26.898	27.074	27.623	7'04.624P	300,2	11:28'38.858
9	22.365	26.002	26.401	27.222	1'41.990	304,4	11:30'20.848
10	24.738	26.258	26.727	27.497	1'45.220	301,8	11:32'06.068
11	24.098	26.094	26.177	27.106	1'43.475	305,2	11:33'49.543
12	22.216	25.748	26.053	26.807	1'40.824	<b>308,7</b>	11:35'30.367
13	22.004	25.779	31.940	28.827	1'48.550	307,8	11:37'18.917
14	21.942	25.515	25.966	26.647	1'40.070	307,8	11:38'58.987
15	23.647	26.180	33.598	27.517	1'50.942	303,5	11:40'49.929
16	21.837	25.482	<b>25.747</b>	<b>26.615</b>	<b>1'39.681</b>	304,4	11:42'29.610
17	<b>21.684</b>	<b>25.453</b>	26.068	29.922	1'43.127	306,1	11:44'12.737
18	23.000	26.103	28.126	27.008	1'44.237	304,4	11:45'56.974
19	21.736	25.472	25.782	27.011	1'40.001	307,8	11:47'36.975
20	28.433	41.203	42.653	37.834	2'30.123	140,7	11:50'07.098

11°		91 L. HASLAM (1'39.984)					
Lap	Seg.1	Seg.2	Seg.3	Seg.4	Lap Time	km/h	Local Time
1		28.495	30.872	31.671		239,2	11:07'15.512
2	25.619	27.194	29.024	29.686	1'51.523	268,2	11:09'07.035
3	23.597	26.544	27.827	28.650	1'46.618	292,9	11:10'53.653
4	23.567	26.424	27.490	28.231	1'45.712	292,1	11:12'39.365
5	23.212	26.228	30.291	30.108	1'49.839	302,7	11:14'29.204
6	22.696	25.922	26.861	27.731	1'43.210	298,5	11:16'12.414
7	22.407	27.517	27.230	29.396	1'46.550	275,0	11:17'58.964
8	22.446	25.765	27.134	27.340	1'42.685	276,4	11:19'41.649
9	22.267	25.725	26.428	27.286	1'41.706	292,1	11:21'23.355
10	22.156	25.632	26.205	27.063	1'41.056	295,3	11:23'04.411
11	24.933	27.058	28.952	27.753	1'48.696	285,2	11:24'53.107
12	22.098	25.765	26.558	28.488	1'42.909	303,5	11:26'36.016
13	22.027	25.678	26.221	26.914	1'40.840	304,4	11:28'16.856
14	22.621	26.575	26.415	42.094	1'57.705P	303,5	11:30'14.561
15	10'30.419	26.789	29.412	29.517	1'56.137P	283,7	11:42'10.698
16	22.244	25.769	26.126	26.826	1'40.965	304,4	11:43'51.663
17	<b>21.729</b>	<b>25.564</b>	25.991	<b>26.700</b>	<b>1'39.984</b>	307,8	11:45'31.647
18	21.800	25.609	25.914	26.707	1'40.030	307,8	11:47'11.677
19	21.754	25.572	<b>25.860</b>	28.142	1'41.328	308,7	11:48'53.005
20	21.832	25.589	29.930	43.767	2'01.118P	<b>309,6</b>	11:50'54.123

9°		19 A. BAUTISTA (1'39.837)					
Lap	Seg.1	Seg.2	Seg.3	Seg.4	Lap Time	km/h	Local Time
1		29.522	30.887	30.263		222,0	11:08'34.586
2	24.096	27.301	28.339	28.561	1'48.297	304,4	11:10'22.883
3	22.667	26.461	27.499	28.081	1'44.708	297,7	11:12'07.591
4	22.605	26.194	27.151	27.508	1'43.458	306,1	11:13'51.049
5	22.627	26.051	26.870	27.578	1'43.126	295,3	11:15'34.175
6	22.225	25.928	26.560	27.221	1'41.934	305,2	11:17'16.109
7	22.243	26.309	26.653	27.179	1'42.384	289,7	11:18'58.493
8	22.198	25.744	26.316	26.871	1'41.129	306,1	11:20'39.622
9	22.035	25.893	26.266	26.876	1'41.070	306,1	11:22'20.692
10	22.011	25.721	26.048	26.739	1'40.519	309,6	11:24'01.211
11	23.611	26.203	26.637	41.356	1'57.807P	300,2	11:25'59.018
12	10'46.539	26.316	26.304	27.169	12'06.328P	305,2	11:38'05.346
13	22.383	25.639	26.248	26.939	1'41.209	306,1	11:39'46.555
14	21.940	25.521	25.918	26.851	1'40.230	311,4	11:41'26.785
15	22.036	25.715	26.020	27.022	1'40.793	312,3	11:43'07.578
16	21.972	25.477	26.005	27.029	1'40.483	314,1	11:44'48.061
17	21.963	25.582	26.040	26.900	1'40.485	<b>309,6</b>	11:46'28.546
18	21.983	25.594	25.940	26.767	1'40.284	<b>315,0</b>	11:48'08.830
19	21.932	<b>25.473</b>	25.884	26.858	1'40.147	310,5	11:49'48.977
20	<b>21.876</b>	25.482	<b>25.834</b>	<b>26.645</b>	<b>1'39.837</b>	312,3	11:51'28.814

12°		47 A. BASSANI (1'40.030)					
Lap	Seg.1	Seg.2	Seg.3	Seg.4	Lap Time	km/h	Local Time
1		29.460	30.449	30.437		237,1	11:07'26.291
2	24.692	27.440	29.294	29.479	1'50.905	275,7	11:09'17.196
3	23.516	26.819	27.883	27.976	1'46.194	289,0	11:11'03.390
4	23.111	26.318	27.285	27.455	1'44.169	292,9	11:12'47.559
5	22.685	26.099	27.120	27.145	1'43.049	298,5	11:14'30.608
6	22.424	25.987	26.849	27.059	1'42.319	299,3	11:16'12.927
7	22.493	25.898	26.774	26.970	1'42.135	303,5	11:17'55.062
8	23.919	26.147	26.926	40.148	1'57.140P	303,5	11:19'52.202
9	7'43.056	27.100	26.970	27.398	9'04.524P	301,8	11:28'56.726
10	22.379	25.776	26.554	26.910	1'41.619	304,4	11:30'38.345
11	22.120	25.701	26.242	26.852	1'40.915	306,1	11:32'19.260
12	21.968	25.570	26.170	28.813	1'42.521	<b>307,8</b>	11:34'01.781
13	22.152	25.593	26.294	26.755	1'40.794	307,0	11:35'42.575
14	21.986	25.522	26.122	27.007	1'40.637	306,1	11:37'23.212
15	23.482	26.671	26.499	27.088	1'43.740	306,1	11:39'06.952

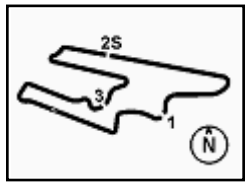
15/10/2021 P = Pits In/Out - C = Lap Time Cancelled

These data/results cannot be reproduced, stored and/or transmitted in whole or in part by any manner of electronic, mechanical, photocopying, recording, broadcasting or otherwise now known or herein after developed without the previous express consent by the copyright owner, except for reproduction in daily press and regular printed publications on sale to the public within 60 days of the event related to those data/results and always provided that copyright symbol appears together as follows below.

© DORNA WSBK ORGANIZATION Srl 2021







**Motul Argentinean Round, 15-17 October 2021**  
**Chronological Analysis Free Practice 1st Session**

San Juan Villicum Circuit 4.276 m

3 / 4

16	22.004	25.549	<b>25.977</b>	<b>26.612</b>	1'40.142	306,1	11:40'47.094	7	22.585	26.329	26.950	26.900	1'42.764	289,7	11:17'55.304
17	22.005	25.390	26.139	26.778	1'40.312	303,5	11:42'27.406	8	22.588	26.313	26.610	26.958	1'42.469	297,7	11:19'37.773
18	21.995	<b>25.279</b>	28.650	27.157	1'43.081	305,2	11:44'10.487	9	22.343	26.143	26.492	26.956	1'41.934	294,5	11:21'19.707
19	21.834	25.562	26.302	26.727	1'40.425	303,5	11:45'50.912	10	22.132	26.021	26.848	41.553	1'56.554P	286,7	11:23'16.261
20	<b>21.802</b>	25.482	26.034	26.712	<b>1'40.030</b>	306,1	11:47'30.942	11	11'15.043	26.983	26.959	26.867	12'35.852P	297,7	11:35'52.113
21	24.339	27.459	26.886	27.120	1'45.804	300,2	11:49'16.746	12	22.225	26.095	26.452	26.671	1'41.443	296,1	11:37'33.556
22	21.914	25.511	26.096	26.700	1'40.221	305,2	11:50'56.967	13	<b>22.008</b>	26.031	26.306	26.880	1'41.225	297,7	11:39'14.781
								14	22.171	26.159	28.850	27.468	1'44.648	292,1	11:40'59.429
								15	22.125	26.007	26.363	26.488	1'40.983	292,1	11:42'40.412
								16	22.059	25.958	27.855	39.574	1'55.446P	295,3	11:44'35.858
								17	3'52.673	26.667	27.492	26.600	5'13.432P	292,9	11:49'49.290
								18	22.009	<b>25.771</b>	<b>26.063</b>	<b>26.478</b>	<b>1'40.321</b>	<b>301,8</b>	11:51'29.611

**13° 60 M. VAN DER MARK (1'40.138)**

Lap	Seg.1	Seg.2	Seg.3	Seg.4	Lap Time	km/h	Local Time
1		29.527	29.533	29.198		245,7	11:07'37.196
2	23.836	27.256	27.701	27.838	1'46.631	275,7	11:09'23.827
3	22.670	26.405	26.984	27.343	1'43.402	292,1	11:11'07.229
4	22.400	26.143	26.631	26.999	1'42.173	303,5	11:12'49.402
5	22.309	25.872	26.970	26.708	1'41.859	284,4	11:14'31.261
6	22.717	25.943	26.402	26.902	1'41.964	295,3	11:16'13.225
7	22.406	26.061	26.851	26.890	1'42.208	270,2	11:17'55.433
8	22.582	26.123	26.384	26.909	1'41.998	301,0	11:19'37.431
9	22.149	26.097	26.407	39.775	1'54.428P	297,7	11:21'31.859
10	13'54.877	28.017	26.471	26.748	15'16.113P	296,1	11:36'47.972
11	22.346	25.876	26.096	26.717	1'41.035	302,7	11:38'29.007
12	21.965	25.709	26.604	26.793	1'41.071	302,7	11:40'10.078
13	22.003	25.640	26.077	26.687	1'40.407	301,8	11:41'50.485
14	24.089	28.111	31.157	26.634	1'49.991	270,2	11:43'40.476
15	21.941	25.649	<b>26.070</b>	<b>26.478</b>	<b>1'40.138</b>	303,5	11:45'20.614
16	<b>21.823</b>	25.695	26.169	26.940	1'40.627	305,2	11:47'01.241
17	22.176	25.868	26.160	26.833	1'41.037	<b>307,0</b>	11:48'42.278
18	21.828	<b>25.549</b>	26.147	26.717	1'40.241	302,7	11:50'22.519

**16° 76 S. CAVALIERI (1'40.429)**

Lap	Seg.1	Seg.2	Seg.3	Seg.4	Lap Time	km/h	Local Time
1		30.805	31.869	30.562		225,8	11:07'27.301
2	24.601	27.684	29.315	28.927	1'50.527	258,6	11:09'17.828
3	23.428	26.866	27.805	27.965	1'46.064	275,0	11:11'03.892
4	22.971	26.404	27.331	27.619	1'44.325	283,7	11:12'48.217
5	22.738	26.199	27.727	28.101	1'44.765	271,6	11:14'32.982
6	23.437	26.505	27.441	29.066	1'46.449	286,7	11:16'19.431
7	23.190	26.785	27.314	27.412	1'44.701	284,4	11:18'04.132
8	22.558	26.088	27.025	27.431	1'43.102	294,5	11:19'47.234
9	23.370	26.475	28.150	27.409	1'45.404	288,2	11:21'32.638
10	22.541	26.078	26.916	27.004	1'42.539	292,9	11:23'15.177
11	23.196	26.289	27.582	40.240	1'57.307P	289,0	11:25'12.484
12	9'30.635	26.583	27.333	27.020	10'51.571P	292,1	11:36'04.055
13	22.264	25.849	26.468	26.991	1'41.572	302,7	11:37'45.627
14	22.245	25.845	26.401	27.075	1'41.566	301,0	11:39'27.193
15	22.195	27.073	28.745	37.594	1'55.607	282,9	11:41'22.800
16	22.422	25.719	26.409	26.786	1'41.336	299,3	11:43'04.136
17	22.142	25.739	26.409	26.950	1'41.240	300,2	11:44'45.376
18	22.002	25.840	26.381	26.917	1'41.140	301,0	11:46'26.516
19	23.053	27.103	26.750	27.116	1'44.022	298,5	11:48'10.538
20	22.091	25.716	26.254	<b>26.669</b>	1'40.730	302,7	11:49'51.268
21	<b>21.956</b>	<b>25.603</b>	<b>26.040</b>	26.830	<b>1'40.429</b>	<b>304,4</b>	11:51'31.697

**14° 53 T. RABAT (1'40.171)**

Lap	Seg.1	Seg.2	Seg.3	Seg.4	Lap Time	km/h	Local Time
1		29.861	30.817	30.247		227,6	11:07'29.207
2	24.232	27.744	29.013	29.081	1'50.070	268,2	11:09'19.277
3	23.264	27.212	28.093	28.109	1'46.678	282,2	11:11'05.955
4	23.060	26.755	27.257	27.640	1'44.712	295,3	11:12'50.667
5	22.649	26.361	27.310	27.318	1'43.638	295,3	11:14'34.305
6	22.478	26.568	27.337	27.228	1'43.611	281,5	11:16'17.916
7	22.327	26.468	27.000	27.173	1'42.968	299,3	11:18'00.884
8	22.143	26.134	26.747	26.948	1'41.972	304,4	11:19'42.856
9	22.182	26.090	26.921	27.034	1'42.227	298,5	11:21'25.083
10	22.359	25.999	26.652	26.857	1'41.867	297,7	11:23'06.950
11	22.420	26.602	30.937	27.529	1'47.488	289,0	11:24'54.438
12	22.334	25.927	26.881	26.857	1'41.999	291,3	11:26'36.437
13	22.181	26.154	26.741	26.822	1'41.898	292,1	11:28'18.335
14	26.253	26.753	26.928	39.483	1'59.417P	278,6	11:30'17.752
15	5'43.376	26.733	27.260	27.036	7'04.405P	282,2	11:37'22.157
16	21.974	25.866	26.476	27.265	1'41.581	289,7	11:39'03.738
17	21.962	26.014	26.830	27.855	1'42.661	300,2	11:40'46.399
18	21.982	25.746	26.128	26.676	1'40.532	304,4	11:42'26.931
19	21.969	25.755	26.614	26.521	1'40.859	301,8	11:44'07.790
20	25.402	26.046	26.375	26.715	1'44.538	299,3	11:45'52.328
21	<b>21.813</b>	25.784	<b>26.069</b>	26.555	1'40.221	293,7	11:47'32.549
22	21.873	27.609	29.267	30.702	1'49.451	297,7	11:49'22.000
23	21.829	<b>25.536</b>	26.290	<b>26.516</b>	<b>1'40.171</b>	<b>306,1</b>	11:51'02.171

**15° 36 L. MERCADO (1'40.321)**

Lap	Seg.1	Seg.2	Seg.3	Seg.4	Lap Time	km/h	Local Time
1		30.384	30.337	30.021		244,6	11:07'24.319
2	24.581	27.587	28.910	28.192	1'49.270	255,0	11:09'13.589
3	23.363	27.168	28.040	27.827	1'46.398	281,5	11:10'59.987
4	23.750	27.680	27.143	27.414	1'45.987	292,9	11:12'45.974
5	22.758	26.607	27.134	27.084	1'43.583	275,7	11:14'29.557
6	22.636	26.223	26.926	27.198	1'42.983	294,5	11:16'12.540

**17° 50 E. LAVERTY (1'41.288)**

Lap	Seg.1	Seg.2	Seg.3	Seg.4	Lap Time	km/h	Local Time
1		30.080	31.387	32.524		227,2	11:12'25.098
2	24.577	27.882	29.370	29.453	1'51.282	280,0	11:14'16.380
3	23.679	27.210	28.060	28.661	1'47.610	280,0	11:16'03.990
4	22.993	26.805	27.757	28.263	1'45.818	293,7	11:17'49.808
5	23.178	26.314	27.364	27.570	1'44.426	301,8	11:19'34.234
6	22.729	26.217	27.070	27.684	1'43.700	297,7	11:21'17.934
7	23.071	26.598	27.873	41.661	1'59.203P	279,3	11:23'17.137
8	5'36.636	27.602	28.583	28.007	7'00.828P	277,8	11:30'17.965
9	22.552	26.344	26.779	27.464	1'43.139	305,2	11:32'01.104
10	22.430	26.215	28.792	27.597	1'45.034	<b>307,0</b>	11:33'46.138
11	22.355	26.195	26.623	27.147	1'42.320	302,7	11:35'28.458
12	22.193	<b>25.907</b>	26.392	27.026	1'41.518	304,4	11:37'09.976
13	25.793	26.276	28.511	40.069	2'00.649P	295,3	11:39'10.625
14	4'33.595	26.626	27.116	27.298	5'54.635P	295,3	11:45'05.260
15	22.405	26.052	26.696	27.090	1'42.243	304,4	11:46'47.503
16	<b>22.072</b>	26.007	<b>26.324</b>	<b>26.885</b>	<b>1'41.288</b>	306,1	11:48'28.791
17	22.158	25.915	28.055	27.699	1'43.827	286,7	11:50'12.618

**18° 3 K. NOZANE (1'42.102)**

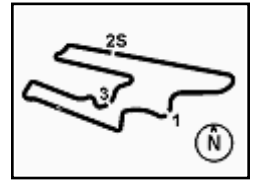
Lap	Seg.1	Seg.2	Seg.3	Seg.4	Lap Time	km/h	Local Time
1		29.924	32.226	31.044		244,6	11:08'57.496
2	24.897	29.589	31.146	30.097	1'55.729	227,2	11:10'53.225
3	25.313	27.884	29.422	29.856	1'52.475	261,7	11:12'45.700
4	23.758	27.053	28.035	28.306	1'47.152	274,3	11:14'32.852

15/10/2021

P = Pits In/Out - C = Lap Time Cancelled

These data/results cannot be reproduced, stored and/or transmitted in whole or in part by any manner of electronic, mechanical, photocopying, recording, broadcasting or otherwise now known or herein after developed without the previous express consent by the copyright owner, except for reproduction in daily press and regular printed publications on sale to the public within 60 days of the event related to those data/results and always provided that copyright symbol appears together as follows below.

© DORNA WSBK ORGANIZATION Srl 2021



**Motul Argentinean Round, 15-17 October 2021**  
**Chronological Analysis Free Practice 1st Session**

San Juan Villicum Circuit 4.276 m

4 / 4

Lap	Seg.1	Seg.2	Seg.3	Seg.4	Lap Time	km/h	Local Time
5	23.329	27.158	27.992	28.056	1'46.535	280,0	11:16'19.387
6	23.045	27.043	27.868	27.705	1'45.661	268,2	11:18'05.048
7	23.639	27.049	27.825	27.397	1'45.910	292,9	11:19'50.958
8	22.806	26.577	27.424	27.638	1'44.445	285,9	11:21'35.403
9	22.809	26.390	27.277	27.618	1'44.094	288,2	11:23'19.497
10	22.557	26.358	27.226	27.212	1'43.353	294,5	11:25'02.850
11	22.455	26.277	27.055	27.681	1'43.468	295,3	11:26'46.318
12	22.536	26.339	27.069	27.060	1'43.004	292,1	11:28'29.322
13	22.419	26.298	26.692	27.048	1'42.457	294,5	11:30'11.779
14	22.296	26.162	32.231	44.789	2'05.478P	<b>301,8</b>	11:32'17.257
15	8'10.630	30.387	27.740	27.381	9'36.138P	271,6	11:41'53.395
16	22.861	26.329	26.975	27.049	1'43.214	293,7	11:43'36.609
17	22.423	26.164	26.641	27.120	1'42.348	299,3	11:45'18.957
18	22.340	26.249	<b>26.474</b>	27.039	<b>1'42.102</b>	298,5	11:47'01.059
19	<b>22.176</b>	<b>26.084</b>	26.781	27.099	1'42.140	293,7	11:48'43.199
20	24.347	27.017	27.166	<b>26.946</b>	1'45.476	282,9	11:50'28.675

21° 4 L. RIBODINO (1'44.408)							
Lap	Seg.1	Seg.2	Seg.3	Seg.4	Lap Time	km/h	Local Time
1		31.718	31.844	31.195	1'52.435	196,7	11:07'42.230
2	25.277	28.559	29.208	29.391	1'52.435	258,6	11:09'34.665
3	23.505	27.444	27.912	28.628	1'47.489	292,1	11:11'22.154
4	23.821	31.830	30.034	28.912	1'54.597	266,9	11:13'16.751
5	23.342	27.144	27.930	28.575	1'46.991	296,9	11:15'03.742
6	23.041	30.972	34.233	28.513	1'56.759	275,0	11:17'00.501
7	23.948	27.038	27.846	43.169	2'02.001P	296,1	11:19'02.502
8	7'46.971	28.410	28.230	28.526	9'12.137P	285,2	11:28'14.639
9	23.587	28.967	<b>28.536</b>	28.202	1'49.292	<b>297,7</b>	11:30'03.931
10	22.920	26.718	<b>27.235</b>	27.828	1'44.701	284,4	11:31'48.632
11	<b>22.824</b>	26.609	29.068	40.715	1'59.216P	296,1	11:33'47.848
12	8'48.247	30.052	28.750	28.920	10'15.969P	212,9	11:44'03.817
13	23.096	26.769	27.604	32.391	1'49.860	295,3	11:45'53.677
14	23.041	26.595	27.766	28.311	1'45.713	296,9	11:47'39.390
15	23.200	26.918	27.364	27.968	1'45.450	295,3	11:49'24.840
16	22.833	<b>26.456</b>	27.333	<b>27.786</b>	<b>1'44.408</b>	296,9	11:51'09.248

19° 23 C. PONSSON (1'42.756)							
Lap	Seg.1	Seg.2	Seg.3	Seg.4	Lap Time	km/h	Local Time
1		30.551	30.490	32.769	265,6	11:07'37.544	
2	24.629	28.143	29.090	29.418	1'51.280	262,4	11:09'28.824
3	23.834	27.574	28.755	28.721	1'48.884	276,4	11:11'17.708
4	23.368	27.012	28.077	29.073	1'47.530	282,9	11:13'05.238
5	24.166	27.097	27.998	28.788	1'48.049	285,2	11:14'53.287
6	23.455	27.275	27.825	28.397	1'46.952	293,7	11:16'40.239
7	23.135	26.844	27.511	28.360	1'45.850	298,5	11:18'26.089
8	23.154	26.903	27.735	27.866	1'45.658	295,3	11:20'11.747
9	22.982	28.556	27.602	42.317	2'01.457P	290,5	11:22'13.204
10	6'02.609	28.646	28.743	28.534	7'28.532P	285,2	11:29'41.736
11	23.282	26.532	27.490	28.023	1'45.327	296,9	11:31'27.063
12	22.888	26.417	27.101	27.723	1'44.129	<b>301,8</b>	11:33'11.192
13	22.881	26.227	27.243	27.622	1'43.973	300,2	11:34'55.165
14	22.708	26.245	27.443	27.992	1'44.388	<b>301,8</b>	11:36'39.553
15	22.873	26.199	26.808	27.723	1'43.603	<b>301,8</b>	11:38'23.156
16	22.685	26.418	27.005	27.451	1'43.559	299,3	11:40'06.715
17	22.664	26.148	27.051	27.595	1'43.458	299,3	11:41'50.173
18	22.653	26.150	26.850	27.345	1'42.998	299,3	11:43'33.171
19	22.461	26.161	26.870	27.403	1'42.895	300,2	11:45'16.066
20	<b>22.421</b>	26.204	26.782	27.485	1'42.892	301,0	11:46'58.958
21	22.521	28.028	27.219	<b>27.341</b>	1'45.109	285,9	11:48'44.067
22	22.633	<b>25.958</b>	<b>26.635</b>	27.530	<b>1'42.756</b>	<b>301,8</b>	11:50'26.823

20° 39 M. SOLORZA (1'43.794)							
Lap	Seg.1	Seg.2	Seg.3	Seg.4	Lap Time	km/h	Local Time
1		30.239	30.816	29.557	198,5	11:07'42.152	
2	24.169	28.161	29.391	28.497	1'50.218	230,1	11:09'32.370
3	23.702	27.556	28.326	28.474	1'48.058	279,3	11:11'20.428
4	23.419	27.655	28.828	28.389	1'48.291	247,4	11:13'08.719
5	23.315	27.328	27.968	28.222	1'46.833	276,4	11:14'55.552
6	23.234	27.462	27.772	27.891	1'46.359	281,5	11:16'41.911
7	23.172	27.222	27.919	39.512	1'57.825P	282,2	11:18'39.736
8	7'25.148	28.318	28.070	28.400	8'49.936P	277,1	11:27'29.672
9	23.269	27.312	27.804	27.875	1'46.260	282,9	11:29'15.932
10	22.843	27.086	27.561	27.723	1'45.213	284,4	11:31'01.145
11	22.900	26.927	27.368	27.888	1'45.083	285,2	11:32'46.228
12	22.904	26.991	27.524	27.761	1'45.180	285,2	11:34'31.408
13	23.546	27.341	28.734	39.319	1'58.940P	272,9	11:36'30.348
14	5'53.974	35.303	29.772	34.811	7'33.860P	235,6	11:44'04.208
15	23.122	27.016	27.289	27.762	1'45.189	281,5	11:45'49.397
16	22.908	26.850	27.343	27.434	1'44.535	<b>289,0</b>	11:47'33.932
17	23.185	28.580	30.417	29.558	1'51.740	268,2	11:49'25.672
18	<b>22.727</b>	<b>26.822</b>	<b>26.936</b>	<b>27.309</b>	<b>1'43.794</b>	288,2	11:51'09.466

15/10/2021 P = Pits In/Out - C = Lap Time Cancelled

These data/results cannot be reproduced, stored and/or transmitted in whole or in part by any manner of electronic, mechanical, photocopying, recording, broadcasting or otherwise now known or herein after developed without the previous express consent by the copyright owner, except for reproduction in daily press and regular printed publications on sale to the public within 60 days of the event related to those data/results and always provided that copyright symbol appears together as follows below.

© DORNA WSBK ORGANIZATION Srl 2021