

Motul Argentinean Round, 15-17 October 2021

Results Free Practice 2nd Session

San Juan Villicum Circuit 4.276 m

1 / 2

No.	Rider	Nat	Team	Bike	Class	Time	Gap	Rel.	Laps	Speed	
										Avg	Max
1	54 T. RAZGATLIOGLU	TUR	Pata Yamaha with Brixx WorldSBK	Yamaha YZF R1		1'37.872			23	157,283	313,2
2	45 S. REDDING	GBR	Aruba.it Racing - Ducati	Ducati Panigale V4 R		1'38.118	0.246	0.246	22	156,889	309,6
3	22 A. LOWES	GBR	Kawasaki Racing Team WorldSBK	Kawasaki ZX-10RR		1'38.420	0.548	0.302	19	156,407	308,7
4	21 M. RINALDI	ITA	Aruba.it Racing - Ducati	Ducati Panigale V4 R		1'38.433	0.561	0.013	19	156,387	311,4
5	1 J. REA	GBR	Kawasaki Racing Team WorldSBK	Kawasaki ZX-10RR		1'38.501	0.629	0.068	7	156,279	310,5
6	7 C. DAVIES	GBR	Team GoEleven	Ducati Panigale V4 R	IND	1'38.814	0.942	0.313	17	155,784	307,0
7	47 A. BASSANI	ITA	Motocorsa Racing	Ducati Panigale V4 R	IND	1'38.851	0.979	0.037	18	155,725	311,4
8	55 A. LOCATELLI	ITA	Pata Yamaha with Brixx WorldSBK	Yamaha YZF R1		1'38.875	1.003	0.024	18	155,687	308,7
9	31 G. GERLOFF	USA	GRT Yamaha WorldSBK Team	Yamaha YZF R1	IND	1'38.879	1.007	0.004	21	155,681	308,7
10	91 L. HASLAM	GBR	Team HRC	Honda CBR1000 RR-R		1'39.177	1.305	0.298	16	155,213	313,2
11	19 A. BAUTISTA	ESP	Team HRC	Honda CBR1000 RR-R		1'39.284	1.412	0.107	18	155,046	314,1
12	32 I. VINALES	ESP	Orelac Racing VerdNatura	Kawasaki ZX-10RR	IND	1'39.291	1.419	0.007	16	155,035	305,2
13	53 T. RABAT	ESP	Kawasaki Puccetti Racing	Kawasaki ZX-10RR	IND	1'39.309	1.437	0.018	20	155,007	308,7
14	60 M. VAN DER MARK	NED	BMW Motorrad WorldSBK Team	BMW M 1000 RR		1'39.323	1.451	0.014	17	154,985	307,0
15	50 E. LAVERTY	IRL	BMW Motorrad WorldSBK Team	BMW M 1000 RR		1'39.526	1.654	0.203	17	154,669	308,7
16	76 S. CAVALIERI	ITA	Barni Racing Team	Ducati Panigale V4 R	IND	1'39.753	1.881	0.227	19	154,317	306,1
17	3 K. NOZANE	JPN	GRT Yamaha WorldSBK Team	Yamaha YZF R1	IND	1'39.857	1.985	0.104	19	154,156	301,8
18	36 L. MERCADO	ARG	MIE Racing Honda Racing	Honda CBR1000 RR-R	IND	1'40.076	2.204	0.219	18	153,819	303,5
19	23 C. PONSSON	FRA	Gil Motor Sport-Yamaha	Yamaha YZF R1	IND	1'40.678	2.806	0.602	21	152,899	306,1
20	39 M. SOLORZA	ARG	OUTDO TPR Team Pedercini Racing	Kawasaki ZX-10RR	IND	1'42.469	4.597	1.791	19	150,227	290,5
21	4 L. RIBODINO	ARG	OUTDO TPR Team Pedercini Racing	Kawasaki ZX-10RR	IND	1'42.776	4.904	0.307	17	149,778	300,2

Qualifying Lap Time (107% of 1'37.872): 1'44.724

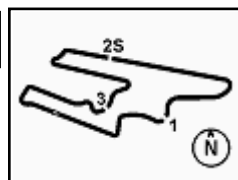
AIR	Humidity:	18%	Temp:	19°C
TRACK	Condition:	Dry	Temp:	40°C

Records	Pole	(SP2)	2018 M.Melandri	1'39.012	155,470	Km/h
	Race	(SPRC)	2019 J.Rea	1'37.462	157,940	Km/h
	All Times	(SPRC)	2019 J.Rea	1'37.462	157,940	Km/h

15/10/2021 Start 15:00 End 15:47 The results are provisional until the end of the time limit for protests and appeals and the completion of the technical checks.

These data/results cannot be reproduced, stored and/or transmitted in whole or in part by any manner of electronic, mechanical, photocopying, recording, broadcasting or otherwise now known or herein after developed without the previous express consent by the copyright owner, except for reproduction in daily press and regular printed publications on sale to the public within 60 days of the event related to those data/results and always provided that copyright symbol appears together as follows below.

© DORNA WSBK ORGANIZATION Srl 2021


Motul Argentinean Round, 15-17 October 2021
Results Free Practice 2nd Session

San Juan Villicum Circuit 4.276 m

2 / 2

Session Highlights

Local Time	No. Rider	Description
15.00.00		Start
15.00.10		WorldSBK Pit Intervention Time: 1m 28sec
15.07.44	19 A. BAUTISTA	Lap Cancelled (1'39.898) - Exceeded Track Limits - Turn 16
15.08.04	54 T. RAZGATLIOGLU	Lap Cancelled (1'40.024) - Exceeded Track Limits - Turn 16
15.10.16	21 M. RINALDI	On Asphalt - Turn 6
15.10.26	21 M. RINALDI	Re-joined
15.14.53	1 J. REA	Crashed - Turn 6
15.27.43	60 M. VAN DER MARK	Lap Cancelled (13'30.574) - Exceeded Track Limits - Turn 16
15.28.12	91 L. HASLAM	Lap Cancelled (13'23.297) - Exceeded Track Limits - Turn 16
15.28.50	54 T. RAZGATLIOGLU	Lap Cancelled (1'38.269) - Exceeded Track Limits - Turn 16
15.36.34	91 L. HASLAM	Lap Cancelled (1'39.311) - Exceeded Track Limits - Turn 16
15.38.14	50 E. LAVERTY	Lap Cancelled (6'30.404) - Exceeded Track Limits - Turn 16
15.46.40	31 G. GERLOFF	Lap Cancelled (1'38.672) - Exceeded Track Limits - Turn 16
15.47.48		End Of Session

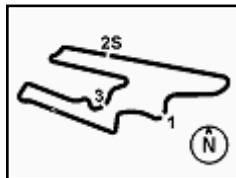
Fastest Laps Sequence

No.	Rider	Nat	Team	Bike	Local Time	Time	Gap	Avg
60	M. VAN DER MARK	NED	BMW Motorrad WorldSBK Team	BMW M 1000 RR	15:03'47.532	1'41.592		151,524
76	S. CAVALIERI	ITA	Barni Racing Team	Ducati Panigale V4 R	15:03'48.011	1'41.497	-0.095	151,666
1	J. REA	GBR	Kawasaki Racing Team WorldSBK	Kawasaki ZX-10RR	15:03'59.260	1'40.379	-1.118	153,355
91	L. HASLAM	GBR	Team HRC	Honda CBR1000 RR-R	15:04'00.205	1'40.355	-0.024	153,391
22	A. LOWES	GBR	Kawasaki Racing Team WorldSBK	Kawasaki ZX-10RR	15:04'03.129	1'39.971	-0.384	153,981
1	J. REA	GBR	Kawasaki Racing Team WorldSBK	Kawasaki ZX-10RR	15:05'38.914	1'39.654	-0.317	154,470
45	S. REDDING	GBR	Aruba.it Racing - Ducati	Ducati Panigale V4 R	15:05'47.420	1'39.459	-0.195	154,773
1	J. REA	GBR	Kawasaki Racing Team WorldSBK	Kawasaki ZX-10RR	15:07'17.930	1'39.016	-0.443	155,466
54	T. RAZGATLIOGLU	TUR	Pata Yamaha with Brixx WorldSBK	Yamaha YZF R1	15:07'18.268	1'38.890	-0.126	155,664
22	A. LOWES	GBR	Kawasaki Racing Team WorldSBK	Kawasaki ZX-10RR	15:07'21.240	1'38.420	-0.470	156,407
54	T. RAZGATLIOGLU	TUR	Pata Yamaha with Brixx WorldSBK	Yamaha YZF R1	15:10'35.340	1'38.397	-0.023	156,444
54	T. RAZGATLIOGLU	TUR	Pata Yamaha with Brixx WorldSBK	Yamaha YZF R1	15:29'52.968	1'38.372	-0.025	156,484
54	T. RAZGATLIOGLU	TUR	Pata Yamaha with Brixx WorldSBK	Yamaha YZF R1	15:36'27.045	1'38.279	-0.093	156,632
54	T. RAZGATLIOGLU	TUR	Pata Yamaha with Brixx WorldSBK	Yamaha YZF R1	15:38'05.271	1'38.226	-0.053	156,716
54	T. RAZGATLIOGLU	TUR	Pata Yamaha with Brixx WorldSBK	Yamaha YZF R1	15:39'43.349	1'38.078	-0.148	156,953
54	T. RAZGATLIOGLU	TUR	Pata Yamaha with Brixx WorldSBK	Yamaha YZF R1	15:41'21.221	1'37.872	-0.206	157,283

Start	End	The results are provisional until the end of the time limit for protests and appeals and the completion of the technical checks.
15/10/2021 15:00	15:47	

These data/results cannot be reproduced, stored and/or transmitted in whole or in part by any manner of electronic, mechanical, photocopying, recording, broadcasting or otherwise now known or herein after developed without the previous express consent by the copyright owner, except for reproduction in daily press and regular printed publications on sale to the public within 60 days of the event related to those data/results and always provided that copyright symbol appears together as follows below.

© DORNA WSBK ORGANIZATION Srl 2021



Motul Argentinean Round, 15-17 October 2021

Free Practices Combined Results after FP2

San Juan Villicum Circuit 4.276 m

No.	Rider	Nat	Team	Bike	Class	FP1	FP2	FP3	Time	Gap	Rel.	Avg	LL
1	54 T. RAZGATLIOGLU	TUR	Pata Yamaha with Brixx WorldSBK	Yamaha YZF R1		1'38.524	1'37.872		1'37.872			157,283	37
2	45 S. REDDING	GBR	Aruba.it Racing - Ducati	Ducati Panigale V4 R		1'39.025	1'38.118		1'38.118	0.246	0.246	156,889	44
3	22 A. LOWES	GBR	Kawasaki Racing Team WorldSBK	Kawasaki ZX-10RR		1'39.298	1'38.420		1'38.420	0.548	0.302	156,407	34
4	21 M. RINALDI	ITA	Aruba.it Racing - Ducati	Ducati Panigale V4 R		1'39.636	1'38.433		1'38.433	0.561	0.013	156,387	38
5	1 J. REA	GBR	Kawasaki Racing Team WorldSBK	Kawasaki ZX-10RR		1'39.068	1'38.501		1'38.501	0.629	0.068	156,279	21
6	7 C. DAVIES	GBR	Team GoEleven	Ducati Panigale V4 R	IND	1'39.681	1'38.814		1'38.814	0.942	0.313	155,784	36
7	47 A. BASSANI	ITA	Motocorsa Racing	Ducati Panigale V4 R	IND	1'40.030	1'38.851		1'38.851	0.979	0.037	155,725	39
8	55 A. LOCATELLI	ITA	Pata Yamaha with Brixx WorldSBK	Yamaha YZF R1		1'39.953	1'38.875		1'38.875	1.003	0.024	155,687	36
9	31 G. GERLOFF	USA	GRT Yamaha WorldSBK Team	Yamaha YZF R1	IND	1'39.589	1'38.879		1'38.879	1.007	0.004	155,681	39
10	91 L. HASLAM	GBR	Team HRC	Honda CBR1000 RR-R		1'39.984	1'39.177		1'39.177	1.305	0.298	155,213	35
11	19 A. BAUTISTA	ESP	Team HRC	Honda CBR1000 RR-R		1'39.837	1'39.284		1'39.284	1.412	0.107	155,046	37
12	32 I. VINALES	ESP	Orelac Racing VerdNatura	Kawasaki ZX-10RR	IND	1'39.464	1'39.291		1'39.291	1.419	0.007	155,035	29
13	53 T. RABAT	ESP	Kawasaki Puccetti Racing	Kawasaki ZX-10RR	IND	1'40.171	1'39.309		1'39.309	1.437	0.018	155,007	42
14	60 M. VAN DER MARK	NED	BMW Motorrad WorldSBK Team	BMW M 1000 RR		1'40.138	1'39.323		1'39.323	1.451	0.014	154,985	34
15	50 E. LAVERTY	IRL	BMW Motorrad WorldSBK Team	BMW M 1000 RR		1'41.288	1'39.526		1'39.526	1.654	0.203	154,669	33
16	76 S. CAVALIERI	ITA	Barni Racing Team	Ducati Panigale V4 R	IND	1'40.429	1'39.753		1'39.753	1.881	0.227	154,317	39
17	3 K. NOZANE	JPN	GRT Yamaha WorldSBK Team	Yamaha YZF R1	IND	1'42.102	1'39.857		1'39.857	1.985	0.104	154,156	38
18	36 L. MERCADO	ARG	MIE Racing Honda Racing	Honda CBR1000 RR-R	IND	1'40.321	1'40.076		1'40.076	2.204	0.219	153,819	35
19	23 C. PONSSON	FRA	Gil Motor Sport-Yamaha	Yamaha YZF R1	IND	1'42.756	1'40.678		1'40.678	2.806	0.602	152,899	42
20	39 M. SOLORZA	ARG	OUTDO TPR Team Pedercini Racing	Kawasaki ZX-10RR	IND	1'43.794	1'42.469		1'42.469	4.597	1.791	150,227	36
21	4 L. RIBODINO	ARG	OUTDO TPR Team Pedercini Racing	Kawasaki ZX-10RR	IND	1'44.408	1'42.776		1'42.776	4.904	0.307	149,778	32

15/10/2021

These data/results cannot be reproduced, stored and/or transmitted in whole or in part by any manner of electronic, mechanical, photocopying, recording, broadcasting or otherwise now known or herein after developed without the previous express consent by the copyright owner, except for reproduction in daily press and regular printed publications on sale to the public within 60 days of the event related to those data/results and always provided that copyright symbol appears together as follows below.

© DORNA WSBK ORGANIZATION Srl 2021

FIAT PERUGIA TIMING



Official Tyre Supplier



Official Timekeeper

Motul Argentinean Round, 15-17 October 2021

Best Sectors & Speed Free Practice 2nd Session

San Juan Villicum Circuit 4.276 m

BEST LAP		
1	54 T. RAZGATLIOGLU	Yamaha YZF R1 1'37.872
2	45 S. REDDING	Ducati Panigale V4 R 1'38.118
3	22 A. LOWES	Kawasaki ZX-10RR 1'38.420
4	21 M. RINALDI	Ducati Panigale V4 R 1'38.433
5	1 J. REA	Kawasaki ZX-10RR 1'38.501
6	7 C. DAVIES	Ducati Panigale V4 R 1'38.814
7	47 A. BASSANI	Ducati Panigale V4 R 1'38.851
8	55 A. LOCATELLI	Yamaha YZF R1 1'38.875
9	31 G. GERLOFF	Yamaha YZF R1 1'38.879
10	91 L. HASLAM	Honda CBR1000 RR-R 1'39.177
11	19 A. BAUTISTA	Honda CBR1000 RR-R 1'39.284
12	32 I. VINALES	Kawasaki ZX-10RR 1'39.291
13	53 T. RABAT	Kawasaki ZX-10RR 1'39.309
14	60 M. VAN DER MARK	BMW M 1000 RR 1'39.323
15	50 E. LAVERTY	BMW M 1000 RR 1'39.526
16	76 S. CAVALIERI	Ducati Panigale V4 R 1'39.753
17	3 K. NOZANE	Yamaha YZF R1 1'39.857
18	36 L. MERCADO	Honda CBR1000 RR-R 1'40.076
19	23 C. PONSSON	Yamaha YZF R1 1'40.678
20	39 M. SOLORZA	Kawasaki ZX-10RR 1'42.469
21	4 L. RIBODINO	Kawasaki ZX-10RR 1'42.776

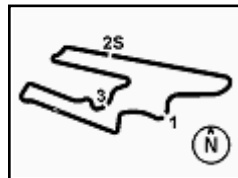
SPEED		
1	19 A. BAUTISTA	Honda CBR1000 RR-R 314,1
2	54 T. RAZGATLIOGLU	Yamaha YZF R1 313,2
3	91 L. HASLAM	Honda CBR1000 RR-R 313,2
4	47 A. BASSANI	Ducati Panigale V4 R 311,4
5	21 M. RINALDI	Ducati Panigale V4 R 311,4
6	1 J. REA	Kawasaki ZX-10RR 310,5
7	45 S. REDDING	Ducati Panigale V4 R 309,6
8	31 G. GERLOFF	Yamaha YZF R1 308,7
9	22 A. LOWES	Kawasaki ZX-10RR 308,7
10	55 A. LOCATELLI	Yamaha YZF R1 308,7
11	53 T. RABAT	Kawasaki ZX-10RR 308,7
12	50 E. LAVERTY	BMW M 1000 RR 308,7
13	60 M. VAN DER MARK	BMW M 1000 RR 307,0
14	7 C. DAVIES	Ducati Panigale V4 R 307,0
15	23 C. PONSSON	Yamaha YZF R1 306,1
16	76 S. CAVALIERI	Ducati Panigale V4 R 306,1
17	32 I. VINALES	Kawasaki ZX-10RR 305,2
18	36 L. MERCADO	Honda CBR1000 RR-R 303,5
19	3 K. NOZANE	Yamaha YZF R1 301,8
20	4 L. RIBODINO	Kawasaki ZX-10RR 300,2
21	39 M. SOLORZA	Kawasaki ZX-10RR 290,5

SEG. 1		SEG. 2		SEG. 3		SEG. 4	
1	54 T. RAZGATLIOGLU 21.380	1	22 A. LOWES 25.162	1	54 T. RAZGATLIOGLU 25.213	1	45 S. REDDING 25.890
2	45 S. REDDING 21.458	2	45 S. REDDING 25.210	2	45 S. REDDING 25.424	2	54 T. RAZGATLIOGLU 25.933
3	1 J. REA 21.515	3	21 M. RINALDI 25.212	3	47 A. BASSANI 25.442	3	21 M. RINALDI 26.002
4	31 G. GERLOFF 21.518	4	1 J. REA 25.226	4	22 A. LOWES 25.486	4	1 J. REA 26.016
5	7 C. DAVIES 21.535	5	54 T. RAZGATLIOGLU 25.240	5	7 C. DAVIES 25.501	5	31 G. GERLOFF 26.033
6	91 L. HASLAM 21.536	6	19 A. BAUTISTA 25.251	6	1 J. REA 25.548	6	22 A. LOWES 26.037
7	21 M. RINALDI 21.562	7	47 A. BASSANI 25.265	7	31 G. GERLOFF 25.560	7	53 T. RABAT 26.141
8	55 A. LOCATELLI 21.565	8	91 L. HASLAM 25.266	8	21 M. RINALDI 25.627	8	55 A. LOCATELLI 26.166
9	22 A. LOWES 21.567	9	60 M. VAN DER MARK 25.332	9	19 A. BAUTISTA 25.651	9	32 I. VINALES 26.202
10	47 A. BASSANI 21.576	10	31 G. GERLOFF 25.379	10	91 L. HASLAM 25.674	10	60 M. VAN DER MARK 26.228
11	32 I. VINALES 21.645	11	55 A. LOCATELLI 25.419	11	60 M. VAN DER MARK 25.677	11	47 A. BASSANI 26.232
12	60 M. VAN DER MARK 21.655	12	7 C. DAVIES 25.473	12	32 I. VINALES 25.691	12	7 C. DAVIES 26.305
13	53 T. RABAT 21.670	13	50 E. LAVERTY 25.496	13	55 A. LOCATELLI 25.725	13	50 E. LAVERTY 26.311
14	76 S. CAVALIERI 21.699	14	32 I. VINALES 25.519	14	53 T. RABAT 25.781	14	76 S. CAVALIERI 26.343
15	19 A. BAUTISTA 21.759	15	76 S. CAVALIERI 25.569	15	76 S. CAVALIERI 25.791	15	91 L. HASLAM 26.343
16	3 K. NOZANE 21.788	16	53 T. RABAT 25.600	16	36 L. MERCADO 25.854	16	3 K. NOZANE 26.398
17	36 L. MERCADO 21.801	17	23 C. PONSSON 25.631	17	3 K. NOZANE 25.890	17	36 L. MERCADO 26.408
18	50 E. LAVERTY 21.828	18	36 L. MERCADO 25.701	18	50 E. LAVERTY 25.891	18	19 A. BAUTISTA 26.414
19	23 C. PONSSON 22.046	19	3 K. NOZANE 25.781	19	23 C. PONSSON 26.028	19	23 C. PONSSON 26.642
20	39 M. SOLORZA 22.386	20	4 L. RIBODINO 25.964	20	39 M. SOLORZA 26.585	20	39 M. SOLORZA 27.074
21	4 L. RIBODINO 22.398	21	39 M. SOLORZA 26.387	21	4 L. RIBODINO 26.631	21	4 L. RIBODINO 27.273

15/10/2021

These data/results cannot be reproduced, stored and/or transmitted in whole or in part by any manner of electronic, mechanical, photocopying, recording, broadcasting or otherwise now known or herein after developed without the previous express consent by the copyright owner, except for reproduction in daily press and regular printed publications on sale to the public within 60 days of the event related to those data/results and always provided that copyright symbol appears together as follows below.

© DORNA WSBK ORGANIZATION Srl 2021



Motul Argentinean Round, 15-17 October 2021

Ideal Times Free Practice 2nd Session

San Juan Villicum Circuit 4.276 m

No.	Rider	Nat	Bike	Seg. 1	Seg. 2	Seg. 3	Seg. 4	Ideal Time			
				Diff. 1	Diff. 2	Diff. 3	Diff. 4	Best Lap	Pos.	Diff.	
1	54 T. RAZGATLIOGLU	TUR	Yamaha YZF R1	21.380	25.240 +0.082	25.213	25.933 +0.024	1'37.766	1'37.872	1	0.106
2	45 S. REDDING	GBR	Ducati Panigale V4 R	21.458 +0.031	25.210	25.424 +0.058	25.890 +0.047	1'37.982	1'38.118	2	0.136
3	22 A. LOWES	GBR	Kawasaki ZX-10RR	21.567 +0.131	25.162	25.486	26.037 +0.037	1'38.252	1'38.420	3	0.168
4	1 J. REA	GBR	Kawasaki ZX-10RR	21.515 +0.029	25.226 +0.167	25.548	26.016	1'38.305	1'38.501	5	0.196
5	21 M. RINALDI	ITA	Ducati Panigale V4 R	21.562	25.212	25.627 +0.030	26.002	1'38.403	1'38.433	4	0.030
6	31 G. GERLOFF	USA	Yamaha YZF R1	21.518 +0.228	25.379 +0.041	25.560 +0.046	26.033 +0.074	1'38.490	1'38.879	9	0.389
7	47 A. BASSANI	ITA	Ducati Panigale V4 R	21.576 +0.181	25.265 +0.155	25.442	26.232	1'38.515	1'38.851	7	0.336
8	7 C. DAVIES	GBR	Ducati Panigale V4 R	21.535	25.473	25.501	26.305	1'38.814	1'38.814	6	
9	91 L. HASLAM	GBR	Honda CBR1000 RR-R	21.536	25.266	25.674 +0.358	26.343	1'38.819	1'39.177	10	0.358
10	55 A. LOCATELLI	ITA	Yamaha YZF R1	21.565	25.419	25.725	26.166	1'38.875	1'38.875	8	
11	60 M. VAN DER MARK	NED	BMW M 1000 RR	21.655 +0.139	25.332	25.677 +0.199	26.228 +0.093	1'38.892	1'39.323	14	0.431
12	32 I. VINALES	ESP	Kawasaki ZX-10RR	21.645 +0.189	25.519	25.691	26.202 +0.045	1'39.057	1'39.291	12	0.234
13	19 A. BAUTISTA	ESP	Honda CBR1000 RR-R	21.759 +0.019	25.251 +0.081	25.651 +0.109	26.414	1'39.075	1'39.284	11	0.209
14	53 T. RABAT	ESP	Kawasaki ZX-10RR	21.670 +0.117	25.600	25.781	26.141	1'39.192	1'39.309	13	0.117
15	76 S. CAVALIERI	ITA	Ducati Panigale V4 R	21.699 +0.305	25.569 +0.046	25.791	26.343	1'39.402	1'39.753	16	0.351
16	50 E. LAVERTY	IRL	BMW M 1000 RR	21.828	25.496	25.891	26.311	1'39.526	1'39.526	15	
17	36 L. MERCADO	ARG	Honda CBR1000 RR-R	21.801 +0.039	25.701	25.854 +0.029	26.408 +0.244	1'39.764	1'40.076	18	0.312
18	3 K. NOZANE	JPN	Yamaha YZF R1	21.788	25.781	25.890	26.398	1'39.857	1'39.857	17	
19	23 C. PONSSON	FRA	Yamaha YZF R1	22.046 +0.038	25.631	26.028 +0.293	26.642	1'40.347	1'40.678	19	0.331
20	4 L. RIBODINO	ARG	Kawasaki ZX-10RR	22.398 +0.079	25.964	26.631 +0.431	27.273	1'42.266	1'42.776	21	0.510
21	39 M. SOLORZA	ARG	Kawasaki ZX-10RR	22.386 +0.037	26.387	26.585	27.074	1'42.432	1'42.469	20	0.037
Overall Ideal Time				21.380	25.162	25.213	25.890	1'37.645			

15/10/2021

These data/results cannot be reproduced, stored and/or transmitted in whole or in part by any manner of electronic, mechanical, photocopying, recording, broadcasting or otherwise now known or herein after developed without the previous express consent by the copyright owner, except for reproduction in daily press and regular printed publications on sale to the public within 60 days of the event related to those data/results and always provided that copyright symbol appears together as follows below.

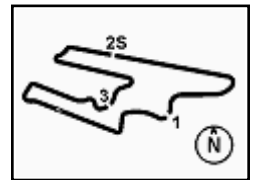
© DORNA WSBK ORGANIZATION Srl 2021

PIRELLI PERUGIA TIMING


Official Tyre Supplier



Official Timekeeper



Motul Argentinean Round, 15-17 October 2021 Chronological Analysis Free Practice 2nd Session

San Juan Villicum Circuit 4.276 m

1 / 4

1° 54 T. RAZGATLIOGLU (1'37.872)							
Lap	Seg.1	Seg.2	Seg.3	Seg.4	Lap Time	km/h	Local Time
1		26.711	26.677	27.317	306,1	15:02'18.581	
2	22.435	25.859	25.960	26.519	1'40.773	296,1	15:03'59.354
3	21.884	25.878	25.684	26.578	1'40.024C	307,8	15:05'39.378
4	21.817	25.359	25.712	26.002	1'38.890	308,7	15:07'18.268
5	21.502	25.445	25.291	26.437	1'38.675	312,3	15:08'56.943
6	21.748	25.391	25.325	25.933	1'38.397	307,0	15:10'35.340
7	21.981	26.061	27.205	39.440	1'54.687P	303,5	15:12'30.027
8	6'09.548	27.354	26.858	26.704	7'30.464P	300,2	15:20'00.491
9	22.218	25.826	25.451	26.518	1'40.013	305,2	15:21'40.504
10	21.677	25.432	25.517	26.200	1'38.826	307,0	15:23'19.330
11	21.585	25.348	25.432	26.111	1'38.476	308,7	15:24'57.806
12	21.525	25.436	25.278	26.030	1'38.269C	309,6	15:26'36.075
13	21.603	25.368	25.375	26.175	1'38.521	309,6	15:28'14.596
14	21.487	25.445	25.337	26.103	1'38.372	307,0	15:29'52.968
15	21.775	25.448	25.322	26.104	1'38.649	308,7	15:31'31.617
16	21.746	25.288	25.460	26.053	1'38.547	307,0	15:33'10.164
17	21.622	25.317	25.427	26.236	1'38.602	307,0	15:34'48.766
18	21.512	25.427	25.304	26.036	1'38.279	306,1	15:36'27.045
19	21.536	25.344	25.280	26.066	1'38.226	306,1	15:38'05.271
20	21.564	25.337	25.230	25.947	1'38.078	306,1	15:39'43.349
21	21.380	25.322	25.213	25.957	1'37.872	307,8	15:41'21.221
22	21.626	25.240	25.588	26.212	1'38.666	311,4	15:42'59.887
23	21.507	25.257	25.519	26.229	1'38.512	313,2	15:44'38.399
24	21.551	25.314	25.524	26.093	1'38.482	309,6	15:46'16.881

2° 45 S. REDDING (1'38.118)							
Lap	Seg.1	Seg.2	Seg.3	Seg.4	Lap Time	km/h	Local Time
1		27.301	27.394	27.364	280,0	15:02'27.111	
2	22.250	25.738	26.275	26.587	1'40.850	292,9	15:04'07.961
3	21.777	25.561	25.865	26.256	1'39.459	308,7	15:05'47.420
4	22.090	25.619	27.072	26.826	1'41.607	308,7	15:07'29.027
5	21.939	25.607	25.681	26.232	1'39.459	307,0	15:09'08.486
6	21.862	25.489	25.679	26.133	1'39.163	307,8	15:10'47.649
7	22.077	25.980	26.124	26.544	1'40.725	303,5	15:12'28.374
8	21.609	25.494	25.731	25.954	1'38.788	307,0	15:14'07.162
9	21.653	25.459	25.614	26.186	1'38.912	305,2	15:15'46.074
10	23.487	28.723	26.257	26.628	1'45.095	292,1	15:17'31.169
11	21.602	25.522	25.686	26.087	1'38.897	305,2	15:19'10.066
12	21.535	29.502	26.735	26.469	1'44.241	289,0	15:20'54.307
13	21.652	25.566	25.608	26.214	1'39.040	307,8	15:22'33.347
14	21.616	25.433	25.800	26.468	1'39.317	307,0	15:24'12.664
15	22.124	34.279	27.764	26.400	1'50.567	289,0	15:26'03.231
16	21.685	25.617	25.789	26.279	1'39.370	308,7	15:27'42.601
17	21.619	25.400	25.632	26.104	1'38.755	307,8	15:29'21.356
18	23.811	29.516	27.395	42.224	2'02.946P	274,3	15:31'24.302
19	6'32.647	26.936	26.599	26.560	7'52.742P	300,2	15:39'17.044
20	21.729	25.397	25.636	26.016	1'38.778	305,2	15:40'55.822
21	21.458	25.244	26.817	26.612	1'40.131	305,2	15:42'35.953
22	21.489	25.210	25.482	25.937	1'38.118	309,6	15:44'14.071
23	21.474	25.356	25.424	25.890	1'38.144	308,7	15:45'52.215

3° 22 A. LOWES (1'38.420)							
Lap	Seg.1	Seg.2	Seg.3	Seg.4	Lap Time	km/h	Local Time
1		27.472	27.673	27.795	283,7	15:02'23.158	
2	21.894	25.731	25.864	26.482	1'39.971	301,8	15:04'03.129
3	21.779	25.471	25.995	26.446	1'39.691	303,5	15:05'42.820
4	21.698	25.162	25.486	26.074	1'38.420	308,7	15:07'21.240
5	21.790	25.955	26.491	26.447	1'40.683	278,6	15:09'01.923
6	21.652	25.254	25.761	26.229	1'38.896	308,7	15:10'40.819
7	21.595	25.304	26.086	26.037	1'39.022	277,8	15:12'19.841
8	21.936	25.468	25.639	26.157	1'39.200	304,4	15:13'59.041

9	21.809	30.242	26.540	39.524	1'58.115P	287,4	15:15'57.156
10	8'41.659	26.150	25.938	26.613	1'00.360P	307,0	15:25'57.516
11	21.680	25.455	26.224	27.589	1'50.948	307,0	15:27'48.464
12	21.669	25.384	25.532	26.323	1'38.908	307,8	15:29'27.372
13	21.567	25.426	25.609	26.439	1'39.041	305,2	15:31'06.413
14	21.644	25.377	25.702	26.446	1'39.169	307,8	15:32'45.582
15	26.787	26.522	25.932	26.581	1'45.822	303,5	15:34'31.404
16	21.692	25.537	25.869	26.321	1'39.419	301,8	15:36'10.823
17	21.763	25.502	25.818	26.413	1'39.496	303,5	15:37'50.319
18	21.756	25.455	25.662	26.153	1'39.026	301,8	15:39'29.345
19	23.866	28.508	26.549	40.497	1'59.420P	285,2	15:41'28.765
20	3'08.240	26.017	25.894	26.486	4'26.637P	305,2	15:45'55.402

4° 21 M. RINALDI (1'38.433)							
Lap	Seg.1	Seg.2	Seg.3	Seg.4	Lap Time	km/h	Local Time
1		26.798	26.951	27.051	296,9	15:02'35.603	
2	22.087	25.689	26.014	26.841	1'42.631	307,0	15:04'18.234
3	21.913	25.406	26.083	26.748	1'40.150	309,6	15:05'58.384
4	21.726	25.391	25.792	26.320	1'39.229	307,0	15:07'37.613
5	21.564	25.527	25.835	26.460	1'39.386	310,5	15:09'16.999
6	21.679	29.175	28.290	39.675	1'58.819P	283,7	15:11'15.818
7	6'28.981	26.022	26.810	26.789	7'48.602P	301,8	15:19'04.420
8	21.984	25.510	26.190	26.580	1'40.264	304,4	15:20'44.684
9	22.435	25.902	26.003	27.045	1'41.385	307,0	15:22'26.069
10	21.925	25.551	25.814	26.538	1'39.828	306,1	15:24'05.897
11	21.757	25.342	25.691	26.358	1'39.148	309,6	15:25'45.045
12	21.580	25.356	25.627	26.333	1'38.896	308,7	15:27'23.941
13	21.620	25.239	25.729	26.161	1'38.749	306,1	15:29'02.690
14	22.814	26.706	27.319	40.064	1'56.903P	296,1	15:30'59.593
15	5'25.872	25.989	26.548	26.396	6'44.805P	298,5	15:37'44.398
16	21.630	25.382	25.764	26.335	1'39.111	302,7	15:39'23.509
17	21.584	25.214	25.826	26.146	1'38.770	307,0	15:41'02.279
18	22.713	28.173	26.274	26.624	1'43.784	290,5	15:42'46.063
19	21.562	25.212	25.657	26.002	1'38.433	311,4	15:44'24.496
20	24.864	26.908	26.968	39.903	1'58.643P	278,6	15:46'23.139

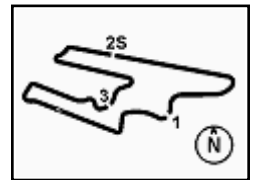
5° 1 J. REA (1'38.501)							
Lap	Seg.1	Seg.2	Seg.3	Seg.4	Lap Time	km/h	Local Time
1		26.501	26.895	27.099	282,2	15:02'18.881	
2	22.269	25.705	25.759	26.646	1'40.379	306,1	15:03'59.260
3	21.871	25.483	25.581	26.719	1'39.654	308,7	15:05'38.914
4	21.729	25.447	25.566	26.284	1'39.016	307,8	15:07'17.930
5	21.624	26.000	25.615	26.148	1'39.387	306,1	15:08'57.317
6	21.858	25.486	25.845	26.169	1'39.358	308,7	15:10'36.675
7	21.515	25.226	25.738	26.107	1'38.586	310,5	15:12'15.261
8	21.544	25.393	25.548	26.016	1'38.501	307,0	15:13'53.762

6° 7 C. DAVIES (1'38.814)							
Lap	Seg.1	Seg.2	Seg.3	Seg.4	Lap Time	km/h	Local Time
1		27.639	28.333	27.577	285,2	15:03'10.152	
2	22.289	25.899	26.063	26.998	1'41.249	303,5	15:04'51.401
3	21.942	25.723	25.707	27.094	1'40.466	304,4	15:06'31.867
4	24.656	26.313	26.039	27.388	1'44.396	303,5	15:08'16.263
5	21.668	25.634	25.960	26.451	1'39.713	305,2	15:09'55.976
6	21.777	25.700	25.760	26.431	1'39.668	301,8	15:11'35.644
7	22.473	27.192	26.976	26.862	1'43.503	301,8	15:13'19.147
8	21.714	25.732	25.702	26.790	1'39.938	301,8	15:14'59.085
9	23.592	28.466	27.757	40.811	2'00.626P	290,5	15:16'59.711
10	8'22.684	27.318	31.192	27.453	9'48.647P	303,5	15:26'48.358
11	21.837	25.760	25.951	27.004	1'40.552	304,4	15:28'28.910
12	21.835	25.767	25.583	26.602	1'39.787	304,4	15:30'08.697
13	21.862	25.532	30.077	26.985	1'44.456	307,0	15:31'53.153
14	21.904	25.616	27.858	28.117	1'43.495	305,2	15:33'36.648

15/10/2021 P = Pits In/Out - C = Lap Time Cancelled

These data/results cannot be reproduced, stored and/or transmitted in whole or in part by any manner of electronic, mechanical, photocopying, recording, broadcasting or otherwise now known or herein after developed without the previous express consent by the copyright owner, except for reproduction in daily press and regular printed publications on sale to the public within 60 days of the event related to those data/results and always provided that copyright symbol appears together as follows below.

© DORNA WSBK ORGANIZATION Srl 2021



Motul Argentinean Round, 15-17 October 2021 Chronological Analysis Free Practice 2nd Session

San Juan Villicum Circuit 4.276 m

2 / 4

15	22.190	25.920	26.927	41.211	1'56.248P	303,5	15:35'32.896	13	21.703	25.491	25.560	26.504	1'39.258	307,8	15:22'44.244
16	6'16.887	26.451	26.653	27.430	7'37.421P	302,7	15:43'10.317	14	22.246	25.845	26.115	39.640	1'53.846P	302,7	15:24'38.090
17	22.712	28.073	26.095	26.832	1'43.712	300,2	15:44'54.029	15	7'32.567	26.679	26.129	26.459	8'51.834P	302,7	15:33'29.924
18	21.535	25.473	25.501	26.305	1'38.814	306,1	15:46'32.843	16	23.103	25.622	26.182	26.308	1'41.215	304,4	15:35'11.139

7° 47 A. BASSANI (1'38.851)

Lap	Seg.1	Seg.2	Seg.3	Seg.4	Lap Time	km/h	Local Time
1		27.104	26.552	27.557	301,0	15:02'56.885	
2	21.900	25.720	26.040	26.736	1'40.396	304,4	15:04'37.281
3	21.758	25.403	25.758	26.544	1'39.463	307,8	15:06'16.744
4	22.322	26.270	25.973	26.669	1'41.234	306,1	15:07'57.978
5	21.671	25.328	25.630	26.392	1'39.021	308,7	15:09'36.999
6	21.576	25.488	25.596	26.410	1'39.070	307,8	15:11'16.069
7	21.686	25.312	25.515	26.350	1'38.863	307,8	15:12'54.932
8	22.465	26.276	26.912	39.126	1'54.779P	302,7	15:14'49.711
9	6'27.664	26.363	26.217	26.613	7'46.857P	303,5	15:22'36.566
10	21.759	25.360	25.531	26.336	1'38.986	308,7	15:24'15.554
11	21.700	25.265	25.601	26.364	1'38.930	311,4	15:25'54.484
12	23.178	26.980	29.790	39.406	1'59.354P	279,3	15:27'53.838
13	3'49.182	26.299	26.248	26.997	5'08.726P	306,1	15:33'02.564
14	21.717	25.410	25.787	26.426	1'39.340	305,2	15:34'41.904
15	21.596	25.369	25.765	26.352	1'39.082	306,1	15:36'20.986
16	23.737	26.637	26.048	38.914	1'55.336P	306,1	15:38'16.322
17	3'03.889	26.316	26.091	26.655	4'22.951P	306,1	15:42'39.273
18	21.908	25.303	25.531	26.499	1'39.241	311,4	15:44'18.514
19	21.757	25.420	25.442	26.232	1'38.851	310,5	15:45'57.365

10° 91 L. HASLAM (1'39.177)

Lap	Seg.1	Seg.2	Seg.3	Seg.4	Lap Time	km/h	Local Time
1		31.889	30.525	31.851	216,7	15:02'19.850	
2	22.121	25.541	26.099	26.594	1'40.355	294,5	15:04'00.205
3	21.804	25.441	26.572	26.784	1'40.601	302,7	15:05'40.806
4	21.719	25.498	25.764	26.815	1'39.796	307,8	15:07'20.602
5	22.304	25.778	25.833	26.584	1'40.499	308,7	15:09'01.101
6	21.798	25.458	25.674	26.371	1'39.301	308,7	15:10'40.402
7	21.693	25.506	26.563	40.458	1'54.220P	310,5	15:12'34.622
8	11'57.318	29.324	29.119	27.536	13'23.297CP	263,7	15:25'57.919
9	21.713	25.585	31.737	32.720	1'51.755	301,0	15:27'49.674
10	21.689	25.435	25.774	26.442	1'39.340	305,2	15:29'29.014
11	22.322	26.557	29.743	27.746	1'46.368	286,7	15:31'15.382
12	22.599	26.945	28.836	29.981	1'48.361	302,7	15:33'03.743
13	21.801	25.375	25.758	26.377	1'39.311C	308,7	15:34'43.054
14	22.846	27.319	26.857	40.725	1'57.747P	301,0	15:36'40.801
15	4'49.200	26.457	26.897	27.111	6'09.665P	298,5	15:42'50.466
16	23.679	25.841	26.087	26.777	1'42.384	310,5	15:44'32.850
17	21.536	25.266	26.032	26.343	1'39.177	313,2	15:46'12.027

8° 55 A. LOCATELLI (1'38.875)

Lap	Seg.1	Seg.2	Seg.3	Seg.4	Lap Time	km/h	Local Time
1		27.791	32.719	32.297	247,4	15:02'24.824	
2	22.390	25.763	26.282	26.810	1'41.245	299,3	15:04'06.069
3	22.143	25.805	26.045	26.754	1'40.747	305,2	15:05'46.816
4	21.907	25.643	25.812	26.497	1'39.859	307,0	15:07'26.675
5	21.707	25.529	26.101	26.433	1'39.770	308,7	15:09'06.445
6	22.635	27.071	26.281	39.358	1'55.345P	293,7	15:11'01.790
7	11'04.978	26.288	26.282	26.777	12'24.325P	302,7	15:23'26.115
8	21.860	25.579	25.984	26.403	1'39.826	306,1	15:25'05.941
9	21.603	25.606	25.887	26.348	1'39.444	308,7	15:26'45.385
10	21.582	25.637	25.752	26.384	1'39.355	306,1	15:28'24.740
11	21.926	25.653	27.708	26.616	1'41.903	307,0	15:30'06.643
12	21.826	25.640	25.963	26.667	1'40.096	305,2	15:31'46.739
13	21.792	25.611	25.906	26.501	1'39.810	303,5	15:33'26.549
14	21.781	25.664	31.011	27.148	1'45.604	304,4	15:35'12.153
15	21.844	25.751	25.912	26.385	1'39.892	300,2	15:36'52.045
16	21.844	25.693	25.918	39.064	1'52.519P	301,0	15:38'44.564
17	2'50.656	27.992	27.418	29.559	4'15.625P	273,6	15:43'00.189
18	21.903	25.426	25.827	26.229	1'39.385	301,0	15:44'39.574
19	21.565	25.419	25.725	26.166	1'38.875	296,9	15:46'18.449

11° 19 A. BAUTISTA (1'39.284)

Lap	Seg.1	Seg.2	Seg.3	Seg.4	Lap Time	km/h	Local Time
1		26.601	26.747	27.221	290,5	15:02'19.418	
2	22.102	25.643	26.073	26.581	1'40.399	285,2	15:03'59.817
3	21.870	25.421	26.042	26.565	1'39.898C	307,8	15:05'39.715
4	21.882	25.343	26.061	27.088	1'40.374	303,5	15:07'20.089
5	21.779	25.350	25.764	26.539	1'39.432	309,6	15:08'59.521
6	21.877	25.424	25.870	26.510	1'39.681	298,5	15:10'39.202
7	21.925	25.469	25.839	26.544	1'39.777	301,0	15:12'18.979
8	21.806	25.405	25.875	26.574	1'39.660	309,6	15:13'58.639
9	22.025	25.944	26.928	40.937	1'55.834P	294,5	15:15'54.473
10	10'31.354	26.838	26.548	26.907	11'51.647P	285,2	15:27'46.120
11	21.822	25.251	25.888	26.710	1'39.671	307,0	15:29'25.791
12	21.828	25.474	25.839	26.727	1'39.868	312,3	15:31'05.659
13	21.890	25.362	25.964	26.622	1'39.838	310,5	15:32'45.497
14	21.895	25.479	25.953	26.565	1'39.892	310,5	15:34'25.389
15	21.809	25.742	27.263	41.025	1'55.839P	307,0	15:36'21.228
16	3'03.684	25.820	25.982	26.699	4'22.185P	301,0	15:40'43.413
17	22.082	25.445	25.934	26.670	1'40.131	314,1	15:42'23.544
18	21.778	25.332	25.760	26.414	1'39.284	313,2	15:44'02.828
19	21.759	25.337	25.651	26.667	1'39.414	311,4	15:45'42.242

9° 31 G. GERLOFF (1'38.879)

Lap	Seg.1	Seg.2	Seg.3	Seg.4	Lap Time	km/h	Local Time
1		26.601	26.556	27.115	301,8	15:02'46.100	
2	22.014	25.605	26.140	27.110	1'40.869	305,2	15:04'26.969
3	21.844	25.738	26.012	26.477	1'40.071	305,2	15:06'07.040
4	22.451	26.074	26.169	26.323	1'41.017	303,5	15:07'48.057
5	21.828	25.682	25.810	26.463	1'39.783	304,4	15:09'27.840
6	21.786	25.519	25.839	26.526	1'39.670	304,4	15:11'07.510
7	21.693	25.938	25.772	26.193	1'39.596	303,5	15:12'47.106
8	21.846	25.563	25.717	26.306	1'39.432	305,2	15:14'26.538
9	21.688	25.618	25.716	26.033	1'39.055	302,7	15:16'05.593
10	21.619	25.415	25.620	26.248	1'38.902	303,5	15:17'44.495
11	22.743	26.299	25.758	26.269	1'41.069	303,5	15:19'25.564
12	21.781	25.622	25.804	26.215	1'39.422	305,2	15:21'04.986

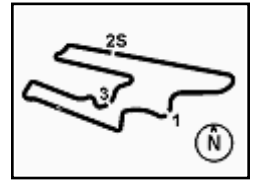
12° 32 I. VINALES (1'39.291)

Lap	Seg.1	Seg.2	Seg.3	Seg.4	Lap Time	km/h	Local Time
1		27.299	27.563	33.914	293,7	15:02'23.527	
2	22.334	25.840	26.179	26.780	1'41.133	300,2	15:04'04.660
3	22.025	25.793	26.167	26.621	1'40.606	303,5	15:05'45.266
4	21.868	25.659	25.786	26.563	1'39.876	300,2	15:07'25.142
5	21.816	25.620	26.263	26.999	1'40.698	305,2	15:09'05.840
6	21.856	25.602	25.940	26.372	1'39.770	302,7	15:10'45.610
7	22.402	29.380	26.925	27.014	1'45.721	280,0	15:12'31.331
8	21.787	25.773	26.108	39.411	1'53.079P	300,2	15:14'24.410

15/10/2021 P = Pits In/Out - C = Lap Time Cancelled

These data/results cannot be reproduced, stored and/or transmitted in whole or in part by any manner of electronic, mechanical, photocopying, recording, broadcasting or otherwise now known or herein after developed without the previous express consent by the copyright owner, except for reproduction in daily press and regular printed publications on sale to the public within 60 days of the event related to those data/results and always provided that copyright symbol appears together as follows below.

© DORNA WSBK ORGANIZATION Srl 2021



Motul Argentinean Round, 15-17 October 2021 Chronological Analysis Free Practice 2nd Session

San Juan Villicum Circuit 4.276 m

3 / 4

9	10'16.022	26.338	26.284	26.316	11'34.960P	299,3	15:25'59.370	7	9'17.263	26.874	28.258	27.308	10'39.703P	286,7	15:21'31.390
10	22.064	29.972	26.189	26.777	1'45.002	284,4	15:27'44.372	8	22.105	25.859	26.139	26.595	1'40.698	307,0	15:23'12.088
11	21.820	25.753	25.928	26.291	1'39.792	300,2	15:29'24.164	9	21.975	25.627	25.944	26.689	1'40.235	308,7	15:24'52.323
12	28.642	25.927	26.087	26.376	1'47.032	298,5	15:31'11.196	10	22.065	25.764	26.102	26.669	1'40.600	304,4	15:26'32.923
13	23.099	26.760	26.676	39.267	1'55.802P	292,9	15:33'06.998	11	22.096	26.366	27.737	40.262	1'56.461P	298,5	15:28'29.384
14	6'10.009	34.499	26.733	26.348	7'37.589P	247,4	15:40'44.587	12	5'07.164	27.731	28.154	27.355	6'30.404CP	284,4	15:34'59.788
15	21.815	25.639	25.780	26.202	1'39.436	301,8	15:42'24.023	13	22.130	25.791	25.987	26.609	1'40.517	303,5	15:36'40.305
16	21.834	25.519	25.691	26.247	1'39.291	303,5	15:44'03.314	14	21.922	25.640	25.946	26.538	1'40.046	302,7	15:38'20.351
17	21.645	25.638	25.837	26.254	1'39.374	304,4	15:45'42.688	15	21.956	25.621	25.898	26.396	1'39.871	306,1	15:40'00.222
								16	24.548	28.268	27.681	27.498	1'47.995	256,8	15:41'48.217
								17	21.828	25.496	25.891	26.311	1'39.526	305,2	15:43'27.743
								18	28.673	25.999	27.193	26.702	1'48.567	305,2	15:45'16.310

13° 53 T. RABAT (1'39.309)

Lap	Seg.1	Seg.2	Seg.3	Seg.4	Lap Time	km/h	Local Time
1		27.790	28.597	27.808		301,0	15:02'10.635
2	22.373	26.202	26.982	27.007	1'42.564	301,8	15:03'53.199
3	22.118	26.030	26.624	27.007	1'41.779	292,9	15:05'34.978
4	21.940	25.912	26.516	26.763	1'41.131	300,2	15:07'16.109
5	21.899	26.018	26.161	26.712	1'40.790	301,0	15:08'56.899
6	22.150	25.887	26.209	26.484	1'40.730	296,1	15:10'37.629
7	22.045	25.880	27.437	26.595	1'41.957	303,5	15:12'19.586
8	21.847	26.177	26.116	26.615	1'40.755	292,1	15:14'00.341
9	22.130	27.009	26.192	39.525	1'54.856P	297,7	15:15'55.197
10	9'52.777	27.123	28.053	27.102	11'15.055P	301,8	15:27'10.252
11	21.964	26.077	26.457	26.711	1'41.209	300,2	15:28'51.461
12	21.925	25.945	26.133	26.857	1'40.860	301,0	15:30'32.321
13	21.797	25.866	26.653	26.672	1'40.988	299,3	15:32'13.309
14	21.873	25.912	26.178	26.776	1'40.739	299,3	15:33'54.048
15	23.686	26.094	26.187	26.606	1'42.573	299,3	15:35'36.621
16	21.959	25.914	26.160	30.933	1'44.966	298,5	15:37'21.587
17	22.072	25.820	26.244	26.491	1'40.627	294,5	15:39'02.214
18	21.670	25.731	25.885	26.377	1'39.663	297,7	15:40'41.877
19	37.063	28.031	26.180	26.492	1'57.766	292,1	15:42'39.643
20	22.228	25.619	25.949	26.338	1'40.134	308,7	15:44'19.777
21	21.787	25.600	25.781	26.141	1'39.309	306,1	15:45'59.086

16° 76 S. CAVALIERI (1'39.753)

Lap	Seg.1	Seg.2	Seg.3	Seg.4	Lap Time	km/h	Local Time
1		28.157	28.204	27.070		289,0	15:02'06.514
2	22.247	25.891	26.518	26.841	1'41.497	301,0	15:03'48.011
3	22.222	25.814	26.123	26.695	1'40.854	304,4	15:05'28.865
4	22.068	25.755	25.938	26.775	1'40.536	302,7	15:07'09.401
5	21.944	25.846	25.981	26.691	1'40.462	302,7	15:08'49.863
6	21.984	25.752	26.031	26.586	1'40.353	303,5	15:10'30.216
7	23.912	26.604	34.259	26.790	1'51.565	295,3	15:12'21.781
8	22.497	26.112	27.368	30.099	1'46.076	301,0	15:14'07.857
9	21.962	25.644	25.813	26.519	1'39.938	305,2	15:15'47.795
10	21.885	25.741	25.915	26.565	1'40.106	301,8	15:17'27.901
11	23.130	28.914	26.598	39.518	1'58.160P	296,9	15:19'26.061
12	10'33.751	27.904	32.275	32.072	12'06.002P	283,7	15:31'32.063
13	22.077	25.713	25.830	26.533	1'40.153	302,7	15:33'12.216
14	21.897	25.612	25.899	26.542	1'39.950	301,0	15:34'52.166
15	22.026	25.872	26.044	26.588	1'40.530	299,3	15:36'32.696
16	21.836	25.702	26.089	26.607	1'40.234	298,5	15:38'12.930
17	24.231	32.105	32.969	30.288	1'59.593	249,1	15:40'12.523
18	22.004	25.615	25.791	26.343	1'39.753	304,4	15:41'52.276
19	21.943	25.593	25.923	26.443	1'39.902	305,2	15:43'32.178
20	21.699	25.569	26.181	27.074	1'40.523	306,1	15:45'12.701

14° 60 M. VAN DER MARK (1'39.323)

Lap	Seg.1	Seg.2	Seg.3	Seg.4	Lap Time	km/h	Local Time
1		28.671	27.379	27.226		269,6	15:02'05.940
2	22.254	25.993	26.571	26.774	1'41.592	296,1	15:03'47.532
3	22.078	25.841	26.095	26.769	1'40.783	300,2	15:05'28.315
4	21.907	25.747	25.910	26.612	1'40.176	302,7	15:07'08.491
5	21.936	27.396	26.077	26.495	1'41.904	306,1	15:08'50.395
6	21.995	25.754	26.012	26.515	1'40.276	306,1	15:10'30.671
7	22.433	26.494	31.467	38.841	1'59.235P	292,9	15:12'29.906
8	12'11.934	26.053	26.117	26.470	13'30.574CP	305,2	15:26'00.480
9	22.393	27.850	26.331	31.781	1'48.355	290,5	15:27'48.835
10	21.748	25.568	25.837	26.456	1'39.609	307,0	15:29'28.444
11	23.184	26.007	25.963	38.842	1'53.996P	302,7	15:31'22.440
12	2'53.243	25.994	26.085	26.339	4'11.661P	298,5	15:35'34.101
13	21.781	25.752	29.598	29.756	1'46.887	298,5	15:37'20.988
14	21.810	25.618	26.017	26.337	1'39.782	296,9	15:39'00.770
15	21.655	25.498	25.677	31.496	1'44.326	302,7	15:40'45.096
16	21.833	25.406	25.897	26.228	1'39.364	303,5	15:42'24.460
17	21.794	25.332	25.876	26.321	1'39.323	306,1	15:44'03.783
18	21.918	25.534	25.894	26.398	1'39.744	306,1	15:45'43.527

17° 3 K. NOZANE (1'39.857)

Lap	Seg.1	Seg.2	Seg.3	Seg.4	Lap Time	km/h	Local Time
1		27.332	28.111	27.408		287,4	15:02'12.511
2	22.403	26.066	26.662	27.428	1'42.559	292,9	15:03'55.070
3	22.371	26.610	29.638	28.066	1'46.685	285,2	15:05'41.755
4	21.975	25.953	26.178	26.568	1'40.674	297,7	15:07'22.429
5	22.248	25.977	26.367	27.645	1'42.237	296,9	15:09'04.666
6	22.059	25.825	26.280	26.607	1'40.771	287,4	15:10'45.437
7	22.163	27.558	26.381	27.062	1'43.164	294,5	15:12'28.601
8	22.586	27.946	27.199	26.754	1'44.485	263,7	15:14'13.086
9	22.405	26.087	26.442	26.772	1'41.706	293,7	15:15'54.792
10	22.293	26.302	26.397	26.663	1'41.655	289,0	15:17'36.447
11	22.245	26.036	26.379	26.747	1'41.407	297,7	15:19'17.854
12	25.592	31.695	26.942	26.762	1'50.991	285,9	15:21'08.845
13	22.139	26.249	26.547	26.852	1'41.787	299,3	15:22'50.632
14	25.512	27.161	30.242	43.383	2'06.298P	282,2	15:24'56.930
15	10'00.042	28.764	29.729	26.678	11'25.213P	268,2	15:36'22.143
16	22.213	25.915	26.099	26.467	1'40.694	296,1	15:38'02.837
17	25.682	36.202	30.016	26.478	1'58.378	243,5	15:40'01.215
18	21.788	25.781	25.890	26.398	1'39.857	297,7	15:41'41.072
19	25.762	26.527	26.489	26.758	1'45.536	301,8	15:43'26.608
20	22.047	26.072	26.346	26.715	1'41.180	295,3	15:45'07.788

15° 50 E. LAVERTY (1'39.526)

Lap	Seg.1	Seg.2	Seg.3	Seg.4	Lap Time	km/h	Local Time
1		28.264	28.040	28.133		275,7	15:02'09.761
2	22.483	26.109	26.568	27.425	1'42.585	303,5	15:03'52.346
3	22.232	25.694	26.324	26.791	1'41.041	303,5	15:05'33.387
4	22.056	25.786	26.063	26.817	1'40.722	307,8	15:07'14.109
5	22.017	25.785	26.126	26.654	1'40.582	307,0	15:08'54.691
6	22.867	27.953	26.255	39.921	1'56.996P	288,2	15:10'51.687

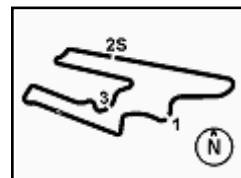
18° 36 L. MERCADO (1'40.076)

Lap	Seg.1	Seg.2	Seg.3	Seg.4	Lap Time	km/h	Local Time
1		29.069	30.143	35.117		277,1	15:02'20.501
2	22.595	25.966	26.264	26.673	1'41.498	301,8	15:04'01.999

15/10/2021 P = Pits In/Out - C = Lap Time Cancelled

These data/results cannot be reproduced, stored and/or transmitted in whole or in part by any manner of electronic, mechanical, photocopying, recording, broadcasting or otherwise now known or herein after developed without the previous express consent by the copyright owner, except for reproduction in daily press and regular printed publications on sale to the public within 60 days of the event related to those data/results and always provided that copyright symbol appears together as follows below.

© DORNA WSBK ORGANIZATION Srl 2021



Motul Argentinean Round, 15-17 October 2021 Chronological Analysis Free Practice 2nd Session

San Juan Villicum Circuit 4.276 m

4 / 4

Lap	Seg.1	Seg.2	Seg.3	Seg.4	Lap Time	km/h	Local Time
3	22.291	25.828	26.107	26.546	1'40.772	303,5	15:05'42.771
4	22.072	25.758	26.176	26.576	1'40.582	301,0	15:07'23.353
5	22.122	25.834	26.147	27.109	1'41.212	303,5	15:09'04.565
6	22.001	25.841	26.180	26.720	1'40.742	300,2	15:10'45.307
7	22.524	28.725	26.560	40.153	1'57.962P	296,9	15:12'43.269
8	8'18.937	26.959	30.266	27.118	9'43.280P	297,7	15:22'26.549
9	22.069	25.862	26.022	27.049	1'41.002	300,2	15:24'07.551
10	22.099	25.841	25.976	26.476	1'40.392	302,7	15:25'47.943
11	21.876	25.972	25.854	26.573	1'40.275	297,7	15:27'28.218
12	22.002	25.783	26.005	26.578	1'40.368	298,5	15:29'08.586
13	22.006	25.888	25.992	26.448	1'40.334	293,7	15:30'48.920
14	22.852	31.047	26.931	39.889	2'00.719P	277,8	15:32'49.639
15	5'24.063	29.994	26.197	26.620	6'46.874P	292,1	15:39'36.513
16	22.578	25.861	26.076	26.666	1'41.181	298,5	15:41'17.694
17	21.958	25.711	26.725	26.510	1'40.904	301,8	15:42'58.598
18	21.840	25.701	25.883	26.652	1'40.076	303,5	15:44'38.674
19	21.801	25.802	26.105	26.408	1'40.116	298,5	15:46'18.790

21° 4 L. RIBODINO (1'42.776)							
Lap	Seg.1	Seg.2	Seg.3	Seg.4	Lap Time	km/h	Local Time
1		29.134	28.973	29.258		275,0	15:02'29.796
2	23.067	26.899	27.375	28.159	1'45.500	292,9	15:04'15.296
3	22.844	26.417	26.963	28.098	1'44.322	296,1	15:05'59.618
4	22.674	26.243	26.897	27.553	1'43.367	296,1	15:07'42.985
5	25.814	31.373	27.208	27.964	1'52.359	291,3	15:09'35.344
6	22.593	26.647	26.727	27.361	1'43.328	292,9	15:11'18.672
7	26.908	33.607	30.294	43.592	2'14.401P	238,2	15:13'33.073
8	6'52.477	27.448	27.166	27.666	8'14.757P	296,1	15:21'47.830
9	23.295	32.554	31.867	30.120	1'57.836	247,4	15:23'45.666
10	22.899	26.396	28.965	28.578	1'46.838	288,2	15:25'32.504
11	22.398	26.241	26.831	27.631	1'43.101	300,2	15:27'15.605
12	22.642	31.066	30.259	42.641	2'06.608P	268,9	15:29'22.213
13	7'04.066	27.092	30.866	28.421	8'30.445P	294,5	15:37'52.658
14	23.009	26.589	26.631	27.499	1'43.728	292,1	15:39'36.386
15	22.477	25.964	27.062	27.273	1'42.776	298,5	15:41'19.162
16	22.467	26.208	30.229	33.382	1'52.286	297,7	15:43'11.448
17	22.500	26.144	26.679	27.978	1'43.301	296,9	15:44'54.749
18	27.083	32.777	29.863	27.899	1'57.622	206,4	15:46'52.371

19° 23 C. PONSSON (1'40.678)							
Lap	Seg.1	Seg.2	Seg.3	Seg.4	Lap Time	km/h	Local Time
1		28.635	29.585	28.174		294,5	15:02'11.175
2	22.850	26.271	27.122	27.487	1'43.730	301,0	15:03'54.905
3	22.383	26.183	26.742	27.540	1'42.848	299,3	15:05'37.753
4	22.248	26.200	26.719	27.510	1'42.677	296,9	15:07'20.430
5	22.338	26.087	26.506	27.250	1'42.181	301,8	15:09'02.611
6	22.473	26.097	28.919	27.081	1'44.570	300,2	15:10'47.181
7	22.410	26.162	26.825	27.017	1'42.414	294,5	15:12'29.595
8	22.281	26.187	27.580	28.142	1'44.190	297,7	15:14'13.785
9	22.442	25.981	26.765	26.942	1'42.130	299,3	15:15'55.915
10	22.389	26.825	26.538	27.005	1'42.757	294,5	15:17'38.672
11	22.550	25.962	26.309	26.949	1'41.770	299,3	15:19'20.442
12	22.242	25.868	26.462	26.876	1'41.448	301,8	15:21'01.890
13	22.136	25.906	26.390	27.078	1'41.510	301,8	15:22'43.400
14	22.365	25.974	26.297	27.019	1'41.655	301,8	15:24'25.055
15	22.358	25.743	26.223	26.878	1'41.202	305,2	15:26'06.257
16	26.979	26.974	28.229	40.128	2'02.310P	277,8	15:28'08.567
17	7'59.184	28.642	28.476	27.570	9'23.872P	293,7	15:37'32.439
18	22.393	25.780	26.278	26.817	1'41.268	298,5	15:39'13.707
19	22.084	25.631	26.321	26.642	1'40.678	301,8	15:40'54.385
20	22.118	25.875	27.345	27.657	1'42.995	301,0	15:42'37.380
21	22.046	25.680	26.187	26.825	1'40.738	306,1	15:44'18.118
22	22.069	25.868	26.028	26.840	1'40.805	301,0	15:45'58.923

20° 39 M. SOLORZA (1'42.469)							
Lap	Seg.1	Seg.2	Seg.3	Seg.4	Lap Time	km/h	Local Time
1		27.785	29.130	28.611		256,8	15:02'24.688
2	23.002	26.915	27.149	27.539	1'44.605	285,9	15:04'09.293
3	22.799	26.744	26.995	27.493	1'44.031	289,7	15:05'53.324
4	24.359	28.417	30.314	32.407	1'55.497	270,9	15:07'48.821
5	22.850	26.849	26.929	27.556	1'44.184	285,2	15:09'33.005
6	22.565	26.757	26.901	27.469	1'43.692	282,9	15:11'16.697
7	23.070	27.139	27.050	40.636	1'57.895P	281,5	15:13'14.592
8	7'14.367	27.377	27.169	27.536	8'36.449P	280,0	15:21'51.041
9	22.734	30.741	31.967	28.506	1'53.948	243,0	15:23'44.989
10	22.814	26.844	28.002	27.537	1'45.197	287,4	15:25'30.186
11	22.710	26.722	26.862	27.337	1'43.631	285,9	15:27'13.817
12	25.388	28.253	30.685	31.095	1'55.421	223,0	15:29'09.238
13	22.547	26.729	27.009	27.512	1'43.797	285,9	15:30'53.035
14	22.456	26.777	26.730	27.436	1'43.399	282,9	15:32'36.434
15	24.297	27.725	28.179	41.962	2'02.163P	273,6	15:34'38.597
16	3'38.525	27.455	26.978	27.128	5'00.086P	275,0	15:39'38.683
17	22.386	26.428	26.652	27.114	1'42.580	286,7	15:41'21.263
18	22.423	26.387	26.585	27.074	1'42.469	290,5	15:43'03.732

15/10/2021 P = Pits In/Out - C = Lap Time Cancelled

These data/results cannot be reproduced, stored and/or transmitted in whole or in part by any manner of electronic, mechanical, photocopying, recording, broadcasting or otherwise now known or herein after developed without the previous express consent by the copyright owner, except for reproduction in daily press and regular printed publications on sale to the public within 60 days of the event related to those data/results and always provided that copyright symbol appears together as follows below.

© DORNA WSBK ORGANIZATION Srl 2021



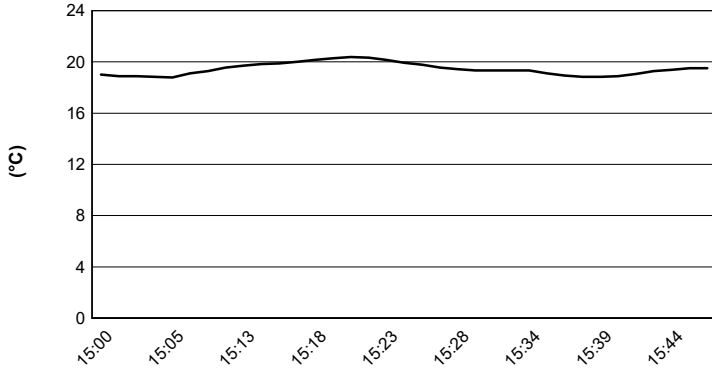
Motul Argentinean Round, 15-17 October 2021

Weather Report Free Practice 2nd Session

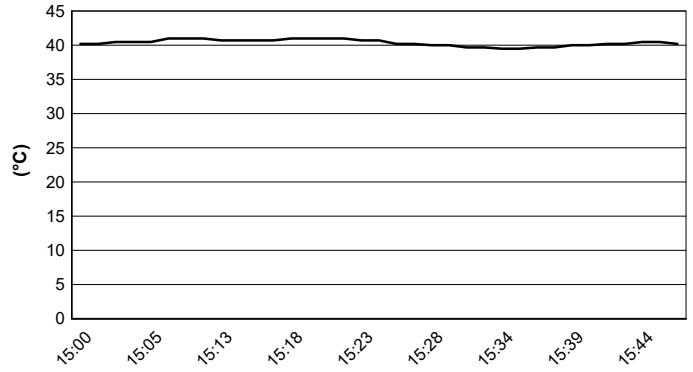
Session started 15:00 - Session ended 15:47

San Juan Villicum Circuit 4.276 m

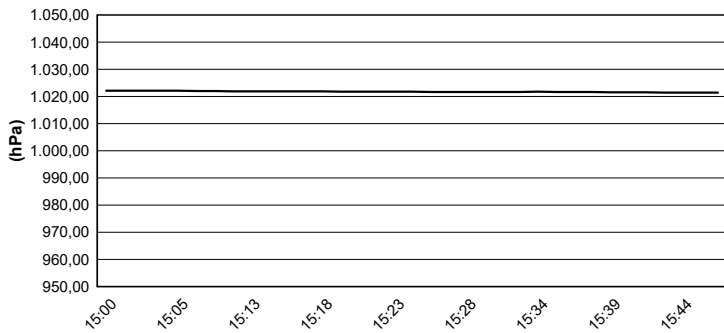
Air Temperature



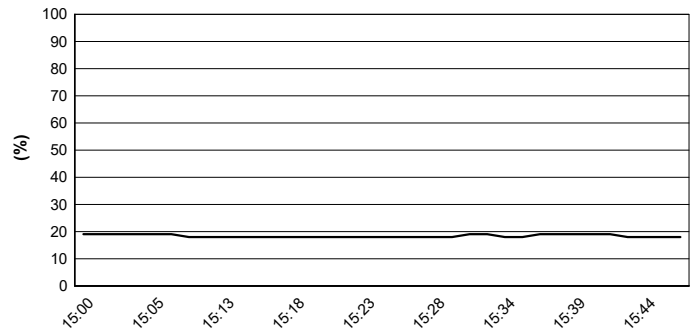
Track Temperature



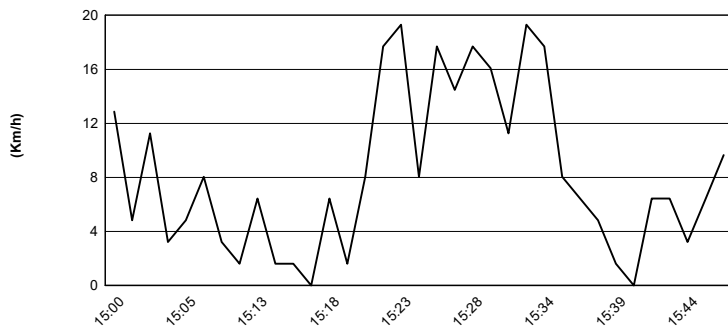
Air Pressure



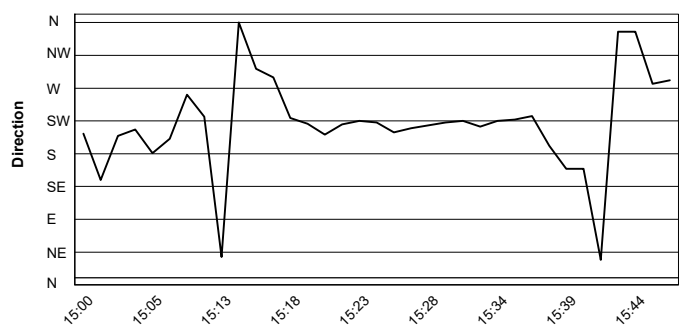
Humidity



Wind Speed



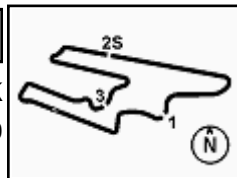
Wind Direction



15/10/2021

These data/results cannot be reproduced, stored and/or transmitted in whole or in part by any manner of electronic, mechanical, photocopying, recording, broadcasting or otherwise now known or herein after developed without the previous express consent by the copyright owner, except for reproduction in daily press and regular printed publications on sale to the public within 60 days of the event related to those data/results and always provided that copyright symbol appears together as follows below.

© DORNA WSBK ORGANIZATION Srl 2021



Motul Argentinean Round, 15-17 October 2021

Best Laps & Speeds

No.	Rider Bike	Nat	Best Lap		FP1		FP2												
			LL	SPD	LL	SPD	LL	SPD											
1	54 T. RAZGATLIOGLU Yamaha YZF R1	TUR	1'37.872	37 313,1	1'38.524	14 310,4	1'37.872	23 313,1											
2	45 S. REDDING Ducati Panigale V4 R	GBR	1'38.118	44 311,3	1'39.025	22 311,3	1'38.118	22 309,6											
3	22 A. LOWES Kawasaki ZX-10RR	GBR	1'38.420	34 310,4	1'39.298	15 310,4	1'38.420	19 308,7											
4	21 M. RINALDI Ducati Panigale V4 R	ITA	1'38.433	38 311,3	1'39.636	19 309,6	1'38.433	19 311,3											
5	1 J. REA Kawasaki ZX-10RR	GBR	1'38.501	21 310,4	1'39.068	14 307,8	1'38.501	7 310,4											
6	7 C. DAVIES Ducati Panigale V4 R	GBR	1'38.814	36 308,7	1'39.681	19 308,7	1'38.814	17 306,9											
7	47 A. BASSANI Ducati Panigale V4 R	ITA	1'38.851	39 311,3	1'40.030	21 307,8	1'38.851	18 311,3											
8	55 A. LOCATELLI Yamaha YZF R1	ITA	1'38.875	36 308,7	1'39.953	18 307,8	1'38.875	18 308,7											
9	31 G. GERLOFF Yamaha YZF R1	USA	1'38.879	39 310,4	1'39.589	18 310,4	1'38.879	21 308,7											
10	91 L. HASLAM Honda CBR1000 RR-R	GBR	1'39.177	35 313,1	1'39.984	19 309,6	1'39.177	16 313,1											
11	19 A. BAUTISTA Honda CBR1000 RR-R	ESP	1'39.284	37 315,0	1'39.837	19 315,0	1'39.284	18 314,0											
12	32 I. VINALES Kawasaki ZX-10RR	ESP	1'39.291	29 305,2	1'39.464	13 303,5	1'39.291	16 305,2											
13	53 T. RABAT Kawasaki ZX-10RR	ESP	1'39.309	42 308,7	1'40.171	22 306,1	1'39.309	20 308,7											
14	60 M. VAN DER MARK BMW M 1000 RR	NED	1'39.323	34 306,9	1'40.138	17 306,9	1'39.323	17 306,9											
15	50 E. LAVERTY BMW M 1000 RR	IRL	1'39.526	33 308,7	1'41.288	16 306,9	1'39.526	17 308,7											
16	76 S. CAVALIERI Ducati Panigale V4 R	ITA	1'39.753	39 306,1	1'40.429	20 304,3	1'39.753	19 306,1											
17	3 K. NOZANE Yamaha YZF R1	JPN	1'39.857	38 301,8	1'42.102	19 301,8	1'39.857	19 301,8											
18	36 L. MERCADO Honda CBR1000 RR-R	ARG	1'40.076	35 303,5	1'40.321	17 301,8	1'40.076	18 303,5											
19	23 C. PONSSON Yamaha YZF R1	FRA	1'40.678	42 306,1	1'42.756	21 301,8	1'40.678	21 306,1											
20	39 M. SOLORZA Kawasaki ZX-10RR	ARG	1'42.469	36 290,5	1'43.794	17 288,9	1'42.469	19 290,5											
21	4 L. RIBODINO Kawasaki ZX-10RR	ARG	1'42.776	32 300,1	1'44.408	15 297,6	1'42.776	17 300,1											

15/10/2021

These data/results cannot be reproduced, stored and/or transmitted in whole or in part by any manner of electronic, mechanical, photocopying, recording, broadcasting or otherwise now known or herein after developed without the previous express consent by the copyright owner, except for reproduction in daily press and regular printed publications on sale to the public within 60 days of the event related to those data/results and always provided that copyright symbol appears together as follows below.

© DORNA WSBK ORGANIZATION Srl 2021

FIAT PERUGIA TIMING



Official Tyre Supplier



Official Timekeeper