
Motul Argentinean Round, 15-17 October 2021
Results Free Practice 3rd Session

San Juan Villicum Circuit 4.276 m

1 / 2

No.	Rider	Nat	Team	Bike	Class	Time	Gap	Rel.	Laps	Speed	
										Avg	Max
1	54 T. RAZGATLIOGLU	TUR	Pata Yamaha with Brixx WorldSBK	Yamaha YZF R1		1'37.239			14	158,307	315,0
2	45 S. REDDING	GBR	Aruba.it Racing - Ducati	Ducati Panigale V4 R		1'37.644	0.405	0.405	9	157,650	314,1
3	1 J. REA	GBR	Kawasaki Racing Team WorldSBK	Kawasaki ZX-10RR		1'37.764	0.525	0.120	14	157,457	309,6
4	31 G. GERLOFF	USA	GRT Yamaha WorldSBK Team	Yamaha YZF R1	IND	1'37.764	0.525	0.000	14	157,457	311,4
5	21 M. RINALDI	ITA	Aruba.it Racing - Ducati	Ducati Panigale V4 R		1'38.127	0.888	0.363	12	156,874	315,9
6	22 A. LOWES	GBR	Kawasaki Racing Team WorldSBK	Kawasaki ZX-10RR		1'38.289	1.050	0.162	8	156,616	309,6
7	91 L. HASLAM	GBR	Team HRC	Honda CBR1000 RR-R		1'38.462	1.223	0.173	12	156,341	313,2
8	47 A. BASSANI	ITA	Motocorsa Racing	Ducati Panigale V4 R	IND	1'38.496	1.257	0.034	13	156,287	314,1
9	60 M. VAN DER MARK	NED	BMW Motorrad WorldSBK Team	BMW M 1000 RR		1'38.497	1.258	0.001	13	156,285	309,6
10	55 A. LOCATELLI	ITA	Pata Yamaha with Brixx WorldSBK	Yamaha YZF R1		1'38.539	1.300	0.042	10	156,218	309,6
11	32 I. VINALES	ESP	Orelac Racing VerdNatura	Kawasaki ZX-10RR	IND	1'39.085	1.846	0.546	11	155,358	305,2
12	19 A. BAUTISTA	ESP	Team HRC	Honda CBR1000 RR-R		1'39.165	1.926	0.080	12	155,232	315,0
13	36 L. MERCADO	ARG	MIE Racing Honda Racing	Honda CBR1000 RR-R	IND	1'39.183	1.944	0.018	10	155,204	307,0
14	76 S. CAVALIERI	ITA	Barni Racing Team	Ducati Panigale V4 R	IND	1'39.242	2.003	0.059	13	155,112	309,6
15	3 K. NOZANE	JPN	GRT Yamaha WorldSBK Team	Yamaha YZF R1	IND	1'39.611	2.372	0.369	13	154,537	301,8
16	50 E. LAVERTY	IRL	BMW Motorrad WorldSBK Team	BMW M 1000 RR		1'39.642	2.403	0.031	13	154,489	309,6
17	53 T. RABAT	ESP	Kawasaki Puccetti Racing	Kawasaki ZX-10RR	IND	1'39.695	2.456	0.053	15	154,407	306,1
18	7 C. DAVIES	GBR	Team GoEleven	Ducati Panigale V4 R	IND	1'39.973	2.734	0.278	2	153,978	306,1
19	23 C. PONSSON	FRA	Gil Motor Sport-Yamaha	Yamaha YZF R1	IND	1'40.130	2.891	0.157	14	153,736	304,4
20	4 L. RIBODINO	ARG	OUTDO TPR Team Pedercini Racing	Kawasaki ZX-10RR	IND	1'42.347	5.108	2.217	11	150,406	298,5
21	39 M. SOLORZA	ARG	OUTDO TPR Team Pedercini Racing	Kawasaki ZX-10RR	IND	1'42.532	5.293	0.185	13	150,135	291,3

Qualifying Lap Time (107% of 1'37.239): 1'44.047

AIR	Humidity:	23%	Temp:	18°C
TRACK	Condition:	Dry	Temp:	28°C

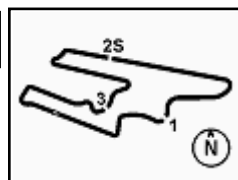
Records	Pole	(SP2)	2018 M.Melandri	1'39.012	155,470	Km/h
	Race	(SPRC)	2019 J.Rea	1'37.462	157,940	Km/h
	All Times	(SPRC)	2019 J.Rea	1'37.462	157,940	Km/h

 Start 16/10/2021 10:00
 End 10:32

The results are provisional until the end of the time limit for protests and appeals and the completion of the technical checks.

These data/results cannot be reproduced, stored and/or transmitted in whole or in part by any manner of electronic, mechanical, photocopying, recording, broadcasting or otherwise now known or herein after developed without the previous express consent by the copyright owner, except for reproduction in daily press and regular printed publications on sale to the public within 60 days of the event related to those data/results and always provided that copyright symbol appears together as follows below.

© DORNA WSBK ORGANIZATION Srl 2021


Motul Argentinean Round, 15-17 October 2021
Results Free Practice 3rd Session

San Juan Villicum Circuit 4.276 m

2 / 2

Session Highlights

Local Time	No. Rider	Description
10.00.00		Start
10.02.31		WorldSBK Pit Intervention Time: 1m 28sec
10.07.04	45 S. REDDING	Crashed - Turn 14
10.07.15	45 S. REDDING	Re-joined
10.07.31	31 G. GERLOFF	Lap Cancelled (1'39.408) - Exceeded Track Limits - Turn 16
10.10.29	7 C. DAVIES	Technical Problem - Turn 7
10.11.41	21 M. RINALDI	On the Gravel - Re-Joined - Turn 15
10.13.05	55 A. LOCATELLI	Lap Cancelled (1'39.045) - Exceeded Track Limits - Turn 16
10.16.00	19 A. BAUTISTA	Lap Cancelled (1'39.200) - Exceeded Track Limits - Turn 16
10.18.50	4 L. RIBODINO	Lap Cancelled (1'42.787) - Exceeded Track Limits - Turn 14
10.28.11		New All Time Lap Record
10.28.34	55 A. LOCATELLI	Lap Cancelled (1'38.770) - Exceeded Track Limits - Turn 16
10.31.23	1 J. REA	On Asphalt - Re-Joined - Turn 15
10.32.09		End Of Session

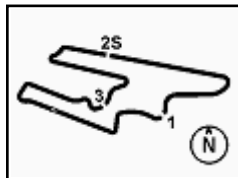
Fastest Laps Sequence

No.	Rider	Nat	Team	Bike	Local Time	Time	Gap	Avg
1	J. REA	GBR	Kawasaki Racing Team WorldSBK	Kawasaki ZX-10RR	10:03'40.274	1'39.297		155,026
54	T. RAZGATLIOGLU	TUR	Pata Yamaha with Brixx WorldSBK	Yamaha YZF R1	10:04'44.037	1'38.801	-0.496	155,804
1	J. REA	GBR	Kawasaki Racing Team WorldSBK	Kawasaki ZX-10RR	10:05'19.062	1'38.788	-0.013	155,825
54	T. RAZGATLIOGLU	TUR	Pata Yamaha with Brixx WorldSBK	Yamaha YZF R1	10:06'22.458	1'38.421	-0.367	156,406
54	T. RAZGATLIOGLU	TUR	Pata Yamaha with Brixx WorldSBK	Yamaha YZF R1	10:08'00.603	1'38.145	-0.276	156,845
21	M. RINALDI	ITA	Aruba.it Racing - Ducati	Ducati Panigale V4 R	10:09'53.127	1'38.127	-0.018	156,874
54	T. RAZGATLIOGLU	TUR	Pata Yamaha with Brixx WorldSBK	Yamaha YZF R1	10:13'01.276	1'37.966	-0.161	157,132
54	T. RAZGATLIOGLU	TUR	Pata Yamaha with Brixx WorldSBK	Yamaha YZF R1	10:14'39.233	1'37.957	-0.009	157,147
1	J. REA	GBR	Kawasaki Racing Team WorldSBK	Kawasaki ZX-10RR	10:26'18.855	1'37.764	-0.193	157,457
31	G. GERLOFF	USA	GRT Yamaha WorldSBK Team	Yamaha YZF R1	10:26'28.984	1'37.764		157,457
54	T. RAZGATLIOGLU	TUR	Pata Yamaha with Brixx WorldSBK	Yamaha YZF R1	10:27'58.050	1'37.388	-0.376	158,065
54	T. RAZGATLIOGLU	TUR	Pata Yamaha with Brixx WorldSBK	Yamaha YZF R1	10:29'35.289	1'37.239	-0.149	158,307

Start End The results are provisional until the end of the time limit for protests and appeals
 16/10/2021 10:00 10:32 and the completion of the technical checks.

These data/results cannot be reproduced, stored and/or transmitted in whole or in part by any manner of electronic, mechanical, photocopying, recording, broadcasting or otherwise now known or herein after developed without the previous express consent by the copyright owner, except for reproduction in daily press and regular printed publications on sale to the public within 60 days of the event related to those data/results and always provided that copyright symbol appears together as follows below.

© DORNA WSBK ORGANIZATION Srl 2021



Motul Argentinean Round, 15-17 October 2021

Free Practices Combined Results

San Juan Villicum Circuit 4.276 m

No.	Rider	Nat	Team	Bike	Class	FP1	FP2	FP3	Time	Gap	Rel.	Avg	LL
1	54 T. RAZGATLIOGLU	TUR	Pata Yamaha with Brixx WorldSBK	Yamaha YZF R1		1'38.524	1'37.872	1'37.239	1'37.239			158,307	51
2	45 S. REDDING	GBR	Aruba.it Racing - Ducati	Ducati Panigale V4 R		1'39.025	1'38.118	1'37.644	1'37.644	0.405	0.405	157,650	53
3	1 J. REA	GBR	Kawasaki Racing Team WorldSBK	Kawasaki ZX-10RR		1'39.068	1'38.501	1'37.764	1'37.764	0.525	0.120	157,457	35
4	31 G. GERLOFF	USA	GRT Yamaha WorldSBK Team	Yamaha YZF R1	IND	1'39.589	1'38.879	1'37.764	1'37.764	0.525		157,457	53
5	21 M. RINALDI	ITA	Aruba.it Racing - Ducati	Ducati Panigale V4 R		1'39.636	1'38.433	1'38.127	1'38.127	0.888	0.363	156,874	50
6	22 A. LOWES	GBR	Kawasaki Racing Team WorldSBK	Kawasaki ZX-10RR		1'39.298	1'38.420	1'38.289	1'38.289	1.050	0.162	156,616	42
7	91 L. HASLAM	GBR	Team HRC	Honda CBR1000 RR-R		1'39.984	1'39.177	1'38.462	1'38.462	1.223	0.173	156,341	47
8	47 A. BASSANI	ITA	Motocorsa Racing	Ducati Panigale V4 R	IND	1'40.030	1'38.851	1'38.496	1'38.496	1.257	0.034	156,287	52
9	60 M. VAN DER MARK	NED	BMW Motorrad WorldSBK Team	BMW M 1000 RR		1'40.138	1'39.323	1'38.497	1'38.497	1.258	0.001	156,285	47
10	55 A. LOCATELLI	ITA	Pata Yamaha with Brixx WorldSBK	Yamaha YZF R1		1'39.953	1'38.875	1'38.539	1'38.539	1.300	0.042	156,218	46
11	7 C. DAVIES	GBR	Team GoEleven	Ducati Panigale V4 R	IND	1'39.681	1'38.814	1'39.973	1'38.814	1.575	0.275	155,784	38
12	32 I. VINALES	ESP	Orelac Racing VerdNatura	Kawasaki ZX-10RR	IND	1'39.464	1'39.291	1'39.085	1'39.085	1.846	0.271	155,358	40
13	19 A. BAUTISTA	ESP	Team HRC	Honda CBR1000 RR-R		1'39.837	1'39.284	1'39.165	1'39.165	1.926	0.080	155,232	49
14	36 L. MERCADO	ARG	MIE Racing Honda Racing	Honda CBR1000 RR-R	IND	1'40.321	1'40.076	1'39.183	1'39.183	1.944	0.018	155,204	45
15	76 S. CAVALIERI	ITA	Barni Racing Team	Ducati Panigale V4 R	IND	1'40.429	1'39.753	1'39.242	1'39.242	2.003	0.059	155,112	52
16	53 T. RABAT	ESP	Kawasaki Puccetti Racing	Kawasaki ZX-10RR	IND	1'40.171	1'39.309	1'39.695	1'39.309	2.070	0.067	155,007	57
17	50 E. LAVERTY	IRL	BMW Motorrad WorldSBK Team	BMW M 1000 RR		1'41.288	1'39.526	1'39.642	1'39.526	2.287	0.217	154,669	46
18	3 K. NOZANE	JPN	GRT Yamaha WorldSBK Team	Yamaha YZF R1	IND	1'42.102	1'39.857	1'39.611	1'39.611	2.372	0.085	154,537	51
19	23 C. PONSSON	FRA	Gil Motor Sport-Yamaha	Yamaha YZF R1	IND	1'42.756	1'40.678	1'40.130	1'40.130	2.891	0.519	153,736	56
20	4 L. RIBODINO	ARG	OUTDO TPR Team Pedercini Racing	Kawasaki ZX-10RR	IND	1'44.408	1'42.776	1'42.347	1'42.347	5.108	2.217	150,406	43
21	39 M. SOLORZA	ARG	OUTDO TPR Team Pedercini Racing	Kawasaki ZX-10RR	IND	1'43.794	1'42.469	1'42.532	1'42.469	5.230	0.122	150,227	49

16/10/2021

These data/results cannot be reproduced, stored and/or transmitted in whole or in part by any manner of electronic, mechanical, photocopying, recording, broadcasting or otherwise now known or herein after developed without the previous express consent by the copyright owner, except for reproduction in daily press and regular printed publications on sale to the public within 60 days of the event related to those data/results and always provided that copyright symbol appears together as follows below.

© DORNA WSBK ORGANIZATION Srl 2021

FICR PERUGIA TIMING



Official Tyre Supplier



Official Timekeeper

Motul Argentinean Round, 15-17 October 2021

Best Sectors & Speed Free Practice 3rd Session

San Juan Villicum Circuit 4.276 m

BEST LAP		
1	54 T. RAZGATLIOGLU	Yamaha YZF R1 1'37.239
2	45 S. REDDING	Ducati Panigale V4 R 1'37.644
3	1 J. REA	Kawasaki ZX-10RR 1'37.764
4	31 G. GERLOFF	Yamaha YZF R1 1'37.764
5	21 M. RINALDI	Ducati Panigale V4 R 1'38.127
6	22 A. LOWES	Kawasaki ZX-10RR 1'38.289
7	91 L. HASLAM	Honda CBR1000 RR-R 1'38.462
8	47 A. BASSANI	Ducati Panigale V4 R 1'38.496
9	60 M. VAN DER MARK	BMW M 1000 RR 1'38.497
10	55 A. LOCATELLI	Yamaha YZF R1 1'38.539
11	32 I. VINALES	Kawasaki ZX-10RR 1'39.085
12	19 A. BAUTISTA	Honda CBR1000 RR-R 1'39.165
13	36 L. MERCADO	Honda CBR1000 RR-R 1'39.183
14	76 S. CAVALIERI	Ducati Panigale V4 R 1'39.242
15	3 K. NOZANE	Yamaha YZF R1 1'39.611
16	50 E. LAVERTY	BMW M 1000 RR 1'39.642
17	53 T. RABAT	Kawasaki ZX-10RR 1'39.695
18	7 C. DAVIES	Ducati Panigale V4 R 1'39.973
19	23 C. PONSSON	Yamaha YZF R1 1'40.130
20	4 L. RIBODINO	Kawasaki ZX-10RR 1'42.347
21	39 M. SOLORZA	Kawasaki ZX-10RR 1'42.532

SPEED		
1	21 M. RINALDI	Ducati Panigale V4 R 315,9
2	19 A. BAUTISTA	Honda CBR1000 RR-R 315,0
3	54 T. RAZGATLIOGLU	Yamaha YZF R1 315,0
4	47 A. BASSANI	Ducati Panigale V4 R 314,1
5	45 S. REDDING	Ducati Panigale V4 R 314,1
6	91 L. HASLAM	Honda CBR1000 RR-R 313,2
7	31 G. GERLOFF	Yamaha YZF R1 311,4
8	76 S. CAVALIERI	Ducati Panigale V4 R 309,6
9	22 A. LOWES	Kawasaki ZX-10RR 309,6
10	1 J. REA	Kawasaki ZX-10RR 309,6
11	55 A. LOCATELLI	Yamaha YZF R1 309,6
12	60 M. VAN DER MARK	BMW M 1000 RR 309,6
13	50 E. LAVERTY	BMW M 1000 RR 309,6
14	36 L. MERCADO	Honda CBR1000 RR-R 307,0
15	7 C. DAVIES	Ducati Panigale V4 R 306,1
16	53 T. RABAT	Kawasaki ZX-10RR 306,1
17	32 I. VINALES	Kawasaki ZX-10RR 305,2
18	23 C. PONSSON	Yamaha YZF R1 304,4
19	3 K. NOZANE	Yamaha YZF R1 301,8
20	4 L. RIBODINO	Kawasaki ZX-10RR 298,5
21	39 M. SOLORZA	Kawasaki ZX-10RR 291,3

SEG. 1		SEG. 2		SEG. 3		SEG. 4	
1	54 T. RAZGATLIOGLU 21.317	1	54 T. RAZGATLIOGLU 24.958	1	54 T. RAZGATLIOGLU 25.047	1	54 T. RAZGATLIOGLU 25.714
2	1 J. REA 21.374	2	1 J. REA 25.035	2	45 S. REDDING 25.237	2	31 G. GERLOFF 25.825
3	31 G. GERLOFF 21.387	3	21 M. RINALDI 25.100	3	31 G. GERLOFF 25.246	3	45 S. REDDING 25.827
4	21 M. RINALDI 21.389	4	45 S. REDDING 25.125	4	1 J. REA 25.286	4	1 J. REA 25.882
5	45 S. REDDING 21.436	5	91 L. HASLAM 25.144	5	60 M. VAN DER MARK 25.324	5	21 M. RINALDI 25.956
6	91 L. HASLAM 21.441	6	31 G. GERLOFF 25.155	6	22 A. LOWES 25.326	6	60 M. VAN DER MARK 25.967
7	22 A. LOWES 21.450	7	19 A. BAUTISTA 25.218	7	21 M. RINALDI 25.329	7	55 A. LOCATELLI 26.008
8	60 M. VAN DER MARK 21.455	8	47 A. BASSANI 25.238	8	47 A. BASSANI 25.472	8	22 A. LOWES 26.045
9	55 A. LOCATELLI 21.504	9	60 M. VAN DER MARK 25.239	9	55 A. LOCATELLI 25.533	9	47 A. BASSANI 26.170
10	47 A. BASSANI 21.547	10	22 A. LOWES 25.263	10	19 A. BAUTISTA 25.567	10	32 I. VINALES 26.189
11	53 T. RABAT 21.550	11	55 A. LOCATELLI 25.274	11	76 S. CAVALIERI 25.578	11	91 L. HASLAM 26.228
12	32 I. VINALES 21.610	12	76 S. CAVALIERI 25.375	12	91 L. HASLAM 25.602	12	3 K. NOZANE 26.289
13	36 L. MERCADO 21.664	13	50 E. LAVERTY 25.417	13	32 I. VINALES 25.615	13	36 L. MERCADO 26.296
14	76 S. CAVALIERI 21.733	14	23 C. PONSSON 25.453	14	36 L. MERCADO 25.668	14	76 S. CAVALIERI 26.320
15	19 A. BAUTISTA 21.735	15	32 I. VINALES 25.501	15	53 T. RABAT 25.700	15	50 E. LAVERTY 26.330
16	3 K. NOZANE 21.781	16	36 L. MERCADO 25.502	16	7 C. DAVIES 25.743	16	53 T. RABAT 26.336
17	7 C. DAVIES 21.847	17	3 K. NOZANE 25.522	17	3 K. NOZANE 25.762	17	19 A. BAUTISTA 26.460
18	50 E. LAVERTY 21.859	18	53 T. RABAT 25.665	18	50 E. LAVERTY 25.851	18	7 C. DAVIES 26.573
19	23 C. PONSSON 21.957	19	7 C. DAVIES 25.721	19	23 C. PONSSON 25.967	19	23 C. PONSSON 26.640
20	4 L. RIBODINO 22.346	20	4 L. RIBODINO 26.034	20	4 L. RIBODINO 26.536	20	39 M. SOLORZA 27.090
21	39 M. SOLORZA 22.434	21	39 M. SOLORZA 26.377	21	39 M. SOLORZA 26.572	21	4 L. RIBODINO 27.200

16/10/2021

These data/results cannot be reproduced, stored and/or transmitted in whole or in part by any manner of electronic, mechanical, photocopying, recording, broadcasting or otherwise now known or herein after developed without the previous express consent by the copyright owner, except for reproduction in daily press and regular printed publications on sale to the public within 60 days of the event related to those data/results and always provided that copyright symbol appears together as follows below.

© DORNA WSBK ORGANIZATION Srl 2021

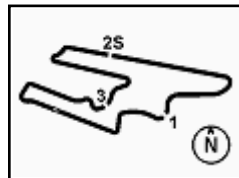
FICR PERUGIA TIMING



Official Tyre Supplier



Official Timekeeper



Motul Argentinean Round, 15-17 October 2021

Ideal Times Free Practice 3rd Session

San Juan Villicum Circuit 4.276 m

No.	Rider	Nat	Bike	Seg. 1	Seg. 2	Seg. 3	Seg. 4	Ideal Time		
				Diff. 1	Diff. 2	Diff. 3	Diff. 4	Best Lap	Pos.	Diff.
1	54 T. RAZGATLIOGLU	TUR	Yamaha YZF R1	21.317	24.958 +0.202	25.047 +0.001	25.714	1'37.036 1'37.239	1	0.203
2	1 J. REA	GBR	Kawasaki ZX-10RR	21.374	25.035	25.286 +0.187	25.882	1'37.577 1'37.764	4	0.187
3	31 G. GERLOFF	USA	Yamaha YZF R1	21.387	25.155 +0.151	25.246	25.825	1'37.613 1'37.764	3	0.151
4	45 S. REDDING	GBR	Ducati Panigale V4 R	21.436 +0.019	25.125	25.237	25.827	1'37.625 1'37.644	2	0.019
5	21 M. RINALDI	ITA	Ducati Panigale V4 R	21.389 +0.145	25.100 +0.125	25.329	25.956 +0.083	1'37.774 1'38.127	5	0.353
6	60 M. VAN DER MARK	NED	BMW M 1000 RR	21.455 +0.302	25.239 +0.132	25.324	25.967 +0.078	1'37.985 1'38.497	9	0.512
7	22 A. LOWES	GBR	Kawasaki ZX-10RR	21.450 +0.162	25.263 +0.043	25.326	26.045	1'38.084 1'38.289	6	0.205
8	55 A. LOCATELLI	ITA	Yamaha YZF R1	21.504	25.274	25.533	26.008 +0.220	1'38.319 1'38.539	10	0.220
9	91 L. HASLAM	GBR	Honda CBR1000 RR-R	21.441	25.144 +0.047	25.602	26.228	1'38.415 1'38.462	7	0.047
10	47 A. BASSANI	ITA	Ducati Panigale V4 R	21.547 +0.018	25.238 +0.009	25.472	26.170 +0.042	1'38.427 1'38.496	8	0.069
11	32 I. VINALES	ESP	Kawasaki ZX-10RR	21.610 +0.082	25.501	25.615 +0.088	26.189	1'38.915 1'39.085	11	0.170
12	19 A. BAUTISTA	ESP	Honda CBR1000 RR-R	21.735 +0.032	25.218	25.567 +0.110	26.460 +0.043	1'38.980 1'39.165	12	0.185
13	76 S. CAVALIERI	ITA	Ducati Panigale V4 R	21.733 +0.044	25.375 +0.050	25.578 +0.142	26.320	1'39.006 1'39.242	14	0.236
14	36 L. MERCADO	ARG	Honda CBR1000 RR-R	21.664	25.502 +0.024	25.668	26.296 +0.029	1'39.130 1'39.183	13	0.053
15	53 T. RABAT	ESP	Kawasaki ZX-10RR	21.550 +0.193	25.665 +0.129	25.700	26.336 +0.122	1'39.251 1'39.695	17	0.444
16	3 K. NOZANE	JPN	Yamaha YZF R1	21.781 +0.040	25.522	25.762 +0.100	26.289 +0.117	1'39.354 1'39.611	15	0.257
17	50 E. LAVERTY	IRL	BMW M 1000 RR	21.859 +0.032	25.417 +0.027	25.851 +0.074	26.330 +0.052	1'39.457 1'39.642	16	0.185
18	7 C. DAVIES	GBR	Ducati Panigale V4 R	21.847 +0.089	25.721	25.743	26.573	1'39.884 1'39.973	18	0.089
19	23 C. PONSSON	FRA	Yamaha YZF R1	21.957	25.453	25.967 +0.113	26.640	1'40.017 1'40.130	19	0.113
20	4 L. RIBODINO	ARG	Kawasaki ZX-10RR	22.346	26.034 +0.096	26.536 +0.135	27.200	1'42.116 1'42.347	20	0.231
21	39 M. SOLORZA	ARG	Kawasaki ZX-10RR	22.434	26.377 +0.059	26.572	27.090	1'42.473 1'42.532	21	0.059
Overall Ideal Time				21.317	24.958	25.047	25.714	1'37.036		

16/10/2021

These data/results cannot be reproduced, stored and/or transmitted in whole or in part by any manner of electronic, mechanical, photocopying, recording, broadcasting or otherwise now known or herein after developed without the previous express consent by the copyright owner, except for reproduction in daily press and regular printed publications on sale to the public within 60 days of the event related to those data/results and always provided that copyright symbol appears together as follows below.

© DORNA WSBK ORGANIZATION Srl 2021

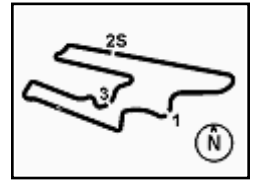
FICR PERUGIA TIMING



Official Tyre Supplier



Official Timekeeper



Motul Argentinean Round, 15-17 October 2021 Chronological Analysis Free Practice 3rd Session

San Juan Villicum Circuit 4.276 m

3 / 3

12	2'02.576	26.023	26.469	26.610	3'21.678P	296,1	10:27'05.654
13	21.891	25.444	25.925	26.382	1'39.642	307,8	10:28'45.296
14	21.885	25.506	25.851	26.520	1'39.762	307,0	10:30'25.058

17° 53 T. RABAT (1'39.695)							
Lap	Seg.1	Seg.2	Seg.3	Seg.4	Lap Time	km/h	Local Time
1		26.563	27.385	27.309		279,3	10:02'04.640
2	22.020	25.915	26.130	26.816	1'40.881	298,5	10:03'45.521
3	21.940	30.675	26.682	26.619	1'45.916	289,0	10:05'31.437
4	21.712	25.782	26.524	26.872	1'40.890	295,3	10:07'12.327
5	21.845	25.728	26.076	26.597	1'40.246	302,7	10:08'52.573
6	21.680	25.665	26.025	26.550	1'39.920	303,5	10:10'32.493
7	21.772	25.889	26.226	26.420	1'40.307	300,2	10:12'12.800
8	21.978	25.757	26.158	41.639	1'55.532P	301,0	10:14'08.332
9	3'57.617	26.880	26.605	30.045	5'21.147P	300,2	10:19'29.479
10	21.937	25.917	25.884	26.547	1'40.285	302,7	10:21'09.764
11	21.706	25.798	25.985	26.506	1'39.995	302,7	10:22'49.759
12	21.825	25.753	25.855	26.336	1'39.769	301,0	10:24'29.528
13	21.550	25.707	25.986	26.603	1'39.846	303,5	10:26'09.374
14	21.750	25.765	25.854	26.507	1'39.876	301,8	10:27'49.250
15	21.603	25.696	25.954	26.517	1'39.770	306,1	10:29'29.020
16	21.743	25.794	25.700	26.458	1'39.695	300,2	10:31'08.715

18° 7 C. DAVIES (1'39.973)							
Lap	Seg.1	Seg.2	Seg.3	Seg.4	Lap Time	km/h	Local Time
1		27.281	26.817	39.122		298,5	10:02'41.224
2	3'47.678	26.419	26.939	31.969	5'13.005P	300,2	10:07'54.229
3	21.936	25.721	25.743	26.573	1'39.973	306,1	10:09'34.202

19° 23 C. PONSSON (1'40.130)							
Lap	Seg.1	Seg.2	Seg.3	Seg.4	Lap Time	km/h	Local Time
1		28.560	27.872	28.027		272,9	10:02'10.092
2	22.920	26.251	26.838	27.327	1'43.336	301,8	10:03'53.428
3	22.562	25.849	26.774	27.875	1'43.060	296,1	10:05'36.488
4	22.322	25.887	26.476	27.350	1'42.035	301,0	10:07'18.523
5	22.250	25.726	26.465	27.093	1'41.534	303,5	10:09'00.057
6	22.313	25.716	26.409	27.048	1'41.486	302,7	10:10'41.543
7	22.002	25.726	26.097	26.843	1'40.668	303,5	10:12'22.211
8	22.093	26.593	26.245	27.378	1'42.309	302,7	10:14'04.520
9	22.137	25.853	26.130	27.022	1'41.142	302,7	10:15'45.662
10	23.629	26.722	26.558	40.208	1'57.117P	289,7	10:17'42.779
11	5'46.209	28.231	27.030	30.057	7'11.527P	298,5	10:24'54.306
12	22.130	25.619	26.215	26.749	1'40.713	304,4	10:26'35.019
13	21.977	25.632	26.169	26.754	1'40.532	303,5	10:28'15.551
14	21.957	25.453	26.080	26.640	1'40.130	304,4	10:29'55.681
15	21.980	25.548	25.967	26.799	1'40.294	304,4	10:31'35.975

20° 4 L. RIBODINO (1'42.347)							
Lap	Seg.1	Seg.2	Seg.3	Seg.4	Lap Time	km/h	Local Time
1		27.937	28.677	28.435		276,4	10:02'33.607
2	22.958	26.718	27.321	28.241	1'45.238	296,9	10:04'18.845
3	23.131	26.628	27.281	27.802	1'44.842	294,5	10:06'03.687
4	22.606	26.482	26.909	28.023	1'44.020	293,7	10:07'47.707
5	24.596	31.008	32.765	41.388	2'09.757P	286,7	10:09'57.464
6	3'47.538	27.419	27.514	27.876	5'10.347P	290,5	10:15'07.811
7	22.514	26.121	26.536	27.539	1'42.710	297,7	10:16'50.521
8	22.357	26.034	26.954	27.442	1'42.787C	298,5	10:18'33.308
9	23.885	27.338	29.562	41.082	2'01.867P	289,7	10:20'35.175
10	4'35.251	30.371	29.061	27.520	6'02.203P	229,1	10:26'37.378
11	22.415	28.952	28.630	27.273	1'47.270	290,5	10:28'24.648
12	22.346	26.130	26.671	27.200	1'42.347	296,1	10:30'06.995

21° 39 M. SOLORZA (1'42.532)							
Lap	Seg.1	Seg.2	Seg.3	Seg.4	Lap Time	km/h	Local Time
1		27.595	28.343	28.152		264,9	10:02'08.307
2	22.772	26.622	27.242	27.404	1'44.040	286,7	10:03'52.347
3	22.486	26.524	27.055	27.351	1'43.416	285,9	10:05'35.763
4	22.504	26.700	26.689	27.335	1'43.228	266,9	10:07'18.991
5	22.434	26.436	26.572	27.090	1'42.532	288,2	10:09'01.523
6	22.473	28.391	28.644	40.365	1'59.873P	236,6	10:11'01.396
7	6'25.431	27.742	29.034	34.939	7'57.146P	268,9	10:18'58.542
8	22.603	26.523	26.717	27.262	1'43.105	287,4	10:20'41.647
9	22.553	26.377	26.678	27.478	1'43.086	291,3	10:22'24.733
10	22.596	26.636	26.793	27.414	1'43.439	287,4	10:24'08.172
11	22.520	26.517	26.816	27.658	1'43.511	289,0	10:25'51.683
12	24.152	29.666	29.600	34.988	1'58.406	259,9	10:27'50.089
13	22.612	26.740	26.838	27.407	1'43.597	284,4	10:29'33.686
14	27.148	29.219	30.960	43.340	2'10.667P	274,3	10:31'44.353

16/10/2021 P = Pits In/Out - C = Lap Time Cancelled

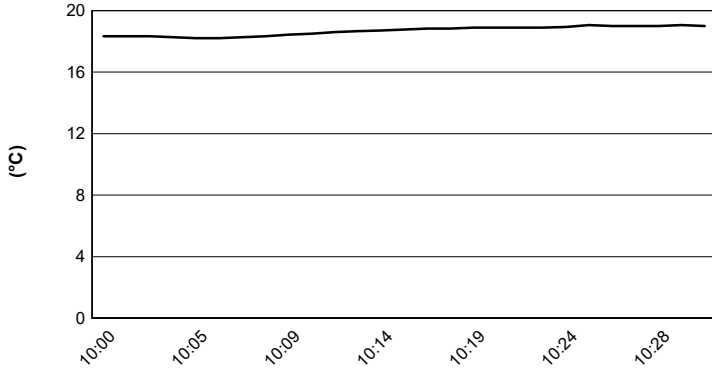
These data/results cannot be reproduced, stored and/or transmitted in whole or in part by any manner of electronic, mechanical, photocopying, recording, broadcasting or otherwise now known or herein after developed without the previous express consent by the copyright owner, except for reproduction in daily press and regular printed publications on sale to the public within 60 days of the event related to those data/results and always provided that copyright symbol appears together as follows below.

© DORNA WSBK ORGANIZATION Srl 2021

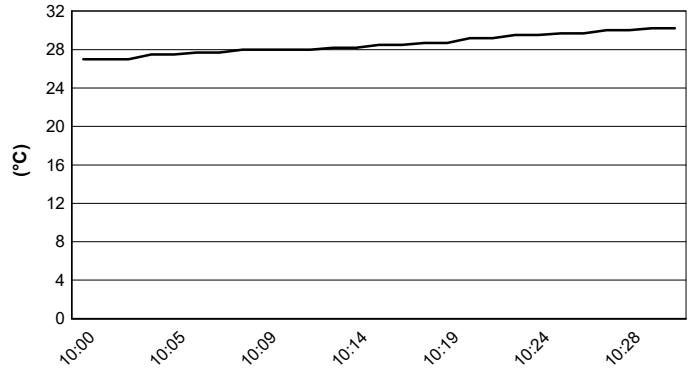
Motul Argentinean Round, 15-17 October 2021
Weather Report Free Practice 3rd Session
 Session started 10:00 - Session ended 10:32

San Juan Villicum Circuit 4.276 m

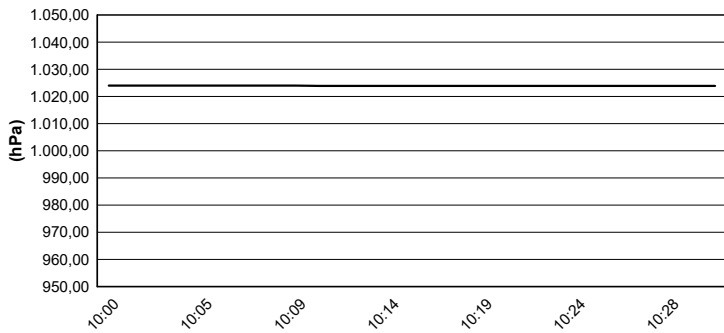
Air Temperature



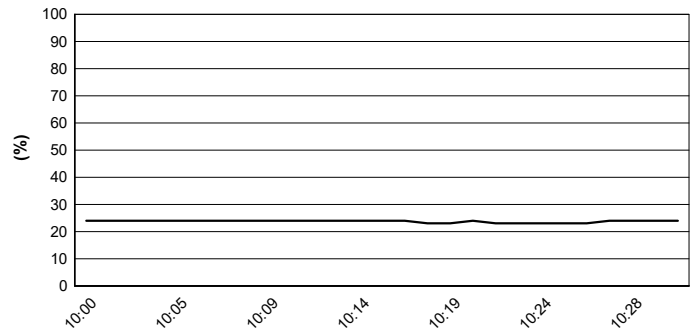
Track Temperature



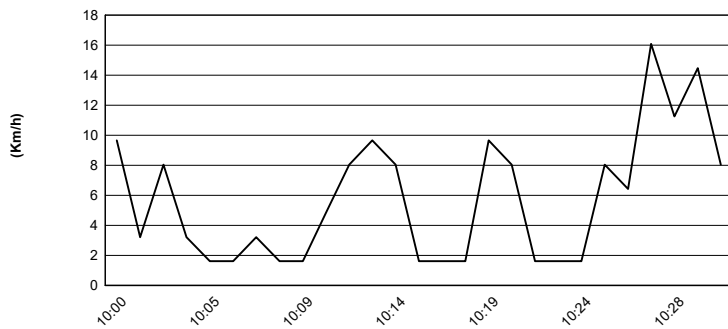
Air Pressure



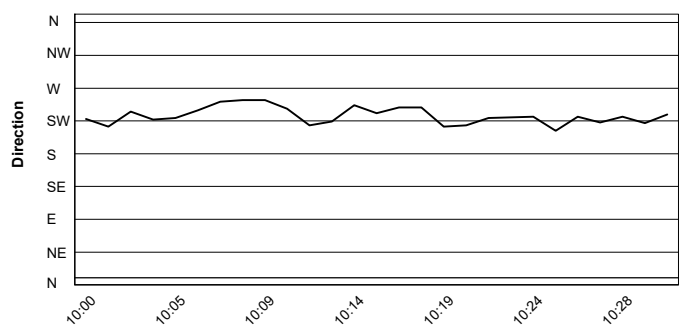
Humidity



Wind Speed



Wind Direction



16/10/2021

These data/results cannot be reproduced, stored and/or transmitted in whole or in part by any manner of electronic, mechanical, photocopying, recording, broadcasting or otherwise now known or herein after developed without the previous express consent by the copyright owner, except for reproduction in daily press and regular printed publications on sale to the public within 60 days of the event related to those data/results and always provided that copyright symbol appears together as follows below.

© DORNA WSBK ORGANIZATION Srl 2021