

Motul Argentinean Round, 15-17 October 2021

Results Tissot Superpole

San Juan Villicum Circuit 4.276 m

1 / 2

No.	Rider	Nat	Team	Bike	Class	Time	Gap	Rel.	Laps	Speed	
										Avg	Max
1	45 S. REDDING	GBR	Aruba.it Racing - Ducati	Ducati Panigale V4 R		1'37.617			6	157,694	312,3
2	54 T. RAZGATLIOGLU	TUR	Pata Yamaha with Brixx WorldSBK	Yamaha YZF R1		1'37.800	0.183	0.183	5	157,399	308,7
3	47 A. BASSANI	ITA	Motocorsa Racing	Ducati Panigale V4 R	IND	1'37.838	0.221	0.038	7	157,338	310,5
4	22 A. LOWES	GBR	Kawasaki Racing Team WorldSBK	Kawasaki ZX-10RR		1'38.034	0.417	0.196	5	157,023	307,8
5	1 J. REA	GBR	Kawasaki Racing Team WorldSBK	Kawasaki ZX-10RR		1'38.092	0.475	0.058	6	156,930	310,5
6	55 A. LOCATELLI	ITA	Pata Yamaha with Brixx WorldSBK	Yamaha YZF R1		1'38.221	0.604	0.129	5	156,724	308,7
7	60 M. VAN DER MARK	NED	BMW Motorrad WorldSBK Team	BMW M 1000 RR		1'38.298	0.681	0.077	5	156,601	307,0
8	31 G. GERLOFF	USA	GRT Yamaha WorldSBK Team	Yamaha YZF R1	IND	1'38.337	0.720	0.039	6	156,539	309,6
9	21 M. RINALDI	ITA	Aruba.it Racing - Ducati	Ducati Panigale V4 R		1'38.342	0.725	0.005	6	156,531	315,9
10	91 L. HASLAM	GBR	Team HRC	Honda CBR1000 RR-R		1'38.456	0.839	0.114	7	156,350	312,3
11	32 I. VINALES	ESP	Orelac Racing VerdNatura	Kawasaki ZX-10RR	IND	1'38.506	0.889	0.050	6	156,271	302,7
12	50 E. LAVERTY	IRL	BMW Motorrad WorldSBK Team	BMW M 1000 RR		1'38.517	0.900	0.011	6	156,253	309,6
13	7 C. DAVIES	GBR	Team GoEleven	Ducati Panigale V4 R	IND	1'38.592	0.975	0.075	5	156,134	313,2
14	36 L. MERCADO	ARG	MIE Racing Honda Racing	Honda CBR1000 RR-R	IND	1'38.669	1.052	0.077	3	156,013	301,8
15	19 A. BAUTISTA	ESP	Team HRC	Honda CBR1000 RR-R		1'38.860	1.243	0.191	5	155,711	315,9
16	76 S. CAVALIERI	ITA	Barni Racing Team	Ducati Panigale V4 R	IND	1'38.902	1.285	0.042	6	155,645	307,8
17	3 K. NOZANE	JPN	GRT Yamaha WorldSBK Team	Yamaha YZF R1	IND	1'39.328	1.711	0.426	6	154,977	302,7
18	53 T. RABAT	ESP	Kawasaki Puccetti Racing	Kawasaki ZX-10RR	IND	1'39.516	1.899	0.188	8	154,685	308,7
19	23 C. PONSSON	FRA	Gil Motor Sport-Yamaha	Yamaha YZF R1	IND	1'40.972	3.355	1.456	6	152,454	302,7
20	4 L. RIBODINO	ARG	OUTDO TPR Team Pedercini Racing	Kawasaki ZX-10RR	IND	1'41.915	4.298	0.943	6	151,044	299,3
21	39 M. SOLORZA	ARG	OUTDO TPR Team Pedercini Racing	Kawasaki ZX-10RR	IND	1'42.494	4.877	0.579	6	150,190	287,4

Qualifying Lap Time (107% of 1'37.617): 1'44.451

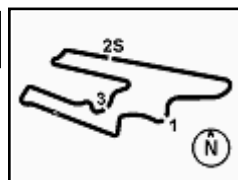
AIR	Humidity:	20%	Temp:	21°C
TRACK	Condition:	Dry	Temp:	39°C

Records	Pole	(SP2)	2018 M.Melandri	1'39.012	155,470	Km/h
	Race	(SPRC)	2019 J.Rea	1'37.462	157,940	Km/h
	All Times	(FP3)	2021 T.Razgatioglu	1'37.239	158,310	Km/h

Start 16/10/2021 12:10 End 12:29 The results are provisional until the end of the time limit for protests and appeals and the completion of the technical checks.

These data/results cannot be reproduced, stored and/or transmitted in whole or in part by any manner of electronic, mechanical, photocopying, recording, broadcasting or otherwise now known or herein after developed without the previous express consent by the copyright owner, except for reproduction in daily press and regular printed publications on sale to the public within 60 days of the event related to those data/results and always provided that copyright symbol appears together as follows below.

© DORNA WSBK ORGANIZATION Srl 2021


Motul Argentinean Round, 15-17 October 2021
Results Tissot Superpole

San Juan Villicum Circuit 4.276 m

2 / 2

Session Highlights

Local Time	No. Rider	Description
12.10.00		Start
12.17.03	3 K. NOZANE	Lap Cancelled (1'40.821) - Exceeded Track Limits - Turn 17
12.20.03	60 M. VAN DER MARK	Lap Cancelled (3'16.699) - Exceeded Track Limits - Turn 17
12.23.13	36 L. MERCADO	Crashed - Turn 2
12.27.17	47 A. BASSANI	Lap Cancelled (1'45.847) - Yellow Flag - Turn 2
12.29.02		End Of Session

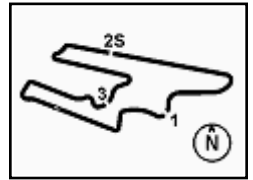
Fastest Laps Sequence

No.	Rider	Nat	Team	Bike	Local Time	Time	Gap	Avg
22	A. LOWES	GBR	Kawasaki Racing Team WorldSBK	Kawasaki ZX-10RR	12:13'39.726	1'38.251		156,676
1	J. REA	GBR	Kawasaki Racing Team WorldSBK	Kawasaki ZX-10RR	12:13'40.474	1'38.092	-0.159	156,930
54	T. RAZGATLIOGLU	TUR	Pata Yamaha with Brixx WorldSBK	Yamaha YZF R1	12:14'29.559	1'37.979	-0.113	157,111
54	T. RAZGATLIOGLU	TUR	Pata Yamaha with Brixx WorldSBK	Yamaha YZF R1	12:16'07.359	1'37.800	-0.179	157,399
45	S. REDDING	GBR	Aruba.it Racing - Ducati	Ducati Panigale V4 R	12:18'42.407	1'37.617	-0.183	157,694

16/10/2021 Start End The results are provisional until the end of the time limit for protests and appeals and the completion of the technical checks.

These data/results cannot be reproduced, stored and/or transmitted in whole or in part by any manner of electronic, mechanical, photocopying, recording, broadcasting or otherwise now known or herein after developed without the previous express consent by the copyright owner, except for reproduction in daily press and regular printed publications on sale to the public within 60 days of the event related to those data/results and always provided that copyright symbol appears together as follows below.

© DORNA WSBK ORGANIZATION Srl 2021



Motul Argentinean Round, 15-17 October 2021
Starting Grid - Race 1 (21 Laps x 4,276 km = 89,796 km)

San Juan Villicum Circuit 4.276 m

3	47 BASSANI A. Ducati 1'37.838	2	54 RAZGATLIOGLU T. Yamaha 1'37.800	1	45 REDDING S. Ducati 1'37.617	1
6	55 LOCATELLI A. Yamaha 1'38.221	5	1 REA J. Kawasaki 1'38.092	4	22 LOWES A. Kawasaki 1'38.034	2
9	21 RINALDI M. Ducati 1'38.342	8	31 GERLOFF G. Yamaha 1'38.337	7	60 VAN DER MARK M. BMW 1'38.298	3
12	50 LAVERTY E. BMW 1'38.517	11	32 VINALES I. Kawasaki 1'38.506	10	91 HASLAM L. Honda 1'38.456	4
15	19 BAUTISTA A. Honda 1'38.860	14	36 MERCADO L. Honda 1'38.669	13	7 DAVIES C. Ducati 1'38.592	5
18	53 RABAT T. Kawasaki 1'39.516	17	3 NOZANE K. Yamaha 1'39.328	16	76 CAVALIERI S. Ducati 1'38.902	6
21	39 SOLORZA M. Kawasaki 1'42.494	20	4 RIBODINO L. Kawasaki 1'41.915	19	23 PONSSON C. Yamaha 1'40.972	7

16/10/2021 The Race Director

These data/results cannot be reproduced, stored and/or transmitted in whole or in part by any manner of electronic, mechanical, photocopying, recording, broadcasting or otherwise now known or herein after developed without the previous express consent by the copyright owner, except for reproduction in daily press and regular printed publications on sale to the public within 60 days of the event related to those data/results and always provided that copyright symbol appears together as follows below. © DORNA WSBK ORGANIZATION Srl 2021

FIAT PERUGIA TIMING



Official Tyre Supplier



Official Timekeeper

Motul Argentinean Round, 15-17 October 2021

Best Sectors & Speed Tissot Superpole

San Juan Villicum Circuit 4.276 m

BEST LAP			
1	45 S. REDDING	Ducati Panigale V4 R	1'37.617
2	54 T. RAZGATLIOGLU	Yamaha YZF R1	1'37.800
3	47 A. BASSANI	Ducati Panigale V4 R	1'37.838
4	22 A. LOWES	Kawasaki ZX-10RR	1'38.034
5	1 J. REA	Kawasaki ZX-10RR	1'38.092
6	55 A. LOCATELLI	Yamaha YZF R1	1'38.221
7	60 M. VAN DER MARK	BMW M 1000 RR	1'38.298
8	31 G. GERLOFF	Yamaha YZF R1	1'38.337
9	21 M. RINALDI	Ducati Panigale V4 R	1'38.342
10	91 L. HASLAM	Honda CBR1000 RR-R	1'38.456
11	32 I. VINALES	Kawasaki ZX-10RR	1'38.506
12	50 E. LAVERTY	BMW M 1000 RR	1'38.517
13	7 C. DAVIES	Ducati Panigale V4 R	1'38.592
14	36 L. MERCADO	Honda CBR1000 RR-R	1'38.669
15	19 A. BAUTISTA	Honda CBR1000 RR-R	1'38.860
16	76 S. CAVALIERI	Ducati Panigale V4 R	1'38.902
17	3 K. NOZANE	Yamaha YZF R1	1'39.328
18	53 T. RABAT	Kawasaki ZX-10RR	1'39.516
19	23 C. PONSSON	Yamaha YZF R1	1'40.972
20	4 L. RIBODINO	Kawasaki ZX-10RR	1'41.915
21	39 M. SOLORZA	Kawasaki ZX-10RR	1'42.494

SPEED			
1	19 A. BAUTISTA	Honda CBR1000 RR-R	315,9
2	21 M. RINALDI	Ducati Panigale V4 R	315,9
3	7 C. DAVIES	Ducati Panigale V4 R	313,2
4	91 L. HASLAM	Honda CBR1000 RR-R	312,3
5	45 S. REDDING	Ducati Panigale V4 R	312,3
6	47 A. BASSANI	Ducati Panigale V4 R	310,5
7	1 J. REA	Kawasaki ZX-10RR	310,5
8	31 G. GERLOFF	Yamaha YZF R1	309,6
9	50 E. LAVERTY	BMW M 1000 RR	309,6
10	53 T. RABAT	Kawasaki ZX-10RR	308,7
11	55 A. LOCATELLI	Yamaha YZF R1	308,7
12	54 T. RAZGATLIOGLU	Yamaha YZF R1	308,7
13	22 A. LOWES	Kawasaki ZX-10RR	307,8
14	76 S. CAVALIERI	Ducati Panigale V4 R	307,8
15	60 M. VAN DER MARK	BMW M 1000 RR	307,0
16	32 I. VINALES	Kawasaki ZX-10RR	302,7
17	23 C. PONSSON	Yamaha YZF R1	302,7
18	3 K. NOZANE	Yamaha YZF R1	302,7
19	36 L. MERCADO	Honda CBR1000 RR-R	301,8
20	4 L. RIBODINO	Kawasaki ZX-10RR	299,3
21	39 M. SOLORZA	Kawasaki ZX-10RR	287,4

SEG. 1			SEG. 2			SEG. 3			SEG. 4		
1	1 J. REA	21.309	1	47 A. BASSANI	25.005	1	54 T. RAZGATLIOGLU	25.120	1	47 A. BASSANI	25.861
2	45 S. REDDING	21.319	2	1 J. REA	25.042	2	45 S. REDDING	25.242	2	45 S. REDDING	25.868
3	47 A. BASSANI	21.326	3	45 S. REDDING	25.104	3	55 A. LOCATELLI	25.372	3	54 T. RAZGATLIOGLU	25.938
4	54 T. RAZGATLIOGLU	21.368	4	7 C. DAVIES	25.124	4	47 A. BASSANI	25.422	4	1 J. REA	25.973
5	91 L. HASLAM	21.401	5	21 M. RINALDI	25.135	5	22 A. LOWES	25.447	5	60 M. VAN DER MARK	25.976
6	7 C. DAVIES	21.409	6	22 A. LOWES	25.146	6	60 M. VAN DER MARK	25.451	6	32 I. VINALES	25.976
7	31 G. GERLOFF	21.435	7	91 L. HASLAM	25.186	7	50 E. LAVERTY	25.480	7	55 A. LOCATELLI	25.977
8	22 A. LOWES	21.438	8	19 A. BAUTISTA	25.204	8	21 M. RINALDI	25.512	8	22 A. LOWES	26.003
9	60 M. VAN DER MARK	21.478	9	60 M. VAN DER MARK	25.221	9	7 C. DAVIES	25.514	9	31 G. GERLOFF	26.032
10	55 A. LOCATELLI	21.490	10	54 T. RAZGATLIOGLU	25.230	10	91 L. HASLAM	25.554	10	50 E. LAVERTY	26.100
11	50 E. LAVERTY	21.499	11	50 E. LAVERTY	25.246	11	31 G. GERLOFF	25.559	11	91 L. HASLAM	26.106
12	53 T. RABAT	21.530	12	31 G. GERLOFF	25.286	12	19 A. BAUTISTA	25.596	12	36 L. MERCADO	26.124
13	21 M. RINALDI	21.537	13	53 T. RABAT	25.307	13	32 I. VINALES	25.604	13	21 M. RINALDI	26.143
14	36 L. MERCADO	21.544	14	3 K. NOZANE	25.314	14	1 J. REA	25.619	14	3 K. NOZANE	26.159
15	32 I. VINALES	21.558	15	76 S. CAVALIERI	25.315	15	36 L. MERCADO	25.623	15	19 A. BAUTISTA	26.206
16	76 S. CAVALIERI	21.639	16	55 A. LOCATELLI	25.354	16	76 S. CAVALIERI	25.716	16	76 S. CAVALIERI	26.218
17	19 A. BAUTISTA	21.710	17	32 I. VINALES	25.368	17	3 K. NOZANE	25.788	17	7 C. DAVIES	26.292
18	3 K. NOZANE	21.844	18	36 L. MERCADO	25.378	18	53 T. RABAT	25.837	18	53 T. RABAT	26.414
19	4 L. RIBODINO	22.035	19	23 C. PONSSON	25.674	19	23 C. PONSSON	26.224	19	23 C. PONSSON	26.768
20	23 C. PONSSON	22.109	20	4 L. RIBODINO	25.881	20	4 L. RIBODINO	26.489	20	39 M. SOLORZA	27.168
21	39 M. SOLORZA	22.354	21	39 M. SOLORZA	26.352	21	39 M. SOLORZA	26.620	21	4 L. RIBODINO	27.268

16/10/2021

These data/results cannot be reproduced, stored and/or transmitted in whole or in part by any manner of electronic, mechanical, photocopying, recording, broadcasting or otherwise now known or herein after developed without the previous express consent by the copyright owner, except for reproduction in daily press and regular printed publications on sale to the public within 60 days of the event related to those data/results and always provided that copyright symbol appears together as follows below.

© DORNA WSBK ORGANIZATION Srl 2021

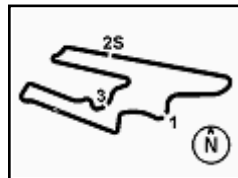
FICR PERUGIA TIMING



Official Tyre Supplier



Official Timekeeper


Motul Argentinean Round, 15-17 October 2021
Ideal Times Tissot Superpole

San Juan Villicum Circuit 4.276 m

No.	Rider	Nat	Bike	Seg. 1	Seg. 2	Seg. 3	Seg. 4	Ideal Time		
				Diff. 1	Diff. 2	Diff. 3	Diff. 4	Best Lap	Pos.	Diff.
1	45 S. REDDING	GBR	Ducati Panigale V4 R	21.319	25.104	25.242	25.868 +0.084	1'37.533 1'37.617	1	0.084
2	47 A. BASSANI	ITA	Ducati Panigale V4 R	21.326 +0.205	25.005	25.422 +0.019	25.861	1'37.614 1'37.838	3	0.224
3	54 T. RAZGATLIOGLU	TUR	Yamaha YZF R1	21.368	25.230 +0.002	25.120	25.938 +0.142	1'37.656 1'37.800	2	0.144
4	1 J. REA	GBR	Kawasaki ZX-10RR	21.309	25.042 +0.149	25.619	25.973	1'37.943 1'38.092	5	0.149
5	22 A. LOWES	GBR	Kawasaki ZX-10RR	21.438	25.146	25.447	26.003	1'38.034 1'38.034	4	
6	60 M. VAN DER MARK	NED	BMW M 1000 RR	21.478 +0.062	25.221	25.451	25.976 +0.110	1'38.126 1'38.298	7	0.172
7	55 A. LOCATELLI	ITA	Yamaha YZF R1	21.490	25.354	25.372	25.977 +0.028	1'38.193 1'38.221	6	0.028
8	91 L. HASLAM	GBR	Honda CBR1000 RR-R	21.401 +0.133	25.186	25.554 +0.076	26.106	1'38.247 1'38.456	10	0.209
9	31 G. GERLOFF	USA	Yamaha YZF R1	21.435 +0.025	25.286	25.559	26.032	1'38.312 1'38.337	8	0.025
10	50 E. LAVERTY	IRL	BMW M 1000 RR	21.499 +0.192	25.246	25.480	26.100	1'38.325 1'38.517	12	0.192
11	21 M. RINALDI	ITA	Ducati Panigale V4 R	21.537	25.135 +0.015	25.512	26.143	1'38.327 1'38.342	9	0.015
12	7 C. DAVIES	GBR	Ducati Panigale V4 R	21.409	25.124	25.514 +0.253	26.292	1'38.339 1'38.592	13	0.253
13	32 I. VINALES	ESP	Kawasaki ZX-10RR	21.558	25.368	25.604	25.976	1'38.506 1'38.506	11	
14	36 L. MERCADO	ARG	Honda CBR1000 RR-R	21.544	25.378	25.623	26.124	1'38.669 1'38.669	14	
15	19 A. BAUTISTA	ESP	Honda CBR1000 RR-R	21.710 +0.024	25.204	25.596	26.206 +0.120	1'38.716 1'38.860	15	0.144
16	76 S. CAVALIERI	ITA	Ducati Panigale V4 R	21.639	25.315 +0.014	25.716	26.218	1'38.888 1'38.902	16	0.014
17	53 T. RABAT	ESP	Kawasaki ZX-10RR	21.530 +0.238	25.307 +0.153	25.837 +0.032	26.414 +0.005	1'39.088 1'39.516	18	0.428
18	3 K. NOZANE	JPN	Yamaha YZF R1	21.844	25.314 +0.223	25.788	26.159	1'39.105 1'39.328	17	0.223
19	23 C. PONSSON	FRA	Yamaha YZF R1	22.109	25.674	26.224 +0.147	26.768 +0.050	1'40.775 1'40.972	19	0.197
20	4 L. RIBODINO	ARG	Kawasaki ZX-10RR	22.035 +0.242	25.881	26.489	27.268	1'41.673 1'41.915	20	0.242
21	39 M. SOLORZA	ARG	Kawasaki ZX-10RR	22.354	26.352	26.620	27.168	1'42.494 1'42.494	21	
Overall Ideal Time				21.309	25.005	25.120	25.861	1'37.295		

16/10/2021

These data/results cannot be reproduced, stored and/or transmitted in whole or in part by any manner of electronic, mechanical, photocopying, recording, broadcasting or otherwise now known or herein after developed without the previous express consent by the copyright owner, except for reproduction in daily press and regular printed publications on sale to the public within 60 days of the event related to those data/results and always provided that copyright symbol appears together as follows below.

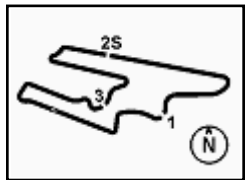
© DORNA WSBK ORGANIZATION Srl 2021

PIRELLI PERUGIA TIMING


Official Tyre Supplier



Official Timekeeper


Motul Argentinean Round, 15-17 October 2021
Chronological Analysis Tissot Superpole

San Juan Villicum Circuit 4.276 m

1 / 2

1° 45 S. REDDING (1'37.617)							
Lap	Seg.1	Seg.2	Seg.3	Seg.4	Lap Time	km/h	Local Time
1		26.407	26.375	26.604	302,7	12:12'12.000	
2	21.777	25.321	25.893	38.014	1'51.005P	300,2	12:14'03.005
3	1'38.915	27.921	27.683	27.266	3'01.785P	306,1	12:17'04.790
4	21.319	25.104	25.242	25.952	1'37.617	312,3	12:18'42.407
5	21.598	25.779	26.223	38.301	1'51.901P	308,7	12:20'34.308
6	1'23.015	26.853	28.607	26.370	2'44.845P	305,2	12:23'19.153
7	23.721	26.486	26.111	25.868	1'42.186	305,2	12:25'01.339

2° 54 T. RAZGATLIOGLU (1'37.800)							
Lap	Seg.1	Seg.2	Seg.3	Seg.4	Lap Time	km/h	Local Time
1		27.108	26.203	26.819	302,7	12:12'51.580	
2	21.542	25.230	25.269	25.938	1'37.979	306,1	12:14'29.559
3	21.368	25.232	25.120	26.080	1'37.800	308,7	12:16'07.359
4	22.383	26.147	26.036	39.728	1'54.294P	307,8	12:18'01.653
5	4'19.250	31.538	26.921	27.120	5'44.829P	272,3	12:23'46.482
6	22.039	26.174	25.534	26.947	1'40.694	305,2	12:25'27.176

3° 47 A. BASSANI (1'37.838)							
Lap	Seg.1	Seg.2	Seg.3	Seg.4	Lap Time	km/h	Local Time
1		26.943	26.749	27.261	301,0	12:12'03.765	
2	21.574	25.241	25.422	26.154	1'38.391	307,8	12:13'42.156
3	21.326	25.068	25.740	26.315	1'38.449	310,5	12:15'20.605
4	22.690	26.351	26.241	39.599	1'54.881P	309,6	12:17'15.486
5	2'26.278	26.762	26.805	26.577	3'46.422P	307,8	12:21'01.908
6	21.531	25.005	25.441	25.861	1'37.838	310,5	12:22'39.746
7	25.096	26.589	26.625	27.537	1'45.847C	299,3	12:24'25.593
8	23.021	27.261	27.683	28.085	1'46.050	302,7	12:26'11.643

4° 22 A. LOWES (1'38.034)							
Lap	Seg.1	Seg.2	Seg.3	Seg.4	Lap Time	km/h	Local Time
1		26.370	26.808	26.743	301,8	12:12'01.475	
2	21.463	25.178	25.534	26.076	1'38.251	306,1	12:13'39.726
3	28.951	25.981	25.560	39.852	2'00.344P	304,4	12:15'40.070
4	3'36.475	26.860	26.310	26.598	4'56.243P	303,5	12:20'36.313
5	21.438	25.146	25.447	26.003	1'38.034	307,8	12:22'14.347
6	21.522	25.252	27.373	45.948	2'00.095P	302,7	12:24'14.442

5° 1 J. REA (1'38.092)							
Lap	Seg.1	Seg.2	Seg.3	Seg.4	Lap Time	km/h	Local Time
1		26.474	26.899	27.239	297,7	12:12'02.382	
2	21.309	25.191	25.619	25.973	1'38.092	309,6	12:13'40.474
3	21.431	25.269	27.793	39.516	1'54.009P	307,8	12:15'34.483
4	4'13.492	25.686	26.704	26.630	5'32.512P	310,5	12:21'06.995
5	21.400	25.042	28.755	26.749	1'41.946	309,6	12:22'48.941
6	21.856	26.029	26.663	26.914	1'41.462	308,7	12:24'30.403
7	22.685	27.669	26.151	40.068	1'56.573P	305,2	12:26'26.976

6° 55 A. LOCATELLI (1'38.221)							
Lap	Seg.1	Seg.2	Seg.3	Seg.4	Lap Time	km/h	Local Time
1		26.927	26.537	26.694	297,7	12:12'51.927	
2	21.628	25.376	25.421	25.977	1'38.402	307,8	12:14'30.329
3	21.490	25.354	25.372	26.005	1'38.221	307,8	12:16'08.550
4	22.293	25.842	26.720	39.434	1'54.289P	308,7	12:18'02.839
5	4'17.167	32.304	25.954	27.601	5'43.026P	275,0	12:23'45.865
6	22.553	26.997	25.889	26.529	1'41.968	306,1	12:25'27.833

7° 60 M. VAN DER MARK (1'38.298)							
Lap	Seg.1	Seg.2	Seg.3	Seg.4	Lap Time	km/h	Local Time
1		26.553	26.840	27.323	292,9	12:12'02.708	

2	21.478	25.340	25.743	25.976	1'38.537	307,0	12:13'41.245
3	21.531	25.425	25.887	40.114	1'52.957P	305,2	12:15'34.202
4	1'55.502	27.311	27.517	26.369	3'16.699CP	296,1	12:18'50.901
5	21.540	25.221	25.451	26.086	1'38.298	306,1	12:20'29.199
6	21.528	25.515	26.206	39.047	1'52.296P	305,2	12:22'21.495

8° 31 G. GERLOFF (1'38.337)							
Lap	Seg.1	Seg.2	Seg.3	Seg.4	Lap Time	km/h	Local Time
1		27.144	27.057	27.261	301,0	12:12'26.931	
2	21.435	25.392	25.718	26.036	1'38.581	306,1	12:14'05.512
3	21.460	25.286	25.559	26.032	1'38.337	306,1	12:15'43.849
4	22.618	26.274	26.632	39.985	1'55.509P	309,6	12:17'39.358
5	3'06.647	30.437	36.017	31.345	4'44.446P	262,4	12:22'23.804
6	21.609	25.539	34.076	27.305	1'48.529	304,4	12:24'12.333
7	21.918	29.128	26.489	26.692	1'44.227	302,7	12:25'56.560

9° 21 M. RINALDI (1'38.342)							
Lap	Seg.1	Seg.2	Seg.3	Seg.4	Lap Time	km/h	Local Time
1		27.062	27.803	27.154	264,3	12:12'32.471	
2	21.576	25.243	25.651	26.353	1'38.823	310,5	12:14'11.294
3	21.644	25.374	25.830	38.457	1'51.305P	308,7	12:16'02.599
4	3'13.177	25.544	30.868	26.474	4'36.063P	312,3	12:20'38.662
5	21.670	25.135	25.754	26.199	1'38.758	314,1	12:22'17.420
6	21.537	25.150	25.512	26.143	1'38.342	315,9	12:23'55.762
7	22.404	26.252	26.436	26.848	1'41.940	296,1	12:25'37.702

10° 91 L. HASLAM (1'38.456)							
Lap	Seg.1	Seg.2	Seg.3	Seg.4	Lap Time	km/h	Local Time
1		26.146	27.051	27.495	292,9	12:12'03.062	
2	21.549	25.339	28.544	42.161	1'57.593P	307,0	12:14'00.655
3	1'18.540	26.607	26.818	27.056	2'39.021P	307,8	12:16'39.676
4	21.534	25.186	25.630	26.106	1'38.456	312,3	12:18'18.132
5	21.975	25.687	26.216	41.049	1'54.927P	304,4	12:20'13.059
6	1'33.554	25.927	26.554	27.405	2'53.440P	301,8	12:23'06.499
7	23.491	26.605	26.129	27.218	1'43.443	302,7	12:24'49.942
8	21.401	25.378	25.554	26.333	1'38.666	311,4	12:26'28.608

11° 32 I. VINALES (1'38.506)							
Lap	Seg.1	Seg.2	Seg.3	Seg.4	Lap Time	km/h	Local Time
1		26.606	26.873	27.856	302,7	12:12'04.971	
2	21.558	25.368	25.604	25.976	1'38.506	302,7	12:13'43.477
3	21.840	25.834	26.098	39.668	1'53.440P	302,7	12:15'36.917
4	3'41.934	26.057	27.071	28.006	5'03.068P	289,7	12:20'39.985
5	27.248	28.380	39.661	27.630	2'02.919	269,6	12:22'42.904
6	21.610	25.698	25.886	26.198	1'39.392	300,2	12:24'22.296
7	22.669	26.927	26.983	27.224	1'43.803	296,1	12:26'06.099

12° 50 E. LAVERTY (1'38.517)							
Lap	Seg.1	Seg.2	Seg.3	Seg.4	Lap Time	km/h	Local Time
1		30.981	28.730	29.003	256,8	12:14'22.283	
2	21.784	25.315	25.709	26.122	1'38.930	307,0	12:16'01.213
3	21.652	25.323	25.695	26.358	1'39.028	309,6	12:17'40.241
4	23.129	26.796	26.998	41.047	1'57.970P	271,6	12:19'38.211
5	1'36.987	26.533	27.204	27.187	2'57.911P	286,7	12:22'36.122
6	21.691	25.246	25.480	26.100	1'38.517	308,7	12:24'14.639
7	21.499	25.294	25.593	26.430	1'38.816	308,7	12:25'53.455

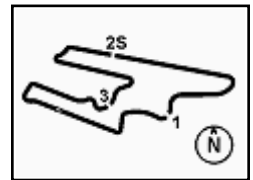
13° 7 C. DAVIES (1'38.592)							
Lap	Seg.1	Seg.2	Seg.3	Seg.4	Lap Time	km/h	Local Time
1		26.695	27.079	38.948	293,7	12:13'05.664	
2	3'56.830	26.234	26.528	26.840	5'16.432P	309,6	12:18'22.096
3	21.409	25.124	25.767	26.292	1'38.592	313,2	12:20'00.688

16/10/2021 P = Pits In/Out - C = Lap Time Cancelled

These data/results cannot be reproduced, stored and/or transmitted in whole or in part by any manner of electronic, mechanical, photocopying, recording, broadcasting or otherwise now known or herein after developed without the previous express consent by the copyright owner, except for reproduction in daily press and regular printed publications on sale to the public within 60 days of the event related to those data/results and always provided that copyright symbol appears together as follows below.

© DORNA WSBK ORGANIZATION Srl 2021





Motul Argentinean Round, 15-17 October 2021

Chronological Analysis Tissot Superpole

San Juan Villicum Circuit 4.276 m

2 / 2

4	21.544	25.332	25.514	26.349	1'38.739	312,3	12:21'39.427
5	21.496	25.329	25.571	26.316	1'38.712	312,3	12:23'18.139
6	21.533	25.482	25.759	31.605	1'44.379	311,4	12:25'02.518

14° 36 L. MERCADO (1'38.669)							
Lap	Seg.1	Seg.2	Seg.3	Seg.4	Lap Time	km/h	Local Time
1		26.843	26.681	27.263		299,3	12:12'04.054
2	21.544	25.378	25.623	26.124	1'38.669	301,8	12:13'42.723
3	22.260	25.784	25.804	39.835	1'53.683P	298,5	12:15'36.406
4	5'39.856	26.874	27.424	27.034	7'01.188P	294,5	12:22'37.594

15° 19 A. BAUTISTA (1'38.860)							
Lap	Seg.1	Seg.2	Seg.3	Seg.4	Lap Time	km/h	Local Time
1		26.124	26.261	26.639		297,7	12:12'15.290
2	21.734	25.204	25.596	26.326	1'38.860	307,8	12:13'54.150
3	21.710	25.500	25.951	26.585	1'39.746	311,4	12:15'33.896
4	21.946	27.703	26.317	39.773	1'55.739P	292,1	12:17'29.635
5	4'48.367	34.932	26.643	27.276	6'17.218P	266,2	12:23'46.853
6	22.032	25.701	26.111	26.206	1'40.050	315,9	12:25'26.903

16° 76 S. CAVALIERI (1'38.902)							
Lap	Seg.1	Seg.2	Seg.3	Seg.4	Lap Time	km/h	Local Time
1		26.603	27.515	27.616		277,8	12:12'05.742
2	21.789	25.543	26.031	26.679	1'40.042	301,8	12:13'45.784
3	22.649	26.487	26.920	39.446	1'55.502P	272,3	12:15'41.286
4	3'29.176	31.016	31.024	26.470	4'57.686P	293,7	12:20'38.972
5	21.639	25.329	25.716	26.218	1'38.902	307,8	12:22'17.874
6	21.733	25.315	25.752	26.438	1'39.238	307,0	12:23'57.112
7	23.992	26.466	27.029	27.407	1'44.894	297,7	12:25'42.006

17° 3 K. NOZANE (1'39.328)							
Lap	Seg.1	Seg.2	Seg.3	Seg.4	Lap Time	km/h	Local Time
1		32.851	29.349	26.786		226,7	12:12'15.680
2	21.844	25.537	25.788	26.159	1'39.328	297,7	12:13'55.008
3	22.124	25.795	26.256	26.646	1'40.821C	300,2	12:15'35.829
4	23.817	28.182	28.222	41.826	2'02.047P	287,4	12:17'37.876
5	3'10.323	31.789	32.789	31.328	4'46.229P	290,5	12:22'24.105
6	21.855	25.314	26.041	26.322	1'39.532	302,7	12:24'03.637
7	24.904	29.437	33.800	27.716	1'55.857	272,3	12:25'59.494

18° 53 T. RABAT (1'39.516)							
Lap	Seg.1	Seg.2	Seg.3	Seg.4	Lap Time	km/h	Local Time
1		27.591	26.472	26.683		285,2	12:12'12.564
2	21.728	25.703	25.903	26.668	1'40.002	292,9	12:13'52.566
3	21.530	25.413	26.228	26.703	1'39.874	295,3	12:15'32.440
4	21.796	25.684	25.837	26.448	1'39.765	299,3	12:17'12.205
5	21.884	25.673	25.935	26.414	1'39.906	301,8	12:18'52.111
6	21.768	25.460	25.869	26.419	1'39.516	308,7	12:20'31.627
7	21.696	25.684	34.218	31.477	1'53.075	306,1	12:22'24.702
8	21.579	25.307	30.320	30.922	1'48.128	297,7	12:24'12.830
9	21.720	29.120	26.511	26.676	1'44.027	289,0	12:25'56.857

19° 23 C. PONSSON (1'40.972)							
Lap	Seg.1	Seg.2	Seg.3	Seg.4	Lap Time	km/h	Local Time
1		27.257	30.316	27.897		302,7	12:12'09.789
2	22.231	25.861	26.460	27.009	1'41.561	297,7	12:13'51.350
3	22.109	25.674	26.371	26.818	1'40.972	299,3	12:15'32.322
4	22.163	25.838	26.224	26.768	1'40.993	293,7	12:17'13.315
5	22.281	25.781	26.278	40.186	1'54.526P	300,2	12:19'07.841
6	3'12.555	32.603	27.141	27.151	4'39.450P	259,9	12:23'47.291
7	22.389	26.535	26.661	26.777	1'42.362	301,0	12:25'29.653

20° 4 L. RIBODINO (1'41.915)								
Lap	Seg.1	Seg.2	Seg.3	Seg.4	Lap Time	km/h	Local Time	
1		28.319	28.533	28.018		285,2	12:12'10.283	
2	22.523	25.949	26.771	27.537	1'42.780	296,1	12:13'53.063	
3	22.618	27.414	27.084	42.384	1'59.500P	278,6	12:15'52.563	
4	3'30.419	27.051	27.381	27.884	4'52.735P	295,3	12:20'45.298	
5	22.277	25.881	26.489	27.268	1'41.915	299,3	12:22'27.213	
6	22.035	31.009	29.332	27.284	1'49.660	285,2	12:24'16.873	
7	23.723	35.696	33.014	42.940	2'15.373P	187,8	12:26'32.246	

21° 39 M. SOLORZA (1'42.494)								
Lap	Seg.1	Seg.2	Seg.3	Seg.4	Lap Time	km/h	Local Time	
1		29.973	29.981	33.614		263,7	12:12'33.633	
2	22.501	26.572	26.922	27.556	1'43.551	284,4	12:14'17.184	
3	22.495	26.493	26.918	27.388	1'43.294	285,9	12:16'00.478	
4	24.102	27.841	32.590	40.259	2'04.792P	269,6	12:18'05.270	
5	3'12.241	27.242	27.205	27.206	4'33.894P	277,1	12:22'39.164	
6	22.354	26.352	26.620	27.168	1'42.494	287,4	12:24'21.658	
7	22.389	30.636	31.557	42.070	2'06.652P	173,4	12:26'28.310	

16/10/2021 P = Pits In/Out - C = Lap Time Cancelled

These data/results cannot be reproduced, stored and/or transmitted in whole or in part by any manner of electronic, mechanical, photocopying, recording, broadcasting or otherwise now known or herein after developed without the previous express consent by the copyright owner, except for reproduction in daily press and regular printed publications on sale to the public within 60 days of the event related to those data/results and always provided that copyright symbol appears together as follows below.

© DORNA WSBK ORGANIZATION Srl 2021

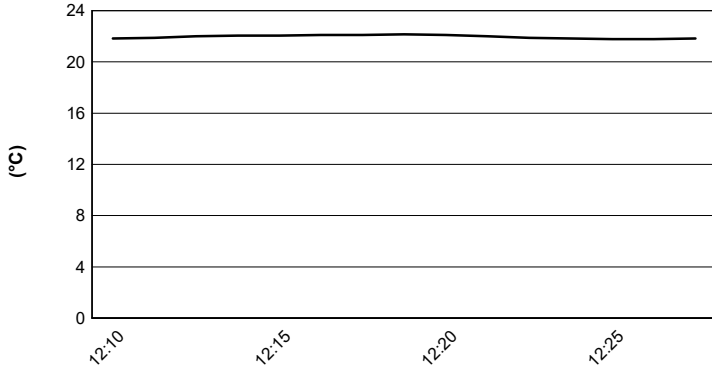
Motul Argentinean Round, 15-17 October 2021

Weather Report Tissot Superpole

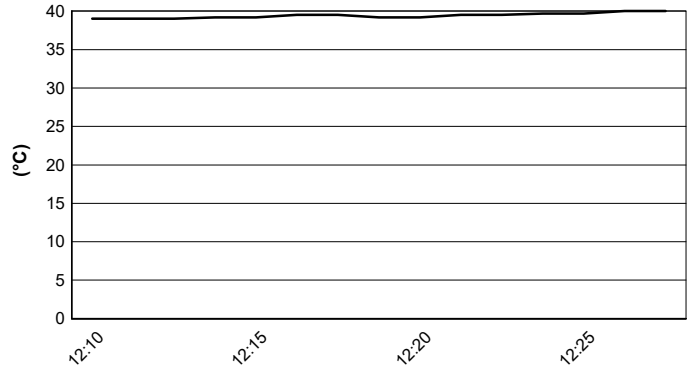
Session started 12:10 - Session ended 12:29

San Juan Villicum Circuit 4.276 m


Air Temperature



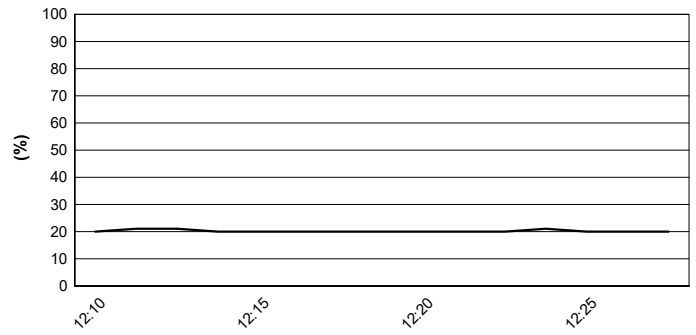
Track Temperature



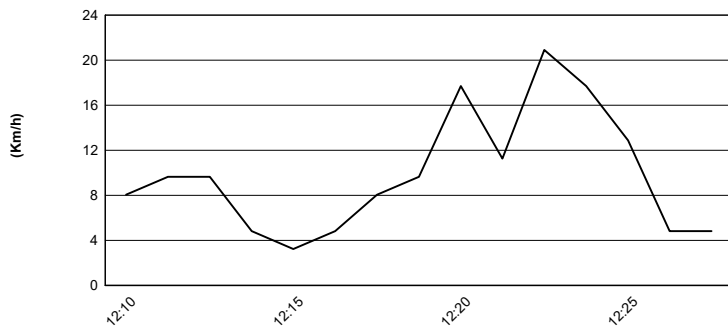
Air Pressure



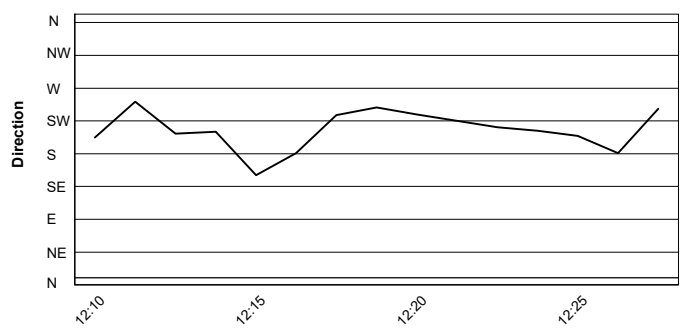
Humidity



Wind Speed



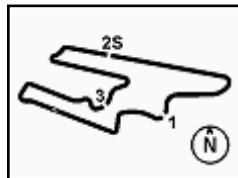
Wind Direction



16/10/2021

These data/results cannot be reproduced, stored and/or transmitted in whole or in part by any manner of electronic, mechanical, photocopying, recording, broadcasting or otherwise now known or herein after developed without the previous express consent by the copyright owner, except for reproduction in daily press and regular printed publications on sale to the public within 60 days of the event related to those data/results and always provided that copyright symbol appears together as follows below.

© DORNA WSBK ORGANIZATION Srl 2021



Motul Argentinean Round, 15-17 October 2021

Tissot Superpole Ranking

San Juan Villicum Circuit 4.276 m

	2018	2019	2020	2021
01 Aragon	Melandri (Ita) Duc 1'49.543 (166,8 Km/h)	Bautista (Esp) Duc 1'49.049 (167,6 Km/h)	Rea (Gbr) Kaw 1'48.767 (168,0 Km/h)	Rea (Gbr) Kaw 1'48.458 (168,5 Km/h)
02 Estoril			Razgatioglu (Tur) Yam 1'36.154 (156,6 Km/h)	Rea (Gbr) Kaw 1'35.876 (157,0 Km/h)
03 Misano	Sykes (Gbr) Kaw 1'33.640 (156,1 Km/h)	Rea (Gbr) Kaw 1'34.596 (154,5 Km/h)		Rea (Gbr) Kaw 1'33.416 (156,5 Km/h)
04 Donington	Sykes (Gbr) Kaw 1'26.663 (0,0 Km/h)	Sykes (Gbr) Bmw 1'27.619 (0,0 Km/h)		Rea (Gbr) Kaw 1'40.101 (0,0 Km/h)
05 Assen	Lowe (Gbr) Yam 1'34.066 (173,8 Km/h)	Bautista (Esp) Duc 1'34.740 (172,6 Km/h)		Rea (Gbr) Kaw 1'33.842 (174,2 Km/h)
06 Most				Rea (Gbr) Kaw 1'31.684 (165,4 Km/h)
07 Navarra				Rea (Gbr) Kaw 1'36.122 (147,3 Km/h)
08 Magny-Cours	Sykes (Gbr) Kaw 1'35.696 (158,9 Km/h)	Rea (Gbr) Kaw 1'53.955 (133,5 Km/h)	Lavery (Irl) Bmw 1'48.644 (140,0 Km/h)	Rea (Gbr) Kaw 1'35.683 (159,0 Km/h)
09 Barcelona			Rea (Gbr) Kaw 1'41.619 (163,9 Km/h)	Sykes (Gbr) Bmw 1'40.408 (165,9 Km/h)
10 Jerez		Rea (Gbr) Kaw 1'38.247 (162,1 Km/h)	Redding (Gbr) Duc 1'38.736 (161,3 Km/h)	Razgatioglu (Tur) Yam 1'38.512 (161,6 Km/h)
11 Portimao	Lavery (Irl) Apr 1'40.705 (164,2 Km/h)	Rea (Gbr) Kaw 1'40.372 (164,7 Km/h)	Rea (Gbr) Kaw 1'40.676 (164,2 Km/h)	Razgatioglu (Tur) Yam 1'40.219 (165,0 Km/h)
12 Villicum	Melandri (Ita) Duc 1'39.012 (155,5 Km/h)	Bautista (Esp) Duc 1'40.771 (152,8 Km/h)		Redding (Gbr) Duc 1'37.617 (157,7 Km/h)
13 Mandalika				

2021

- 8 J. Rea
- 2 T. Razgatioglu
- 1 **S. Redding**
- 1 T. Sykes

ALL TIMES

- | | | | |
|----------------|------------------|---------------------|-------------------|
| 51 T. Sykes | 6 J. Kocinski | 2 M. Campbell | 1 J. Hopkins |
| 43 T. Corser | 5 M. Biaggi | 2 A. Gobert | 1 I. Jaitovich |
| 35 J. Rea | 5 D. Giugliano | 2 M. Lucchinelli | 1 T. Kipp |
| 26 T. Bayliss | 4 A. Bautista | 2 B. Monti | 1 L. Lanzi |
| 21 C. Fogarty | 4 S. Guintoli | 2 Y. Nagai | 1 A. Lowe |
| 17 D. Polen | 4 E. Laverty | 2 M. Neukirchner | 1 M. Mladin |
| 16 N. Hodgson | 4 M. Melandri | 2 S. Redding | 1 F. Nieto |
| 15 C. Edwards | 4 F. Merkel | 2 D. Tardozzi | 1 J. Reynolds |
| 11 B. Spies | 4 J. Toseland | 2 A. Yanagawa | 1 M. Tamada |
| 10 C. Checa | 3 L. Haslam | 1 A. Badovini | 1 M. van der Mark |
| 10 P. Chili | 3 Y. Kagayama | 1 R. Burnett | 1 A. Vieira |
| 9 R. Roche | 3 S. Martin | 1 D. Chandler | 1 R. Xaus |
| 8 G. Falappa | 3 S. Mertens | 1 S. Crafar | |
| 8 S. Russell | 3 R. Phillis | 1 M. Doohan | |
| 8 A. Slight | 3 T. Razgatioglu | 1 M. Dowson | |
| 7 C. Davies | 3 J. Smrz | 1 M. Fabrizio | |
| 7 N. Haga | 3 C. Vermeulen | 1 P. Goddard | |
| 7 R. Laconi | 2 L. Baz | 1 T. Hill | |
| 6 C. Crutchlow | 2 B. Bostrom | 1 S. Hislop | |

16/10/2021

These data/results cannot be reproduced, stored and/or transmitted in whole or in part by any manner of electronic, mechanical, photocopying, recording, broadcasting or otherwise now known or herein after developed without the previous express consent by the copyright owner, except for reproduction in daily press and regular printed publications on sale to the public within 60 days of the event related to those data/results and always provided that copyright symbol appears together as follows below.

© DORNA WSBK ORGANIZATION Srl 2021

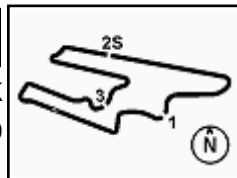
FICR PERUGIA TIMING



Official Tyre Supplier



Official Timekeeper



Motul Argentinean Round, 15-17 October 2021

Tissot Superpole Award

San Juan Villicum Circuit 4.276 m

Points	Points From First	Points From Previous	May 23	May 30	June 13	July 4	July 25	August 8	August 22	September 5	September 19	September 26	October 3	October 16	November 21			
			ARAGON	ESTORIL	MISANO	DONINGTON	ASSEN	MOST	NAVARRA	MAGNY-COURS	BARCELONA	JEREZ	PORTIMAO	VILLICUM	MANDALIKA			
1	REA	219	12 12	12 12	12 7	12 12	12 12	12 7	12 9	12 12	7 12	7	9	5				
2	RAZGATLIOGLU	161	58	4	7 9	9 9	4	9 7	9 12	2 7	9 9	9 9	12	12 4	9			
3	REDDING	139	80	22	9 2	9 7	7 6	4	7 5	7 9	9 12	2 5	6	6	6 9	12		
4	LOWES	94	125	45	6 9	4	4 5	6	5 4	1 3	3 5	6 7	5 6	9	6			
5	SYKES	83	136	11	7	5 3	5 3	7 9	3	6 5	7 4	7	12					
6	LOCATELLI	66	153	17		1	1	3 6	4 6	6 6	5 6	4	4	3 6	4			
7	RINALDI	63	156	3	1	4 5	6 12	2	6 9	2		3	2 5	5	1			
8	GERLOFF	56	163	7	4 7	6 6	2	5 5	2	5 4	1 1		2	2 2	2			
9	VAN DER MARK	50	169	6	5			9 7	1		2	1 4	1	5 12	3			
10	HASLAM	37	182	13	3			3 6	2	3		4 1	3 3	2	7			
11	BAUTISTA	27	192	10	2 3		1		1		3	7 1	1	4 5				
12	DAVIES	26	193	1	5 6	1		1 2	1	5 3	2							
13	BASSANI	22	197	4			2 4			2		4		3 7				
14	MAHIAS	13	206	9		3	3	3		4								
15	BAZ	11	208	2								3	1 7					
16	FOLGER	4	215	7				4										
17	LAVERTY	3	216	1		2								1				
18	RABAT	2	217	1		2												
19	PONSSON	1	218	1								1						
20	NOZANE	1	218	0	1													

16/10/2021 Odd points columns: Tissot Superpole Even points columns: Tissot Superpole Race

These data/results cannot be reproduced, stored and/or transmitted in whole or in part by any manner of electronic, mechanical, photocopying, recording, broadcasting or otherwise now known or herein after developed without the previous express consent by the copyright owner, except for reproduction in daily press and regular printed publications on sale to the public within 60 days of the event related to those data/results and always provided that copyright symbol appears together as follows below.

© DORNA WSBK ORGANIZATION Srl 2021

