

## Motul Argentinean Round, 15-17 October 2021

### Results Warm Up

San Juan Villicum Circuit 4.276 m

1 / 2

No.	Rider	Nat	Team	Bike	Class	Time	Gap	Rel.	Laps	Speed	
										Avg	Max
1	31 G. GERLOFF	USA	GRT Yamaha WorldSBK Team	Yamaha YZF R1	IND	<b>1'37.719</b>			8	157,529	<b>307,0</b>
2	45 S. REDDING	GBR	Aruba.it Racing - Ducati	Ducati Panigale V4 R		<b>1'37.735</b>	0.016	0.016	8	157,503	<b>312,3</b>
3	1 J. REA	GBR	Kawasaki Racing Team WorldSBK	Kawasaki ZX-10RR		<b>1'37.860</b>	0.141	0.125	8	157,302	<b>309,6</b>
4	54 T. RAZGATLIOGLU	TUR	Pata Yamaha with Brixx WorldSBK	Yamaha YZF R1		<b>1'37.896</b>	0.177	0.036	8	157,244	<b>309,6</b>
5	22 A. LOWES	GBR	Kawasaki Racing Team WorldSBK	Kawasaki ZX-10RR		<b>1'38.175</b>	0.456	0.279	6	156,798	<b>307,8</b>
6	60 M. VAN DER MARK	NED	BMW Motorrad WorldSBK Team	BMW M 1000 RR		<b>1'38.505</b>	0.786	0.330	8	156,272	<b>307,0</b>
7	7 C. DAVIES	GBR	Team GoEleven	Ducati Panigale V4 R	IND	<b>1'38.568</b>	0.849	0.063	7	156,172	<b>311,4</b>
8	55 A. LOCATELLI	ITA	Pata Yamaha with Brixx WorldSBK	Yamaha YZF R1		<b>1'38.663</b>	0.944	0.095	8	156,022	<b>307,0</b>
9	47 A. BASSANI	ITA	Motocorsa Racing	Ducati Panigale V4 R	IND	<b>1'38.751</b>	1.032	0.088	7	155,883	<b>310,5</b>
10	21 M. RINALDI	ITA	Aruba.it Racing - Ducati	Ducati Panigale V4 R		<b>1'38.762</b>	1.043	0.011	8	155,866	<b>311,4</b>
11	91 L. HASLAM	GBR	Team HRC	Honda CBR1000 RR-R		<b>1'38.872</b>	1.153	0.110	7	155,692	<b>315,0</b>
12	53 T. RABAT	ESP	Kawasaki Puccetti Racing	Kawasaki ZX-10RR	IND	<b>1'39.062</b>	1.343	0.190	8	155,394	<b>306,1</b>
13	3 K. NOZANE	JPN	GRT Yamaha WorldSBK Team	Yamaha YZF R1	IND	<b>1'39.143</b>	1.424	0.081	8	155,267	<b>300,2</b>
14	19 A. BAUTISTA	ESP	Team HRC	Honda CBR1000 RR-R		<b>1'39.384</b>	1.665	0.241	8	154,890	<b>315,9</b>
15	50 E. LAVERTY	IRL	BMW Motorrad WorldSBK Team	BMW M 1000 RR		<b>1'39.397</b>	1.678	0.013	8	154,870	<b>307,8</b>
16	32 I. VINALES	ESP	Orelac Racing VerdNatura	Kawasaki ZX-10RR	IND	<b>1'39.591</b>	1.872	0.194	2	154,568	<b>301,0</b>
17	36 L. MERCADO	ARG	MIE Racing Honda Racing	Honda CBR1000 RR-R	IND	<b>1'39.617</b>	1.898	0.026	8	154,528	<b>307,0</b>
18	76 S. CAVALIERI	ITA	Barni Racing Team	Ducati Panigale V4 R	IND	<b>1'39.864</b>	2.145	0.247	8	154,146	<b>303,5</b>
19	23 C. PONSSON	FRA	Gil Motor Sport-Yamaha	Yamaha YZF R1	IND	<b>1'40.700</b>	2.981	0.836	8	152,866	<b>302,7</b>
20	4 L. RIBODINO	ARG	OUTDO TPR Team Pedercini Racing	Kawasaki ZX-10RR	IND	<b>1'42.142</b>	4.423	1.442	4	150,708	<b>295,3</b>
21	39 M. SOLORZA	ARG	OUTDO TPR Team Pedercini Racing	Kawasaki ZX-10RR	IND	<b>1'43.083</b>	5.364	0.941	7	149,332	<b>291,3</b>

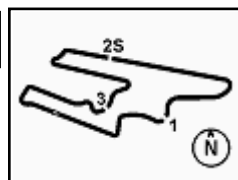
AIR	Humidity:	25%	Temp:	16°C
TRACK	Condition:	Dry	Temp:	26°C

Records	Pole (SP)	2021 S.Redding	1'37.617	157,690	Km/h
	Race (SPRC)	2019 J.Rea	1'37.462	157,940	Km/h
	All Times (FP3)	2021 T.Razgatioglu	1'37.239	158,310	Km/h

Start	End	The results are provisional until the end of the time limit for protests and appeals and the completion of the technical checks.
17/10/2021 10:00	10:16	

These data/results cannot be reproduced, stored and/or transmitted in whole or in part by any manner of electronic, mechanical, photocopying, recording, broadcasting or otherwise now known or herein after developed without the previous express consent by the copyright owner, except for reproduction in daily press and regular printed publications on sale to the public within 60 days of the event related to those data/results and always provided that copyright symbol appears together as follows below.

© DORNA WSBK ORGANIZATION Srl 2021


**Motul Argentinean Round, 15-17 October 2021**
**Results Warm Up**

San Juan Villicum Circuit 4.276 m

2 / 2

**Session Highlights**

Local Time	No. Rider	Description
10.00.00		Start
10.00.20		WorldSBK Pit Intervention Time: 1m 28sec
10.04.44	<b>50 E. LAVERTY</b>	Lap Cancelled (1'40.010) - Exceeded Track Limits - Turn 16
10.06.57	<b>60 M. VAN DER MARK</b>	Lap Cancelled (1'40.952) - Exceeded Track Limits - Turn 16
10.07.10	<b>32 I. VINALES</b>	Crashed - Turn 14
10.08.01	<b>45 S. REDDING</b>	Lap Cancelled (1'38.422) - Exceeded Track Limits - Turn 16
10.16.50		End Of Session

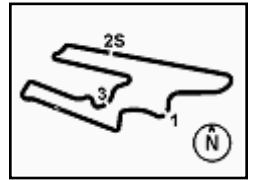
**Fastest Laps Sequence**

No.	Rider	Nat	Team	Bike	Local Time	Time	Gap	Avg
<b>60</b>	<b>M. VAN DER MARK</b>	NED	BMW Motorrad WorldSBK Team	BMW M 1000 RR	10:03'42.151	<b>1'39.771</b>		154,289
<b>1</b>	<b>J. REA</b>	GBR	Kawasaki Racing Team WorldSBK	Kawasaki ZX-10RR	10:04'12.403	<b>1'38.889</b>	-0.882	155,665
<b>54</b>	<b>T. RAZGATLIOGLU</b>	TUR	Pata Yamaha with Brixx WorldSBK	Yamaha YZF R1	10:04'39.696	<b>1'38.780</b>	-0.109	155,837
<b>1</b>	<b>J. REA</b>	GBR	Kawasaki Racing Team WorldSBK	Kawasaki ZX-10RR	10:05'50.820	<b>1'38.417</b>	-0.363	156,412
<b>45</b>	<b>S. REDDING</b>	GBR	Aruba.it Racing - Ducati	Ducati Panigale V4 R	10:05'51.063	<b>1'38.062</b>	-0.355	156,978
<b>54</b>	<b>T. RAZGATLIOGLU</b>	TUR	Pata Yamaha with Brixx WorldSBK	Yamaha YZF R1	10:07'56.119	<b>1'38.043</b>	-0.019	157,009
<b>54</b>	<b>T. RAZGATLIOGLU</b>	TUR	Pata Yamaha with Brixx WorldSBK	Yamaha YZF R1	10:09'34.015	<b>1'37.896</b>	-0.147	157,244
<b>45</b>	<b>S. REDDING</b>	GBR	Aruba.it Racing - Ducati	Ducati Panigale V4 R	10:10'45.402	<b>1'37.735</b>	-0.161	157,503
<b>31</b>	<b>G. GERLOFF</b>	USA	GRT Yamaha WorldSBK Team	Yamaha YZF R1	10:15'46.406	<b>1'37.719</b>	-0.016	157,529

Start                      End                      The results are provisional until the end of the time limit for protests and appeals  
 17/10/2021              10:00                      10:16                      and the completion of the technical checks.

These data/results cannot be reproduced, stored and/or transmitted in whole or in part by any manner of electronic, mechanical, photocopying, recording, broadcasting or otherwise now known or herein after developed without the previous express consent by the copyright owner, except for reproduction in daily press and regular printed publications on sale to the public within 60 days of the event related to those data/results and always provided that copyright symbol appears together as follows below.

© DORNA WSBK ORGANIZATION Srl 2021



## Motul Argentinean Round, 15-17 October 2021

Starting Grid - Tissot Superpole Race (10 Laps x 4,276 km = 42,760 km)

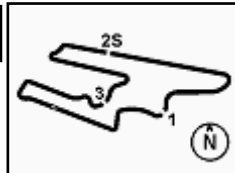
San Juan Villicum Circuit 4.276 m

3	<b>47 BASSANI A.</b> Ducati 1'37.838	2	<b>54 RAZGATLIOGLU T.</b> Yamaha 1'37.800	1	<b>45 REDDING S.</b> Ducati 1'37.617	1
6	<b>55 LOCATELLI A.</b> Yamaha 1'38.221	5	<b>1 REA J.</b> Kawasaki 1'38.092	4	<b>22 LOWES A.</b> Kawasaki 1'38.034	2
9	<b>21 RINALDI M.</b> Ducati 1'38.342	8	<b>31 GERLOFF G.</b> Yamaha 1'38.337	7	<b>60 VAN DER MARK M.</b> BMW 1'38.298	3
12	<b>50 LAVERTY E.</b> BMW 1'38.517	11	<b>32 VINALES I.</b> Kawasaki 1'38.506	10	<b>91 HASLAM L.</b> Honda 1'38.456	4
15	<b>19 BAUTISTA A.</b> Honda 1'38.860	14	<b>36 MERCADO L.</b> Honda 1'38.669	13	<b>7 DAVIES C.</b> Ducati 1'38.592	5
18	<b>53 RABAT T.</b> Kawasaki 1'39.516	17	<b>3 NOZANE K.</b> Yamaha 1'39.328	16	<b>76 CAVALIERI S.</b> Ducati 1'38.902	6
21	<b>39 SOLORZA M.</b> Kawasaki 1'42.494	20	<b>4 RIBODINO L.</b> Kawasaki 1'41.915	19	<b>23 PONSSON C.</b> Yamaha 1'40.972	7

17/10/2021 The Race Director .....

These data/results cannot be reproduced, stored and/or transmitted in whole or in part by any manner of electronic, mechanical, photocopying, recording, broadcasting or otherwise now known or herein after developed without the previous express consent by the copyright owner, except for reproduction in daily press and regular printed publications on sale to the public within 60 days of the event related to those data/results and always provided that copyright symbol appears together as follows below. © DORNA WSBK ORGANIZATION Srl 2021





## Motul Argentinean Round, 15-17 October 2021 Best Sectors & Speed Warm Up

San Juan Villicum Circuit 4.276 m

BEST LAP		
1	31 G. GERLOFF	Yamaha YZF R1 1'37.719
2	45 S. REDDING	Ducati Panigale V4 R 1'37.735
3	1 J. REA	Kawasaki ZX-10RR 1'37.860
4	54 T. RAZGATLIOGLU	Yamaha YZF R1 1'37.896
5	22 A. LOWES	Kawasaki ZX-10RR 1'38.175
6	60 M. VAN DER MARK	BMW M 1000 RR 1'38.505
7	7 C. DAVIES	Ducati Panigale V4 R 1'38.568
8	55 A. LOCATELLI	Yamaha YZF R1 1'38.663
9	47 A. BASSANI	Ducati Panigale V4 R 1'38.751
10	21 M. RINALDI	Ducati Panigale V4 R 1'38.762
11	91 L. HASLAM	Honda CBR1000 RR-R 1'38.872
12	53 T. RABAT	Kawasaki ZX-10RR 1'39.062
13	3 K. NOZANE	Yamaha YZF R1 1'39.143
14	19 A. BAUTISTA	Honda CBR1000 RR-R 1'39.384
15	50 E. LAVERTY	BMW M 1000 RR 1'39.397
16	32 I. VINALES	Kawasaki ZX-10RR 1'39.591
17	36 L. MERCADO	Honda CBR1000 RR-R 1'39.617
18	76 S. CAVALIERI	Ducati Panigale V4 R 1'39.864
19	23 C. PONSSON	Yamaha YZF R1 1'40.700
20	4 L. RIBODINO	Kawasaki ZX-10RR 1'42.142
21	39 M. SOLORZA	Kawasaki ZX-10RR 1'43.083

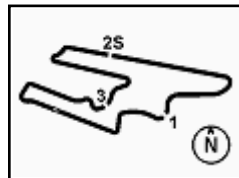
SPEED		
1	19 A. BAUTISTA	Honda CBR1000 RR-R 315,9
2	91 L. HASLAM	Honda CBR1000 RR-R 315,0
3	45 S. REDDING	Ducati Panigale V4 R 312,3
4	7 C. DAVIES	Ducati Panigale V4 R 311,4
5	21 M. RINALDI	Ducati Panigale V4 R 311,4
6	47 A. BASSANI	Ducati Panigale V4 R 310,5
7	54 T. RAZGATLIOGLU	Yamaha YZF R1 309,6
8	1 J. REA	Kawasaki ZX-10RR 309,6
9	50 E. LAVERTY	BMW M 1000 RR 307,8
10	22 A. LOWES	Kawasaki ZX-10RR 307,8
11	36 L. MERCADO	Honda CBR1000 RR-R 307,0
12	31 G. GERLOFF	Yamaha YZF R1 307,0
13	55 A. LOCATELLI	Yamaha YZF R1 307,0
14	60 M. VAN DER MARK	BMW M 1000 RR 307,0
15	53 T. RABAT	Kawasaki ZX-10RR 306,1
16	76 S. CAVALIERI	Ducati Panigale V4 R 303,5
17	23 C. PONSSON	Yamaha YZF R1 302,7
18	32 I. VINALES	Kawasaki ZX-10RR 301,0
19	3 K. NOZANE	Yamaha YZF R1 300,2
20	4 L. RIBODINO	Kawasaki ZX-10RR 295,3
21	39 M. SOLORZA	Kawasaki ZX-10RR 291,3

SEG. 1			SEG. 2			SEG. 3			SEG. 4		
1	1 J. REA	21.236	1	45 S. REDDING	25.090	1	54 T. RAZGATLIOGLU	25.165	1	45 S. REDDING	25.869
2	45 S. REDDING	21.285	2	22 A. LOWES	25.124	2	31 G. GERLOFF	25.262	2	31 G. GERLOFF	25.967
3	31 G. GERLOFF	21.298	3	47 A. BASSANI	25.151	3	45 S. REDDING	25.269	3	54 T. RAZGATLIOGLU	25.976
4	54 T. RAZGATLIOGLU	21.305	4	7 C. DAVIES	25.189	4	1 J. REA	25.331	4	22 A. LOWES	26.050
5	7 C. DAVIES	21.349	5	54 T. RAZGATLIOGLU	25.191	5	22 A. LOWES	25.445	5	1 J. REA	26.057
6	22 A. LOWES	21.415	6	31 G. GERLOFF	25.192	6	21 M. RINALDI	25.490	6	55 A. LOCATELLI	26.133
7	55 A. LOCATELLI	21.426	7	1 J. REA	25.236	7	7 C. DAVIES	25.493	7	60 M. VAN DER MARK	26.151
8	21 M. RINALDI	21.427	8	60 M. VAN DER MARK	25.258	8	60 M. VAN DER MARK	25.505	8	21 M. RINALDI	26.165
9	60 M. VAN DER MARK	21.461	9	21 M. RINALDI	25.264	9	55 A. LOCATELLI	25.507	9	3 K. NOZANE	26.210
10	47 A. BASSANI	21.489	10	91 L. HASLAM	25.325	10	91 L. HASLAM	25.646	10	7 C. DAVIES	26.257
11	91 L. HASLAM	21.496	11	19 A. BAUTISTA	25.359	11	47 A. BASSANI	25.648	11	32 I. VINALES	26.279
12	3 K. NOZANE	21.518	12	55 A. LOCATELLI	25.402	12	53 T. RABAT	25.651	12	53 T. RABAT	26.281
13	53 T. RABAT	21.569	13	53 T. RABAT	25.418	13	50 E. LAVERTY	25.707	13	91 L. HASLAM	26.363
14	36 L. MERCADO	21.667	14	50 E. LAVERTY	25.462	14	19 A. BAUTISTA	25.799	14	36 L. MERCADO	26.387
15	19 A. BAUTISTA	21.673	15	3 K. NOZANE	25.566	15	76 S. CAVALIERI	25.806	15	47 A. BASSANI	26.393
16	50 E. LAVERTY	21.710	16	36 L. MERCADO	25.575	16	3 K. NOZANE	25.838	16	50 E. LAVERTY	26.414
17	32 I. VINALES	21.728	17	32 I. VINALES	25.579	17	36 L. MERCADO	25.840	17	19 A. BAUTISTA	26.525
18	76 S. CAVALIERI	21.748	18	76 S. CAVALIERI	25.625	18	32 I. VINALES	25.930	18	76 S. CAVALIERI	26.551
19	23 C. PONSSON	21.865	19	23 C. PONSSON	25.729	19	23 C. PONSSON	25.953	19	23 C. PONSSON	26.819
20	4 L. RIBODINO	22.203	20	4 L. RIBODINO	25.940	20	39 M. SOLORZA	26.673	20	4 L. RIBODINO	27.053
21	39 M. SOLORZA	22.323	21	39 M. SOLORZA	26.612	21	4 L. RIBODINO	26.771	21	39 M. SOLORZA	27.216

17/10/2021

These data/results cannot be reproduced, stored and/or transmitted in whole or in part by any manner of electronic, mechanical, photocopying, recording, broadcasting or otherwise now known or herein after developed without the previous express consent by the copyright owner, except for reproduction in daily press and regular printed publications on sale to the public within 60 days of the event related to those data/results and always provided that copyright symbol appears together as follows below.

© DORNA WSBK ORGANIZATION Srl 2021



## Motul Argentinean Round, 15-17 October 2021

### Ideal Times Warm Up

San Juan Villicum Circuit 4.276 m

No.	Rider	Nat	Bike	Seg. 1	Seg. 2	Seg. 3	Seg. 4	Ideal Time		
				Diff. 1	Diff. 2	Diff. 3	Diff. 4	Best Lap	Pos.	Diff.
1	<b>45 S. REDDING</b>	GBR	Ducati Panigale V4 R	21.285 +0.051	<b>25.090</b> +0.082	25.269 +0.089	<b>25.869</b>	<b>1'37.513</b> 1'37.735	2	0.222
2	<b>54 T. RAZGATLIOGLU</b>	TUR	Yamaha YZF R1	21.305 +0.102	25.191	<b>25.165</b> +0.091	25.976 +0.066	<b>1'37.637</b> 1'37.896	4	0.259
3	<b>31 G. GERLOFF</b>	USA	Yamaha YZF R1	21.298	25.192	25.262	25.967	<b>1'37.719</b> 1'37.719	1	
4	<b>1 J. REA</b>	GBR	Kawasaki ZX-10RR	<b>21.236</b>	25.236	25.331	26.057	<b>1'37.860</b> 1'37.860	3	
5	<b>22 A. LOWES</b>	GBR	Kawasaki ZX-10RR	21.415	25.124	25.445	26.050 +0.141	<b>1'38.034</b> 1'38.175	5	0.141
6	<b>7 C. DAVIES</b>	GBR	Ducati Panigale V4 R	21.349 +0.148	25.189 +0.114	25.493 +0.018	26.257	<b>1'38.288</b> 1'38.568	7	0.280
7	<b>21 M. RINALDI</b>	ITA	Ducati Panigale V4 R	21.427 +0.034	25.264 +0.094	25.490 +0.288	26.165	<b>1'38.346</b> 1'38.762	10	0.416
8	<b>60 M. VAN DER MARK</b>	NED	BMW M 1000 RR	21.461	25.258 +0.130	25.505	26.151	<b>1'38.375</b> 1'38.505	6	0.130
9	<b>55 A. LOCATELLI</b>	ITA	Yamaha YZF R1	21.426	25.402 +0.070	25.507	26.133 +0.125	<b>1'38.468</b> 1'38.663	8	0.195
10	<b>47 A. BASSANI</b>	ITA	Ducati Panigale V4 R	21.489 +0.055	25.151	25.648	26.393 +0.015	<b>1'38.681</b> 1'38.751	9	0.070
11	<b>91 L. HASLAM</b>	GBR	Honda CBR1000 RR-R	21.496	25.325	25.646 +0.042	26.363	<b>1'38.830</b> 1'38.872	11	0.042
12	<b>53 T. RABAT</b>	ESP	Kawasaki ZX-10RR	21.569 +0.096	25.418	25.651 +0.047	26.281	<b>1'38.919</b> 1'39.062	12	0.143
13	<b>3 K. NOZANE</b>	JPN	Yamaha YZF R1	21.518	25.566	25.838	26.210 +0.011	<b>1'39.132</b> 1'39.143	13	0.011
14	<b>50 E. LAVERTY</b>	IRL	BMW M 1000 RR	21.710 +0.021	25.462 +0.009	25.707	26.414 +0.074	<b>1'39.293</b> 1'39.397	15	0.104
15	<b>19 A. BAUTISTA</b>	ESP	Honda CBR1000 RR-R	21.673 +0.014	25.359 +0.014	25.799	26.525	<b>1'39.356</b> 1'39.384	14	0.028
16	<b>36 L. MERCADO</b>	ARG	Honda CBR1000 RR-R	21.667 +0.118	25.575 +0.011	25.840	26.387 +0.019	<b>1'39.469</b> 1'39.617	17	0.148
17	<b>32 I. VINALES</b>	ESP	Kawasaki ZX-10RR	21.728	25.579 +0.075	25.930	26.279	<b>1'39.516</b> 1'39.591	16	0.075
18	<b>76 S. CAVALIERI</b>	ITA	Ducati Panigale V4 R	21.748 +0.069	25.625 +0.008	25.806	26.551 +0.057	<b>1'39.730</b> 1'39.864	18	0.134
19	<b>23 C. PONSSON</b>	FRA	Yamaha YZF R1	21.865	25.729 +0.125	25.953	26.819 +0.209	<b>1'40.366</b> 1'40.700	19	0.334
20	<b>4 L. RIBODINO</b>	ARG	Kawasaki ZX-10RR	22.203	25.940	26.771 +0.175	27.053	<b>1'41.967</b> 1'42.142	20	0.175
21	<b>39 M. SOLORZA</b>	ARG	Kawasaki ZX-10RR	22.323 +0.029	26.612	26.673 +0.223	27.216 +0.007	<b>1'42.824</b> 1'43.083	21	0.259
<b>Overall Ideal Time</b>				<b>21.236</b>	<b>25.090</b>	<b>25.165</b>	<b>25.869</b>	<b>1'37.360</b>		

17/10/2021

These data/results cannot be reproduced, stored and/or transmitted in whole or in part by any manner of electronic, mechanical, photocopying, recording, broadcasting or otherwise now known or herein after developed without the previous express consent by the copyright owner, except for reproduction in daily press and regular printed publications on sale to the public within 60 days of the event related to those data/results and always provided that copyright symbol appears together as follows below.

© DORNA WSBK ORGANIZATION Srl 2021

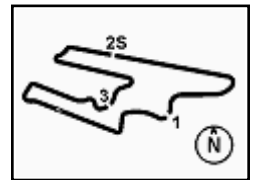
FICR PERUGIA TIMING



Official Tyre Supplier



Official Timekeeper



## Motul Argentinean Round, 15-17 October 2021 Chronological Analysis Warm Up

San Juan Villicum Circuit 4.276 m

1 / 2

1° 31 G. GERLOFF (1'37.719)							
Lap	Seg.1	Seg.2	Seg.3	Seg.4	Lap Time	km/h	Local Time
1		27.059	27.256	26.887	290,5	10:02'24.924	
2	22.052	25.753	25.766	26.551	1'40.122	306,1	10:04'05.046
3	21.601	25.414	25.790	26.188	1'38.993	306,1	10:05'44.039
4	21.390	25.394	25.442	26.282	1'38.508	<b>307,0</b>	10:07'22.547
5	21.455	25.279	25.901	26.091	1'38.726	287,4	10:09'01.273
6	21.437	25.428	25.464	26.215	1'38.544	302,7	10:10'39.817
7	21.382	25.555	34.827	28.668	1'50.432	304,4	10:12'30.249
8	21.388	25.375	25.467	26.208	1'38.438	303,5	10:14'08.687
9	<b>21.298</b>	<b>25.192</b>	<b>25.262</b>	<b>25.967</b>	<b>1'37.719</b>	305,2	10:15'46.406

3	21.763	27.121	25.847	26.221	1'40.952C	<b>307,0</b>	10:05'23.103
4	21.518	25.389	25.589	26.325	1'38.821	<b>307,0</b>	10:07'01.924
5	21.499	<b>25.258</b>	25.509	26.494	1'38.760	<b>307,0</b>	10:08'40.684
6	21.864	25.671	25.930	26.459	1'39.924	304,4	10:10'20.608
7	<b>21.461</b>	25.388	<b>25.505</b>	<b>26.151</b>	<b>1'38.505</b>	306,1	10:11'59.113
8	21.501	25.351	25.627	26.247	1'38.726	304,4	10:13'37.839
9	21.500	25.266	25.610	26.261	1'38.637	305,2	10:15'16.476

2° 45 S. REDDING (1'37.735)							
Lap	Seg.1	Seg.2	Seg.3	Seg.4	Lap Time	km/h	Local Time
1		27.351	27.305	30.132	292,9	10:02'33.868	
2	21.997	25.448	25.643	26.045	1'39.133	309,6	10:04'13.001
3	21.509	25.213	25.444	25.896	1'38.062	310,5	10:05'51.063
4	21.492	<b>25.090</b>	25.434	26.406	1'38.422C	<b>312,3</b>	10:07'29.485
5	21.639	25.179	25.375	25.989	1'38.182	308,7	10:09'07.667
6	21.336	25.172	25.358	<b>25.869</b>	<b>1'37.735</b>	308,7	10:10'45.402
7	<b>21.285</b>	25.272	<b>25.269</b>	25.926	1'37.752	307,8	10:12'23.154
8	24.225	26.472	26.146	26.005	1'42.848	304,4	10:14'06.002
9	21.307	25.092	25.303	26.143	1'37.845	309,6	10:15'43.847

7° 7 C. DAVIES (1'38.568)							
Lap	Seg.1	Seg.2	Seg.3	Seg.4	Lap Time	km/h	Local Time
1		26.679	26.993	27.120	282,9	10:02'40.562	
2	21.674	25.443	25.598	26.491	1'39.206	307,8	10:04'19.768
3	21.398	25.399	<b>25.493</b>	26.344	1'38.634	309,6	10:05'58.402
4	<b>21.349</b>	<b>25.189</b>	25.561	26.558	1'38.657	<b>311,4</b>	10:07'37.059
5	26.608	26.413	26.621	29.910	1'49.552	304,4	10:09'26.611
6	21.497	25.303	25.511	<b>26.257</b>	<b>1'38.568</b>	307,8	10:11'05.179
7	24.368	26.371	26.657	28.268	1'45.664	305,2	10:12'50.843
8	21.529	25.391	28.928	46.173	2'02.021P	306,1	10:14'52.864

3° 1 J. REA (1'37.860)							
Lap	Seg.1	Seg.2	Seg.3	Seg.4	Lap Time	km/h	Local Time
1		26.092	26.210	27.957	304,4	10:02'33.514	
2	21.595	25.578	25.468	26.248	1'38.889	307,0	10:04'12.403
3	21.560	25.292	25.471	26.094	1'38.417	307,8	10:05'50.820
4	21.459	25.327	25.669	26.310	1'38.765	<b>309,6</b>	10:07'29.585
5	21.830	25.289	25.412	26.121	1'38.652	307,0	10:09'08.237
6	21.426	25.264	25.455	26.072	1'38.217	305,2	10:10'46.454
7	21.627	25.354	25.515	26.108	1'38.604	304,4	10:12'25.058
8	21.308	25.248	25.410	<b>26.057</b>	1'38.023	304,4	10:14'03.081
9	<b>21.236</b>	<b>25.236</b>	<b>25.331</b>	<b>26.057</b>	<b>1'37.860</b>	306,1	10:15'40.941

8° 55 A. LOCATELLI (1'38.663)							
Lap	Seg.1	Seg.2	Seg.3	Seg.4	Lap Time	km/h	Local Time
1		27.207	26.223	26.931	288,2	10:03'01.120	
2	22.004	25.643	25.597	26.272	1'39.516	303,5	10:04'40.636
3	21.763	25.507	25.570	26.134	1'38.974	306,1	10:06'19.610
4	21.691	<b>25.402</b>	25.559	26.461	1'39.113	<b>307,0</b>	10:07'58.723
5	<b>21.426</b>	25.472	<b>25.507</b>	26.258	<b>1'38.663</b>	303,5	10:09'37.386
6	21.588	25.586	25.716	26.269	1'39.159	302,7	10:11'16.545
7	21.543	25.590	25.662	26.302	1'39.097	303,5	10:12'55.642
8	21.541	25.603	25.731	26.174	1'39.049	301,8	10:14'34.691
9	21.653	25.556	25.633	<b>26.133</b>	1'38.975	304,4	10:16'13.666

4° 54 T. RAZGATLIOGLU (1'37.896)							
Lap	Seg.1	Seg.2	Seg.3	Seg.4	Lap Time	km/h	Local Time
1		26.820	26.441	27.054	305,2	10:03'00.916	
2	21.661	25.490	25.406	26.223	1'38.780	306,1	10:04'39.696
3	21.471	25.255	25.507	26.147	1'38.380	<b>309,6</b>	10:06'18.076
4	21.425	25.277	25.261	26.080	1'38.043	308,7	10:07'56.119
5	21.407	<b>25.191</b>	25.256	26.042	<b>1'37.896</b>	307,0	10:09'34.015
6	21.460	25.292	25.470	26.286	1'38.508	305,2	10:11'12.523
7	<b>21.305</b>	25.403	25.291	<b>25.976</b>	1'37.975	306,1	10:12'50.498
8	21.646	32.335	26.484	26.616	1'47.081	166,7	10:14'37.579
9	21.472	25.292	<b>25.165</b>	26.029	1'37.958	306,1	10:16'15.537

9° 47 A. BASSANI (1'38.751)							
Lap	Seg.1	Seg.2	Seg.3	Seg.4	Lap Time	km/h	Local Time
1		26.580	27.276	27.750	306,1	10:02'30.031	
2	21.920	25.585	26.116	26.464	1'40.085	304,4	10:04'10.116
3	21.783	25.344	25.900	<b>26.393</b>	1'39.420	<b>310,5</b>	10:05'49.536
4	21.544	<b>25.151</b>	<b>25.648</b>	26.408	<b>1'38.751</b>	309,6	10:07'28.287
5	<b>21.489</b>	25.213	27.633	26.593	1'40.928	308,7	10:09'09.215
6	21.610	25.238	25.868	26.452	1'39.168	307,8	10:10'48.383
7	25.167	27.589	26.617	38.976	1'58.349P	301,0	10:12'46.732
8	1'36.585	27.174	26.688	27.088	2'57.535P	303,5	10:15'44.267

5° 22 A. LOWES (1'38.175)							
Lap	Seg.1	Seg.2	Seg.3	Seg.4	Lap Time	km/h	Local Time
1		26.544	29.992	27.374	292,1	10:02'43.074	
2	21.943	25.469	25.565	26.222	1'39.199	304,4	10:04'22.273
3	21.697	25.309	25.447	26.269	1'38.722	<b>307,8</b>	10:06'00.995
4	<b>21.415</b>	<b>25.124</b>	<b>25.445</b>	26.191	<b>1'38.175</b>	307,0	10:07'39.170
5	23.653	26.368	26.802	39.666	1'56.489P	292,1	10:09'35.659
6	3'26.362	25.851	27.286	30.628	4'50.127P	301,8	10:14'25.786
7	21.546	25.271	25.716	<b>26.050</b>	1'38.583	307,0	10:16'04.369

10° 21 M. RINALDI (1'38.762)							
Lap	Seg.1	Seg.2	Seg.3	Seg.4	Lap Time	km/h	Local Time
1		26.721	27.400	26.797	283,7	10:02'48.881	
2	21.944	25.600	25.685	26.284	1'39.513	306,1	10:04'28.394
3	21.648	25.363	25.684	26.218	1'38.913	309,6	10:06'07.307
4	<b>21.427</b>	25.274	<b>25.490</b>	26.940	1'39.131	<b>311,4</b>	10:07'46.438
5	21.461	25.358	25.778	<b>26.165</b>	<b>1'38.762</b>	307,0	10:09'25.200
6	21.520	<b>25.264</b>	25.593	28.933	1'41.310	307,8	10:11'06.510
7	21.572	25.329	32.568	31.167	1'50.636	309,6	10:12'57.146
8	21.585	25.359	25.636	26.406	1'38.986	306,1	10:14'36.132
9	21.606	25.415	25.648	27.706	1'40.375	310,5	10:16'16.507

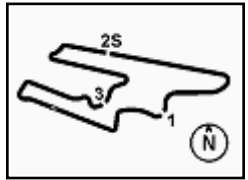
6° 60 M. VAN DER MARK (1'38.505)							
Lap	Seg.1	Seg.2	Seg.3	Seg.4	Lap Time	km/h	Local Time
1		27.752	27.313	26.861	259,9	10:02'02.380	
2	21.877	25.420	26.015	26.459	1'39.771	301,8	10:03'42.151

11° 91 L. HASLAM (1'38.872)							
Lap	Seg.1	Seg.2	Seg.3	Seg.4	Lap Time	km/h	Local Time
1		26.762	27.854	27.012	265,6	10:02'02.879	
2	22.037	25.434	26.015	26.744	1'40.230	302,7	10:03'43.109
3	<b>21.496</b>	<b>25.325</b>	25.688	<b>26.363</b>	<b>1'38.872</b>	<b>315,0</b>	10:05'21.981
4	21.668	25.375	25.982	27.687	1'40.712	305,2	10:07'02.693
5	21.767	27.886	27.367	28.880	1'45.900	296,9	10:08'48.593
6	21.921	27.603	27.751	43.420	2'00.695P	285,2	10:10'49.288

17/10/2021 P = Pits In/Out - C = Lap Time Cancelled

These data/results cannot be reproduced, stored and/or transmitted in whole or in part by any manner of electronic, mechanical, photocopying, recording, broadcasting or otherwise now known or herein after developed without the previous express consent by the copyright owner, except for reproduction in daily press and regular printed publications on sale to the public within 60 days of the event related to those data/results and always provided that copyright symbol appears together as follows below.

© DORNA WSBK ORGANIZATION Srl 2021



## Motul Argentinean Round, 15-17 October 2021 Chronological Analysis Warm Up

San Juan Villicum Circuit 4.276 m

2 / 2

7	2'15.232	25.537	26.054	28.005	3'34.828P	308,7	10:14'24.116
8	21.505	25.340	<b>25.646</b>	26.451	1'38.942	310,5	10:16'03.058

4	21.669	<b>25.575</b>	25.952	26.549	1'39.745	<b>307,0</b>	10:07'17.574
5	21.772	25.607	25.962	<b>26.387</b>	1'39.728	302,7	10:08'57.302
6	21.785	25.586	<b>25.840</b>	26.406	<b>1'39.617</b>	297,7	10:10'36.919
7	21.737	25.771	25.929	27.984	1'41.421	300,2	10:12'18.340
8	21.759	25.826	25.905	26.451	1'39.941	298,5	10:13'58.281
9	<b>21.667</b>	25.754	25.998	26.468	1'39.887	292,9	10:15'38.168

12° 53 T. RABAT (1'39.062)							
Lap	Seg.1	Seg.2	Seg.3	Seg.4	Lap Time	km/h	Local Time
1		26.426	26.615	26.920		291,3	10:02'18.764
2	21.847	25.716	26.001	26.453	1'40.017	299,3	10:03'58.781
3	21.769	25.582	26.026	26.462	1'39.839	301,0	10:05'38.620
4	21.742	25.531	25.889	26.858	1'40.020	301,0	10:07'18.640
5	21.707	25.630	25.896	26.366	1'39.599	304,4	10:08'58.239
6	21.713	25.647	25.768	26.372	1'39.500	301,0	10:10'37.739
7	21.641	25.584	<b>25.651</b>	26.311	1'39.187	301,8	10:12'16.926
8	<b>21.569</b>	25.602	25.775	26.336	1'39.282	<b>306,1</b>	10:13'56.208
9	21.665	<b>25.418</b>	25.698	<b>26.281</b>	<b>1'39.062</b>	304,4	10:15'35.270

18° 76 S. CAVALIERI (1'39.864)							
Lap	Seg.1	Seg.2	Seg.3	Seg.4	Lap Time	km/h	Local Time
1		26.875	27.663	27.100		256,2	10:02'03.314
2	22.316	25.691	26.216	<b>26.551</b>	1'40.774	296,9	10:03'44.088
3	21.858	25.715	25.941	26.595	1'40.109	300,2	10:05'24.197
4	21.817	25.633	<b>25.806</b>	26.608	<b>1'39.864</b>	<b>303,5</b>	10:07'04.061
5	21.841	<b>25.625</b>	25.838	26.796	1'40.100	<b>303,5</b>	10:08'44.161
6	23.422	31.330	36.220	33.735	2'04.707	258,6	10:10'48.868
7	21.923	26.875	30.587	27.157	1'46.542	285,9	10:12'35.410
8	21.785	25.815	26.479	26.870	1'40.949	289,0	10:14'16.359
9	<b>21.748</b>	25.786	26.070	26.852	1'40.456	301,8	10:15'56.815

13° 3 K. NOZANE (1'39.143)							
Lap	Seg.1	Seg.2	Seg.3	Seg.4	Lap Time	km/h	Local Time
1		27.379	26.568	26.817		280,0	10:02'11.009
2	22.218	26.274	26.724	26.729	1'41.945	274,3	10:03'52.954
3	21.798	25.600	26.105	26.601	1'40.104	282,9	10:05'33.058
4	21.673	25.673	25.958	26.533	1'39.837	<b>300,2</b>	10:07'12.895
5	21.683	25.569	26.174	26.468	1'39.894	298,5	10:08'52.789
6	23.060	26.771	29.272	26.553	1'45.656	277,1	10:10'38.445
7	21.613	25.624	25.972	<b>26.210</b>	1'39.419	297,7	10:12'17.864
8	21.563	25.678	25.892	26.375	1'39.508	296,9	10:13'57.372
9	<b>21.518</b>	<b>25.566</b>	<b>25.838</b>	26.221	<b>1'39.143</b>	298,5	10:15'36.515

19° 23 C. PONSSON (1'40.700)							
Lap	Seg.1	Seg.2	Seg.3	Seg.4	Lap Time	km/h	Local Time
1		28.609	27.831	27.671		289,0	10:02'24.222
2	22.365	26.174	26.361	27.366	1'42.266	299,3	10:04'06.488
3	22.217	25.966	26.770	26.913	1'41.866	300,2	10:05'48.354
4	22.059	25.823	26.238	27.128	1'41.248	300,2	10:07'29.602
5	22.613	25.744	26.440	27.075	1'41.872	300,2	10:09'11.474
6	22.006	<b>25.729</b>	26.223	26.893	1'40.851	299,3	10:10'52.325
7	<b>21.865</b>	25.854	<b>25.953</b>	27.028	<b>1'40.700</b>	300,2	10:12'33.025
8	21.951	25.804	26.180	<b>26.819</b>	1'40.754	296,1	10:14'13.779
9	21.953	25.863	26.107	27.092	1'41.015	<b>302,7</b>	10:15'54.794

14° 19 A. BAUTISTA (1'39.384)							
Lap	Seg.1	Seg.2	Seg.3	Seg.4	Lap Time	km/h	Local Time
1		26.016	26.527	26.830		297,7	10:02'16.516
2	22.008	25.549	25.932	26.821	1'40.310	304,4	10:03'56.826
3	21.802	25.528	26.028	26.647	1'40.005	307,0	10:05'36.831
4	22.002	25.713	25.954	26.798	1'40.467	310,5	10:07'17.298
5	21.862	25.380	25.824	26.527	1'39.593	307,0	10:08'56.891
6	21.687	25.373	<b>25.799</b>	<b>26.525</b>	<b>1'39.384</b>	310,5	10:10'36.275
7	<b>21.673</b>	25.396	25.801	26.670	1'39.540	314,1	10:12'15.815
8	21.865	<b>25.359</b>	25.857	26.690	1'39.771	310,5	10:13'55.586
9	21.823	25.427	25.805	26.527	1'39.582	<b>315,9</b>	10:15'35.168

20° 4 L. RIBODINO (1'42.142)							
Lap	Seg.1	Seg.2	Seg.3	Seg.4	Lap Time	km/h	Local Time
1		27.689	27.946	28.093		282,2	10:02'10.606
2	22.500	26.238	27.303	27.335	1'43.376	292,9	10:03'53.982
3	22.380	26.011	<b>26.771</b>	27.274	1'42.436	294,5	10:05'36.418
4	<b>22.203</b>	<b>25.940</b>	26.946	<b>27.053</b>	<b>1'42.142</b>	<b>295,3</b>	10:07'18.560
5	23.807	37.276	29.870	43.336	2'14.289P	230,1	10:09'32.849

15° 50 E. LAVERTY (1'39.397)							
Lap	Seg.1	Seg.2	Seg.3	Seg.4	Lap Time	km/h	Local Time
1		26.870	27.234	26.912		274,3	10:02'01.991
2	22.009	25.482	26.086	26.433	1'40.010C	303,5	10:03'42.001
3	21.731	25.471	<b>25.707</b>	26.488	<b>1'39.397</b>	304,4	10:05'21.398
4	<b>21.710</b>	25.545	25.900	<b>26.414</b>	1'39.569	<b>307,8</b>	10:07'00.967
5	21.782	25.473	25.801	26.531	1'39.587	306,1	10:08'40.554
6	21.898	<b>25.462</b>	26.054	26.725	1'40.139	302,7	10:10'20.693
7	21.965	25.775	26.240	26.467	1'40.447	304,4	10:12'01.140
8	21.750	25.667	26.080	26.605	1'40.102	301,8	10:13'41.242
9	21.895	25.664	26.268	26.704	1'40.531	303,5	10:15'21.773

21° 39 M. SOLORZA (1'43.083)							
Lap	Seg.1	Seg.2	Seg.3	Seg.4	Lap Time	km/h	Local Time
1		27.641	27.847	27.836		268,2	10:02'07.323
2	22.625	26.656	26.895	27.453	1'43.629	289,7	10:03'50.952
3	<b>22.323</b>	26.779	26.850	27.305	1'43.257	289,7	10:05'34.209
4	22.434	26.667	28.997	27.546	1'45.644	<b>291,3</b>	10:07'19.853
5	22.580	26.628	<b>26.673</b>	27.289	1'43.170	287,4	10:09'03.023
6	22.352	<b>26.612</b>	26.896	27.223	<b>1'43.083</b>	285,2	10:10'46.106
7	22.688	26.643	26.716	<b>27.216</b>	1'43.263	288,2	10:12'29.369
8	25.999	26.852	29.445	47.849	2'10.145P	286,7	10:14'39.514

16° 32 I. VINALES (1'39.591)							
Lap	Seg.1	Seg.2	Seg.3	Seg.4	Lap Time	km/h	Local Time
1		27.127	27.046	27.034		296,9	10:02'04.929
2	21.860	25.744	25.961	26.462	1'40.027	298,5	10:03'44.956
3	<b>21.728</b>	25.654	<b>25.930</b>	<b>26.279</b>	<b>1'39.591</b>	<b>301,0</b>	10:05'24.547

17° 36 L. MERCADO (1'39.617)							
Lap	Seg.1	Seg.2	Seg.3	Seg.4	Lap Time	km/h	Local Time
1		27.804	31.422	26.991		268,2	10:02'17.355
2	22.112	25.799	25.921	26.664	1'40.496	300,2	10:03'57.851
3	21.756	25.624	26.035	26.563	1'39.978	300,2	10:05'37.829

17/10/2021 P = Pits In/Out - C = Lap Time Cancelled

These data/results cannot be reproduced, stored and/or transmitted in whole or in part by any manner of electronic, mechanical, photocopying, recording, broadcasting or otherwise now known or herein after developed without the previous express consent by the copyright owner, except for reproduction in daily press and regular printed publications on sale to the public within 60 days of the event related to those data/results and always provided that copyright symbol appears together as follows below.

© DORNA WSBK ORGANIZATION Srl 2021

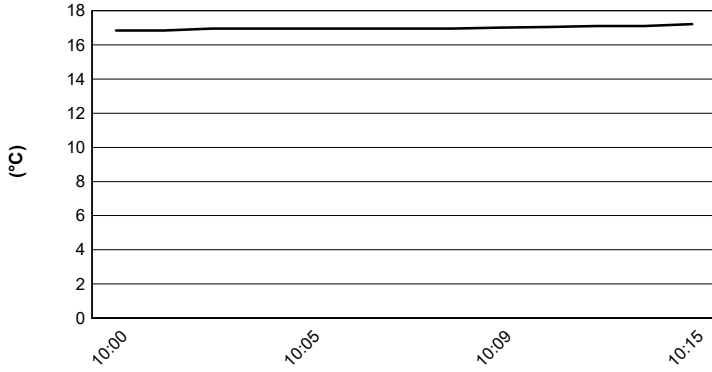
## Motul Argentinean Round, 15-17 October 2021

### Weather Report Warm Up

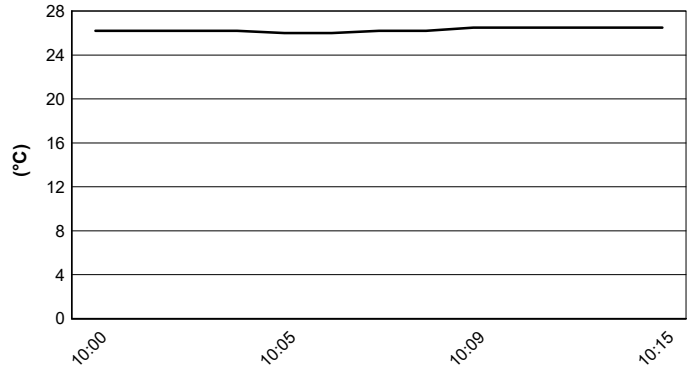
Session started 10:00 - Session ended 10:16

San Juan Villicum Circuit 4.276 m


#### Air Temperature



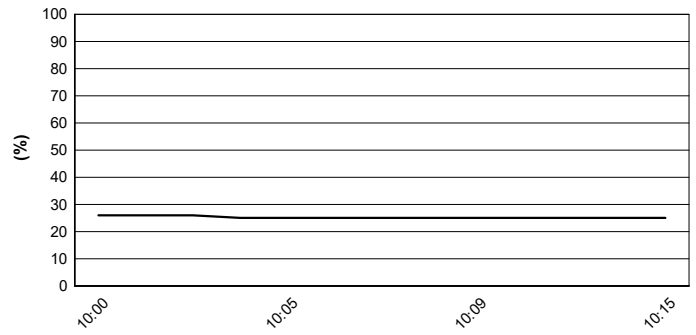
#### Track Temperature



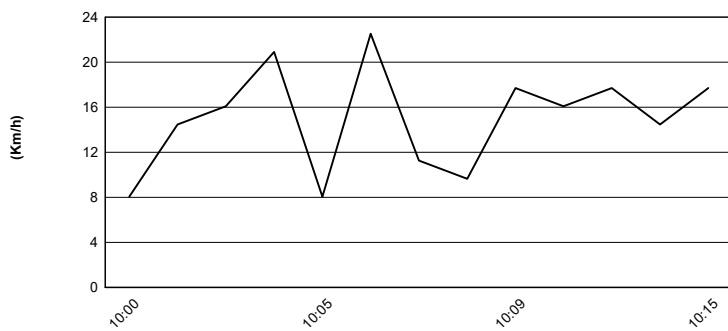
#### Air Pressure



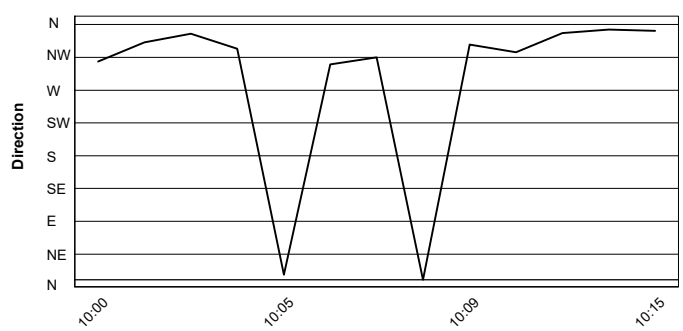
#### Humidity



#### Wind Speed



#### Wind Direction



17/10/2021

These data/results cannot be reproduced, stored and/or transmitted in whole or in part by any manner of electronic, mechanical, photocopying, recording, broadcasting or otherwise now known or herein after developed without the previous express consent by the copyright owner, except for reproduction in daily press and regular printed publications on sale to the public within 60 days of the event related to those data/results and always provided that copyright symbol appears together as follows below.

© DORNA WSBK ORGANIZATION Srl 2021