

Motul Argentinean Round, 15-17 October 2021

Chronological Analysis Race 1

San Juan Villicum Circuit 4.276 m

Start at 13:30'29.600

1 / 4

1° 16 J. CLUZEL (1'42.147)							
Lap	Seg.1	Seg.2	Seg.3	Seg.4	Lap Time	km/h	Local Time
1		27.316	26.366	26.961	1'45.541	264,3	13:32'15.141
2	22.182	27.197	26.178	26.746	1'42.303	267,6	13:33'57.444
3	22.090	27.110	26.176	26.785	1'42.161	266,9	13:35'39.605
4	22.120	27.189	26.193	26.797	1'42.299	264,9	13:37'21.904
5	22.080	27.176	26.044	26.847	1'42.147	264,9	13:39'04.051
6	22.172	27.209	26.155	26.915	1'42.451	266,9	13:40'46.502
7	22.066	27.249	26.175	26.795	1'42.285	266,2	13:42'28.787
8	22.110	27.237	26.211	26.762	1'42.320	265,6	13:44'11.107
9	22.103	27.325	26.172	26.877	1'42.477	264,9	13:45'53.584
10	22.085	27.308	26.143	26.834	1'42.370	264,9	13:47'35.954
11	22.097	27.229	26.478	26.891	1'42.695	265,6	13:49'18.649
12	22.064	27.298	26.195	26.809	1'42.366	264,9	13:51'01.015
13	22.049	27.391	26.242	27.000	1'42.682	266,2	13:52'43.697
14	22.171	27.389	26.359	27.105	1'43.024	264,3	13:54'26.721
15	22.159	27.345	26.170	26.908	1'42.582	264,9	13:56'09.303
16	22.116	27.266	26.172	26.869	1'42.423	266,2	13:57'51.726
17	22.094	27.244	26.213	26.988	1'42.539	264,9	13:59'34.265
18	22.073	27.427	26.286	27.006	1'42.792	263,7	14:01'17.057
19	22.222	27.389	26.502	27.118	1'43.231	263,0	14:03'00.288
Race Time 32'30.688							

4° 4 S. ODENDAAL (1'42.418)							
Lap	Seg.1	Seg.2	Seg.3	Seg.4	Lap Time	km/h	Local Time
1		27.198	26.703	27.022	1'46.237	269,6	13:32'15.837
2	22.388	26.997	26.832	27.010	1'43.227	270,2	13:33'59.064
3	22.315	27.074	26.453	27.077	1'42.919	271,6	13:35'41.983
4	22.613	27.028	27.241	27.914	1'44.796	264,9	13:37'26.779
5	22.559	26.964	26.566	27.120	1'43.209	273,6	13:39'09.988
6	22.339	27.032	26.488	27.152	1'43.011	271,6	13:40'52.999
7	22.217	26.882	26.565	27.005	1'42.669	267,6	13:42'35.668
8	22.431	27.040	26.621	27.027	1'43.119	267,6	13:44'18.787
9	22.448	27.024	26.627	26.942	1'43.041	266,9	13:46'01.828
10	22.300	27.085	26.447	26.951	1'42.783	267,6	13:47'44.611
11	22.247	26.938	26.388	27.211	1'42.784	268,2	13:49'27.395
12	22.231	27.173	26.462	27.054	1'42.920	268,2	13:51'10.315
13	22.160	26.990	26.260	27.285	1'42.695	267,6	13:52'53.010
14	22.211	26.868	26.386	26.953	1'42.418	266,2	13:54'35.428
15	22.543	27.126	26.669	26.977	1'43.315	264,9	13:56'18.743
16	22.267	27.216	26.630	27.015	1'43.128	266,2	13:58'01.871
17	22.230	27.077	26.399	26.956	1'42.662	265,6	13:59'44.533
18	22.238	27.122	26.688	27.208	1'43.256	264,3	14:01'27.789
19	22.704	27.215	26.566	27.183	1'43.668	264,3	14:03'11.457
Race Time 32'41.857							

2° 81 M. GONZALEZ (1'42.326)							
Lap	Seg.1	Seg.2	Seg.3	Seg.4	Lap Time	km/h	Local Time
1		27.169	26.750	26.998	1'46.402	272,3	13:32'16.002
2	22.377	27.059	26.471	26.845	1'42.752	271,6	13:33'58.754
3	22.135	27.203	26.245	27.068	1'42.651	267,6	13:35'41.405
4	22.055	27.333	26.255	26.879	1'42.522	263,0	13:37'23.927
5	22.013	27.249	26.245	26.819	1'42.326	263,7	13:39'06.253
6	22.093	27.257	26.190	26.905	1'42.445	264,9	13:40'48.698
7	22.222	27.281	26.195	26.846	1'42.544	264,3	13:42'31.242
8	22.068	27.286	26.298	26.861	1'42.513	264,3	13:44'13.755
9	22.099	27.298	26.267	26.902	1'42.566	264,9	13:45'56.321
10	22.171	27.227	26.605	26.846	1'42.849	266,9	13:47'39.170
11	22.144	27.284	26.434	27.036	1'42.898	266,2	13:49'22.068
12	22.232	27.361	26.430	26.952	1'42.975	265,6	13:51'05.043
13	22.093	27.463	26.647	26.920	1'43.123	261,1	13:52'48.166
14	22.092	27.449	26.282	26.878	1'42.701	262,4	13:54'30.867
15	22.094	27.339	26.323	26.833	1'42.589	262,4	13:56'13.456
16	22.086	27.295	26.242	26.899	1'42.522	264,3	13:57'55.978
17	22.147	27.389	26.293	26.872	1'42.701	259,9	13:59'38.679
18	22.132	27.495	26.376	27.103	1'43.106	261,1	14:01'21.785
19	22.286	27.525	26.401	27.065	1'43.277	260,5	14:03'05.062
Race Time 32'35.462							

5° 77 D. AEGERTER (1'42.654)							
Lap	Seg.1	Seg.2	Seg.3	Seg.4	Lap Time	km/h	Local Time
1		27.250	26.795	26.992	1'46.642	268,2	13:32'16.242
2	22.266	27.089	26.606	26.996	1'42.957	269,6	13:33'59.199
3	22.300	27.110	26.601	26.867	1'42.878	270,9	13:35'42.077
4	22.297	27.274	26.691	26.959	1'43.221	263,7	13:37'25.298
5	22.105	27.377	26.578	27.042	1'43.102	265,6	13:39'08.400
6	22.055	27.279	26.489	27.123	1'42.946	267,6	13:40'51.346
7	22.228	27.308	26.366	26.919	1'42.821	265,6	13:42'34.167
8	22.150	27.310	26.371	27.041	1'42.872	264,9	13:44'17.039
9	22.221	27.279	26.368	26.981	1'42.849	264,3	13:45'59.888
10	22.184	27.366	26.398	27.006	1'42.954	264,3	13:47'42.842
11	22.248	27.557	26.523	27.161	1'43.489	264,3	13:49'26.331
12	22.208	27.604	26.490	27.076	1'43.378	264,3	13:51'09.709
13	22.083	27.482	26.297	27.004	1'42.866	263,7	13:52'52.575
14	22.146	27.421	26.707	27.082	1'43.356	254,4	13:54'35.931
15	22.204	27.266	26.584	27.040	1'43.094	266,2	13:56'19.025
16	22.197	27.243	26.670	26.904	1'43.014	268,9	13:58'02.039
17	22.216	27.171	26.449	26.818	1'42.654	266,9	13:59'44.693
18	22.219	27.187	26.615	27.165	1'43.186	265,6	14:01'27.879
19	23.174	27.342	26.297	26.920	1'43.733	264,9	14:03'11.612
Race Time 32'42.012							

3° 61 C. ONCU (1'42.269)							
Lap	Seg.1	Seg.2	Seg.3	Seg.4	Lap Time	km/h	Local Time
1		27.367	26.408	26.999	1'45.866	266,2	13:32'15.466
2	22.121	27.188	26.213	26.747	1'42.269	268,2	13:33'57.735
3	22.010	27.134	26.300	26.897	1'42.341	267,6	13:35'40.076
4	21.989	27.282	26.360	26.942	1'42.573	263,7	13:37'22.649
5	22.018	27.178	26.272	26.901	1'42.369	263,7	13:39'05.018
6	22.116	27.251	26.332	26.917	1'42.616	264,9	13:40'47.634
7	22.114	27.250	26.335	26.813	1'42.512	263,7	13:42'30.146
8	22.184	27.370	26.562	26.903	1'43.019	262,4	13:44'13.165
9	22.085	27.382	26.369	27.018	1'42.854	261,7	13:45'56.019
10	22.229	27.408	26.310	26.896	1'42.843	261,7	13:47'38.862
11	22.103	27.478	26.360	26.949	1'42.890	261,7	13:49'21.752
12	22.145	27.475	26.538	27.022	1'43.180	261,1	13:51'04.932
13	22.372	27.278	26.846	26.942	1'43.438	266,9	13:52'48.370
14	22.132	27.306	26.413	26.965	1'42.816	263,7	13:54'31.186
15	22.134	27.421	26.397	26.871	1'42.823	263,0	13:56'14.009
16	22.206	27.377	26.339	26.946	1'42.868	263,0	13:57'56.877
17	22.131	27.463	26.428	26.935	1'42.957	261,1	13:59'39.834

6° 53 V. DEBISE (1'42.709)							
Lap	Seg.1	Seg.2	Seg.3	Seg.4	Lap Time	km/h	Local Time
1		27.501	26.750	27.119	1'47.499	264,9	13:32'17.099
2	22.290	27.398	26.436	26.878	1'43.002	266,9	13:34'00.101
3	22.286	27.201	26.549	26.806	1'42.842	267,6	13:35'42.943
4	22.372	27.330	26.871	27.462	1'44.035	264,9	13:37'26.978
5	22.669	27.285	27.003	26.928	1'43.885	264,3	13:39'10.863
6	22.194	27.203	26.331	26.981	1'42.709	266,9	13:40'53.572
7	22.329	27.129	26.537	26.985	1'42.980	267,6	13:42'36.552
8	22.374	27.381	26.448	27.100	1'43.303	264,9	13:44'19.855
9	22.422	27.231	26.416	26.914	1'42.983	264,9	13:46'02.838
10	22.254	27.211	26.407	27.219	1'43.091	266,9	13:47'45.929
11	22.341	27.695	26.718	26.893	1'43.647	259,9	13:49'29.576
12	22.165	27.405	26.242	26.997	1'42.809	265,6	13:51'12.385
13	22.260	27.383	26.296	26.922	1'42.861	266,2	13:52'55.246
14	22.252	27.515	26.353	26.817	1'42.937	261,1	13:54'38.183

16/10/2021

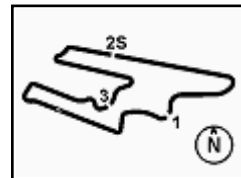
P = Pits In/Out - C = Lap Time Cancelled

These data/results cannot be reproduced, stored and/or transmitted in whole or in part by any manner of electronic, mechanical, photocopying, recording, broadcasting or otherwise now known or herein after developed without the previous express consent by the copyright owner, except for reproduction in daily press and regular printed publications on sale to the public within 60 days of the event related to those data/results and always provided that copyright symbol appears together as follows below.

© DORNA WSBK ORGANIZATION Srl 2021

FKR PERUGIA TIMING





Motul Argentinean Round, 15-17 October 2021

Chronological Analysis Race 1

San Juan Villicum Circuit 4.276 m

Start at 13:30'29.600

2 / 4

15	22.241	27.488	26.278	26.898	1'42.905	260,5	13:56'21.088	12	22.237	27.496	26.653	27.265	1'43.651	262,4	13:51'18.821
16	22.186	27.615	26.257	27.067	1'43.125	263,0	13:58'04.213	13	22.353	27.496	26.532	27.083	1'43.464	262,4	13:53'02.285
17	22.143	27.526	26.310	26.884	1'42.863	260,5	13:59'47.076	14	22.369	27.404	26.735	27.080	1'43.588	261,7	13:54'45.873
18	22.320	27.509	26.261	27.129	1'43.219	259,9	14:01'30.295	15	22.596	27.392	26.473	26.960	1'43.421	261,1	13:56'29.294
19	22.153	27.359	26.355	27.034	1'42.901	261,1	14:03'13.196	16	22.563	27.481	26.536	27.169	1'43.749	261,7	13:58'13.043

Race Time 32'43.596

7° 56 P. SEBESTYEN (1'42.949)							
Lap	Seg.1	Seg.2	Seg.3	Seg.4	Lap Time	km/h	Local Time
1		27.154	26.819	27.029	1'46.912	272,9	13:32'16.512
2	22.262	27.091	26.516	27.124	1'42.993	272,9	13:33'59.505
3	22.288	27.213	26.493	27.098	1'43.092	270,9	13:35'42.597
4	22.426	27.137	26.841	27.470	1'43.874	270,2	13:37'26.471
5	22.409	27.254	26.511	27.139	1'43.313	267,6	13:39'09.784
6	22.250	27.214	26.458	27.027	1'42.949	266,9	13:40'52.733
7	22.169	27.212	26.838	27.004	1'43.223	266,9	13:42'35.956
8	22.369	27.122	26.705	27.062	1'43.258	269,6	13:44'19.214
9	22.451	27.142	26.500	26.973	1'43.066	267,6	13:46'02.280
10	22.245	27.222	26.598	27.928	1'43.993	268,9	13:47'46.273
11	22.511	27.368	26.780	27.076	1'43.735	264,9	13:49'30.008
12	22.215	27.311	26.904	27.134	1'43.564	265,6	13:51'13.572
13	23.641	27.688	26.552	27.118	1'44.999	265,6	13:52'58.571
14	22.275	27.350	26.469	27.045	1'43.139	264,9	13:54'41.710
15	22.209	27.263	26.566	27.107	1'43.145	265,6	13:56'24.855
16	22.584	27.351	26.502	27.082	1'43.519	265,6	13:58'08.374
17	22.302	27.387	26.526	27.184	1'43.399	263,0	13:59'51.773
18	22.311	27.438	26.582	27.318	1'43.649	262,4	14:01'35.422
19	22.380	27.558	26.755	27.419	1'44.112	263,0	14:03'19.534

Race Time 32'49.934

8° 66 N. TUULI (1'43.248)							
Lap	Seg.1	Seg.2	Seg.3	Seg.4	Lap Time	km/h	Local Time
1		27.560	27.063	27.433	1'48.351	265,6	13:32'17.951
2	22.285	27.455	26.575	27.415	1'43.730	266,2	13:34'01.681
3	22.230	27.323	26.543	27.228	1'43.324	266,2	13:35'45.005
4	22.345	27.451	26.585	27.103	1'43.484	263,0	13:37'28.489
5	22.232	27.382	26.553	27.081	1'43.248	263,7	13:39'11.737
6	22.268	27.409	26.594	27.067	1'43.338	266,2	13:40'55.075
7	22.461	27.264	26.854	27.192	1'43.771	267,6	13:42'38.846
8	22.446	27.349	26.469	27.173	1'43.437	263,0	13:44'22.283
9	22.169	27.439	26.616	27.258	1'43.482	261,7	13:46'05.765
10	22.280	27.594	26.598	27.059	1'43.531	261,1	13:47'49.296
11	22.369	27.521	26.613	27.067	1'43.570	259,2	13:49'32.866
12	22.283	27.690	26.715	27.058	1'43.746	259,9	13:51'16.612
13	22.299	27.489	26.646	27.020	1'43.454	261,7	13:53'00.066
14	22.263	27.435	26.564	26.999	1'43.261	260,5	13:54'43.327
15	22.377	27.368	26.890	26.944	1'43.579	260,5	13:56'26.906
16	22.367	27.532	26.527	27.297	1'43.723	261,1	13:58'10.629
17	22.372	27.578	26.692	27.113	1'43.755	258,6	13:59'54.384
18	22.296	27.569	26.727	27.224	1'43.816	258,0	14:01'38.200
19	22.380	27.570	26.739	27.252	1'43.941	258,6	14:03'22.141

Race Time 32'52.541

9° 28 G. VAN STRAALLEN (1'43.296)							
Lap	Seg.1	Seg.2	Seg.3	Seg.4	Lap Time	km/h	Local Time
1		27.557	27.028	27.404	1'48.927	270,2	13:32'18.527
2	22.629	27.565	26.632	27.123	1'43.949	265,6	13:34'02.476
3	22.466	27.518	26.710	27.622	1'44.316	268,2	13:35'46.792
4	22.665	27.472	26.596	27.010	1'43.743	267,6	13:37'30.535
5	22.344	27.501	26.596	27.177	1'43.618	261,7	13:39'14.153
6	22.346	27.405	26.599	26.996	1'43.346	264,3	13:40'57.499
7	22.195	27.434	26.577	27.265	1'43.471	263,0	13:42'40.970
8	22.456	27.413	26.612	27.090	1'43.571	262,4	13:44'24.541
9	22.179	27.459	26.547	27.111	1'43.296	262,4	13:46'07.837
10	22.271	27.576	26.549	27.065	1'43.461	261,7	13:47'51.298
11	22.502	27.471	26.620	27.279	1'43.872	260,5	13:49'35.170

10° 95 V. TAKALA (1'43.310)							
Lap	Seg.1	Seg.2	Seg.3	Seg.4	Lap Time	km/h	Local Time
1		27.505	27.094	27.506	1'48.889	271,6	13:32'18.489
2	22.838	27.373	26.956	27.219	1'44.386	268,9	13:34'02.875
3	22.608	27.448	27.177	27.323	1'44.556	270,9	13:35'47.431
4	22.516	27.281	27.196	27.103	1'44.096	268,2	13:37'31.527
5	22.482	27.306	26.985	27.138	1'43.911	265,6	13:39'15.438
6	22.568	27.065	26.906	27.025	1'43.564	272,9	13:40'59.002
7	22.399	27.195	26.738	27.138	1'43.470	267,6	13:42'42.472
8	22.346	27.153	26.724	27.130	1'43.353	266,9	13:44'25.825
9	22.401	27.381	26.563	27.115	1'43.460	266,2	13:46'09.285
10	22.361	27.375	26.588	27.021	1'43.345	266,2	13:47'52.630
11	22.261	27.485	26.754	27.202	1'43.702	264,9	13:49'36.332
12	22.296	27.398	26.683	27.187	1'43.564	265,6	13:51'19.896
13	22.269	27.367	26.628	27.046	1'43.310	265,6	13:53'03.206
14	22.250	27.499	26.662	27.130	1'43.541	264,3	13:54'46.747
15	22.585	27.451	26.938	27.102	1'44.076	265,6	13:56'30.823
16	22.377	27.271	26.532	27.214	1'43.394	265,6	13:58'14.217
17	22.341	27.397	26.763	27.094	1'43.595	264,3	13:59'57.812
18	22.351	27.421	26.653	27.300	1'43.725	263,7	14:01'41.537
19	22.518	27.461	27.001	27.506	1'44.486	263,7	14:03'26.023

Race Time 32'56.423

11° 5 P. OETTL (1'43.094)							
Lap	Seg.1	Seg.2	Seg.3	Seg.4	Lap Time	km/h	Local Time
1		27.374	26.887	27.110	1'47.815	267,6	13:32'17.415
2	22.287	27.180	26.670	27.026	1'43.163	270,9	13:34'00.578
3	22.243	27.155	26.654	27.042	1'43.094	271,6	13:35'43.672
4	22.253	27.220	26.712	27.260	1'43.445	270,2	13:37'27.117
5	22.679	27.071	27.321	27.218	1'44.289	271,6	13:39'11.406
6	22.228	27.360	26.667	27.161	1'43.416	269,6	13:40'54.822
7	22.386	27.403	26.918	27.087	1'43.794	266,9	13:42'38.616
8	22.497	27.587	26.767	27.082	1'43.933	259,2	13:44'22.549
9	22.277	27.244	26.671	27.103	1'43.295	270,9	13:46'05.844
10	22.442	27.461	26.673	27.243	1'43.819	268,2	13:47'49.663
11	22.501	27.593	26.699	27.297	1'44.090	264,9	13:49'33.753
12	22.413	27.543	26.737	27.189	1'43.882	266,2	13:51'17.635
13	22.444	27.490	26.869	27.174	1'43.977	266,9	13:53'01.612
14	22.431	27.426	26.924	27.345	1'44.126	263,7	13:54'45.738
15	23.395	27.666	27.286	27.207	1'45.554	270,9	13:56'31.292
16	22.953	27.680	27.125	27.520	1'45.278	266,9	13:58'16.570
17	22.760	27.851	27.449	27.477	1'45.537	261,1	14:00'02.107
18	22.643	27.827	27.363	27.319	1'45.152	259,9	14:01'47.259
19	22.728	27.722	27.096	27.452	1'44.998	261,1	14:03'32.257

Race Time 33'02.657

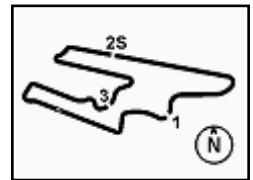
12° 38 H. SOOMER (1'43.446)							
Lap	Seg.1	Seg.2	Seg.3	Seg.4	Lap Time	km/h	Local Time
1		27.635	27.144	27.570	1'50.147	270,2	13:32'19.747
2	22.685	27.512	26.845	27.246	1'44.288	270,2	13:34'04.035
3	22.344	27.435	26.811	27.362	1'43.952	270,9	13:35'47.987
4	22.602	27.258	26.970	27.410	1'44.240	270,9	13:37'32.227
5	22.390	27.358	26.801	27.263	1'43.812	268,2	13:39'16.039
6	22.380	27.365	26.593	27.108	1'43.446	269,6	13:40'59.485
7	22.451	27.519	26.821	27.207	1'43.998	264,9	13:42'43.483
8	22.386	27.284	26.712	27.905	1'44.287	270,9	13:44'27.770

16/10/2021

P = Pits In/Out - C = Lap Time Cancelled

These data/results cannot be reproduced, stored and/or transmitted in whole or in part by any manner of electronic, mechanical, photocopying, recording, broadcasting or otherwise now known or herein after developed without the previous express consent by the copyright owner, except for reproduction in daily press and regular printed publications on sale to the public within 60 days of the event related to those data/results and always provided that copyright symbol appears together as follows below.

© DORNA WSBK ORGANIZATION Srl 2021



Motul Argentinean Round, 15-17 October 2021

Chronological Analysis Race 1

San Juan Villicum Circuit 4.276 m

Start at 13:30'29.600

3 / 4

9	22.427	27.276	26.945	27.227	1'43.875	270,2	13:46'11.645	6	22.350	27.676	26.744	27.375	1'44.145	263,7	13:41'05.705
10	22.356	27.417	26.578	27.126	1'43.477	264,9	13:47'55.122	7	22.414	27.570	26.660	27.588	1'44.232	263,0	13:42'49.937
11	22.391	27.454	26.557	27.152	1'43.554	263,7	13:49'38.676	8	22.465	27.474	26.733	27.428	1'44.100	262,4	13:44'34.037
12	22.268	27.561	26.488	27.310	1'43.627	264,3	13:51'22.303	9	22.311	27.557	26.663	27.284	1'43.815	262,4	13:46'17.852
13	22.946	27.665	26.625	27.444	1'44.680	263,7	13:53'06.983	10	22.353	27.524	28.440	27.344	1'45.661	264,9	13:48'03.513
14	22.257	27.507	26.857	27.354	1'43.975	262,4	13:54'50.958	11	22.570	27.636	27.030	27.272	1'44.508	262,4	13:49'48.021
15	22.382	27.481	26.728	27.317	1'43.908	263,7	13:56'34.866	12	22.594	27.780	27.284	27.447	1'45.105	264,3	13:51'33.126
16	22.407	27.684	26.661	27.123	1'43.875	263,0	13:58'18.741	13	22.442	27.521	26.769	27.257	1'43.989	264,9	13:53'17.115
17	22.763	27.623	26.788	27.187	1'44.361	259,2	14:00'03.102	14	22.500	27.566	27.019	27.276	1'44.361	264,3	13:55'01.476
18	22.336	27.499	27.158	27.311	1'44.304	262,4	14:01'47.406	15	22.754	27.716	27.151	27.360	1'44.981	261,7	13:56'46.457
19	22.729	27.702	27.034	27.426	1'44.891	263,7	14:03'32.297	16	22.890	27.612	27.097	27.393	1'44.992	265,6	13:58'31.449

Race Time 33'02.697

13° 40 U. ORRADRE (1'43.702)							
Lap	Seg.1	Seg.2	Seg.3	Seg.4	Lap Time	km/h	Local Time
1		27.465	27.135	27.529	1'48.756	270,9	13:32'18.356
2	22.727	27.438	26.646	27.168	1'43.979	268,9	13:34'02.335
3	22.502	27.410	26.846	27.760	1'44.518	267,6	13:35'46.853
4	22.525	27.571	27.099	27.075	1'44.270	261,1	13:37'31.123
5	22.405	27.703	26.821	27.158	1'44.087	263,7	13:39'15.210
6	22.365	27.452	26.712	27.173	1'43.702	268,9	13:40'58.912
7	22.913	27.607	26.735	27.036	1'44.291	268,9	13:42'43.203
8	22.546	27.405	27.056	27.229	1'44.236	266,9	13:44'27.439
9	22.467	27.507	26.764	27.214	1'43.952	264,3	13:46'11.391
10	22.474	27.712	26.892	27.051	1'44.129	264,3	13:47'55.520
11	22.558	27.608	27.269	27.426	1'44.861	263,0	13:49'40.381
12	22.715	27.686	27.087	27.375	1'44.863	263,7	13:51'25.244
13	22.617	27.888	26.970	27.412	1'44.887	263,7	13:53'10.131
14	22.532	27.905	26.918	27.322	1'44.677	261,7	13:54'54.808
15	22.643	27.904	26.921	27.316	1'44.784	263,0	13:56'39.592
16	22.853	27.972	26.848	27.467	1'45.140	261,7	13:58'24.732
17	22.512	27.945	26.895	27.538	1'44.890	259,9	14:00'09.622
18	22.515	27.911	27.000	27.392	1'44.818	259,9	14:01'54.440
19	22.860	27.857	27.238	27.538	1'45.493	261,1	14:03'39.933

Race Time 33'10.333

16° 74 A. GONZALEZ (1'44.085)							
Lap	Seg.1	Seg.2	Seg.3	Seg.4	Lap Time	km/h	Local Time
1		27.504	27.306	27.414	1'49.744	260,5	13:32'19.344
2	22.556	27.117	27.167	27.376	1'44.216	270,9	13:34'03.560
3	22.570	27.270	27.029	27.318	1'44.187	265,6	13:35'47.747
4	22.480	27.278	27.249	27.078	1'44.085	264,3	13:37'31.832
5	22.560	27.834	27.038	27.721	1'45.153	263,0	13:39'16.985
6	22.678	27.678	27.047	27.565	1'44.968	265,6	13:41'01.953
7	22.800	27.616	27.041	27.963	1'45.420	263,7	13:42'47.373
8	22.823	27.712	26.815	27.509	1'44.859	261,1	13:44'32.232
9	22.479	27.683	26.954	27.407	1'44.523	260,5	13:46'16.755
10	22.537	27.767	26.769	27.481	1'44.554	261,7	13:48'01.309
11	22.667	27.787	26.837	27.558	1'44.849	259,9	13:49'46.158
12	22.647	27.744	26.950	27.526	1'44.867	260,5	13:51'31.025
13	22.728	27.803	26.965	27.453	1'44.949	261,1	13:53'15.974
14	22.608	27.841	26.922	27.601	1'44.972	259,2	13:55'00.946
15	22.738	27.831	27.322	27.454	1'45.345	258,6	13:56'46.291
16	22.865	27.705	26.954	27.527	1'45.051	263,0	13:58'31.342
17	22.908	27.800	27.356	27.599	1'45.663	258,6	14:00'17.005
18	22.601	27.754	27.010	27.519	1'44.884	260,5	14:02'01.889
19	22.741	27.886	27.297	27.968	1'45.892	259,2	14:03'47.781

Race Time 33'18.181

14° 25 M. BRENNER (1'43.396)							
Lap	Seg.1	Seg.2	Seg.3	Seg.4	Lap Time	km/h	Local Time
1		27.568	27.130	27.405	1'49.252	254,4	13:32'18.852
2	22.856	27.320	26.865	27.159	1'44.200	267,6	13:34'03.052
3	22.569	27.376	26.699	27.310	1'43.954	266,9	13:35'47.006
4	22.612	27.385	27.189	27.173	1'44.359	265,6	13:37'31.365
5	22.448	27.364	26.553	27.031	1'43.396	264,3	13:39'14.761
6	22.467	27.271	26.752	27.135	1'43.625	266,2	13:40'58.386
7	22.352	27.301	26.601	36.061	1'52.315	263,7	13:42'50.701
8	23.082	27.435	26.392	27.316	1'44.225	263,7	13:44'34.926
9	22.489	27.439	26.766	27.386	1'44.080	263,7	13:46'19.006
10	22.450	27.582	26.815	27.518	1'44.365	263,7	13:48'03.371
11	22.558	27.636	26.716	27.290	1'44.200	259,9	13:49'47.571
12	22.632	27.596	26.854	27.407	1'44.489	262,4	13:51'32.060
13	22.659	27.546	26.855	27.436	1'44.496	263,0	13:53'16.556
14	22.835	27.606	26.816	27.359	1'44.616	262,4	13:55'01.172
15	22.766	27.563	26.794	27.385	1'44.508	266,9	13:56'45.680
16	22.817	27.607	26.735	27.455	1'44.614	261,1	13:58'30.294
17	22.656	27.593	26.688	27.397	1'44.334	259,2	14:00'14.628
18	22.623	27.677	26.923	27.517	1'44.740	258,6	14:01'59.368
19	22.895	27.814	26.757	27.633	1'45.099	258,6	14:03'44.467

Race Time 33'14.867

17° 24 L. TACCINI (1'44.750)							
Lap	Seg.1	Seg.2	Seg.3	Seg.4	Lap Time	km/h	Local Time
1		27.563	27.295	27.212	1'49.349	255,6	13:32'18.949
2	24.824	27.374	27.048	27.572	1'46.818	268,9	13:34'05.767
3	22.639	27.360	27.305	27.446	1'44.750	265,6	13:35'50.517
4	22.625	31.632	27.533	27.419	1'49.209	260,5	13:37'39.726
5	22.732	27.436	27.330	27.650	1'45.148	264,3	13:39'24.874
6	22.646	27.598	27.179	27.659	1'45.082	264,3	13:41'09.956
7	22.620	27.587	27.108	27.533	1'44.848	263,0	13:42'54.804
8	22.673	27.787	27.227	27.654	1'45.341	263,0	13:44'40.145
9	22.646	28.483	27.482	27.646	1'46.257	261,7	13:46'26.402
10	22.714	27.716	27.144	27.478	1'45.052	261,1	13:48'11.454
11	22.753	27.805	27.084	27.509	1'45.151	260,5	13:49'56.605
12	22.532	27.659	27.496	27.395	1'45.082	261,7	13:51'41.687
13	22.674	27.777	27.832	27.788	1'46.071	261,7	13:53'27.758
14	22.678	27.839	27.143	27.614	1'45.274	259,9	13:55'13.032
15	22.629	27.834	27.128	27.493	1'45.084	261,1	13:56'58.116
16	22.649	27.681	26.982	27.666	1'44.978	261,1	13:58'43.094
17	22.774	27.755	27.164	27.611	1'45.304	259,9	14:00'28.398
18	22.747	27.704	27.310	27.758	1'45.519	259,2	14:02'13.917
19	22.943	27.778	27.367	27.867	1'45.955	259,9	14:03'59.872

Race Time 33'30.272

15° 32 S. MORAIS (1'43.815)							
Lap	Seg.1	Seg.2	Seg.3	Seg.4	Lap Time	km/h	Local Time
1		28.286	27.610	27.956	1'52.046	266,9	13:32'21.646
2	23.202	27.744	27.709	27.860	1'46.515	266,9	13:34'08.161
3	22.581	27.637	26.600	27.391	1'44.209	261,7	13:35'52.370
4	22.602	27.776	26.952	27.493	1'44.823	260,5	13:37'37.193
5	22.451	27.650	26.843	27.423	1'44.367	264,3	13:39'21.560

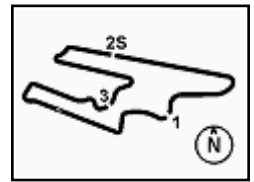
18° 64 J. BUIS (1'45.916)							
Lap	Seg.1	Seg.2	Seg.3	Seg.4	Lap Time	km/h	Local Time
1		27.893	27.726	28.044	1'51.903	268,9	13:32'21.503
2	22.960	27.963	27.699	27.934	1'46.556	266,9	13:34'08.059

16/10/2021

P = Pits In/Out - C = Lap Time Cancelled

These data/results cannot be reproduced, stored and/or transmitted in whole or in part by any manner of electronic, mechanical, photocopying, recording, broadcasting or otherwise now known or herein after developed without the previous express consent by the copyright owner, except for reproduction in daily press and regular printed publications on sale to the public within 60 days of the event related to those data/results and always provided that copyright symbol appears together as follows below.

© DORNA WSBK ORGANIZATION Srl 2021



Motul Argentinean Round, 15-17 October 2021

Chronological Analysis Race 1

Start at 13:30'29.600

3	23.543	27.732	27.371	28.112	1'46.758	263,7	13:35'54.817
4	22.989	27.780	27.654	27.980	1'46.403	263,0	13:37'41.220
5	23.110	27.894	27.450	28.026	1'46.480	261,7	13:39'27.700
6	22.734	27.819	27.453	27.910	1'45.916	262,4	13:41'13.616
7	22.858	27.900	27.641	28.143	1'46.542	260,5	13:43'00.158
8	23.108	28.060	28.358	27.986	1'47.512	259,9	13:44'47.670
9	23.115	28.214	28.434	28.139	1'47.902	259,2	13:46'35.572
10	22.991	28.137	27.517	27.930	1'46.575	259,2	13:48'22.147
11	23.011	28.138	27.436	28.061	1'46.646	257,4	13:50'08.793
12	22.877	28.177	27.537	27.901	1'46.492	258,6	13:51'55.285
13	22.935	28.171	27.819	28.296	1'47.221	258,6	13:53'42.506
14	22.998	28.145	27.729	28.125	1'46.997	258,6	13:55'29.503
15	23.070	28.152	27.742	28.327	1'47.291	258,6	13:57'16.794
16	23.333	28.180	27.925	28.371	1'47.809	258,0	13:59'04.603
17	23.262	28.328	27.885	28.390	1'47.865	257,4	14:00'52.468
18	23.014	28.418	27.705	28.197	1'47.334	256,8	14:02'39.802
19	23.139	28.107	27.966	28.509	1'47.721	258,0	14:04'27.523

Race Time 33'57.923

RET	3 R. DE ROSA (1'42.675)						
Lap	Seg.1	Seg.2	Seg.3	Seg.4	Lap Time	km/h	Local Time
1		27.279	26.967	27.243	1'47.279	264,3	13:32'16.879
2	22.187	27.139	26.445	27.231	1'43.002	265,6	13:33'59.881
3	22.231	27.214	26.516	27.005	1'42.966	266,2	13:35'42.847
4	22.624	27.138	26.583	27.499	1'43.844	264,9	13:37'26.691
5	22.356	27.225	26.742	27.138	1'43.461	266,2	13:39'10.152
6	22.344	27.165	26.416	27.188	1'43.113	265,6	13:40'53.265
7	22.267	27.252	26.420	27.044	1'42.983	268,2	13:42'36.248
8	22.218	27.243	26.575	27.189	1'43.225	266,2	13:44'19.473
9	22.328	27.224	26.511	26.915	1'42.978	266,9	13:46'02.451
10	22.276	27.268	26.455	27.259	1'43.258	266,2	13:47'45.709
11	22.508	27.712	26.371	26.975	1'43.566	264,3	13:49'29.275
12	22.254	27.284	26.370	26.992	1'42.900	264,9	13:51'12.175
13	22.266	27.321	26.293	27.114	1'42.994	265,6	13:52'55.169
14	22.548	27.370	26.625	27.026	1'43.569	260,5	13:54'38.738
15	22.250	27.200	26.365	26.860	1'42.675	266,2	13:56'21.413

Race Time 25'51.813

NC	57 M. PETRATTI (1'46.819)						
Lap	Seg.1	Seg.2	Seg.3	Seg.4	Lap Time	km/h	Local Time
1		27.905	27.521	28.015	1'51.510	264,9	13:32'21.110
2	23.240	28.058	27.583	27.938	1'46.819	267,6	13:34'07.929
3	23.422	28.038	27.771	27.917	1'47.148	258,6	13:35'55.077
4	23.058	27.934	29.603	28.316	1'48.911	260,5	13:37'43.988
5	23.146	28.387	28.405	28.314	1'48.252	258,0	13:39'32.240
6	23.047	28.212	1'14.268	46.915	2'52.442P	260,5	13:42'24.682
7	9'42.296	29.244	28.482	28.436	11'08.458P	247,4	13:53'33.140
8	23.321	28.641	27.789	28.989	1'48.740	253,2	13:55'21.880
9	23.459	28.298	27.723	27.912	1'47.392	256,2	13:57'09.272
10	23.069	28.321	29.088	28.579	1'49.057	257,4	13:58'58.329
11	23.222	28.395	28.038	28.124	1'47.779	254,4	14:00'46.108
12	23.812	28.519	28.454	28.070	1'48.855	253,8	14:02'34.963
13	23.609	28.840	28.153	28.452	1'49.054	252,6	14:04'24.017

Race Time 33'54.417

16/10/2021 P = Pits In/Out - C = Lap Time Cancelled

These data/results cannot be reproduced, stored and/or transmitted in whole or in part by any manner of electronic, mechanical, photocopying, recording, broadcasting or otherwise now known or herein after developed without the previous express consent by the copyright owner, except for reproduction in daily press and regular printed publications on sale to the public within 60 days of the event related to those data/results and always provided that copyright symbol appears together as follows below.

© DORNA WSBK ORGANIZATION Srl 2021