

## Motul Argentinean Round, 15-17 October 2021

### Results Race 2

Laps 19 = 81,244 Km - Time of Race 32'29.433 - Avg. 150,033 km/h

Pos	Grid	No. Rider	Nat	Team	Bike	LL	Gap	Rel.	Fastest Lap	Speed	Qualifying	Speed
1	1	<b>16 J. CLUZEL</b>	FRA	GMT94 Yamaha	Yamaha YZF R6	19			1'41.906	268,9	1'41.740	268,9
2	4	<b>61 C. ONCU</b>	TUR	Kawasaki Puccetti Racing	Kawasaki ZX-6R	19	<b>2.157</b>	2.157	1'42.201	269,6	1'42.136	271,6
3	5	<b>77 D. AEGERTER</b>	SUI	Ten Kate Racing Yamaha	Yamaha YZF R6	19	<b>7.682</b>	5.525	1'42.096	269,6	1'42.173	267,6
4	12	<b>38 H. SOOMER</b>	EST	Kallio Racing	Yamaha YZF R6	19	<b>12.152</b>	4.470	1'42.692	272,3	1'42.790	268,2
5	8	<b>56 P. SEBESTYEN</b>	HUN	Evan Bros. WorldSSP Yamaha Team	Yamaha YZF R6	19	<b>12.979</b>	0.827	1'42.618	268,2	1'42.508	268,2
6	6	<b>53 V. DEBISE</b>	FRA	GMT94 Yamaha	Yamaha YZF R6	19	<b>16.864</b>	3.885	1'42.725	270,2	1'42.199	265,6
7	14	<b>95 V. TAKALA</b>	FIN	Kallio Racing	Yamaha YZF R6	19	<b>23.567</b>	6.703	1'43.027	270,2	1'43.010	267,6
8	15	<b>28 G. VAN STRAALEN</b>	NED	EAB Racing Team	Yamaha YZF R6	19	<b>23.805</b>	0.238	1'42.911	268,2	1'43.194	263,6
9	13	<b>25 M. BRENNER</b>	SUI	VFT Racing	Yamaha YZF R6	19	<b>27.164</b>	3.359	1'43.232	265,6	1'42.858	266,9
10	3	<b>81 M. GONZALEZ</b>	ESP	Yamaha ParkinGo Team	Yamaha YZF R6	19	<b>27.790</b>	0.626	1'42.208	273,6	1'42.080	266,2
11	18	<b>24 L. TACCINI</b>	ITA	Ten Kate Racing Yamaha	Yamaha YZF R6	19	<b>29.576</b>	1.786	1'43.369	266,2	1'44.491	266,9
12	11	<b>5 P. OETTL</b>	GER	Kawasaki Puccetti Racing	Kawasaki ZX-6R	19	<b>30.147</b>	0.571	1'42.978	272,9	1'42.745	268,9
13	17	<b>32 S. MORAIS</b>	POR	Wojcik Racing Team	Yamaha YZF R6	19	<b>54.122</b>	23.975	1'44.054	263,0	1'43.908	261,7
14	10	<b>40 U. ORRADRE</b>	ESP	Yamaha MS Racing	Yamaha YZF R6	19	<b>55.588</b>	1.466	1'42.805	266,2	1'42.728	270,2
15	19	<b>64 J. BUIS</b>	NED	G.A.P. MOTOZOO Racing by Puccetti	Kawasaki ZX-6R	19	<b>1'30.591</b>	35.003	1'46.033	262,4	1'46.086	266,2
16	20	<b>57 M. PETRATTI</b>	ARG	Yamaha MS Racing	Yamaha YZF R6	18	<b>1 Lap</b>	1 Lap	1'47.442	259,2	1'46.403	261,7
-----Not Classified-----												
RET	9	<b>66 N. TUULI</b>	FIN	MV Agusta Corse Clienti	MV Agusta F3 675	18	<b>1 Lap</b>		1'42.570	266,2	1'42.710	264,3
RET	2	<b>4 S. ODENDAAL</b>	RSA	Evan Bros. WorldSSP Yamaha Team	Yamaha YZF R6	13	<b>6 Laps</b>		1'42.609	268,9	1'42.075	270,9
RET	7	<b>3 R. DE ROSA</b>	ITA	Orelac Racing VerdNatura	Kawasaki ZX-6R	11	<b>8 Laps</b>		1'42.862	266,9	1'42.348	266,9
RET	16	<b>74 A. GONZALEZ</b>	ARG	VFT Racing	Yamaha YZF R6	1	<b>18 Laps</b>			260,5	1'43.820	262,4

AIR	Humidity:	22%	Temp:	21°C
TRACK	Condition:	Dry	Temp:	40°C

Records	Pole (SP)	2021	J.Cluzel	1'41.740	151,30 Km/h
	Race (RC1)	2021	J.Cluzel	1'42.147	150,70 Km/h
	All Times (SP)	2021	J.Cluzel	1'41.740	151,30 Km/h
	Race Fastest Lap (New Record)	Lap 15	J.Cluzel	1'41.906	151,06 Km/h

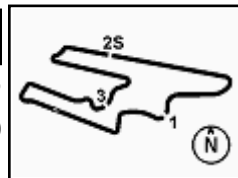
LAP LEADERS				
No. Rider	From	To	Laps	Total
16 J. CLUZEL	1	19	19	19

TOTAL LEADER LAPS				
No. Rider	Laps			
77 D. AEGERTER	125	3	R. DE ROSA	6
16 J. CLUZEL	64	61	C. ONCU	5
4 S. ODENDAAL	60	85	L. ARBEL	4
5 P. OETTL	37			
81 M. GONZALEZ	23			
21 R. KRUMMENACHER	12			
71 C. BERGMAN	10			

Start 17/10/2021 13:30 End 14:05 The results are provisional until the end of the time limit for protests and appeals and the completion of the technical checks.

These data/results cannot be reproduced, stored and/or transmitted in whole or in part by any manner of electronic, mechanical, photocopying, recording, broadcasting or otherwise now known or herein after developed without the previous express consent by the copyright owner, except for reproduction in daily press and regular printed publications on sale to the public within 60 days of the event related to those data/results and always provided that copyright symbol appears together as follows below.

© DORNA WSBK ORGANIZATION Srl 2021



### Motul Argentinean Round, 15-17 October 2021

#### Results Race 2

#### Race Highlights

Time	No. Rider	Description
13.27.53		Warm-up Lap Start
13.30.30		Start
13.30.59	4 Odendaal	Crashed - Turn 1
13.30.59	81 Gonzalez	Crashed - Turn 1
13.31.04	57 Petratti	Exited Pits
13.31.11	4 Odendaal	Re-joined
13.31.11	81 Gonzalez	Re-joined
13.31.56		No Jump Start
13.33.12	74 Gonzalez	Crashed - Turn 7
13.34.02		Incident Involving 4 and 81 under investigation
13.34.11	74 Gonzalez	Not Actively Competing
13.50.14	3 De Rosa	Technical Problem - Turn 1
13.51.01		2/3 of Race Distance Completed
13.51.25	3 De Rosa	Not Actively Competing
13.53.21	4 Odendaal	Crashed - Turn 16
13.53.40	4 Odendaal	Entered Pits
13.53.43	4 Odendaal	Re-joined
13.54.31	57 Petratti	Entered Pits
13.55.26	57 Petratti	Exited Pits
13.56.01	4 Odendaal	Retired
14.03.10	66 Tuuli	Crashed - Turn 10
14.03.25		2021 FIM Supersport World Champion: Aegerter D.
14.03.58		Podium Confirmed
14.05.13		End Of Session

Start                      End                      The results are provisional until the end of the time limit for protests and appeals  
 17/10/2021            13:30                    14:05                    and the completion of the technical checks.

These data/results cannot be reproduced, stored and/or transmitted in whole or in part by any manner of electronic, mechanical, photocopying, recording, broadcasting or otherwise now known or herein after developed without the previous express consent by the copyright owner, except for reproduction in daily press and regular printed publications on sale to the public within 60 days of the event related to those data/results and always provided that copyright symbol appears together as follows below.

© DORNA WSBK ORGANIZATION Srl 2021

FIKR PERUGIA TIMING



Official Tyre Supplier



Official Timekeeper

## Motul Argentinean Round, 15-17 October 2021 Championship Standings

San Juan Villicum Circuit 4.276 m

1 / 3

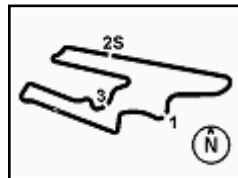
Points	Points From First	Points From Previous	May		May		June		July		August		August		September		September		September		October		October		November	
			ARAGON	ESTORIL	MISANO	ASSEN	MOST	NAVARRA	MAGNY-COURS	BARCELONA	JEREZ	PORTIMAO	VILLICUM	MANDALIKA												
<b>1</b> <b>AEGERTER</b> Dominique (SUI)	<b>381</b>		20 11	13 25	25 25	25 25	13 25	25 25	25 20	1 1	1 1	1 1	1 1	1 1	25 16	11 11	11 16									
<b>2</b> <b>ODENDAAL</b> Steven (RSA)	<b>313</b> 68		25 25	25 16	11 20	3 25	20 20	10 8	9 20	10 10	10 10	10 10	10 10	10 10	8 8	9 10	8 10	25 13	1 1	1 1	1 1	1 1	1 1	1 1	1 1	
<b>3</b> <b>GONZALEZ</b> Manuel (ESP)	<b>275</b> 106 38		11 5	11 13	11 13	10 10	20 16	13 25	20 25	13 20	13 20	13 20	13 20	13 20	13 20	13 20	13 20	13 20	13 20	13 20	13 20	13 20	13 20	13 20	13 20	
<b>4</b> <b>CLUZEL</b> Jules (FRA)	<b>241</b> 140 34		16 16	4 13	16 13	13 13	9 9	13 11	16 16	6 6	6 6	6 6	6 6	6 6	6 6	6 6	6 6	6 6	6 6	6 6	6 6	6 6	6 6	6 6	6 6	
<b>5</b> <b>OETTL</b> Philipp (GER)	<b>241</b> 140 0		16 3	20 4	16 3	16 20	16 13	9 10	9 13	11 8	20 7	8 8	4 4	4 4	4 4	4 4	4 4	4 4	4 4	4 4	4 4	4 4	4 4	4 4	4 4	
<b>6</b> <b>ONCU</b> Can Alexander (TUR)	<b>163</b> 218 78		6 2	9 8	9 8	8 7	8 8	8 16	13 13	10 10	10 10	10 10	10 10	10 10	10 10	10 10	10 10	10 10	10 10	10 10	10 10	10 10	10 10	10 10	10 10	
<b>7</b> <b>BERNARDI</b> Luca (SMR)	<b>161</b> 220 2		13 4	9 20	20 20	4 11	10 11	16 16	11 11	4 4	4 4	4 4	4 4	4 4	4 4	4 4	4 4	4 4	4 4	4 4	4 4	4 4	4 4	4 4	4 4	
<b>8</b> <b>CARICASULO</b> Federico (ITA)	<b>142</b> 239 19		10 6	4 10	7 7	8 8	11 13	10 9	10 9	11 13	10 9	10 9	10 9	10 9	10 9	10 9	10 9	10 9	10 9	10 9	10 9	10 9	10 9	10 9	10 9	
<b>9</b> <b>KRUMMENACHER</b> Randy (SUI)	<b>140</b> 241 2		5 7	7 7	9 9	11 16	5 5	10 10	5 2	25 13	9 9	9 9	9 9	9 9	9 9	9 9	9 9	9 9	9 9	9 9	9 9	9 9	9 9	9 9	9 9	
<b>10</b> <b>DE ROSA</b> Raffaele (ITA)	<b>137</b> 244 3		7 20	10 3	9 8	4 6	9 10	7 7	16 20	10 8	9 13	2 2	10 10	10 10	10 10	10 10	10 10	10 10	10 10	10 10	10 10	10 10	10 10	10 10	10 10	
<b>11</b> <b>TUULI</b> Niki (FIN)	<b>120</b> 261 17		5 8	7 7	8 8	7 8	6 9	11 11	16 16	11 11	11 11	11 11	11 11	11 11	11 11	11 11	11 11	11 11	11 11	11 11	11 11	11 11	11 11	11 11	11 11	
<b>12</b> <b>SOOMER</b> Hannes (EST)	<b>89</b> 292 31		9 13	8 11	6 6	7 8	11 11	12 12	12 12	12 12	12 12	12 12	12 12	12 12	12 12	12 12	12 12	12 12	12 12	12 12	12 12	12 12	12 12	12 12	12 12	
<b>13</b> <b>SEBESTYEN</b> Peter (HUN)	<b>64</b> 317 25				5 4	6 6	18 18	6 7	1 1	16 16	16 16	16 16	16 16	16 16	16 16	16 16	16 16	16 16	16 16	16 16	16 16	16 16	16 16	16 16	16 16	
<b>14</b> <b>BERGMAN</b> Christoffer (SWE)	<b>47</b> 334 17		8 10	6 5	5 5	11 13	14 14	14 14	1 4	3 4	13 13	13 13	13 13	13 13	13 13	13 13	13 13	13 13	13 13	13 13	13 13	13 13	13 13	13 13	13 13	
<b>15</b> <b>ALCOBA</b> Marc (ESP)	<b>40</b> 341 7		9 3	6 6	8 7	7 7	12 13	13 13	13 14	14 14	14 14	14 14	14 14	14 14	14 14	14 14	14 14	14 14	14 14	14 14	14 14	14 14	14 14	14 14	14 14	
<b>16</b> <b>TAKALA</b> Vertti (FIN)	<b>38</b> 343 2		8 13	3 15	2 15	6 17	16 16	2 2	16 16	18 18	18 18	18 18	18 18	18 18	18 18	18 18	18 18	18 18	18 18	18 18	18 18	18 18	18 18	18 18	18 18	
<b>17</b> <b>MANFREDI</b> Kevin (ITA)	<b>36</b> 345 2		3 4	2 15	4 15	1 5	3 15	4 5	15 15	15 15	15 15	15 15	15 15	15 15	15 15	15 15	15 15	15 15	15 15	15 15	15 15	15 15	15 15	15 15	15 15	
<b>18</b> <b>BRENNER</b> Marcel (SUI)	<b>35</b> 346 1						4 26	6 27	20 20	20 21	21 21	21 21	21 21	21 21	21 21	21 21	21 21	21 21	21 21	21 21	21 21	21 21	21 21	21 21	21 21	
<b>19</b> <b>DEBISE</b> Valentin (FRA)	<b>29</b> 352 6						9 19	19 21	21 23	24 24	25 25	25 25	25 25	25 25	25 25	25 25	25 25	25 25	25 25	25 25	25 25	25 25	25 25	25 25	25 25	
<b>20</b> <b>VAN STRAALEN</b> Glenn (NED)	<b>28</b> 353 1																									
<b>21</b> <b>HENDRA PRATAMA</b> Galang (INA)	<b>24</b> 357 4		1 15	6 15	3 17	2 17	2 17	5 16	3 17	3 17	3 17	3 17	3 17	3 17	3 17	3 17	3 17	3 17	3 17	3 17	3 17	3 17	3 17	3 17	3 17	
<b>22</b> <b>JESPERSEN</b> Simon (DEN)	<b>22</b> 359 2																									
<b>23</b> <b>MONTELLA</b> Yari (ITA)	<b>16</b> 365 6																									
<b>24</b> <b>VERDOIA</b> Andy (FRA)	<b>14</b> 367 2																									
<b>25</b> <b>MORAIS</b> Sheridan (POR)	<b>13</b> 368 1																									

17/10/2021 First Line: Championship Standings - Second Line: Ranking Progression

These data/results cannot be reproduced, stored and/or transmitted in whole or in part by any manner of electronic, mechanical, photocopying, recording, broadcasting or otherwise now known or herein after developed without the previous express consent by the copyright owner, except for reproduction in daily press and regular printed publications on sale to the public within 60 days of the event related to those data/results and always provided that copyright symbol appears together as follows below.

© DORNA WSBK ORGANIZATION Srl 2021





## Motul Argentinean Round, 15-17 October 2021 Championship Standings

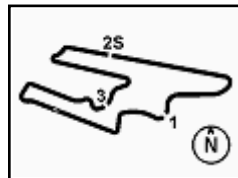
Points	Points From First	Points From Previous	WorldSSP Challenge																								
			May ARAGON	May ESTORIL	June MISANO	July ASSEN	August MOST	August NAVARRA	September MAGNY-COURS	September BARCELONA	September JEREZ	October PORTIMAO															
<b>1</b> <b>MANFREDI</b> Kevin (ITA)	<b>36</b>		3 2	4 1	2 1	1 1	4 1	1 1	1 1	5 1	3 1	1 1	1 1	4 1	5 1	1 1	1 1	5 1									
<b>2</b> <b>CARICASULO</b> Federico (ITA)	<b>31</b> 5									11 2	10 2	2 2	2 2	2 2	2 2	10 2	1 1	1 1	1 2								
<b>3</b> <b>FROSSARD</b> Stephane (SUI)	<b>10</b> 26 21			2 3	1 3									3 4	4 3	3 3	3 3	3 3	3 3								
<b>4</b> <b>HERRERA</b> Maria (ESP)	<b>7</b> 29 3		4 1	3 1								2 1	2 2	2 2	2 2	3 3	3 3	3 3	4 4	4 4	4 4	4 4	4 4	4 4	4 4	4 4	4 4
<b>5</b> <b>OKUBO</b> Hikari (JPN)	<b>4</b> 32 3										4 4	4 4	5 5	5 5	5 5	5 5	5 5	5 5	5 5								
<b>6</b> <b>TACCINI</b> Leonardo (ITA)	<b>4</b> 32 0				1 4	4 4	4 4	4 4	5 5	5 5	6 6	6 6	6 6	6 6	6 6	3 5	5 5	5 5	5 5								

17/10/2021 First Line: Championship Standings - Second Line: Ranking Progression

These data/results cannot be reproduced, stored and/or transmitted in whole or in part by any manner of electronic, mechanical, photocopying, recording, broadcasting or otherwise now known or herein after developed without the previous express consent by the copyright owner, except for reproduction in daily press and regular printed publications on sale to the public within 60 days of the event related to those data/results and always provided that copyright symbol appears together as follows below.

© DORNA WSBK ORGANIZATION Srl 2021





San Juan Villicum Circuit 4.276 m

1 / 4

## Motul Argentinean Round, 15-17 October 2021

### Lap Chart Race 2

		Lap																		
	1	2	3	4	5	6	7	8	9	10	11	12	13	14	15	16	17	18	19	
1	16	16	16	16	16	16	16	16	16	16	16	16	16	16	16	16	16	16	16	16
2	61	61	61	61	61	61	61	61	61	61	61	61	61	61	61	61	61	61	61	61
3	56	56	56	56	56	56	77	77	77	77	77	77	77	77	77	77	77	77	77	77
4	66	66	66	77	77	77	66	66	66	66	66	66	66	66	66	66	66	66	66	38
5	40	40	77	66	66	66	56	56	56	56	56	56	56	56	56	56	56	38	56	56
6	38	77	38	38	38	38	38	38	38	38	38	38	38	38	38	38	38	38	56	53
7	95	38	40	40	3	3	3	3	3	3	53	53	53	53	53	53	53	53	53	95
8	77	95	3	3	40	95	95	53	53	53	95	95	95	95	95	95	95	95	95	28
9	3	3	95	95	95	40	40	40	28	40	28	28	28	28	28	28	28	28	28	25
10	24	24	28	28	28	53	53	28	40	95	25	25	25	25	25	25	25	25	25	81
11	28	28	24	53	53	28	28	95	95	28	5	5	24	24	24	24	5	5	24	24
12	25	25	53	5	5	5	5	5	5	25	24	24	5	5	5	5	24	81	5	5
13	74	53	25	25	25	25	25	25	25	5	3	81	81	81	81	81	81	24	32	32
14	53	5	5	24	24	24	24	24	24	24	81	4	32	32	32	32	32	32	32	40
15	5	32	32	32	32	32	32	81	81	81	4	32	40	40	40	40	40	40	40	64
16	32	64	64	64	81	81	81	4	4	4	32	40	64	64	64	64	64	64	64	64
17	64	4	81	81	64	4	4	32	32	32	40	64	4	57	57	57	57	57	57	57
18	81	81	4	4	4	64	64	64	64	64	64	64	57	57						
19	4	57	57	57	57	57	57	57	57	57	57									
20	57																			

Final Result		
1	16 J. CLUZEL	Laps 19
2	61 C. ONCU	2.157
3	77 D. AEGERTER	7.682
4	38 H. SOOMER	12.152
5	56 P. SEBESTYEN	12.979
6	53 V. DEBISE	16.864
7	95 V. TAKALA	23.567
8	28 G. VAN STRAALEN	23.805
9	25 M. BRENNER	27.164
10	81 M. GONZALEZ	27.790
11	24 L. TACCINI	29.576
12	5 P. OETTL	30.147
13	32 S. MORAIS	54.122
14	40 U. ORRADRE	55.588
15	64 J. BUIS	1'30.591
16	57 M. PETRATTI	1 Lap
RET	66 N. TUULI	1 Lap
RET	4 S. ODENDAAL	6 Laps
RET	3 R. DE ROSA	8 Laps
RET	74 A. GONZALEZ	18 Laps

17/10/2021

These data/results cannot be reproduced, stored and/or transmitted in whole or in part by any manner of electronic, mechanical, photocopying, recording, broadcasting or otherwise now known or herein after developed without the previous express consent by the copyright owner, except for reproduction in daily press and regular printed publications on sale to the public within 60 days of the event related to those data/results and always provided that copyright symbol appears together as follows below.

© DORNA WSBK ORGANIZATION Srl 2021

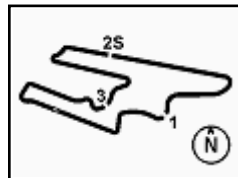
FCR PERUGIA TIMING



Official Tyre Supplier



Official Timekeeper



## Motul Argentinean Round, 15-17 October 2021

### Lap Chart Race 2

2 / 4

#### Lap 1

1	16	J.Cluzel	1'45.324
2	61	C.Oncu	0.180
3	56	P.Sebestyen	1.584
4	66	N.Tuuli	1.919
5	40	U.Orradre	2.400
6	38	H.Soomer	2.854
7	95	V.Takala	3.146
8	77	D.Aegerter	3.255
9	3	R.De Rosa	4.139
10	24	L.Taccini	4.633
11	28	G.van Straalen	4.771
12	25	M.Brenner	5.013
13	74	A.Gonzalez	5.306
14	53	V.Debise	5.515
15	5	P.Oettl	5.774
16	32	S.Morais	7.377
17	64	J.Buis	7.563
18	81	M.Gonzalez	22.077
19	4	S.Odendaal	22.104
20	57	M.Petratti	31.325

10	28	G.van Straalen	8.061
11	53	V.Debise	8.355
12	5	P.Oettl	9.015
13	25	M.Brenner	9.404
14	24	L.Taccini	9.910
15	32	S.Morais	14.520
16	64	J.Buis	22.004
17	81	M.Gonzalez	24.565
18	4	S.Odendaal	25.540
19	57	M.Petratti	50.020

#### Lap 5

1	16	J.Cluzel	8'34.991
2	61	C.Oncu	0.212
3	56	P.Sebestyen	3.407
4	77	D.Aegerter	3.630
5	66	N.Tuuli	3.910
6	38	H.Soomer	4.748
7	3	R.De Rosa	7.165
8	40	U.Orradre	7.420
9	95	V.Takala	7.823
10	28	G.van Straalen	8.762
11	53	V.Debise	8.993
12	5	P.Oettl	9.710
13	25	M.Brenner	10.373
14	24	L.Taccini	10.996
15	32	S.Morais	17.269
16	81	M.Gonzalez	25.414
17	64	J.Buis	26.218
18	4	S.Odendaal	26.309
19	57	M.Petratti	55.627

#### Lap 6

1	16	J.Cluzel	10'17.269
2	61	C.Oncu	0.135
3	56	P.Sebestyen	3.921
4	77	D.Aegerter	3.966
5	66	N.Tuuli	4.531
6	38	H.Soomer	5.442
7	3	R.De Rosa	7.749
8	95	V.Takala	8.575
9	40	U.Orradre	8.833
10	53	V.Debise	9.571
11	28	G.van Straalen	9.796
12	5	P.Oettl	10.537
13	25	M.Brenner	11.709
14	24	L.Taccini	12.258
15	32	S.Morais	19.416
16	81	M.Gonzalez	25.733
17	4	S.Odendaal	26.739
18	64	J.Buis	30.046
19	57	M.Petratti	1'00.833

#### Lap 7

1	16	J.Cluzel	11'59.579
2	61	C.Oncu	0.326
3	77	D.Aegerter	4.468
4	66	N.Tuuli	4.817
5	56	P.Sebestyen	5.264
6	38	H.Soomer	6.662
7	3	R.De Rosa	8.572
8	95	V.Takala	9.320
9	40	U.Orradre	10.000
10	53	V.Debise	10.210
11	28	G.van Straalen	10.529
12	5	P.Oettl	11.759
13	25	M.Brenner	12.751
14	24	L.Taccini	13.339
15	32	S.Morais	22.198
16	81	M.Gonzalez	26.308
17	4	S.Odendaal	27.038
18	64	J.Buis	36.126
19	57	M.Petratti	1'05.965

#### Lap 8

1	16	J.Cluzel	13'42.269
2	61	C.Oncu	0.257
3	77	D.Aegerter	4.953
4	66	N.Tuuli	5.135
5	56	P.Sebestyen	5.646
6	38	H.Soomer	7.205
7	3	R.De Rosa	8.782
8	53	V.Debise	10.736
9	40	U.Orradre	11.096
10	28	G.van Straalen	11.340
11	95	V.Takala	11.464
12	5	P.Oettl	13.021
13	25	M.Brenner	13.885
14	24	L.Taccini	14.444
15	81	M.Gonzalez	26.260
16	4	S.Odendaal	27.467
17	32	S.Morais	27.727
18	64	J.Buis	40.655
19	57	M.Petratti	1'11.417

#### Lap 9

1	16	J.Cluzel	15'24.697
2	61	C.Oncu	0.286
3	77	D.Aegerter	5.310
4	66	N.Tuuli	5.646
5	56	P.Sebestyen	6.277
6	38	H.Soomer	7.884
7	3	R.De Rosa	9.372
8	53	V.Debise	11.717
9	28	G.van Straalen	11.823
10	40	U.Orradre	12.237
11	95	V.Takala	13.221
12	5	P.Oettl	14.260
13	25	M.Brenner	14.973
14	24	L.Taccini	16.014
15	81	M.Gonzalez	26.425
16	4	S.Odendaal	27.937
17	32	S.Morais	29.540
18	64	J.Buis	45.088
19	57	M.Petratti	1'17.767

#### Lap 10

1	16	J.Cluzel	17'07.627
2	61	C.Oncu	0.389
3	77	D.Aegerter	5.000
4	66	N.Tuuli	5.507
5	56	P.Sebestyen	6.403
6	38	H.Soomer	8.091
7	3	R.De Rosa	9.363
8	53	V.Debise	11.679
9	40	U.Orradre	12.432
10	95	V.Takala	13.318
11	28	G.van Straalen	13.543
12	25	M.Brenner	15.609
13	5	P.Oettl	15.766
14	24	L.Taccini	16.649
15	81	M.Gonzalez	25.909
16	4	S.Odendaal	27.839
17	32	S.Morais	31.948
18	64	J.Buis	48.566
19	57	M.Petratti	1'23.676

#### Lap 11

1	16	J.Cluzel	18'49.946
2	61	C.Oncu	0.468
3	77	D.Aegerter	5.497
4	66	N.Tuuli	5.758
5	56	P.Sebestyen	7.022
6	38	H.Soomer	8.510
7	53	V.Debise	12.783
8	95	V.Takala	14.852
9	28	G.van Straalen	14.969
10	25	M.Brenner	16.898

11	5	P.Oettl	17.456
12	24	L.Taccini	17.945
13	3	R.De Rosa	20.720
14	81	M.Gonzalez	26.175
15	4	S.Odendaal	28.321
16	32	S.Morais	35.602
17	40	U.Orradre	44.301
18	64	J.Buis	52.280
19	57	M.Petratti	1'29.828

#### Lap 12

1	16	J.Cluzel	20'32.399
2	61	C.Oncu	0.562
3	77	D.Aegerter	5.993
4	66	N.Tuuli	6.346
5	56	P.Sebestyen	8.234
6	38	H.Soomer	9.137
7	53	V.Debise	13.535
8	95	V.Takala	15.973
9	28	G.van Straalen	16.212
10	25	M.Brenner	18.213
11	5	P.Oettl	18.751
12	24	L.Taccini	19.207
13	81	M.Gonzalez	26.475
14	4	S.Odendaal	29.207
15	32	S.Morais	38.020
16	40	U.Orradre	46.357
17	64	J.Buis	57.531
18	57	M.Petratti	1'35.696

#### Lap 13

1	16	J.Cluzel	22'14.620
2	61	C.Oncu	0.692
3	77	D.Aegerter	6.633
4	66	N.Tuuli	6.837
5	56	P.Sebestyen	9.190
6	38	H.Soomer	9.953
7	53	V.Debise	14.192
8	95	V.Takala	17.257
9	28	G.van Straalen	17.434
10	25	M.Brenner	19.224
11	24	L.Taccini	20.597
12	5	P.Oettl	21.018
13	81	M.Gonzalez	26.820
14	32	S.Morais	40.521
15	40	U.Orradre	48.009
16	64	J.Buis	1'02.004
17	4	S.Odendaal	1'24.012
18	57	M.Petratti	

#### Lap 14

1	16	J.Cluzel	23'56.947
2	61	C.Oncu	0.621
3	77	D.Aegerter	7.031
4	66	N.Tuuli	7.198
5	56	P.Sebestyen	9.727
6	38	H.Soomer	10.318
7	53	V.Debise	14.781
8	95	V.Takala	18.523
9	28	G.van Straalen	18.717
10	25	M.Brenner	20.906
11	24	L.Taccini	21.988
12	5	P.Oettl	22.500
13	81	M.Gonzalez	27.122
14	32	S.Morais	42.969
15	40	U.Orradre	49.148
16	64	J.Buis	1'06.177
17	57	M.Petratti	

#### Lap 15

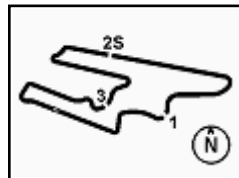
1	16	J.Cluzel	25'38.853
2	61	C.Oncu	1.091
3	77	D.Aegerter	7.507
4	66	N.Tuuli	7.988

17/10/2021

These data/results cannot be reproduced, stored and/or transmitted in whole or in part by any manner of electronic, mechanical, photocopying, recording, broadcasting or otherwise now known or herein after developed without the previous express consent by the copyright owner, except for reproduction in daily press and regular printed publications on sale to the public within 60 days of the event related to those data/results and always provided that copyright symbol appears together as follows below.

© DORNA WSBK ORGANIZATION Srl 2021





## Motul Argentinean Round, 15-17 October 2021

### Lap Chart Race 2

5	56	P.Sebestyen	10.918	3	77	D.Aegerter	7.682
6	38	H.Soomer	11.277	4	38	H.Soomer	12.152
7	53	V.Debise	15.600	5	56	P.Sebestyen	12.979
8	95	V.Takala	19.892	6	53	V.Debise	16.864
9	28	G.van Straalen	20.017	7	95	V.Takala	23.567
10	25	M.Brenner	22.478	8	28	G.van Straalen	23.805
11	24	L.Taccini	23.652	9	25	M.Brenner	27.164
12	5	P.Oettl	24.037	10	81	M.Gonzalez	27.790
13	81	M.Gonzalez	27.424	11	24	L.Taccini	29.576
14	32	S.Morais	45.117	12	5	P.Oettl	30.147
15	40	U.Orradre	50.861	13	32	S.Morais	54.122
16	64	J.Buis	1'10.975	14	40	U.Orradre	55.588
17	57	M.Petratti		15	64	J.Buis	1'30.591

#### Lap 16

1	16	J.Cluzel	27'21.071
2	61	C.Oncu	1.664
3	77	D.Aegerter	7.866
4	66	N.Tuuli	8.615
5	56	P.Sebestyen	11.669
6	38	H.Soomer	11.856
7	53	V.Debise	16.343
8	95	V.Takala	20.926
9	28	G.van Straalen	21.197
10	25	M.Brenner	23.763
11	24	L.Taccini	25.386
12	5	P.Oettl	25.597
13	81	M.Gonzalez	27.614
14	32	S.Morais	46.982
15	40	U.Orradre	52.226
16	64	J.Buis	1'17.045
17	57	M.Petratti	

#### Lap 17

1	16	J.Cluzel	29'03.708
2	61	C.Oncu	2.110
3	77	D.Aegerter	7.790
4	66	N.Tuuli	9.272
5	56	P.Sebestyen	12.049
6	38	H.Soomer	12.145
7	53	V.Debise	16.736
8	95	V.Takala	21.992
9	28	G.van Straalen	22.164
10	25	M.Brenner	24.975
11	5	P.Oettl	26.600
12	24	L.Taccini	26.992
13	81	M.Gonzalez	27.668
14	32	S.Morais	48.496
15	40	U.Orradre	53.027
16	64	J.Buis	1'21.987
17	57	M.Petratti	

#### Lap 18

1	16	J.Cluzel	30'46.274
2	61	C.Oncu	2.469
3	77	D.Aegerter	7.804
4	66	N.Tuuli	9.924
5	38	H.Soomer	12.476
6	56	P.Sebestyen	12.963
7	53	V.Debise	16.987
8	95	V.Takala	23.071
9	28	G.van Straalen	23.281
10	25	M.Brenner	26.509
11	5	P.Oettl	27.769
12	81	M.Gonzalez	28.083
13	24	L.Taccini	28.299
14	32	S.Morais	50.827
15	40	U.Orradre	54.283
16	64	J.Buis	1'26.232
17	57	M.Petratti	

#### Lap 19

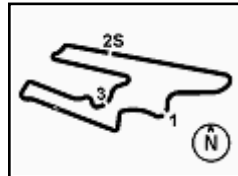
1	16	J.Cluzel	32'29.433
2	61	C.Oncu	2.157

17/10/2021

These data/results cannot be reproduced, stored and/or transmitted in whole or in part by any manner of electronic, mechanical, photocopying, recording, broadcasting or otherwise now known or herein after developed without the previous express consent by the copyright owner, except for reproduction in daily press and regular printed publications on sale to the public within 60 days of the event related to those data/results and always provided that copyright symbol appears together as follows below.

© DORNA WSBK ORGANIZATION Srl 2021





Motul Argentinean Round, 15-17 October 2021

Lap Chart Race 2

San Juan Villicum Circuit 4.276 m

4 / 4

### Race Pace Comparison

	16 Clu	61 Onc	77 Aeg	38 Soo	56 Seb	53 Deb	95 Tak	28 vSt	25 Bre	81 Gon	24 Tac	5 Oet	32 Mor	40 Orr
1	1'45.324	1'45.504	1'48.579	1'48.178	1'46.908	1'50.839	1'48.470	1'50.095	1'50.337	2'07.401	1'49.957	1'51.098	1'52.701	1'47.724
2	1'42.641	1'42.753	<b>1'42.096</b>	1'43.051	1'43.010	1'43.589	1'43.983	1'43.928	1'43.980	1'44.342	1'43.956	1'43.648	1'44.567	<b>1'42.805</b>
3	1'42.320	1'42.258	1'42.727	1'42.812	1'43.004	1'43.489	1'43.897	1'43.315	1'43.874	1'42.956	1'43.692	1'43.535	1'44.643	1'45.000
4	1'42.423	1'42.365	1'42.606	1'42.708	1'42.858	1'43.146	1'43.317	1'43.431	1'43.921	1'42.574	1'45.013	1'43.442	1'45.317	1'43.443
5	1'42.283	1'42.323	1'42.613	1'42.990	<b>1'42.618</b>	1'42.921	1'43.147	1'42.984	1'43.252	1'43.132	<b>1'43.369</b>	<b>1'42.978</b>	1'45.032	1'43.439
6	1'42.278	<b>1'42.201</b>	1'42.614	1'42.972	1'42.792	1'42.856	1'43.030	1'43.312	1'43.614	1'42.597	1'43.540	1'43.105	1'44.425	1'43.691
7	1'42.310	1'42.501	1'42.812	1'43.530	1'43.653	1'42.949	1'43.055	1'43.043	1'43.352	1'42.885	1'43.391	1'43.532	1'45.092	1'43.477
8	1'42.690	1'42.621	1'43.175	1'43.233	1'43.072	1'43.216	1'44.834	1'43.501	1'43.824	1'42.642	1'43.795	1'43.952	1'48.219	1'43.786
9	1'42.428	1'42.457	1'42.785	1'43.107	1'43.059	1'43.409	1'44.185	<b>1'42.911</b>	1'43.516	1'42.593	1'43.998	1'43.667	1'44.241	1'43.569
10	1'42.930	1'43.033	1'42.620	1'43.137	1'43.056	1'42.892	<b>1'43.027</b>	1'44.650	1'43.566	1'42.414	1'43.565	1'44.436	1'45.338	1'43.125
11	1'42.319	1'42.398	1'42.816	1'42.738	1'42.938	1'43.423	1'43.853	1'43.745	1'43.608	1'42.585	1'43.615	1'44.009	1'45.973	2'14.188
12	1'42.453	1'42.547	1'42.949	1'43.080	1'43.665	1'43.205	1'43.574	1'43.696	1'43.768	1'42.753	1'43.715	1'43.748	1'44.871	1'44.509
13	1'42.221	1'42.351	1'42.861	1'43.037	1'43.177	1'42.878	1'43.505	1'43.443	<b>1'43.232</b>	1'42.566	1'43.611	1'44.488	1'44.722	1'43.873
14	1'42.327	1'42.256	1'42.725	<b>1'42.692</b>	1'42.864	1'42.916	1'43.593	1'43.610	1'44.009	1'42.629	1'43.718	1'43.809	1'44.775	1'43.466
15	<b>1'41.906</b>	1'42.376	1'42.382	1'42.865	1'43.097	<b>1'42.725</b>	1'43.275	1'43.206	1'43.478	<b>1'42.208</b>	1'43.570	1'43.443	<b>1'44.054</b>	1'43.619
16	1'42.218	1'42.791	1'42.577	1'42.797	1'42.969	1'42.961	1'43.252	1'43.398	1'43.503	1'42.408	1'43.952	1'43.778	1'44.083	1'43.583
17	1'42.637	1'43.083	1'42.561	1'42.926	1'43.017	1'43.030	1'43.703	1'43.604	1'43.849	1'42.691	1'44.243	1'43.640	1'44.151	1'43.438
18	1'42.566	1'42.925	1'42.580	1'42.897	1'43.480	1'42.817	1'43.645	1'43.683	1'44.100	1'42.981	1'43.873	1'43.735	1'44.897	1'43.822
19	1'43.159	1'42.847	1'43.037	1'42.835	1'43.175	1'43.036	1'43.655	1'43.683	1'43.814	1'42.866	1'44.436	1'45.537	1'46.454	1'44.464

	64 Bui	66 Tuu	57 Pet	4 Ode	3 DeR	74 Gnz
1	1'52.887	1'47.243	2'16.649	2'07.428	1'49.463	1'50.630
2	1'47.516	1'42.810	1'48.506	1'43.822	1'43.289	
3	1'47.821	1'42.977	1'49.337	1'43.713	1'43.427	
4	1'46.488	1'43.210	1'48.236	1'43.285	1'43.029	
5	1'46.497	1'42.661	1'47.890	1'43.052	1'42.948	
6	1'46.106	1'42.899	1'47.484	1'42.708	<b>1'42.862</b>	
7	1'48.390	1'42.596	<b>1'47.442</b>	<b>1'42.609</b>	1'43.133	
8	1'47.219	1'43.008	1'48.142	1'43.119	1'42.900	
9	1'46.861	1'42.939	1'48.778	1'42.898	1'43.018	
10	1'46.408	1'42.791	1'48.839	1'42.832	1'42.921	
11	<b>1'46.033</b>	<b>1'42.570</b>	1'48.471	1'42.801	1'53.676	
12	1'47.704	1'43.041	1'48.321	1'43.339		
13	1'46.694	1'42.712	2'14.442	2'37.026		
14	1'46.500	1'42.688	2'16.781			
15	1'46.704	1'42.696	1'48.288			
16	1'48.288	1'42.845	1'48.884			
17	1'47.579	1'43.294	1'48.643			
18	1'46.811	1'43.218	1'51.238			
19	1'47.518					

17/10/2021

These data/results cannot be reproduced, stored and/or transmitted in whole or in part by any manner of electronic, mechanical, photocopying, recording, broadcasting or otherwise now known or herein after developed without the previous express consent by the copyright owner, except for reproduction in daily press and regular printed publications on sale to the public within 60 days of the event related to those data/results and always provided that copyright symbol appears together as follows below.

© DORNA WSBK ORGANIZATION Srl 2021

FICR PERUGIA TIMING



Official Tyre Supplier



Official Timekeeper

## Motul Argentinean Round, 15-17 October 2021

### Best Sector & Speed Race 2

San Juan Villicum Circuit 4.276 m

#### RESULTS

Pos	Rank	Name	Team	Laps
1	16	J. CLUZEL	Yamaha YZF R6	19
2	61	C. ONCU	Kawasaki ZX-6R	2.157
3	77	D. AEGERTER	Yamaha YZF R6	7.682
4	38	H. SOOMER	Yamaha YZF R6	12.152
5	56	P. SEBESTYEN	Yamaha YZF R6	12.979
6	53	V. DEBISE	Yamaha YZF R6	16.864
7	95	V. TAKALA	Yamaha YZF R6	23.567
8	28	G. VAN STRAALEN	Yamaha YZF R6	23.805
9	25	M. BRENNER	Yamaha YZF R6	27.164
10	81	M. GONZALEZ	Yamaha YZF R6	27.790
11	24	L. TACCINI	Yamaha YZF R6	29.576
12	5	P. OETTL	Kawasaki ZX-6R	30.147
13	32	S. MORAIS	Yamaha YZF R6	54.122
14	40	U. ORRADRE	Yamaha YZF R6	55.588
15	64	J. BUIS	Kawasaki ZX-6R	1'30.591
16	57	M. PETRATTI	Yamaha YZF R6	1 Lap
RET	66	N. TUULI	MV Agusta F3 675	1 Lap
RET	4	S. ODENDAAL	Yamaha YZF R6	6 Laps
RET	3	R. DE ROSA	Kawasaki ZX-6R	8 Laps
RET	74	A. GONZALEZ	Yamaha YZF R6	18 Laps

#### SPEED

Pos	Rank	Name	Team	Speed
1	81	M. GONZALEZ	Yamaha YZF R6	273.6
2	5	P. OETTL	Kawasaki ZX-6R	272.9
3	38	H. SOOMER	Yamaha YZF R6	272.3
4	95	V. TAKALA	Yamaha YZF R6	270.2
5	53	V. DEBISE	Yamaha YZF R6	270.2
6	61	C. ONCU	Kawasaki ZX-6R	269.6
7	77	D. AEGERTER	Yamaha YZF R6	269.6
8	16	J. CLUZEL	Yamaha YZF R6	268.9
9	4	S. ODENDAAL	Yamaha YZF R6	268.9
10	28	G. VAN STRAALEN	Yamaha YZF R6	268.2
11	56	P. SEBESTYEN	Yamaha YZF R6	268.2
12	3	R. DE ROSA	Kawasaki ZX-6R	266.9
13	66	N. TUULI	MV Agusta F3 675	266.2
14	40	U. ORRADRE	Yamaha YZF R6	266.2
15	24	L. TACCINI	Yamaha YZF R6	266.2
16	25	M. BRENNER	Yamaha YZF R6	265.6
17	32	S. MORAIS	Yamaha YZF R6	263.0
18	64	J. BUIS	Kawasaki ZX-6R	262.4
19	74	A. GONZALEZ	Yamaha YZF R6	260.5
20	57	M. PETRATTI	Yamaha YZF R6	259.2

#### SEG. 1

1	16	J. CLUZEL	21.880
2	61	C. ONCU	21.909
3	66	N. TUULI	21.929
4	77	D. AEGERTER	21.944
5	81	M. GONZALEZ	21.949
6	38	H. SOOMER	21.958
7	4	S. ODENDAAL	22.012
8	56	P. SEBESTYEN	22.026
9	95	V. TAKALA	22.042
10	53	V. DEBISE	22.067
11	24	L. TACCINI	22.092
12	3	R. DE ROSA	22.096
13	28	G. VAN STRAALEN	22.110
14	5	P. OETTL	22.111
15	40	U. ORRADRE	22.115
16	25	M. BRENNER	22.172
17	32	S. MORAIS	22.284
18	74	A. GONZALEZ	22.357
19	64	J. BUIS	22.757
20	57	M. PETRATTI	23.063

#### SEG. 2

1	4	S. ODENDAAL	26.993
2	38	H. SOOMER	27.085
3	16	J. CLUZEL	27.116
4	95	V. TAKALA	27.133
5	56	P. SEBESTYEN	27.141
6	61	C. ONCU	27.164
7	3	R. DE ROSA	27.179
8	53	V. DEBISE	27.184
9	66	N. TUULI	27.186
10	77	D. AEGERTER	27.188
11	5	P. OETTL	27.198
12	28	G. VAN STRAALEN	27.237
13	81	M. GONZALEZ	27.241
14	24	L. TACCINI	27.343
15	40	U. ORRADRE	27.364
16	25	M. BRENNER	27.374
17	32	S. MORAIS	27.712
18	74	A. GONZALEZ	27.837
19	64	J. BUIS	27.871
20	57	M. PETRATTI	28.209

#### SEG. 3

1	81	M. GONZALEZ	26.057
2	16	J. CLUZEL	26.064
3	77	D. AEGERTER	26.114
4	61	C. ONCU	26.229
5	38	H. SOOMER	26.244
6	53	V. DEBISE	26.256
7	3	R. DE ROSA	26.274
8	56	P. SEBESTYEN	26.274
9	25	M. BRENNER	26.281
10	66	N. TUULI	26.296
11	40	U. ORRADRE	26.349
12	28	G. VAN STRAALEN	26.355
13	95	V. TAKALA	26.384
14	4	S. ODENDAAL	26.420
15	5	P. OETTL	26.541
16	32	S. MORAIS	26.555
17	24	L. TACCINI	26.577
18	64	J. BUIS	27.215
19	74	A. GONZALEZ	27.500
20	57	M. PETRATTI	27.824

#### SEG. 4

1	61	C. ONCU	26.712
2	81	M. GONZALEZ	26.760
3	16	J. CLUZEL	26.791
4	77	D. AEGERTER	26.792
5	40	U. ORRADRE	26.799
6	66	N. TUULI	26.828
7	28	G. VAN STRAALEN	26.895
8	53	V. DEBISE	26.898
9	38	H. SOOMER	26.899
10	4	S. ODENDAAL	26.901
11	56	P. SEBESTYEN	26.921
12	5	P. OETTL	26.942
13	3	R. DE ROSA	26.971
14	95	V. TAKALA	26.995
15	24	L. TACCINI	27.056
16	25	M. BRENNER	27.091
17	32	S. MORAIS	27.302
18	74	A. GONZALEZ	27.700
19	64	J. BUIS	27.831
20	57	M. PETRATTI	28.123

17/10/2021

These data/results cannot be reproduced, stored and/or transmitted in whole or in part by any manner of electronic, mechanical, photocopying, recording, broadcasting or otherwise now known or herein after developed without the previous express consent by the copyright owner, except for reproduction in daily press and regular printed publications on sale to the public within 60 days of the event related to those data/results and always provided that copyright symbol appears together as follows below.

© DORNA WSBK ORGANIZATION Srl 2021

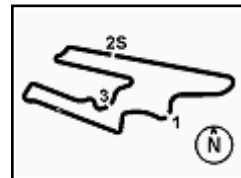
FICR PERUGIA TIMING



Official Tyre Supplier



Official Timekeeper



## Motul Argentinean Round, 15-17 October 2021

### Chronological Analysis Race 2

San Juan Villicum Circuit 4.276 m

Start at 13:30'24.025

**1 / 4**

1° 16 J. CLUZEL (1'41.906)							
Lap	Seg.1	Seg.2	Seg.3	Seg.4	Lap Time	km/h	Local Time
1		27.367	26.600	26.820	1'45.324	263,0	13:32'09.349
2	22.188	27.303	26.211	26.939	1'42.641	264,9	13:33'51.990
3	22.131	27.185	26.160	26.844	1'42.320	267,6	13:35'34.310
4	21.990	27.206	26.234	26.993	1'42.423	266,2	13:37'16.733
5	21.985	27.236	26.214	26.848	1'42.283	266,9	13:38'59.016
6	21.979	27.184	26.238	26.877	1'42.278	267,6	13:40'41.294
7	21.959	27.294	26.264	26.793	1'42.310	263,7	13:42'23.604
8	22.080	27.535	26.126	26.949	1'42.690	263,0	13:44'06.294
9	21.930	27.270	26.313	26.915	1'42.428	264,3	13:45'48.722
10	22.253	27.311	26.472	26.894	1'42.930	265,6	13:47'31.652
11	21.996	27.287	26.219	26.817	1'42.319	264,9	13:49'13.971
12	<b>21.880</b>	27.347	26.331	26.895	1'42.453	264,3	13:50'56.424
13	21.953	27.259	26.208	26.801	1'42.221	265,6	13:52'38.645
14	22.015	27.177	26.154	26.981	1'42.327	266,9	13:54'20.972
15	21.935	<b>27.116</b>	<b>26.064</b>	<b>26.791</b>	<b>1'41.906</b>	<b>268,9</b>	13:56'02.878
16	21.955	27.277	26.165	26.821	1'42.218	264,3	13:57'45.096
17	22.075	27.379	26.164	27.019	1'42.637	264,3	13:59'27.733
18	22.068	27.306	26.280	26.912	1'42.566	263,7	14:01'10.299
19	22.181	27.290	26.450	27.238	1'43.159	264,9	14:02'53.458
					Race Time	32'29.433	

4° 38 H. SOOMER (1'42.692)							
Lap	Seg.1	Seg.2	Seg.3	Seg.4	Lap Time	km/h	Local Time
1		27.724	27.010	27.178	1'48.178	258,0	13:32'12.203
2	22.221	27.379	26.508	26.943	1'43.051	263,0	13:33'55.254
3	22.218	27.182	<b>26.244</b>	26.168	1'42.812	<b>272,3</b>	13:35'38.066
4	22.083	27.260	26.410	26.955	1'42.708	266,9	13:37'20.774
5	22.249	27.346	26.307	27.088	1'42.990	266,9	13:39'03.764
6	22.074	27.331	26.437	27.130	1'42.972	265,6	13:40'46.736
7	22.553	27.322	26.521	27.134	1'43.530	261,7	13:42'30.266
8	22.084	27.442	26.639	27.068	1'43.233	260,5	13:44'13.499
9	<b>21.958</b>	27.366	26.563	27.220	1'43.107	261,1	13:45'56.606
10	22.022	27.330	26.554	27.231	1'43.137	263,0	13:47'39.743
11	22.105	27.318	26.416	<b>26.899</b>	1'42.738	263,0	13:49'22.481
12	22.005	27.491	26.574	27.010	1'43.080	261,7	13:51'05.561
13	22.140	27.367	26.447	27.083	1'43.037	262,4	13:52'48.598
14	22.074	<b>27.085</b>	26.462	27.071	<b>1'42.692</b>	263,7	13:54'31.290
15	22.185	27.149	26.488	27.043	1'42.865	268,2	13:56'14.155
16	22.087	27.146	26.469	27.095	1'42.797	264,9	13:57'56.952
17	22.144	27.234	26.489	27.059	1'42.926	259,9	13:59'39.878
18	22.236	27.253	26.404	27.004	1'42.897	261,1	14:01'22.775
19	22.010	27.177	26.511	27.137	1'42.835	263,0	14:03'05.610
					Race Time	32'41.585	

2° 61 C. ONCU (1'42.201)							
Lap	Seg.1	Seg.2	Seg.3	Seg.4	Lap Time	km/h	Local Time
1		27.309	26.675	26.823	1'45.504	263,7	13:32'09.529
2	22.533	27.216	26.292	<b>26.712</b>	1'42.753	263,7	13:33'52.282
3	22.022	<b>27.164</b>	26.264	26.808	1'42.258	<b>269,6</b>	13:35'34.540
4	22.008	27.165	26.273	26.919	1'42.365	268,9	13:37'16.905
5	22.018	27.205	26.263	26.837	1'42.323	268,2	13:38'59.228
6	21.968	27.214	<b>26.229</b>	26.790	<b>1'42.201</b>	268,2	13:40'41.429
7	22.060	27.213	26.418	26.810	1'42.501	262,4	13:42'23.930
8	<b>21.909</b>	27.630	26.249	26.833	1'42.621	261,1	13:44'06.551
9	21.982	27.334	26.284	26.857	1'42.457	262,4	13:45'49.008
10	22.160	27.257	26.735	26.881	1'43.033	266,9	13:47'32.041
11	21.919	27.231	26.351	26.897	1'42.398	264,9	13:49'14.439
12	21.955	27.467	26.338	26.787	1'42.547	261,7	13:50'56.986
13	22.028	27.266	26.253	26.804	1'42.351	263,7	13:52'39.337
14	22.012	27.220	26.246	26.778	1'42.256	264,9	13:54'21.593
15	22.052	27.166	26.332	26.826	1'42.376	267,6	13:56'03.969
16	22.113	27.357	26.371	26.950	1'42.791	261,7	13:57'46.760
17	22.353	27.441	26.406	26.883	1'43.083	260,5	13:59'29.843
18	22.075	27.451	26.405	26.994	1'42.925	260,5	14:01'12.768
19	22.153	27.296	26.413	26.985	1'42.847	261,1	14:02'55.615
					Race Time	32'31.590	

5° 56 P. SEBESTYEN (1'42.618)							
Lap	Seg.1	Seg.2	Seg.3	Seg.4	Lap Time	km/h	Local Time
1		27.290	26.742	26.953	1'46.908	263,7	13:32'10.933
2	22.214	27.381	26.441	26.974	1'43.010	264,3	13:33'53.943
3	22.254	27.295	26.315	27.140	1'43.004	<b>268,2</b>	13:35'36.947
4	22.293	27.223	26.421	<b>26.921</b>	1'42.858	265,6	13:37'19.805
5	22.128	<b>27.141</b>	26.354	26.995	<b>1'42.618</b>	266,2	13:39'02.423
6	22.118	27.187	26.363	27.124	1'42.792	265,6	13:40'45.215
7	22.153	27.334	27.085	27.081	1'43.653	263,0	13:42'28.868
8	22.086	27.454	26.532	27.000	1'43.072	263,7	13:44'11.940
9	<b>22.026</b>	27.424	26.530	27.079	1'43.059	263,7	13:45'54.999
10	22.144	27.367	26.517	27.028	1'43.056	264,3	13:47'38.055
11	22.056	27.360	26.500	27.022	1'42.938	264,3	13:49'20.993
12	22.125	27.474	26.885	27.181	1'43.665	263,7	13:51'04.658
13	22.226	27.542	<b>26.274</b>	27.135	1'43.177	262,4	13:52'47.835
14	22.117	27.312	26.422	27.013	1'42.864	264,9	13:54'30.699
15	22.194	27.246	26.555	27.102	1'43.097	267,6	13:56'13.796
16	22.125	27.302	26.440	27.102	1'42.969	263,0	13:57'56.765
17	22.183	27.328	26.373	27.133	1'43.017	263,7	13:59'39.782
18	22.455	27.378	26.578	27.069	1'43.480	261,7	14:01'23.262
19	22.126	27.210	26.535	27.304	1'43.175	264,9	14:03'06.437
					Race Time	32'42.412	

3° 77 D. AEGERTER (1'42.096)							
Lap	Seg.1	Seg.2	Seg.3	Seg.4	Lap Time	km/h	Local Time
1		27.459	26.975	27.096	1'48.579	265,6	13:32'12.604
2	22.002	<b>27.188</b>	<b>26.114</b>	<b>26.792</b>	<b>1'42.096</b>	266,2	13:33'54.700
3	22.254	27.346	26.191	26.936	1'42.727	<b>269,6</b>	13:35'37.427
4	22.148	27.194	26.382	26.882	1'42.606	268,2	13:37'20.033
5	22.141	27.300	26.298	26.874	1'42.613	266,2	13:39'02.646
6	22.098	27.218	26.324	26.974	1'42.614	267,6	13:40'45.260
7	22.252	27.209	26.287	27.064	1'42.812	267,6	13:42'28.072
8	22.133	27.595	26.441	27.006	1'43.175	261,1	13:44'11.247
9	22.031	27.484	26.264	27.006	1'42.785	262,4	13:45'54.032
10	22.052	27.392	26.364	26.812	1'42.620	262,4	13:47'36.652
11	22.006	27.418	26.342	27.050	1'42.816	262,4	13:49'19.468
12	22.079	27.571	26.362	26.937	1'42.949	261,7	13:51'02.417
13	22.035	27.469	26.376	26.981	1'42.861	263,0	13:52'45.278
14	22.008	27.282	26.361	27.074	1'42.725	264,3	13:54'28.003
15	22.022	27.307	26.159	26.894	1'42.382	265,6	13:56'10.385
16	21.965	27.358	26.284	26.970	1'42.577	261,7	13:57'52.962
17	21.996	27.329	26.325	26.911	1'42.561	261,1	13:59'35.523

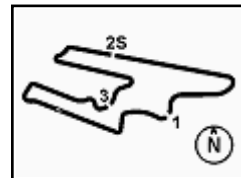
6° 53 V. DEBISE (1'42.725)							
Lap	Seg.1	Seg.2	Seg.3	Seg.4	Lap Time	km/h	Local Time
1		27.578	27.404	27.202	1'50.839	263,0	13:32'14.864
2	22.413	27.383	26.652	27.141	1'43.589	266,9	13:33'58.453
3	22.456	27.223	26.605	27.205	1'43.489	267,6	13:35'41.942
4	22.279	<b>27.184</b>	26.617	27.066	1'43.146	266,2	13:37'25.088
5	22.186	27.237	26.573	26.925	1'42.921	268,2	13:39'08.009
6	22.143	27.197	26.488	27.028	1'42.856	<b>270,2</b>	13:40'50.865
7	22.099	27.228	26.724	<b>26.898</b>	1'42.949	262,4	13:42'33.814
8	22.156	27.587	26.465	27.008	1'43.216	259,9	13:44'17.030
9	22.203	27.549	26.586	27.071	1'43.409	259,2	13:46'00.439
10	<b>22.067</b>	27.514	26.279	27.032	1'42.892	261,1	13:47'43.331
11	22.111	27.469	26.702	27.141	1'43.423	261,7	13:49'26.754
12	22.137	27.609	26.554	26.905	1'43.205	259,9	13:51'09.959
13	22.086	27.543	26.284	26.965	1'42.878	261,7	13:52'52.837
14	22.074	27.550	26.294	26.998	1'42.916	262,4	13:54'35.753

17/10/2021

P = Pits In/Out - C = Lap Time Cancelled

These data/results cannot be reproduced, stored and/or transmitted in whole or in part by any manner of electronic, mechanical, photocopying, recording, broadcasting or otherwise now known or herein after developed without the previous express consent by the copyright owner, except for reproduction in daily press and regular printed publications on sale to the public within 60 days of the event related to those data/results and always provided that copyright symbol appears together as follows below.

© DORNA WSBK ORGANIZATION Srl 2021



## Motul Argentinean Round, 15-17 October 2021

### Chronological Analysis Race 2

San Juan Villicum Circuit 4.276 m

Start at 13:30'24.025

2 / 4

15	22.124	27.356	<b>26.256</b>	26.989	<b>1'42.725</b>	264,9	13:56'18.478	12	22.294	27.815	26.508	27.151	1'43.768	255,6	13:51'14.637
16	22.121	27.413	26.457	26.970	1'42.961	260,5	13:58'01.439	13	22.332	27.528	<b>26.281</b>	<b>27.091</b>	<b>1'43.232</b>	258,6	13:52'57.869
17	22.175	27.389	26.446	27.020	1'43.030	259,9	13:59'44.469	14	22.350	27.702	26.641	27.316	1'44.009	259,2	13:54'41.878
18	22.119	27.459	26.339	26.900	1'42.817	258,6	14:01'27.286	15	22.424	27.380	26.406	27.268	1'43.478	262,4	13:56'25.356
19	22.166	27.358	26.445	27.067	1'43.036	261,7	14:03'10.322	16	22.291	27.446	26.446	27.320	1'43.503	257,4	13:58'08.859

Race Time 32'46.297

#### 7° 95 V. TAKALA (1'43.027)

Lap	Seg.1	Seg.2	Seg.3	Seg.4	Lap Time	km/h	Local Time
1		27.460	27.133	27.220	1'48.470	265,6	13:32'12.495
2	22.594	27.473	26.609	27.307	1'43.983	264,3	13:33'56.478
3	22.227	27.423	26.595	27.652	1'43.897	266,9	13:35'40.375
4	22.218	27.251	26.769	27.079	1'43.317	266,2	13:37'23.692
5	22.098	<b>27.133</b>	26.732	27.184	1'43.147	269,6	13:39'06.839
6	22.143	27.157	26.586	27.144	1'43.030	<b>270,2</b>	13:40'49.869
7	<b>22.042</b>	27.351	26.605	27.057	1'43.055	260,5	13:42'32.924
8	22.100	27.547	26.515	28.672	1'44.834	259,2	13:44'17.758
9	22.543	27.834	26.544	27.264	1'44.185	259,2	13:46'01.943
10	22.120	27.322	26.590	<b>26.995</b>	<b>1'43.027</b>	263,7	13:47'44.970
11	22.400	27.511	26.607	27.335	1'43.853	262,4	13:49'28.823
12	22.165	27.609	26.574	27.226	1'43.574	260,5	13:51'12.397
13	22.224	27.476	26.634	27.171	1'43.505	262,4	13:52'55.902
14	22.343	27.346	26.527	27.377	1'43.593	262,4	13:54'39.495
15	22.224	27.337	26.578	27.136	1'43.275	265,6	13:56'22.770
16	22.184	27.332	<b>26.384</b>	27.352	1'43.252	260,5	13:58'06.022
17	22.280	27.450	26.626	27.347	1'43.703	259,9	13:59'49.725
18	22.286	27.501	26.627	27.231	1'43.645	260,5	14:01'33.370
19	22.290	27.293	26.802	27.270	1'43.655	262,4	14:03'17.025

Race Time 32'53.000

#### 8° 28 G. VAN STRAALLEN (1'42.911)

Lap	Seg.1	Seg.2	Seg.3	Seg.4	Lap Time	km/h	Local Time
1		27.752	27.645	27.352	1'50.095	252,6	13:32'14.120
2	22.310	27.635	26.807	27.176	1'43.928	258,0	13:33'58.048
3	22.331	27.269	26.595	27.120	1'43.315	266,9	13:35'41.363
4	22.182	27.568	26.635	27.046	1'43.431	259,9	13:37'24.794
5	22.121	27.482	26.486	<b>26.895</b>	1'42.984	261,7	13:39'07.778
6	<b>22.110</b>	27.475	26.661	27.066	1'43.312	260,5	13:40'51.090
7	22.188	27.434	26.492	26.929	1'43.043	258,6	13:42'34.133
8	22.280	27.689	26.470	27.062	1'43.501	258,6	13:44'17.634
9	22.250	27.295	<b>26.355</b>	27.011	<b>1'42.911</b>	263,7	13:46'00.545
10	22.167	28.643	26.866	26.974	1'44.650	259,2	13:47'45.195
11	22.287	27.754	26.529	27.175	1'43.745	259,9	13:49'28.940
12	22.282	27.587	26.699	27.128	1'43.696	258,6	13:51'12.636
13	22.205	27.345	26.662	27.231	1'43.443	264,9	13:52'56.079
14	22.581	27.548	26.431	27.050	1'43.610	261,7	13:54'39.689
15	22.271	<b>27.237</b>	26.682	27.016	1'43.206	<b>268,2</b>	13:56'22.895
16	22.285	27.459	26.557	27.097	1'43.398	259,2	13:58'06.293
17	22.307	27.504	26.491	27.302	1'43.604	258,6	13:59'49.897
18	22.269	27.536	26.679	27.199	1'43.683	260,5	14:01'33.580
19	22.340	27.445	26.486	27.412	1'43.683	260,5	14:03'17.263

Race Time 32'53.238

#### 9° 25 M. BRENNER (1'43.232)

Lap	Seg.1	Seg.2	Seg.3	Seg.4	Lap Time	km/h	Local Time
1		27.823	27.737	27.530	1'50.337	255,6	13:32'14.362
2	22.384	27.472	26.902	27.222	1'43.980	<b>265,6</b>	13:33'58.342
3	22.415	<b>27.374</b>	26.836	27.249	1'43.874	<b>265,6</b>	13:35'42.216
4	22.385	27.421	27.011	27.104	1'43.921	264,9	13:37'26.137
5	22.231	27.443	26.479	27.099	1'43.252	264,3	13:39'09.389
6	22.267	27.470	26.639	27.238	1'43.614	262,4	13:40'53.003
7	<b>22.172</b>	27.536	26.473	27.171	1'43.352	256,8	13:42'36.355
8	22.227	27.685	26.641	27.271	1'43.824	255,6	13:44'20.179
9	22.191	27.610	26.540	27.165	1'43.516	258,0	13:46'03.695
10	22.220	27.523	26.555	27.268	1'43.566	261,1	13:47'47.261
11	22.394	27.569	26.363	27.282	1'43.608	258,6	13:49'30.869

#### 10° 81 M. GONZALEZ (1'42.208)

Lap	Seg.1	Seg.2	Seg.3	Seg.4	Lap Time	km/h	Local Time
1		27.721	26.670	27.256	2'07.401	257,4	13:32'31.426
2	22.705	27.326	27.432	26.879	1'44.342	264,3	13:34'15.768
3	22.189	27.272	26.520	26.975	1'42.956	264,9	13:35'58.724
4	22.072	27.274	26.325	26.903	1'42.574	261,1	13:37'41.298
5	21.989	27.467	26.270	27.406	1'43.132	261,1	13:39'24.430
6	22.150	<b>27.241</b>	26.392	26.814	1'42.597	261,7	13:41'07.027
7	22.083	27.342	26.494	26.966	1'42.885	257,4	13:42'49.912
8	22.076	27.429	26.268	26.869	1'42.642	258,6	13:44'32.554
9	22.102	27.375	26.326	26.790	1'42.593	259,2	13:46'15.147
10	<b>21.949</b>	27.426	26.214	26.825	1'42.414	261,1	13:47'57.561
11	22.026	27.439	26.251	26.869	1'42.585	259,2	13:49'40.146
12	22.069	27.514	26.374	26.796	1'42.753	258,6	13:51'22.899
13	22.111	27.390	26.305	<b>26.760</b>	1'42.566	262,4	13:53'05.465
14	22.074	27.369	26.303	26.883	1'42.629	263,0	13:54'48.094
15	22.023	27.337	<b>26.057</b>	26.791	<b>1'42.208</b>	264,3	13:56'30.302
16	22.014	27.353	26.157	26.884	1'42.408	260,5	13:58'12.710
17	22.100	27.427	26.312	26.852	1'42.691	259,9	13:59'55.401
18	22.055	27.330	26.557	27.039	1'42.981	264,3	14:01'38.382
19	22.244	27.410	26.314	26.898	1'42.866	<b>273,6</b>	14:03'21.248

Race Time 32'57.223

#### 11° 24 L. TACCINI (1'43.369)

Lap	Seg.1	Seg.2	Seg.3	Seg.4	Lap Time	km/h	Local Time
1		27.679	27.333	28.137	1'49.957	262,4	13:32'13.982
2	22.330	27.701	26.734	27.191	1'43.956	261,7	13:33'57.938
3	22.157	27.567	26.887	27.081	1'43.692	263,0	13:35'41.630
4	22.276	27.483	27.969	27.285	1'45.013	262,4	13:37'26.643
5	<b>22.092</b>	27.420	26.667	27.190	<b>1'43.369</b>	<b>266,2</b>	13:39'10.012
6	22.156	<b>27.343</b>	26.944	27.097	1'43.540	263,7	13:40'53.552
7	22.102	27.551	<b>26.577</b>	27.161	1'43.391	257,4	13:42'36.943
8	22.138	27.607	26.723	27.327	1'43.795	257,4	13:44'20.738
9	22.260	27.478	26.898	27.362	1'43.998	258,6	13:46'04.736
10	22.205	27.527	26.709	27.124	1'43.565	259,2	13:47'48.301
11	22.103	27.682	26.628	27.202	1'43.615	258,0	13:49'31.916
12	22.178	27.613	26.868	<b>27.056</b>	1'43.715	258,0	13:51'15.631
13	22.140	27.355	26.828	27.288	1'43.611	264,9	13:52'59.242
14	22.208	27.451	26.792	27.267	1'43.718	261,1	13:54'42.960
15	22.224	27.369	26.715	27.262	1'43.570	264,3	13:56'26.530
16	22.266	27.666	26.794	27.226	1'43.952	259,2	13:58'10.482
17	22.324	27.716	26.978	27.225	1'44.243	256,8	13:59'54.725
18	22.212	27.460	26.833	27.368	1'43.873	261,1	14:01'38.598
19	22.277	27.355	27.273	27.531	1'44.436	<b>266,2</b>	14:03'23.034

Race Time 32'59.009

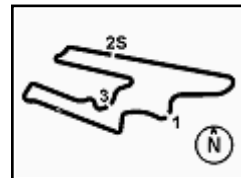
#### 12° 5 P. OETTL (1'42.978)

Lap	Seg.1	Seg.2	Seg.3	Seg.4	Lap Time	km/h	Local Time
1		27.660	26.885	27.052	1'51.098	259,9	13:32'15.123
2	22.523	27.340	26.810	26.975	1'43.648	269,6	13:33'58.771
3	22.398	27.310	26.630	27.197	1'43.535	<b>272,9</b>	13:35'42.306
4	22.527	<b>27.198</b>	26.775	<b>26.942</b>	1'43.442	271,6	13:37'25.748
5	<b>22.111</b>	27.267	26.629	26.971	<b>1'42.978</b>	266,2	13:39'08.726
6	22.226	27.312	<b>26.541</b>	27.026	1'43.105	264,9	13:40'51.831
7	22.226	27.438	26.717	27.151	1'43.532	258,6	13:42'35.363
8	22.205	27.728	26.872	27.147	1'43.952	256,8	13:44'19.315

17/10/2021

P = Pits In/Out - C = Lap Time Cancelled

These data/results cannot be reproduced, stored and/or transmitted in whole or in part by any manner of electronic, mechanical, photocopying, recording, broadcasting or otherwise now known or herein after developed without the previous express consent by the copyright owner, except for reproduction in daily press and regular printed publications on sale to the public within 60 days of the event related to those data/results and always provided that copyright symbol appears together as follows below.



## Motul Argentinean Round, 15-17 October 2021

### Chronological Analysis Race 2

San Juan Villicum Circuit 4.276 m

Start at 13:30'24.025

3 / 4

9	22.231	27.575	26.723	27.138	1'43.667	259,9	13:46'02.982	6	22.972	27.931	27.362	27.841	1'46.106	260,5	13:41'11.340
10	22.195	27.947	26.784	27.510	1'44.436	259,9	13:47'47.418	7	24.199	28.120	27.961	28.110	1'48.390	255,6	13:42'59.730
11	22.406	27.502	26.856	27.245	1'44.009	263,7	13:49'31.427	8	22.880	28.788	27.590	27.961	1'47.219	252,6	13:44'46.949
12	22.188	27.692	26.887	26.981	1'43.748	259,2	13:51'15.175	9	<b>22.757</b>	28.144	27.657	28.303	1'46.861	258,6	13:46'33.810
13	22.232	27.665	27.429	27.162	1'44.488	262,4	13:52'59.663	10	22.892	27.886	27.727	27.903	1'46.408	259,9	13:48'20.218
14	22.402	27.402	26.870	27.135	1'43.809	263,0	13:54'43.472	11	22.768	28.201	27.233	<b>27.831</b>	<b>1'46.033</b>	257,4	13:50'06.251
15	22.354	27.264	26.780	27.045	1'43.443	266,9	13:56'26.915	12	22.987	28.215	28.393	28.109	1'47.704	258,0	13:51'53.955
16	22.301	27.272	27.034	27.171	1'43.778	266,9	13:58'10.693	13	22.976	27.969	27.627	28.122	1'46.694	260,5	13:53'40.649
17	22.387	27.400	26.744	27.109	1'43.640	264,3	13:59'54.333	14	23.002	28.091	27.420	27.987	1'46.500	261,7	13:55'27.149
18	22.206	27.531	26.787	27.211	1'43.735	259,9	14:01'38.608	15	23.043	28.007	27.602	28.052	1'46.704	258,6	13:57'13.853
19	22.406	27.561	27.856	27.714	1'45.537	259,2	14:03'23.605	16	24.300	28.281	27.681	28.026	1'48.288	256,8	13:59'02.141

Race Time 32'59.580

#### 13° 32 S. MORAIS (1'44.054)

Lap	Seg.1	Seg.2	Seg.3	Seg.4	Lap Time	km/h	Local Time
1		28.374	28.371	28.161	1'52.701	246,3	13:32'16.726
2	22.568	27.906	26.666	27.427	1'44.567	261,1	13:34'01.293
3	22.454	27.744	26.810	27.635	1'44.643	<b>263,0</b>	13:35'45.936
4	22.656	28.084	27.016	27.561	1'45.317	258,6	13:37'31.253
5	22.469	27.900	26.876	27.787	1'45.032	259,9	13:39'16.285
6	22.381	27.728	26.897	27.419	1'44.425	259,2	13:41'00.710
7	22.554	27.877	26.899	27.762	1'45.092	255,0	13:42'45.802
8	25.203	28.608	26.863	27.545	1'48.219	248,0	13:44'34.021
9	<b>22.284</b>	<b>27.712</b>	26.801	27.444	1'44.241	257,4	13:46'18.262
10	22.530	28.178	26.915	27.715	1'45.338	252,6	13:48'03.600
11	22.515	28.678	27.268	27.512	1'45.973	251,4	13:49'49.573
12	22.492	28.153	26.924	<b>27.302</b>	1'44.871	251,4	13:51'34.444
13	22.497	27.819	26.917	27.489	1'44.722	255,6	13:53'19.166
14	22.500	27.843	26.980	27.452	1'44.775	255,6	13:55'03.941
15	22.456	27.715	<b>26.555</b>	27.328	<b>1'44.054</b>	259,2	13:56'47.995
16	22.301	27.727	26.641	27.414	1'44.083	258,0	13:58'32.078
17	22.294	27.751	26.703	27.403	1'44.151	259,2	14:00'16.229
18	22.535	27.796	26.748	27.818	1'44.897	258,6	14:02'01.126
19	22.440	27.810	26.990	29.214	1'46.454	259,9	14:03'47.580

Race Time 33'23.555

#### 14° 40 U. ORRADRE (1'42.805)

Lap	Seg.1	Seg.2	Seg.3	Seg.4	Lap Time	km/h	Local Time
1		27.532	26.753	26.968	1'47.724	259,2	13:32'11.749
2	22.139	27.390	<b>26.349</b>	26.927	<b>1'42.805</b>	262,4	13:33'54.554
3	22.371	27.393	27.688	27.548	1'45.000	<b>266,2</b>	13:35'39.554
4	22.512	27.448	26.615	26.868	1'43.443	262,4	13:37'22.997
5	22.261	<b>27.364</b>	26.734	27.080	1'43.439	264,3	13:39'06.436
6	22.219	27.378	26.849	27.245	1'43.691	264,9	13:40'50.127
7	22.392	27.542	26.744	<b>26.799</b>	1'43.477	258,6	13:42'33.604
8	22.202	27.858	26.801	26.925	1'43.786	260,5	13:44'17.390
9	22.222	27.567	26.846	26.934	1'43.569	259,2	13:46'00.959
10	22.235	27.577	26.475	26.838	1'43.125	260,5	13:47'44.084
11	<b>22.115</b>	27.400	27.219	27.454	2'14.188	261,1	13:49'58.272
12	22.807	27.766	26.776	27.160	1'44.509	258,0	13:51'42.781
13	22.500	27.581	26.630	27.162	1'43.873	262,4	13:53'26.654
14	22.271	27.615	26.581	26.999	1'43.466	263,0	13:55'10.120
15	22.331	27.495	26.670	27.123	1'43.619	260,5	13:56'53.739
16	22.408	27.515	26.657	27.003	1'43.583	259,2	13:58'37.322
17	22.198	27.598	26.632	27.010	1'43.438	259,2	14:00'20.760
18	22.431	27.662	26.648	27.081	1'43.822	260,5	14:02'04.582
19	22.430	27.689	26.912	27.433	1'44.464	261,1	14:03'49.046

Race Time 33'25.021

#### 15° 64 J. BUIS (1'46.033)

Lap	Seg.1	Seg.2	Seg.3	Seg.4	Lap Time	km/h	Local Time
1		28.104	28.298	28.498	1'52.887	260,5	13:32'16.912
2	23.178	28.043	27.366	28.929	1'47.516	260,5	13:34'04.428
3	22.832	<b>27.871</b>	29.125	27.993	1'47.821	<b>262,4</b>	13:35'52.249
4	22.876	27.886	27.707	28.019	1'46.488	259,9	13:37'38.737
5	22.861	28.114	<b>27.215</b>	28.307	1'46.497	260,5	13:39'25.234

#### RET 66 N. TUULI (1'42.570)

Lap	Seg.1	Seg.2	Seg.3	Seg.4	Lap Time	km/h	Local Time
1		27.622	26.960	27.089	1'47.243	257,4	13:32'11.268
2	22.129	27.350	26.503	<b>26.828</b>	1'42.810	263,7	13:33'54.078
3	22.285	27.268	26.349	27.075	1'42.977	<b>266,2</b>	13:35'37.055
4	22.356	27.393	26.615	26.846	1'43.210	262,4	13:37'20.265
5	22.172	<b>27.186</b>	26.437	26.866	1'42.661	<b>266,2</b>	13:39'02.926
6	22.178	27.292	<b>26.296</b>	27.133	1'42.899	264,3	13:40'45.825
7	22.076	27.330	26.304	26.886	1'42.596	259,9	13:42'28.421
8	22.023	27.424	26.611	26.950	1'43.008	258,6	13:44'11.429
9	22.116	27.272	26.573	26.978	1'42.939	261,1	13:45'54.368
10	22.139	27.415	26.403	26.834	1'42.791	259,2	13:47'37.159
11	<b>21.929</b>	27.408	26.360	26.873	<b>1'42.570</b>	260,5	13:49'19.729
12	22.049	27.569	26.440	26.983	1'43.041	258,0	13:51'02.770
13	22.081	27.378	26.410	26.843	1'42.712	261,1	13:52'45.482
14	22.035	27.271	26.424	26.958	1'42.688	264,3	13:54'28.170
15	22.157	27.208	26.394	26.937	1'42.696	264,3	13:56'10.866
16	22.027	27.371	26.472	26.975	1'42.845	259,2	13:57'53.711
17	22.053	27.401	26.663	27.177	1'43.294	255,6	13:59'37.005
18	22.093	27.562	26.555	27.008	1'43.218	255,6	14:01'20.223

Race Time 30'56.198

#### 17° 57 M. PETRATTI (1'47.442)

Lap	Seg.1	Seg.2	Seg.3	Seg.4	Lap Time	km/h	Local Time
1		29.096	28.436	28.355	2'16.649	253,8	13:32'40.674
2	23.438	28.597	28.185	28.286	1'48.506	258,0	13:34'29.180
3	23.471	28.553	28.554	28.759	1'49.337	257,4	13:36'18.517
4	23.492	28.496	27.940	28.308	1'48.236	257,4	13:38'06.753
5	23.537	<b>28.209</b>	27.872	28.272	1'47.890	<b>259,2</b>	13:39'54.643
6	23.255	28.247	27.859	<b>28.123</b>	1'47.484	255,0	13:41'42.127
7	<b>23.063</b>	28.281	<b>27.824</b>	28.274	<b>1'47.442</b>	253,8	13:43'29.569
8	23.112	28.483	27.909	28.638	1'48.142	255,0	13:45'17.711
9	23.376	28.407	28.390	28.605	1'48.778	254,4	13:47'06.489
10	23.659	28.344	28.496	28.340	1'48.839	256,2	13:48'55.328
11	23.328	28.621	28.142	28.380	1'48.471	253,8	13:50'43.799
12	23.438	28.455	27.950	28.478	1'48.321	256,8	13:52'32.120
13	23.663	28.483	32.508	49.788	2'14.442P	256,2	13:54'46.562
14	51.162	28.659	28.232	28.728	2'16.781P	254,4	13:57'03.343
15	23.390	28.326	28.169	28.403	1'48.288	254,4	13:58'51.631
16	23.330	28.578	28.461	28.515	1'48.884	253,8	14:00'40.515
17	23.569	28.236	28.422	28.416	1'48.643	255,6	14:02'29.158
18	23.824	28.616	29.542	29.256	1'51.238	248,0	14:04'20.396

Race Time 33'56.371

#### RET 4 S. ODENDAAL (1'42.609)

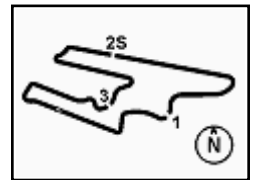
Lap	Seg.1	Seg.2	Seg.3	Seg.4	Lap Time	km/h	Local Time
1		27.919	27.730	27.637	2'07.428	263,0	13:32'31.453
2	22.551	27.341	26.784	27.146	1'43.822	266,2	13:34'15.275
3	22.305	27.306	26.979	27.123	1'43.713	267,6	13:35'58.988
4	22.148	<b>26.993</b>	26.510	27.634	1'43.285	<b>268,9</b>	13:37'42.273

17/10/2021

P = Pits In/Out - C = Lap Time Cancelled

These data/results cannot be reproduced, stored and/or transmitted in whole or in part by any manner of electronic, mechanical, photocopying, recording, broadcasting or otherwise now known or herein after developed without the previous express consent by the copyright owner, except for reproduction in daily press and regular printed publications on sale to the public within 60 days of the event related to those data/results and always provided that copyright symbol appears together as follows below.

© DORNA WSBK ORGANIZATION Srl 2021



Start at 13:30'24.025

5	22.135	27.090	26.473	27.354	1'43.052	267,6	13:39'25.325
6	22.207	27.005	<b>26.420</b>	27.076	1'42.708	266,9	13:41'08.033
7	22.061	27.012	26.575	26.961	<b>1'42.609</b>	264,9	13:42'50.642
8	22.225	27.208	26.595	27.091	1'43.119	264,9	13:44'33.761
9	22.192	27.118	26.516	27.072	1'42.898	264,3	13:46'16.659
10	22.129	27.139	26.474	27.090	1'42.832	266,9	13:47'59.491
11	22.165	27.234	26.448	26.954	1'42.801	264,9	13:49'42.292
12	22.221	27.396	26.821	<b>26.901</b>	1'43.339	263,7	13:51'25.631
13	<b>22.012</b>	27.300	26.596	1'21.118	2'37.026P	265,6	13:54'02.657

Race Time 23'38.632

RET	3 R. DE ROSA (1'42.862)						
Lap	Seg.1	Seg.2	Seg.3	Seg.4	Lap Time	km/h	Local Time
1		27.669	26.893	27.500	1'49.463	262,4	13:32'13.488
2	22.228	27.351	26.555	27.155	1'43.289	264,3	13:33'56.777
3	22.208	27.204	26.699	27.316	1'43.427	<b>266,9</b>	13:35'40.204
4	22.141	27.302	26.593	26.993	1'43.029	265,6	13:37'23.233
5	22.258	<b>27.179</b>	26.433	27.078	1'42.948	266,2	13:39'06.181
6	22.161	27.253	26.471	26.977	<b>1'42.862</b>	264,9	13:40'49.043
7	22.187	27.452	26.407	27.087	1'43.133	259,9	13:42'32.176
8	<b>22.096</b>	27.457	26.376	<b>26.971</b>	1'42.900	259,2	13:44'15.076
9	22.189	27.456	<b>26.274</b>	27.099	1'43.018	260,5	13:45'58.094
10	22.171	27.405	26.307	27.038	1'42.921	261,1	13:47'41.015
11	22.173	27.477	26.992	37.034	1'53.676	261,1	13:49'34.691

Race Time 19'10.666

RET	74 A. GONZALEZ						
Lap	Seg.1	Seg.2	Seg.3	Seg.4	Lap Time	km/h	Local Time
1		<b>27.837</b>	<b>27.500</b>	<b>27.700</b>	1'50.630	<b>260,5</b>	13:32'14.655

Race Time 1'50.630

17/10/2021 P = Pits In/Out - C = Lap Time Cancelled

These data/results cannot be reproduced, stored and/or transmitted in whole or in part by any manner of electronic, mechanical, photocopying, recording, broadcasting or otherwise now known or herein after developed without the previous express consent by the copyright owner, except for reproduction in daily press and regular printed publications on sale to the public within 60 days of the event related to those data/results and always provided that copyright symbol appears together as follows below.

© DORNA WSBK ORGANIZATION Srl 2021

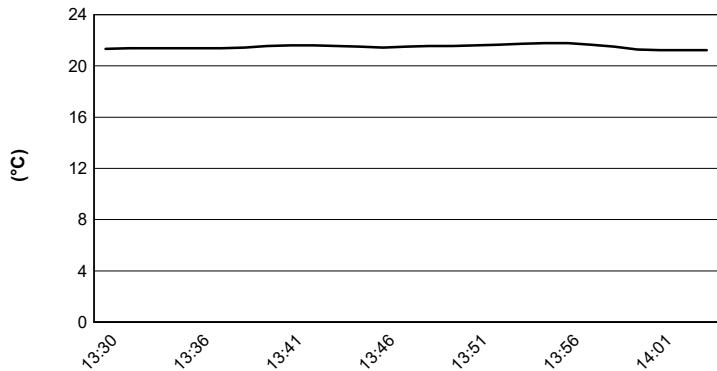
## Motul Argentinean Round, 15-17 October 2021

### Weather Report Race 2

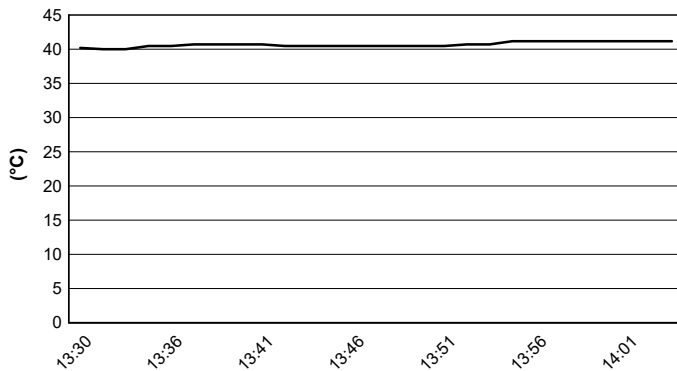
Session started 13:30 - Session ended 14:05

San Juan Villicum Circuit 4.276 m

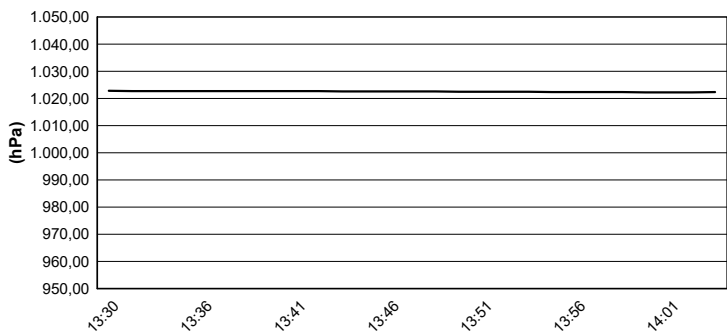
#### Air Temperature



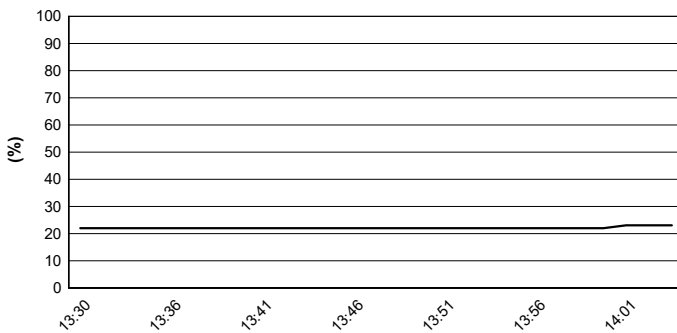
#### Track Temperature



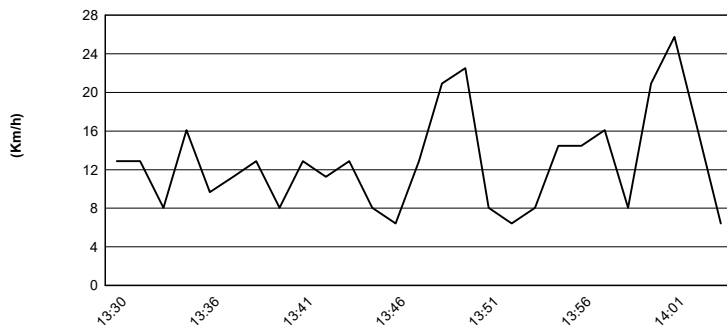
#### Air Pressure



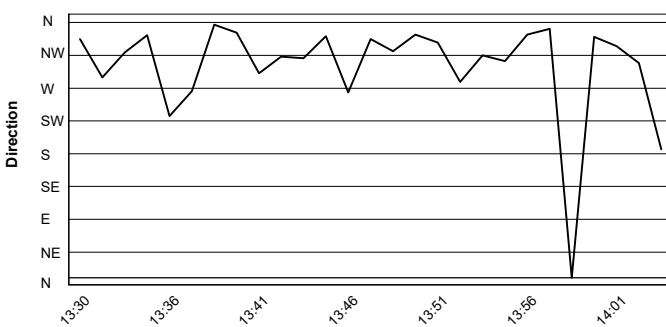
#### Humidity



#### Wind Speed



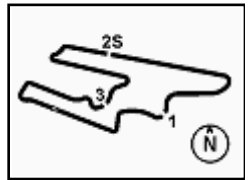
#### Wind Direction



17/10/2021

These data/results cannot be reproduced, stored and/or transmitted in whole or in part by any manner of electronic, mechanical, photocopying, recording, broadcasting or otherwise now known or herein after developed without the previous express consent by the copyright owner, except for reproduction in daily press and regular printed publications on sale to the public within 60 days of the event related to those data/results and always provided that copyright symbol appears together as follows below.

© DORNA WSBK ORGANIZATION Srl 2021



## Motul Argentinean Round, 15-17 October 2021 Manufacturers Standings

San Juan Villicum Circuit 4.276 m

Points	Points From First	Points From Previous	May 23		May 30		June 13		July 25		August 8		August 22		September 5		September 19		September 26		October 3		October 17		November 21	
			ARAGON	ESTORIL	MISANO	ASSEN	MOST	NAVARRA	MAGNY-COURS	BARCELONA	JEREZ	PORTIMAO	VILLICUM	MANDALIKA												
1	YAMAHA	525	25 1	25 1	25 1	25 1	25 1	25 1	25 1	25 1	25 1	25 1	25 1	25 1	25 1	25 1	25 1	25 1	25 1	25 1	25 1	25 1	25 1	25 1		
2	KAWASAKI	314	20 2	16 2	10 2	16 2	16 2	13 2	9 2	10 2	9 2	16 2	16 2	20 2	13 2	8 2	16 2	20 2								
3	MV AGUSTA	120		5 3	8 3	7 3	8 3	7 3	8 3	6 3	9 3	11 3	16 3	16 3	11 3	8 3										
4	SUZUKI	3								3 4	4 4	4 4	4 4	4 4	4 4	4 4	4 4	4 4	4 4	4 4	4 4	4 4	4 4	4 4	4 4	

17/10/2021 First Line: Championship Standings - Second Line: Ranking Progression

These data/results cannot be reproduced, stored and/or transmitted in whole or in part by any manner of electronic, mechanical, photocopying, recording, broadcasting or otherwise now known or herein after developed without the previous express consent by the copyright owner, except for reproduction in daily press and regular printed publications on sale to the public within 60 days of the event related to those data/results and always provided that copyright symbol appears together as follows below.

© DORNA WSBK ORGANIZATION Srl 2021

FICR PERUGIA TIMING



Official Tyre Supplier

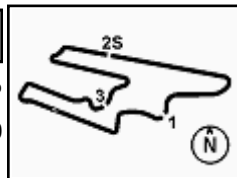


Official Timekeeper









## Motul Argentinean Round, 15-17 October 2021

### Race Winners

San Juan Villicum Circuit 4.276 m

	2018	2019	2020	2021
<b>01 Aragon</b>	Cortese S. (GER) YAM	Krummenacher R. (SUI) YAM	RC1: Locatelli A. (ITA) YAM RC2: Locatelli A. (ITA) YAM	RC1: Odendaal S. (RSA) YAM RC2: Odendaal S. (RSA) YAM
<b>02 Estoril</b>			RC1: Locatelli A. (ITA) YAM RC2: Mahias L. (FRA) KAW	RC1: Odendaal S. (RSA) YAM RC2: Aegerter D. (SUI) YAM
<b>03 Misano</b>	Caricasulo F. (ITA) YAM	Krummenacher R. (SUI) YAM		RC1: Aegerter D. (SUI) YAM RC2: Aegerter D. (SUI) YAM
<b>04 Assen</b>	Cluzel J. (FRA) YAM	Caricasulo F. (ITA) YAM		RC1: Aegerter D. (SUI) YAM RC2: Aegerter D. (SUI) YAM
<b>05 Most</b>				RC1: Odendaal S. (RSA) YAM RC2: Aegerter D. (SUI) YAM
<b>06 Navarra</b>				RC1: Aegerter D. (SUI) YAM RC2: Aegerter D. (SUI) YAM
<b>07 Magny-Cours</b>	Cluzel J. (FRA) YAM	Mahias L. (FRA) KAW	RC1: Locatelli A. (ITA) YAM RC2: Mahias L. (FRA) KAW	RC1: Aegerter D. (SUI) YAM RC2: Gonzalez M. (ESP) YAM
<b>08 Barcelona</b>			RC1: Verdoia A. (FRA) YAM RC2: Locatelli A. (ITA) YAM	RC1: Krummenacher R. (SUI) YAM RC2: Gonzalez M. (ESP) YAM
<b>09 Jerez</b>		Caricasulo F. (ITA) YAM	RC1: Locatelli A. (ITA) YAM RC2: Locatelli A. (ITA) YAM	Aegerter D. (SUI) YAM
<b>10 Portimao</b>	Mahias L. (FRA) YAM	Caricasulo F. (ITA) YAM	RC1: Locatelli A. (ITA) YAM RC2: Locatelli A. (ITA) YAM	RC1: Cluzel J. (FRA) YAM RC2: Odendaal S. (RSA) YAM
<b>11 Villicum</b>	Cluzel J. (FRA) YAM	Cluzel J. (FRA) YAM		RC1: Cluzel J. (FRA) YAM RC2: Cluzel J. (FRA) YAM
<b>12 Mandalika</b>				

### 2021

- 10 D. Aegerter
- 5 S. Odendaal
- 3 J. Cluzel
- 2 M. Gonzalez
- 1 R. Krummenacher

### ALL TIMES

- |                   |                   |               |                   |
|-------------------|-------------------|---------------|-------------------|
| 43 K. Sofuoglu    | 6 C. Davies       | 3 K. Smith    | 1 M. Roccoli      |
| 23 J. Cluzel      | 6 K. Fujiwara     | 2 J. Brookes  | 1 R. Rolfo        |
| 16 F. Foret       | 6 B. Parkes       | 2 S. Cortese  | 1 Y. Tiberio      |
| 12 S. Charpentier | 6 J. Teuchert     | 2 M. Gonzalez | 1 N. Tuuli        |
| 12 E. Laverty     | 6 M. van der Mark | 2 P. Jacobsen | 1 J. Vd Goorbergh |
| 12 A. Locatelli   | 5 C. Crutchlow    | 2 A. West     | 1 A. Verdoia      |
| 11 K. Muggeridge  | 5 S. Odendaal     | 2 R. Xaus     | 1 R. Wilairot     |
| 10 D. Aegerter    | 4 K. Curtain      | 1 A. Badovini | 1 L. Zanetti      |
| 9 L. Mahias       | 4 C. Vermeulen    | 1 P. Bontempi | 1 W. Zeelenberg   |
| 8 S. Lowes        | 4 J. Whitham      | 1 L. Lanzi    |                   |
| 7 R. Krummenacher | 3 C. Kellner      | 1 S. Morais   |                   |
| 7 A. Pitt         | 3 J. Lascorz      | 1 G. Nannelli |                   |
| 6 F. Caricasulo   | 3 I. MacPherson   | 1 M. Pirro    |                   |
| 6 P. Casoli       | 3 J. Rea          | 1 G. Rea      |                   |
| 6 S. Chambon      | 3 L. Scassa       | 1 P. Riba     |                   |

17/10/2021

These data/results cannot be reproduced, stored and/or transmitted in whole or in part by any manner of electronic, mechanical, photocopying, recording, broadcasting or otherwise now known or herein after developed without the previous express consent by the copyright owner, except for reproduction in daily press and regular printed publications on sale to the public within 60 days of the event related to those data/results and always provided that copyright symbol appears together as follows below.

© DORNA WSBK ORGANIZATION Srl 2021

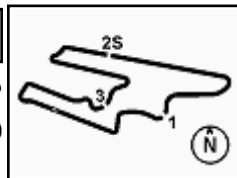
FICR PERUGIA TIMING



Official Tyre Supplier



Official Timekeeper



## Motul Argentinean Round, 15-17 October 2021

### Best Laps & Speeds

No.	Rider Bike	Nat	Best Lap		FP1		FP2		SP		RC1		WUP		RC2	
			LL	SPD	LL	SPD	LL	SPD	LL	SPD	LL	SPD	LL	SPD	LL	SPD
1	<b>16 J. CLUZEL</b> Yamaha YZF R6	FRA	<b>1'41.740</b>	80 268,8	1'44.257	3 266,9	1'41.926	21 <b>268,8</b>	<b>1'41.740</b>	10 <b>268,8</b>	1'42.147	19 267,5	1'41.997	8 267,5	1'41.906	19 <b>268,8</b>
2	<b>81 M. GONZALEZ</b> Yamaha YZF R6	ESP	<b>1'42.023</b>	89 275,0	1'43.173	16 267,5	1'42.721	21 <b>275,0</b>	1'42.080	7 266,2	1'42.326	19 272,2	<b>1'42.023</b>	7 264,9	1'42.208	19 273,6
3	<b>4 S. ODENDAAL</b> Yamaha YZF R6	RSA	<b>1'42.075</b>	84 273,6	1'44.042	19 269,5	1'43.124	17 271,5	<b>1'42.075</b>	7 270,9	1'42.418	19 <b>273,6</b>	1'42.768	9 270,9	1'42.609	13 268,8
4	<b>77 D. AEGERTER</b> Yamaha YZF R6	SUI	<b>1'42.096</b>	94 270,9	1'43.125	19 267,5	1'42.833	20 269,5	1'42.173	8 267,5	1'42.654	19 <b>270,9</b>	1'42.554	9 264,2	<b>1'42.096</b>	19 269,5
5	<b>61 C. ONCU</b> Kawasaki ZX-6R	TUR	<b>1'42.136</b>	95 271,5	1'43.576	20 268,8	1'43.162	20 265,5	<b>1'42.136</b>	8 <b>271,5</b>	1'42.269	19 268,2	1'42.339	9 267,5	1'42.201	19 269,5
6	<b>53 V. DEBISE</b> Yamaha YZF R6	FRA	<b>1'42.199</b>	95 270,2	1'43.836	19 263,0	1'43.241	19 264,9	<b>1'42.199</b>	10 265,5	1'42.709	19 267,5	1'42.970	9 263,6	1'42.725	19 <b>270,2</b>
7	<b>3 R. DE ROSA</b> Kawasaki ZX-6R	ITA	<b>1'42.348</b>	82 268,2	1'43.741	18 264,2	1'43.097	21 267,5	<b>1'42.348</b>	8 266,9	1'42.675	15 <b>268,2</b>	1'42.873	9 266,9	1'42.862	11 266,9
8	<b>56 P. SEBESTYEN</b> Yamaha YZF R6	HUN	<b>1'42.508</b>	92 272,9	1'44.030	18 268,8	1'42.941	19 270,9	<b>1'42.508</b>	8 268,2	1'42.949	19 <b>272,9</b>	1'42.601	9 266,9	1'42.618	19 268,2
9	<b>66 N. TUULI</b> MV Agusta F3 675	FIN	<b>1'42.570</b>	87 267,5	1'44.207	17 262,3	1'42.996	16 259,8	1'42.710	8 264,2	1'43.248	19 <b>267,5</b>	1'42.586	9 262,3	<b>1'42.570</b>	18 266,2
10	<b>38 H. SOOMER</b> Yamaha YZF R6	EST	<b>1'42.692</b>	93 272,2	1'43.846	19 265,5	1'43.180	18 270,2	1'42.790	9 268,2	1'43.446	19 270,9	1'43.210	9 269,5	<b>1'42.692</b>	19 <b>272,2</b>
11	<b>40 U. ORRADRE</b> Yamaha YZF R6	ESP	<b>1'42.728</b>	91 270,9	1'44.784	16 264,9	1'43.533	21 269,5	<b>1'42.728</b>	7 270,2	1'43.702	19 <b>270,9</b>	1'43.150	9 263,0	1'42.805	19 266,2
12	<b>5 P. OETTL</b> Kawasaki ZX-6R	GER	<b>1'42.745</b>	88 272,9	1'44.753	17 268,8	1'43.802	18 <b>272,9</b>	<b>1'42.745</b>	8 268,8	1'43.094	19 271,5	1'43.026	7 264,2	1'42.978	19 <b>272,9</b>
13	<b>25 M. BRENNER</b> Yamaha YZF R6	SUI	<b>1'42.858</b>	92 267,5	1'44.425	18 264,9	1'43.407	19 265,5	<b>1'42.858</b>	8 266,9	1'43.396	19 <b>267,5</b>	1'43.496	9 260,4	1'43.232	19 265,5
14	<b>28 G. VAN STRAALLEN</b> Yamaha YZF R6	NED	<b>1'42.911</b>	92 270,2	1'44.887	18 263,6	1'43.085	18 267,5	1'43.194	9 263,6	1'43.296	19 <b>270,2</b>	1'43.359	9 264,2	<b>1'42.911</b>	19 268,2
15	<b>95 V. TAKALA</b> Yamaha YZF R6	FIN	<b>1'43.010</b>	95 272,9	1'44.330	20 265,5	1'43.465	19 268,8	<b>1'43.010</b>	9 267,5	1'43.310	19 <b>272,9</b>	1'43.499	9 268,2	1'43.027	19 270,2
16	<b>24 L. TACCINI</b> Yamaha YZF R6	ITA	<b>1'43.369</b>	89 268,8	1'47.655	16 263,0	1'45.583	18 266,9	1'44.491	8 266,9	1'44.750	19 <b>268,8</b>	1'43.723	9 263,6	<b>1'43.369</b>	19 266,2
17	<b>32 S. MORAIS</b> Yamaha YZF R6	POR	<b>1'43.815</b>	96 266,9	1'45.221	19 261,1	1'44.410	21 265,5	1'43.908	9 261,7	1'43.908	19 <b>266,9</b>	1'44.332	9 262,3	1'44.054	19 263,0
18	<b>74 A. GONZALEZ</b> Yamaha YZF R6	ARG	<b>1'43.820</b>	68 270,9	1'46.635	16 264,2	1'44.021	17 264,9	<b>1'43.820</b>	7 262,3	1'44.085	19 <b>270,9</b>	1'44.541	9 260,4		
19	<b>64 J. BUIS</b> Kawasaki ZX-6R	NED	<b>1'45.614</b>	91 268,8	1'51.450	17 263,0	1'48.123	19 266,2	1'46.086	8 266,2	1'45.916	19 <b>268,8</b>	<b>1'45.614</b>	9 263,6	1'46.033	19 262,3
20	<b>57 M. PETRATTI</b> Yamaha YZF R6	ARG	<b>1'46.403</b>	57 267,5	1'50.359	6 261,1	1'48.679	14 260,4	<b>1'46.403</b>	6 261,7	1'46.819	13 <b>267,5</b>			1'47.442	18 259,2

17/10/2021

These data/results cannot be reproduced, stored and/or transmitted in whole or in part by any manner of electronic, mechanical, photocopying, recording, broadcasting or otherwise now known or herein after developed without the previous express consent by the copyright owner, except for reproduction in daily press and regular printed publications on sale to the public within 60 days of the event related to those data/results and always provided that copyright symbol appears together as follows below.

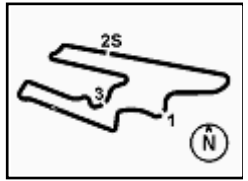
© DORNA WSBK ORGANIZATION Srl 2021

**FICR PERUGIA TIMING**


Official Tyre Supplier



Official Timekeeper



**Motul Argentinean Round, 15-17 October 2021**  
**Pirelli Best Lap Award**

San Juan Villicum Circuit 4.276 m

	Points	Points From First	Points From Previous	May 23 ARAGON	May 30 ESTORIL	June 13 MISANO	July 25 ASSEN	August 8 MOST	August 22 NAVARRA	September 5 MAGNY-COURS	September 19 BARCELONA	September 26 JEREZ	October 3 PORTIMAO	October 17 VILVICUM	November 21 MANDALIKA			
1 <b>AEGERTER</b> Dominique (SUI)	7					1	1	1	1	1		1						
2 <b>CLUZEL</b> Jules (FRA)	3	4											1	1	1			
3 <b>GONZALEZ</b> Manuel (ESP)	3	4	0			1		1		1								
4 <b>DE ROSA</b> Raffaele (ITA)	2	5	1	1	1													
5 <b>TUULI</b> Niki (FIN)	2	5	0	1	1													
6 <b>CARICASULO</b> Federico (ITA)	1	6	1										1					
7 <b>ONCU</b> Can Alexander (TUR)	1	6	0								1							
8 <b>FABRIZIO</b> Michel (ITA)	1	6	0								1							
9 <b>ODENDAAL</b> Steven (RSA)	1	6	0					1										

17/10/2021

First Line: Championship Standings - Second Line: Ranking Progression

These data/results cannot be reproduced, stored and/or transmitted in whole or in part by any manner of electronic, mechanical, photocopying, recording, broadcasting or otherwise now known or herein after developed without the previous express consent by the copyright owner, except for reproduction in daily press and regular printed publications on sale to the public within 60 days of the event related to those data/results and always provided that copyright symbol appears together as follows below.

© DORNA WSBK ORGANIZATION Srl 2021

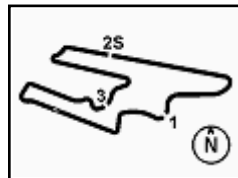
FICR PERUGIA TIMING



Official Tyre Supplier



Official Timekeeper



## Motul Argentinean Round, 15-17 October 2021

### Rider's Performance

San Juan Villicum Circuit 4.276 m

1 / 2

Rider	Points	Points From First	Points From Previous	May 23 ARAGON			May 30 ESTORIL			June 13 MISANO			July 25 ASSEN			August 8 MOST			August 22 NAVARRA			September 5 MAGNY-COURS			September 19 BARCELONA			September 26 JEREZ			October 3 PORTIMAO			October 17 VILVICUM			November 21 MANDALIKA		
				G	1	2	G	1	2	G	1	2	G	1	2	G	1	2	G	1	2	G	1	2	G	1	2	G	1	2	G	1	2	G	1	2			
1 AEGERTER	381			5	2	5	5	4	1	1	1	1	1	1	2	4	1	1	1	1	2	1	2		2	1	2	3	5	5	5	3							
2 ODENDAAL	313	68		4	1	1	3	1	Rt	6	3	5	2	2	13	7	1	2	3	2	2	13	2	6	6	8	7	7	8	7	6	1	2	4	Rt				
3 GONZALEZ	275	106	38	12	5	11	10	5	4	3	5	4	5	6	6	1	2	3	2	Rt		5	4	1	1	2	1	4	4	4	2	4	3	2	10				
4 OETTL	241	140	34	3	3	Rt	2	2	3	7	6	6	3	3	2	3	3	4	7	7	6	9	7	4	5	5	8	1	2	9	9	8	11	11	12				
5 CLUZEL	241	140	0	1	Rt	3	4	3	12	4	4	3	7	4	4	4	7	Rt	4	4	5	6	3	Rt		12	10	1	1	2	1	1	1						
6 ONCU	163	218	78	16	10	14	12	Rt	7	9	8	Nc	12	7	7	9	8	9	24	8	Rt	11	8	3	10	4	Rt	9	6	5	8	10	4	3	2				
7 BERNARDI	161	220	2	10	4	Rt	9	7	2	2	2	2	10	12	5	5	6	5	5	3	3	1	5	Rt															
8 CARICASULO	142	239	19	6	6	18	1	12	6	11	Rt	9	9	8	Rt	12	5	6	6	5	4	8	6	7	9	18	6	3	5	8	14	3							
9 KRUMMENACHER	140	241	2	15	11	9	11	9	9	8	7	Rt	6	5	3	18	11	Rt	11	6	Nc	19	11	14	2	1	4	5	Rt	13	7	7							
10 DE ROSA	137	244	3	13	9	2	6	6	Rt	10	Rt	7	8	Rt	Rt	14	12	10	12	Rt	9	15	9	9	4	3	2	8	7	6	4	14	7	Rt	Rt				
11 TUULI	120	261	17	2	Rt		7	11	8	15	9	Rt	11	Rt	8	8	9	8	10	10	7	3	Rt	5	3	19	3	6	3	3	5	Rt	9	8	Rt				
12 SOOMER	89	292	31	8	7	4	8	8	5	5	Rt	10	4						24	15	17	8	7	11	15	12	15	13	13	12	12	4							
13 SEBESTYEN	64	317	25							14	11	12	15	10	18	26	Rt	17	16	Rt	10	15	9	15	17	13	16	11	9	8	7	5							
14 BERGMAN	47	334	17	9	8	6	14	10	11	18	Rt	11						20	15	12	21	22	13	18	12	Rt	20	15	22										
15 ALCOBA	40	341	7	7	Rt	7	15	13	10	21	16	8	15	9	9	13	Rt							21	29	19	19												
16 TAKALA	38	343	2	20	Rt	8	20	18	13	28	14	Rt	13	Rt	10	24	16	Rt	18	14	16	26	Rt	Rt	26	14	20	26	Rt	24	21	19	14	10	7				
17 MANFREDI	36	345	2	17	13	12	13	Rt	14	22	12	Rt	16	15	11	16	13	Rt	21	17	19	7	12	11	16	30	Rt	14	17	14	Rt	11							
18 BRENNER	35	346	1										17	25	12	14	23	10	18	18	16	17	27	5	16	11	17	19	17	13	14	9							
19 DEBISE	29	352	6										6	Rt	7				4	Rt																			
20 VAN STRAALLEN	28	353	1																						12	10	9	11	Rt	11	Rt	Rt	15	9	8				
21 HENDRA PRATAM	24	357	4	24	15	10	21	20	19	25	13	14	24	14	Rt	23	14		16	11	Rt	28	Rt	20	28	13	22	24	Rt	25	22	21							
22 JESPERSEN	22	359	2																8	9	8				23	11	14												
23 MONTELLA	16	365	6																																				
24 VERDOIA	14	367	2																						10	10	8	13	Rt										
25 MORAIS	13	368	1										17	10	14	22	27	15																					
26 SANCHIS MARTINI	12	369	1																13	13	11	23	20	18	22	Rt	23	23	16	20	Rt	12							
27 HOBELSBERGER	11	370	1													10	19																						
28 ARBEL	10	371	1																																				
29 FROSSARD	10	371	0	23	16	16	19	14	15	31	19	Rt	27	18	18	30	23	16	27	21		17	13	12	30	20	Rt	33	20	26	23	22							
30 TACCINI	9	372	1	27	19	19	22	17	Rt	29	15	19	20	16	16	32	Nc	Rt	29	24	18	25	17	23	27	23	13	31	19	23	16	Rt	18	17	11				
31 FULIGNI	7	374	2	11	Rt	17	17	Rt	16	13	23	21	23	17	Rt	19	15	17	17	20	13	14	16	15	7	25	16	13	14	18	17	16							
32 PATACCA	7	374	0							19	Rt	13																											
33 HERRERA	7	374	0	18	12	13	23	19	20	20	Rt	Nc	25	Rt	20				25	19	22	27	21	19															
34 MANZI	7	374	0																																				

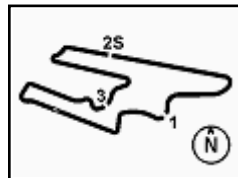
SP = Superpole - 1 = Race 1 - 2 = Race 2  
Ns = Did Not Start - Rt = Retired - Ex = Excluded

17/10/2021

These data/results cannot be reproduced, stored and/or transmitted in whole or in part by any manner of electronic, mechanical, photocopying, recording, broadcasting or otherwise now known or herein after developed without the previous express consent by the copyright owner, except for reproduction in daily press and regular printed publications on sale to the public within 60 days of the event related to those data/results and always provided that copyright symbol appears together as follows below.

© DORNA WSBK ORGANIZATION Srl 2021




**Motul Argentinean Round, 15-17 October 2021**
**Rider's Performance**

San Juan Villicum Circuit 4.276 m

2 / 2

	Points	Points From First	Points From Previous	May 23	May 30	June 13	July 25	August 8	August 22	September 5	September 19	September 26	October 3	October 17	November 21				
				ARAGON	ESTORIL	MISANO	ASSEN	MOST	NAVARRA	MAGNY-COURS	BARCELONA	JEREZ	PORTIMAO	VILLICUM	MANDALIKA	G 1	G 2	G 1	G 2
35 ORRADRE	7	374	0							12 14 24	14 16 18	18	Rt	21 26	Rt	10 13 14			
36 FULIGNI	6	375	1			12 10	Rt												
37 FABRIZIO	6	375	0	21 14 21	16 16	Rt	27	Rt	Rt	19 13 15	26 22	Rt	22	Rt	20	19 21 21	21		
38 MERCANDELLI	5	376	1			14 11	Rt												
39 ENDERLEIN	5	376	0					11 29	11										
40 OKUBO	4	377	1						15 12	Rt									
41 ROCCOLI	4	377	0			16	Rt	12											
42 VOSTATEK	3	378	1					21 20	14			31	24	30	21	19 15 18			
43 GRUNWALD	3	378	0					27 18	13										
44 VALLE	2	379	1						23 18 14	22 19 22	20 17 17								
45 SZKOPEK	1	380	1	25 17 15	26 23 23		26	Rt	22	31 26 22									
46 GUTIERREZ IGLES	1	380	0						19	Rt	15								
47 CAUCHI	1	380	0									29 15	Rt						
48 OTTAVIANI	1	380	0			24 18 15		28 24 19											
49 BUIS	1	380	0											19 18 15					
50 PIZZOLI	1	380	0	14	Rt	18 15 17	17	Rt	18										

SP = Superpole - 1 = Race 1 - 2 = Race 2

Ns = Did Not Start - Rt = Retired - Ex = Excluded

17/10/2021

These data/results cannot be reproduced, stored and/or transmitted in whole or in part by any manner of electronic, mechanical, photocopying, recording, broadcasting or otherwise now known or herein after developed without the previous express consent by the copyright owner, except for reproduction in daily press and regular printed publications on sale to the public within 60 days of the event related to those data/results and always provided that copyright symbol appears together as follows below.

© DORNA WSBK ORGANIZATION Srl 2021

