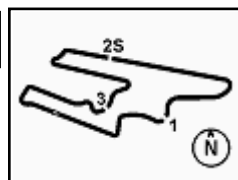


Motul Argentinean Round, 15-17 October 2021

Biographical Entry List

San Juan Villicum Circuit 4.276 m

No.	Rider (Abbreviation)	Nat	Bike	Wins	Podiums	Pole	Races	Tyres
	Age Date of Birth Place of Birth		Team	2021	2021	2021	2021	
1	3 DE ROSA Raffaele (DeR) 34 25/03/1987 Napoli	ITA	Kawasaki ZX-6R Orelac Racing VerdNatura		15 3		86 19	Pirelli
2	4 ODENDAAL Steven (Ode) 28 02/03/1993 Johannesburg	RSA	Yamaha YZF R6 Evan Bros. WorldSSP Yamaha Team	5 5	11 11		34 19	Pirelli
3	5 OETTL Philipp (Oet) 25 03/05/1996 Bad Reichenhall	GER	Kawasaki ZX-6R Kawasaki Puccetti Racing		11 7	1 1	34 19	Pirelli
4	16 CLUZEL Jules (Clu) 33 12/10/1988 Montlucon	FRA	Yamaha YZF R6 GMT94 Yamaha	21 1	59 6	23 2	109 17	Pirelli
5	24 TACCINI Leonardo (Tac) 19 18/09/2002 Rome	ITA	Yamaha YZF R6 Ten Kate Racing Yamaha				19 19	Pirelli
6	25 BRENNER Marcel (Bre) 24 25/07/1997 Ostermundigen	SUI	Yamaha YZF R6 VFT Racing				11 11	Pirelli
7	28 VAN STRAALEN Glenn (vSt) 21 30/09/2000 Hoogkarspel	NED	Yamaha YZF R6 EAB Racing Team				25 5	Pirelli
8	32 MORAIS Sheridan (Mor) 36 11/03/1985 Johannesburg	POR	Yamaha YZF R6 Wojcik Racing Team	1	3	1	46 4	Pirelli
9	38 SOOMER Hannes (Soo) 23 17/02/1998 Tallinn	EST	Yamaha YZF R6 Kallio Racing		3		64 13	Pirelli
10	40 ORRADRE Unai (Orr) 17 09/04/2004 La Rioja	ESP	Yamaha YZF R6 Yamaha MS Racing				7 7	Pirelli
11	53 DEBISE Valentin (Deb) 29 12/02/1992 Albi	FRA	Yamaha YZF R6 GMT94 Yamaha				18 3	Pirelli
12	56 SEBESTYEN Peter (Seb) 27 16/05/1994 Budapest	HUN	Yamaha YZF R6 Evan Bros. WorldSSP Yamaha Team				55 13	Pirelli
13	57 PETRATTI Matias (Pet) 31 26/02/1990 Córdoba	ARG	Yamaha YZF R6 Yamaha MS Racing					Pirelli
14	61 ONCU Can Alexander (Onc) 18 26/07/2003 Alanya	TUR	Kawasaki ZX-6R Kawasaki Puccetti Racing			1 1	34 19	Pirelli
15	64 BUIS Jeffrey (Bui) 19 27/12/2001 Meppel	NED	Kawasaki ZX-6R G.A.P. MOTOZOO Racing by Puccetti					Pirelli
16	66 TUULI Niki (Tuu) 25 26/11/1995 Myrskylä	FIN	MV Agusta F3 675 MV Agusta Corse Clienti	1	7 2	1	39 18	Pirelli
17	74 GONZALES Andres (Gns) 27 02/08/1994 Córdoba	ARG	Yamaha YZF R6 VFT Racing					Pirelli
18	77 AEGERTER Dominique (Aeg) 31 30/09/1990 Röthenbach Im Emmental Be	SUI	Yamaha YZF R6 Ten Kate Racing Yamaha	10 10	13 13	3 3	17 17	Pirelli
19	81 GONZALEZ Manuel (Gon) 19 04/08/2002 Madrid	ESP	Yamaha YZF R6 Yamaha ParkinGo Team	2 2	6 6	2 2	33 18	Pirelli
20	95 TAKALA Vertti (Tak) 26 20/01/1995 Äänekoski	FIN	Yamaha YZF R6 Kallio Racing				19 19	Pirelli



Motul Argentinean Round, 15-17 October 2021

Results Free Practice 1st Session

San Juan Villicum Circuit 4.276 m

1 / 2

No.	Rider	Nat	Team	Bike	Time	Gap	Rel.	Laps	Speed	
									Avg	Max
1	77 D. AEGERTER	SUI	Ten Kate Racing Yamaha	Yamaha YZF R6	1'43.125			19	149,271	267,6
2	81 M. GONZALEZ	ESP	Yamaha ParkinGo Team	Yamaha YZF R6	1'43.173	0.048	0.048	16	149,202	267,6
3	61 C. ONCU	TUR	Kawasaki Puccetti Racing	Kawasaki ZX-6R	1'43.576	0.451	0.403	20	148,621	268,9
4	3 R. DE ROSA	ITA	Orelac Racing VerdNatura	Kawasaki ZX-6R	1'43.741	0.616	0.165	18	148,385	264,3
5	53 V. DEBISE	FRA	GMT94 Yamaha	Yamaha YZF R6	1'43.836	0.711	0.095	19	148,249	263,0
6	38 H. SOOMER	EST	Kallio Racing	Yamaha YZF R6	1'43.846	0.721	0.010	19	148,235	265,6
7	56 P. SEBESTYEN	HUN	Evan Bros. WorldSSP Yamaha Team	Yamaha YZF R6	1'44.030	0.905	0.184	18	147,973	268,9
8	4 S. ODENDAAL	RSA	Evan Bros. WorldSSP Yamaha Team	Yamaha YZF R6	1'44.042	0.917	0.012	19	147,956	269,6
9	66 N. TUULI	FIN	MV Agusta Corse Clienti	MV Agusta F3 675	1'44.207	1.082	0.165	17	147,721	262,4
10	16 J. CLUZEL	FRA	GMT94 Yamaha	Yamaha YZF R6	1'44.257	1.132	0.050	3	147,651	266,9
11	95 V. TAKALA	FIN	Kallio Racing	Yamaha YZF R6	1'44.330	1.205	0.073	20	147,547	265,6
12	25 M. BRENNER	SUI	VFT Racing	Yamaha YZF R6	1'44.425	1.300	0.095	18	147,413	264,9
13	5 P. OETTL	GER	Kawasaki Puccetti Racing	Kawasaki ZX-6R	1'44.753	1.628	0.328	17	146,951	268,9
14	40 U. ORRADRE	ESP	Yamaha MS Racing	Yamaha YZF R6	1'44.784	1.659	0.031	16	146,908	264,9
15	28 G. VAN STRAALEN	NED	EAB Racing Team	Yamaha YZF R6	1'44.887	1.762	0.103	18	146,764	263,6
16	32 S. MORAIS	POR	Wojcik Racing Team	Yamaha YZF R6	1'45.221	2.096	0.334	19	146,298	261,1
17	74 A. GONZALES	ARG	VFT Racing	Yamaha YZF R6	1'46.635	3.510	1.414	16	144,358	264,3
18	24 L. TACCINI	ITA	Ten Kate Racing Yamaha	Yamaha YZF R6	1'47.655	4.530	1.020	16	142,990	263,0
----- Out 107% in this Session -----										
19	57 M. PETRATTI	ARG	Yamaha MS Racing	Yamaha YZF R6	1'50.359	7.234	2.704	6	139,487	261,1
20	64 J. BUIS	NED	G.A.P. MOTOZOO Racing by Puccetti	Kawasaki ZX-6R	1'51.450	8.325	1.091	17	138,121	263,0

Qualifying Lap Time (107% of 1'43.125): 1'50.345

AIR	Humidity:	21%	Temp:	16°C
TRACK	Condition:	Dry	Temp:	35°C

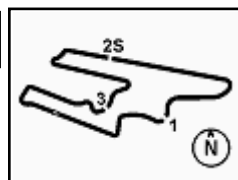
Records	Pole	(SP2)	2018	L.Mahias	1'43.026	149,410	Km/h
	Race	(RC)	2019	L.Mahias	1'42.606	150,030	Km/h
	All Times	(RC)	2019	L.Mahias	1'42.606	150,030	Km/h

15/10/2021 Start 12:00 End 12:48

The results are provisional until the end of the time limit for protests and appeals and the completion of the technical checks.

These data/results cannot be reproduced, stored and/or transmitted in whole or in part by any manner of electronic, mechanical, photocopying, recording, broadcasting or otherwise now known or herein after developed without the previous express consent by the copyright owner, except for reproduction in daily press and regular printed publications on sale to the public within 60 days of the event related to those data/results and always provided that copyright symbol appears together as follows below.

© DORNA WSBK ORGANIZATION Srl 2021



Motul Argentinean Round, 15-17 October 2021

Results Free Practice 1st Session

Session Highlights

Local Time	No. Rider	Description
12.00.00		Start
12.00.14		WorldSSP Pit Intervention Time: 1min 43secs
12.06.56	24 L. TACCINI	On the Gravel - Turn 1
12.07.08	24 L. TACCINI	Re-joined
12.09.32	16 J. CLUZEL	Crashed - Turn 5
12.17.26	66 N. TUULI	Lap Cancelled (1'44.791) - Exceeded Track Limits - Turn 16
12.24.41	77 D. AEGERTER	Lap Cancelled (1'59.324) - Exceeded Track Limits
12.28.45	81 M. GONZALEZ	Lap Cancelled (1'44.367) - Exceeded Track Limits - Turn 8
12.31.39	5 P. OETTL	On the Gravel - Re-Joined - Turn 8
12.42.22	66 N. TUULI	Technical Problem - Turn 1
12.48.06	77 D. AEGERTER	Lap Cancelled (1'42.721) - Exceeded Track Limits - Turn 16
12.48.20		End Of Session

Fastest Laps Sequence

No.	Rider	Nat	Team	Bike	Local Time	Time	Gap	Avg
81	M. GONZALEZ	ESP	Yamaha ParkinGo Team	Yamaha YZF R6	12:04'02.791	1'47.733		142,887
16	J. CLUZEL	FRA	GMT94 Yamaha	Yamaha YZF R6	12:05'01.075	1'45.846	-1.887	145,434
61	C. ONCU	TUR	Kawasaki Puccetti Racing	Kawasaki ZX-6R	12:05'57.162	1'45.143	-0.703	146,406
16	J. CLUZEL	FRA	GMT94 Yamaha	Yamaha YZF R6	12:06'45.332	1'44.257	-0.886	147,651
81	M. GONZALEZ	ESP	Yamaha ParkinGo Team	Yamaha YZF R6	12:12'49.736	1'43.781	-0.476	148,328
61	C. ONCU	TUR	Kawasaki Puccetti Racing	Kawasaki ZX-6R	12:20'04.887	1'43.636	-0.145	148,535
77	D. AEGERTER	SUI	Ten Kate Racing Yamaha	Yamaha YZF R6	12:21'45.603	1'43.125	-0.511	149,271

Start 12:00 End 12:48 The results are provisional until the end of the time limit for protests and appeals and the completion of the technical checks.

These data/results cannot be reproduced, stored and/or transmitted in whole or in part by any manner of electronic, mechanical, photocopying, recording, broadcasting or otherwise now known or herein after developed without the previous express consent by the copyright owner, except for reproduction in daily press and regular printed publications on sale to the public within 60 days of the event related to those data/results and always provided that copyright symbol appears together as follows below.

© DORNA WSBK ORGANIZATION Srl 2021

Motul Argentinean Round, 15-17 October 2021

Best Sectors & Speed Free Practice 1st Session

San Juan Villicum Circuit 4.276 m

BEST LAP		
1	77 D. AEGERTER	Yamaha YZF R6 1'43.125
2	81 M. GONZALEZ	Yamaha YZF R6 1'43.173
3	61 C. ONCU	Kawasaki ZX-6R 1'43.576
4	3 R. DE ROSA	Kawasaki ZX-6R 1'43.741
5	53 V. DEBISE	Yamaha YZF R6 1'43.836
6	38 H. SOOMER	Yamaha YZF R6 1'43.846
7	56 P. SEBESTYEN	Yamaha YZF R6 1'44.030
8	4 S. ODENDAAL	Yamaha YZF R6 1'44.042
9	66 N. TUULI	MV Agusta F3 675 1'44.207
10	16 J. CLUZEL	Yamaha YZF R6 1'44.257
11	95 V. TAKALA	Yamaha YZF R6 1'44.330
12	25 M. BRENNER	Yamaha YZF R6 1'44.425
13	5 P. OETTL	Kawasaki ZX-6R 1'44.753
14	40 U. ORRADRE	Yamaha YZF R6 1'44.784
15	28 G. VAN STRAALEN	Yamaha YZF R6 1'44.887
16	32 S. MORAIS	Yamaha YZF R6 1'45.221
17	74 A. GONZALES	Yamaha YZF R6 1'46.635
18	24 L. TACCINI	Yamaha YZF R6 1'47.655
19	57 M. PETRATTI	Yamaha YZF R6 1'50.359
20	64 J. BUIS	Kawasaki ZX-6R 1'51.450

SPEED		
1	4 S. ODENDAAL	Yamaha YZF R6 269,6
2	61 C. ONCU	Kawasaki ZX-6R 268,9
3	56 P. SEBESTYEN	Yamaha YZF R6 268,9
4	5 P. OETTL	Kawasaki ZX-6R 268,9
5	77 D. AEGERTER	Yamaha YZF R6 267,6
6	81 M. GONZALEZ	Yamaha YZF R6 267,6
7	16 J. CLUZEL	Yamaha YZF R6 266,9
8	95 V. TAKALA	Yamaha YZF R6 265,6
9	38 H. SOOMER	Yamaha YZF R6 265,6
10	40 U. ORRADRE	Yamaha YZF R6 264,9
11	25 M. BRENNER	Yamaha YZF R6 264,9
12	74 A. GONZALES	Yamaha YZF R6 264,3
13	3 R. DE ROSA	Kawasaki ZX-6R 264,3
14	28 G. VAN STRAALEN	Yamaha YZF R6 263,6
15	53 V. DEBISE	Yamaha YZF R6 263,0
16	24 L. TACCINI	Yamaha YZF R6 263,0
17	64 J. BUIS	Kawasaki ZX-6R 263,0
18	66 N. TUULI	MV Agusta F3 675 262,4
19	32 S. MORAIS	Yamaha YZF R6 261,1
20	57 M. PETRATTI	Yamaha YZF R6 261,1

SEG. 1		
1	77 D. AEGERTER	22.160
2	61 C. ONCU	22.201
3	81 M. GONZALEZ	22.299
4	16 J. CLUZEL	22.327
5	53 V. DEBISE	22.345
6	95 V. TAKALA	22.350
7	56 P. SEBESTYEN	22.356
8	66 N. TUULI	22.394
9	4 S. ODENDAAL	22.410
10	28 G. VAN STRAALEN	22.430
11	38 H. SOOMER	22.481
12	3 R. DE ROSA	22.505
13	5 P. OETTL	22.559
14	25 M. BRENNER	22.585
15	40 U. ORRADRE	22.638
16	32 S. MORAIS	22.682
17	74 A. GONZALES	23.076
18	24 L. TACCINI	23.272
19	57 M. PETRATTI	23.676
20	64 J. BUIS	23.883

SEG. 2		
1	4 S. ODENDAAL	27.173
2	81 M. GONZALEZ	27.275
3	77 D. AEGERTER	27.283
4	61 C. ONCU	27.355
5	3 R. DE ROSA	27.358
6	95 V. TAKALA	27.361
7	56 P. SEBESTYEN	27.401
8	38 H. SOOMER	27.462
9	5 P. OETTL	27.498
10	16 J. CLUZEL	27.565
11	53 V. DEBISE	27.572
12	25 M. BRENNER	27.585
13	66 N. TUULI	27.651
14	40 U. ORRADRE	27.693
15	28 G. VAN STRAALEN	27.752
16	32 S. MORAIS	27.768
17	74 A. GONZALES	27.863
18	24 L. TACCINI	28.222
19	57 M. PETRATTI	28.700
20	64 J. BUIS	28.874

SEG. 3		
1	77 D. AEGERTER	26.328
2	81 M. GONZALEZ	26.334
3	61 C. ONCU	26.477
4	53 V. DEBISE	26.587
5	3 R. DE ROSA	26.614
6	66 N. TUULI	26.640
7	38 H. SOOMER	26.669
8	40 U. ORRADRE	26.777
9	16 J. CLUZEL	26.786
10	25 M. BRENNER	26.790
11	56 P. SEBESTYEN	26.901
12	4 S. ODENDAAL	26.910
13	32 S. MORAIS	27.041
14	5 P. OETTL	27.128
15	95 V. TAKALA	27.138
16	28 G. VAN STRAALEN	27.138
17	74 A. GONZALES	27.650
18	24 L. TACCINI	27.842
19	64 J. BUIS	28.815
20	57 M. PETRATTI	28.872

SEG. 4		
1	77 D. AEGERTER	27.024
2	61 C. ONCU	27.040
3	81 M. GONZALEZ	27.136
4	56 P. SEBESTYEN	27.220
5	95 V. TAKALA	27.227
6	38 H. SOOMER	27.234
7	66 N. TUULI	27.261
8	53 V. DEBISE	27.263
9	3 R. DE ROSA	27.264
10	4 S. ODENDAAL	27.351
11	28 G. VAN STRAALEN	27.373
12	25 M. BRENNER	27.380
13	5 P. OETTL	27.403
14	16 J. CLUZEL	27.405
15	40 U. ORRADRE	27.458
16	32 S. MORAIS	27.650
17	74 A. GONZALES	27.829
18	24 L. TACCINI	28.267
19	57 M. PETRATTI	28.881
20	64 J. BUIS	29.325

15/10/2021

These data/results cannot be reproduced, stored and/or transmitted in whole or in part by any manner of electronic, mechanical, photocopying, recording, broadcasting or otherwise now known or herein after developed without the previous express consent by the copyright owner, except for reproduction in daily press and regular printed publications on sale to the public within 60 days of the event related to those data/results and always provided that copyright symbol appears together as follows below.

© DORNA WSBK ORGANIZATION Srl 2021

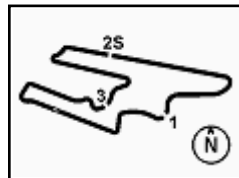
FICR PERUGIA TIMING



Official Tyre Supplier



Official Timekeeper



Motul Argentinean Round, 15-17 October 2021

Ideal Times Free Practice 1st Session

San Juan Villicum Circuit 4.276 m

No.	Rider	Nat	Bike	Seg. 1	Seg. 2	Seg. 3	Seg. 4	Ideal Time		
				Diff. 1	Diff. 2	Diff. 3	Diff. 4	Best Lap	Pos.	Diff.
1	77 D. AEGERTER	SUI	Yamaha YZF R6	22.160 +0.097	27.283 +0.117	26.328 +0.116	27.024	1'42.795 1'43.125	1	0.330
2	81 M. GONZALEZ	ESP	Yamaha YZF R6	22.299 +0.002	27.275	26.334	27.136 +0.127	1'43.044 1'43.173	2	0.129
3	61 C. ONCU	TUR	Kawasaki ZX-6R	22.201 +0.160	27.355	26.477 +0.141	27.040 +0.202	1'43.073 1'43.576	3	0.503
4	3 R. DE ROSA	ITA	Kawasaki ZX-6R	22.505	27.358	26.614	27.264	1'43.741 1'43.741	4	
5	53 V. DEBISE	FRA	Yamaha YZF R6	22.345	27.572	26.587 +0.069	27.263	1'43.767 1'43.836	5	0.069
6	4 S. ODENDAAL	RSA	Yamaha YZF R6	22.410	27.173	26.910	27.351 +0.198	1'43.844 1'44.042	8	0.198
7	38 H. SOOMER	EST	Yamaha YZF R6	22.481	27.462	26.669	27.234	1'43.846 1'43.846	6	
8	56 P. SEBESTYEN	HUN	Yamaha YZF R6	22.356	27.401	26.901 +0.104	27.220 +0.048	1'43.878 1'44.030	7	0.152
9	66 N. TUULI	FIN	MV Agusta F3 675	22.394 +0.005	27.651 +0.008	26.640 +0.096	27.261 +0.152	1'43.946 1'44.207	9	0.261
10	95 V. TAKALA	FIN	Yamaha YZF R6	22.350	27.361	27.138 +0.036	27.227 +0.218	1'44.076 1'44.330	11	0.254
11	16 J. CLUZEL	FRA	Yamaha YZF R6	22.327 +0.174	27.565	26.786	27.405	1'44.083 1'44.257	10	0.174
12	25 M. BRENNER	SUI	Yamaha YZF R6	22.585	27.585	26.790 +0.083	27.380 +0.002	1'44.340 1'44.425	12	0.085
13	40 U. ORRADRE	ESP	Yamaha YZF R6	22.638	27.693 +0.218	26.777	27.458	1'44.566 1'44.784	14	0.218
14	5 P. OETTL	GER	Kawasaki ZX-6R	22.559	27.498 +0.165	27.128	27.403	1'44.588 1'44.753	13	0.165
15	28 G. VAN STRAALEN	NED	Yamaha YZF R6	22.430	27.752 +0.122	27.138	27.373 +0.072	1'44.693 1'44.887	15	0.194
16	32 S. MORAIS	POR	Yamaha YZF R6	22.682	27.768	27.041 +0.057	27.650 +0.023	1'45.141 1'45.221	16	0.080
17	74 A. GONZALES	ARG	Yamaha YZF R6	23.076 +0.108	27.863 +0.109	27.650	27.829	1'46.418 1'46.635	17	0.217
18	24 L. TACCINI	ITA	Yamaha YZF R6	23.272	28.222 +0.042	27.842	28.267 +0.010	1'47.603 1'47.655	18	0.052
19	57 M. PETRATTI	ARG	Yamaha YZF R6	23.676	28.700	28.872 +0.230	28.881	1'50.129 1'50.359	19	0.230
20	64 J. BUIS	NED	Kawasaki ZX-6R	23.883 +0.259	28.874 +0.288	28.815 +0.006	29.325	1'50.897 1'51.450	20	0.553
Overall Ideal Time				22.160	27.173	26.328	27.024	1'42.685		

15/10/2021

These data/results cannot be reproduced, stored and/or transmitted in whole or in part by any manner of electronic, mechanical, photocopying, recording, broadcasting or otherwise now known or herein after developed without the previous express consent by the copyright owner, except for reproduction in daily press and regular printed publications on sale to the public within 60 days of the event related to those data/results and always provided that copyright symbol appears together as follows below.

© DORNA WSBK ORGANIZATION Srl 2021

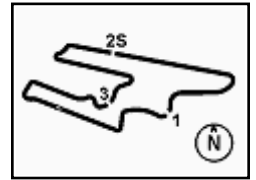
FICR PERUGIA TIMING



Official Tyre Supplier



Official Timekeeper



Motul Argentinean Round, 15-17 October 2021

Chronological Analysis Free Practice 1st Session

San Juan Villicum Circuit 4.276 m

1 / 4

1° 77 D. AEGERTER (1'43.125)							
Lap	Seg.1	Seg.2	Seg.3	Seg.4	Lap Time	km/h	Local Time
1		29.540	29.192	29.370		258,0	12:02'24.098
2	23.610	28.212	28.229	28.967	1'49.018	245,2	12:04'13.116
3	23.058	27.732	27.625	28.082	1'46.497	264,3	12:05'59.613
4	22.713	27.677	27.019	27.765	1'45.174	266,2	12:07'44.787
5	22.676	27.462	27.380	27.714	1'45.232	267,6	12:09'30.019
6	22.616	27.545	27.373	27.621	1'45.155	266,9	12:11'15.174
7	22.748	27.386	28.842	31.639	1'50.615	261,1	12:13'05.789
8	22.653	27.723	26.996	27.414	1'44.786	264,9	12:14'50.575
9	22.497	27.660	26.693	27.349	1'44.199	266,2	12:16'34.774
10	22.413	27.482	26.659	27.263	1'43.817	265,6	12:18'18.591
11	22.392	27.461	26.652	27.382	1'43.887	263,7	12:20'02.478
12	22.257	27.400	26.444	27.024	1'43.125	266,2	12:21'45.603
13	22.789	28.086	27.734	40.715	1'59.324CP	266,2	12:23'44.927
14	10'19.730	28.534	26.984	27.463	1'42.711P	256,2	12:25'27.638
15	22.488	27.661	26.500	27.263	1'43.912	259,9	12:27'11.550
16	22.260	27.484	26.578	27.210	1'43.532	261,1	12:28'55.082
17	22.406	27.573	26.542	27.254	1'43.775	259,9	12:30'38.857
18	22.221	27.477	26.574	27.185	1'43.457	260,5	12:32'22.314
19	22.222	27.392	26.413	27.105	1'43.132	262,4	12:34'05.446
20	22.160	27.283	26.328	26.950	1'42.721C	265,6	12:35'48.167

4° 3 R. DE ROSA (1'43.741)							
Lap	Seg.1	Seg.2	Seg.3	Seg.4	Lap Time	km/h	Local Time
1		31.387	31.899	43.538		223,4	12:03'38.942
2	4'41.536	28.822	28.711	28.957	6'08.026P	252,6	12:09'46.968
3	23.999	28.240	27.916	28.338	1'48.493	261,1	12:11'35.461
4	23.811	28.045	27.387	27.891	1'47.134	260,5	12:13'22.595
5	23.205	27.896	27.346	27.867	1'46.314	261,7	12:15'08.909
6	22.892	27.793	27.129	27.721	1'45.535	263,7	12:16'54.444
7	23.490	28.070	27.278	28.216	1'47.054	259,9	12:18'41.498
8	22.999	27.724	27.024	27.711	1'45.458	262,4	12:20'26.956
9	22.948	27.663	26.963	27.676	1'45.250	264,3	12:22'12.206
10	23.754	28.939	28.097	42.728	2'03.518P	261,7	12:24'15.724
11	6'46.537	31.975	29.321	28.009	8'15.842P	224,3	12:32'31.566
12	22.831	27.716	27.282	27.709	1'45.538	260,5	12:34'17.104
13	22.831	27.611	27.129	27.638	1'45.209	259,2	12:36'02.313
14	22.687	27.606	26.777	27.452	1'44.522	259,9	12:37'46.835
15	22.573	27.672	26.641	27.391	1'44.277	259,2	12:39'31.112
16	22.566	27.639	26.832	27.400	1'44.437	259,2	12:41'15.549
17	22.509	27.519	26.796	27.318	1'44.142	260,5	12:42'59.691
18	22.566	28.605	33.013	27.767	1'51.951	241,3	12:44'51.642
19	22.505	27.358	26.614	27.264	1'43.741	264,3	12:46'35.383

2° 81 M. GONZALEZ (1'43.173)							
Lap	Seg.1	Seg.2	Seg.3	Seg.4	Lap Time	km/h	Local Time
1		29.020	28.697	28.338		261,7	12:02'15.058
2	24.110	28.212	27.526	27.885	1'47.733	262,4	12:04'02.791
3	23.221	27.865	27.071	28.347	1'46.504	266,2	12:05'49.295
4	23.054	27.832	28.072	28.206	1'47.164	264,9	12:07'36.459
5	22.821	27.630	27.047	27.366	1'44.864	264,9	12:09'21.323
6	22.686	27.693	26.843	27.410	1'44.632	259,2	12:11'05.955
7	22.549	27.531	26.534	27.167	1'43.781	266,2	12:12'49.736
8	23.973	28.257	28.514	41.878	2'02.622P	258,0	12:14'52.358
9	8'28.981	28.229	27.662	28.786	9'53.658P	261,7	12:24'46.016
10	22.702	27.524	35.926	27.752	1'53.904	264,9	12:26'39.920
11	22.475	27.399	27.061	27.432	1'44.367C	264,3	12:28'24.287
12	22.508	27.522	26.913	27.136	1'44.079	262,4	12:30'08.366
13	22.579	27.372	30.178	40.152	2'00.281P	262,4	12:32'08.647
14	6'14.266	28.550	27.593	27.622	7'38.031P	259,2	12:39'46.678
15	22.308	27.443	26.631	27.223	1'43.605	263,7	12:41'30.283
16	22.299	27.410	31.152	36.280	1'57.141	263,7	12:43'27.424
17	22.301	27.275	26.334	27.263	1'43.173	267,6	12:45'10.597

5° 53 V. DEBISE (1'43.836)							
Lap	Seg.1	Seg.2	Seg.3	Seg.4	Lap Time	km/h	Local Time
1		30.274	29.659	29.821		250,3	12:02'14.987
2	24.030	28.930	28.741	28.689	1'50.390	260,5	12:04'05.377
3	23.474	28.594	28.269	28.712	1'49.049	259,9	12:05'54.426
4	23.344	28.435	28.213	28.771	1'48.763	259,2	12:07'43.189
5	23.208	27.946	27.710	40.445	1'59.309P	263,0	12:09'42.498
6	3'20.318	28.749	27.269	28.199	4'44.535P	256,8	12:14'27.033
7	23.015	28.086	27.434	28.142	1'46.677	261,1	12:16'13.710
8	22.889	28.193	27.075	27.912	1'46.069	260,5	12:17'59.779
9	22.703	27.898	27.220	27.880	1'45.701	259,9	12:19'45.480
10	22.910	27.836	27.963	28.201	1'46.910	263,0	12:21'32.390
11	22.797	28.041	26.933	27.777	1'45.548	262,4	12:23'17.938
12	22.714	27.663	27.052	27.558	1'44.987	263,0	12:25'02.925
13	22.805	27.812	26.848	41.369	1'58.834P	263,0	12:27'01.759
14	6'09.941	30.394	28.257	28.303	7'36.895P	251,4	12:34'38.654
15	22.655	27.692	26.907	27.518	1'44.772	259,2	12:36'23.426
16	22.345	27.572	26.656	27.263	1'43.836	258,6	12:38'07.262
17	22.667	27.811	26.861	27.574	1'44.913	259,9	12:39'52.175
18	22.363	27.804	26.804	27.384	1'44.355	258,0	12:41'36.530
19	22.624	27.787	26.587	32.407	1'49.405	259,2	12:43'25.935
20	22.652	27.640	26.808	27.707	1'44.807	260,5	12:45'10.742

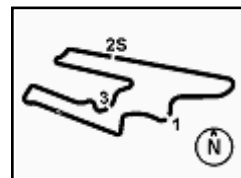
3° 61 C. ONCU (1'43.576)							
Lap	Seg.1	Seg.2	Seg.3	Seg.4	Lap Time	km/h	Local Time
1		28.877	28.431	29.009		256,2	12:02'24.220
2	22.993	28.499	27.904	28.403	1'47.799	259,9	12:04'12.019
3	22.562	27.982	27.034	27.565	1'45.143	261,7	12:05'57.162
4	22.604	27.502	27.510	28.264	1'45.880	264,3	12:07'43.042
5	23.049	27.564	27.023	27.725	1'45.361	268,9	12:09'28.403
6	22.535	27.828	29.524	28.381	1'48.268	260,5	12:11'16.671
7	22.380	27.652	26.742	27.403	1'44.177	264,3	12:13'00.848
8	22.530	27.415	28.876	27.918	1'46.739	263,7	12:14'47.587
9	22.256	27.462	26.707	27.779	1'44.204	264,3	12:16'31.791
10	24.129	27.750	29.359	28.222	1'49.460	262,4	12:18'21.251
11	22.480	27.447	26.669	27.400	1'43.636	264,3	12:20'04.887
12	22.302	27.476	26.714	27.250	1'43.742	264,9	12:21'48.629
13	22.201	29.609	27.379	41.399	2'00.588P	249,7	12:23'49.217
14	6'49.597	28.098	27.079	27.650	8'12.424P	257,4	12:32'01.641
15	22.368	27.659	26.744	27.271	1'44.042	258,6	12:33'45.683
16	22.216	27.625	26.694	27.255	1'43.790	258,0	12:35'29.473
17	22.361	27.355	26.618	27.242	1'43.576	261,1	12:37'13.049
18	22.300	27.482	26.477	27.449	1'43.708	259,9	12:38'56.757

6° 38 H. SOOMER (1'43.846)							
Lap	Seg.1	Seg.2	Seg.3	Seg.4	Lap Time	km/h	Local Time
1		29.317	30.200	29.797		256,2	12:02'19.161
2	23.969	28.332	28.328	28.959	1'49.588	263,0	12:04'08.749
3	23.531	28.024	27.798	28.263	1'47.616	264,3	12:05'56.365
4	23.113	28.713	27.867	28.331	1'48.024	263,7	12:07'44.389
5	22.844	27.713	27.656	28.053	1'46.266	263,7	12:09'30.655
6	22.643	27.736	27.653	28.332	1'46.364	264,3	12:11'17.019
7	22.769	27.622	28.354	28.677	1'47.422	265,6	12:13'04.441
8	23.596	28.159	27.585	28.109	1'47.449	255,6	12:14'51.890
9	22.717	27.562	27.331	27.737	1'45.347	264,3	12:16'37.237
10	22.649	27.628	26.960	40.610	1'57.847P	262,4	12:18'35.084
11	7'34.209	28.406	27.752	28.811	8'59.178P	262,4	12:27'34.262
12	22.712	27.769	27.309	28.035	1'45.825	263,0	12:29'20.087

15/10/2021 P = Pits In/Out - C = Lap Time Cancelled

These data/results cannot be reproduced, stored and/or transmitted in whole or in part by any manner of electronic, mechanical, photocopying, recording, broadcasting or otherwise now known or herein after developed without the previous express consent by the copyright owner, except for reproduction in daily press and regular printed publications on sale to the public within 60 days of the event related to those data/results and always provided that copyright symbol appears together as follows below.

© DORNA WSBK ORGANIZATION Srl 2021



Motul Argentinean Round, 15-17 October 2021

Chronological Analysis Free Practice 1st Session

San Juan Villicum Circuit 4.276 m

2 / 4

Lap	Seg.1	Seg.2	Seg.3	Seg.4	Lap Time	km/h	Local Time
13	22.842	27.748	27.212	27.772	1'45.574	261,1	12:31'05.661
14	22.598	27.988	27.251	27.968	1'45.805	259,2	12:32'51.466
15	22.569	27.896	27.344	27.951	1'45.760	257,4	12:34'37.226
16	22.535	27.679	27.042	27.525	1'44.781	259,2	12:36'22.007
17	26.471	28.058	27.507	40.313	2'02.349P	258,6	12:38'24.356
18	3'15.479	28.162	27.518	27.732	4'38.891P	256,8	12:43'03.247
19	22.811	27.546	26.710	27.516	1'44.583	259,2	12:44'47.830
20	22.481	27.462	26.669	27.234	1'43.846	262,4	12:46'31.676

Lap	Seg.1	Seg.2	Seg.3	Seg.4	Lap Time	km/h	Local Time
8	22.584	27.735	26.944	27.528	1'44.791C	259,9	12:15'25.308
9	22.399	27.659	26.736	27.413	1'44.207	261,1	12:17'09.515
10	22.610	27.656	26.978	27.463	1'44.707	259,9	12:18'54.222
11	22.394	27.674	26.967	27.261	1'44.296	258,6	12:20'38.518
12	23.426	28.903	28.945	42.709	2'03.983P	256,8	12:22'42.501
13	8'33.627	31.272	28.609	28.021	10'01.529P	219,4	12:32'44.030
14	22.696	27.851	27.192	27.535	1'45.274	253,2	12:34'29.304
15	22.573	27.717	26.830	27.308	1'44.428	254,4	12:36'13.732
16	22.485	27.683	26.640	27.603	1'44.411	253,2	12:37'58.143
17	22.623	27.916	27.104	27.439	1'45.082	253,8	12:39'43.225
18	22.495	27.896	26.796	27.436	1'44.623	251,4	12:41'27.848

7° **56 P. SEBASTYEN (1'44.030)**

Lap	Seg.1	Seg.2	Seg.3	Seg.4	Lap Time	km/h	Local Time
1		29.716	29.284	30.372	261,1	12:02'17.653	
2	23.986	28.666	28.130	28.729	1'49.511	264,3	12:04'07.164
3	23.468	28.202	27.824	28.484	1'47.978	264,3	12:05'55.142
4	23.044	28.045	27.843	28.318	1'47.250	265,6	12:07'42.392
5	23.077	27.956	27.647	28.173	1'46.853	262,4	12:09'29.245
6	23.022	27.783	27.307	27.657	1'45.769	263,0	12:11'15.014
7	22.717	27.537	27.078	27.570	1'44.902	267,6	12:12'59.916
8	22.894	27.750	27.167	27.750	1'45.561	262,4	12:14'45.477
9	22.706	27.767	26.972	27.708	1'45.153	263,0	12:16'30.630
10	25.493	28.680	26.965	28.264	1'49.402	266,2	12:18'20.032
11	22.706	27.491	26.901	27.424	1'44.522	266,2	12:20'04.554
12	22.770	27.474	26.971	27.348	1'44.563	268,9	12:21'49.117
13	22.495	27.791	26.990	40.589	1'57.865P	265,6	12:23'46.982
14	12'11.043	28.203	27.165	27.554	13'33.965P	259,2	12:37'20.947
15	22.439	27.620	26.989	27.329	1'44.377	261,1	12:39'05.324
16	23.106	32.887	27.004	28.516	1'51.513	255,0	12:40'56.837
17	22.360	27.475	27.068	27.220	1'44.123	261,7	12:42'40.960
18	22.356	27.401	27.005	27.268	1'44.030	263,7	12:44'24.990
19	24.623	28.010	27.770	27.533	1'47.936	263,0	12:46'12.926

10° **16 J. CLUZEL (1'44.257)**

Lap	Seg.1	Seg.2	Seg.3	Seg.4	Lap Time	km/h	Local Time
1		29.048	29.174	32.865	255,6	12:03'15.229	
2	23.225	27.929	27.075	27.617	1'45.846	263,0	12:05'01.075
3	22.501	27.565	26.786	27.405	1'44.257	266,9	12:06'45.332
4	25.809	28.397	29.252	29.182	1'52.640	258,0	12:08'37.972

11° **95 V. TAKALA (1'44.330)**

Lap	Seg.1	Seg.2	Seg.3	Seg.4	Lap Time	km/h	Local Time
1		29.829	30.410	30.902	258,0	12:02'19.956	
2	24.581	29.096	30.398	30.284	1'54.359	250,8	12:04'14.315
3	23.545	28.194	28.814	28.505	1'49.058	256,8	12:06'03.373
4	23.290	27.936	28.141	28.198	1'47.565	263,0	12:07'50.938
5	23.160	27.789	28.036	28.331	1'47.316	264,9	12:09'38.254
6	23.207	28.201	27.827	43.253	2'02.488P	263,0	12:11'40.742
7	4'18.092	28.130	28.084	28.323	5'42.629P	261,7	12:17'23.371
8	23.124	27.844	27.864	27.870	1'46.702	262,4	12:19'10.073
9	23.019	27.862	27.812	27.972	1'46.665	264,3	12:20'56.738
10	23.368	27.668	27.536	27.838	1'46.410	262,4	12:22'43.148
11	22.944	27.687	27.649	27.866	1'46.146	263,0	12:24'29.294
12	22.700	27.703	27.591	27.869	1'45.863	264,3	12:26'15.157
13	22.626	27.501	27.138	27.653	1'44.918	265,6	12:28'00.075
14	23.061	28.227	27.469	27.951	1'46.708	250,3	12:29'46.783
15	22.786	27.554	27.270	27.692	1'45.302	262,4	12:31'32.085
16	23.931	28.193	27.471	27.975	1'47.570	259,9	12:33'19.655
17	23.340	28.235	27.863	40.865	2'00.303P	258,6	12:35'19.958
18	4'11.104	28.246	28.167	27.765	5'35.282P	257,4	12:40'55.240
19	22.497	27.809	27.230	27.428	1'44.964	259,2	12:42'40.204
20	22.432	27.529	27.163	27.227	1'44.351	260,5	12:44'24.555
21	22.350	27.361	27.174	27.445	1'44.330	263,7	12:46'08.885

8° **4 S. ODENDAAL (1'44.042)**

Lap	Seg.1	Seg.2	Seg.3	Seg.4	Lap Time	km/h	Local Time
1		29.907	30.123	30.056	260,5	12:02'17.147	
2	24.304	28.857	28.615	28.760	1'50.536	263,7	12:04'07.683
3	23.583	28.040	28.100	28.180	1'47.903	268,9	12:05'55.586
4	23.444	27.671	28.003	28.027	1'47.145	267,6	12:07'42.731
5	23.164	27.663	27.859	27.885	1'46.571	266,2	12:09'29.302
6	22.596	27.719	27.300	27.601	1'45.216	266,9	12:11'14.518
7	22.634	27.478	27.230	27.618	1'44.960	266,2	12:12'59.478
8	23.104	28.646	27.695	27.728	1'47.173	249,7	12:14'46.651
9	22.517	27.282	27.251	27.843	1'44.893	268,2	12:16'31.544
10	22.687	27.327	30.484	27.614	1'48.112	264,9	12:18'19.656
11	22.545	27.206	26.914	27.385	1'44.050	267,6	12:20'03.706
12	22.410	27.173	26.910	27.549	1'44.042	268,9	12:21'47.748
13	23.248	28.857	27.017	40.754	1'59.876P	269,6	12:23'47.624
14	10'22.122	28.652	27.781	27.809	1'46.364P	259,9	12:35'33.988
15	22.879	27.602	27.095	27.694	1'45.270	262,4	12:37'19.258
16	22.650	27.685	27.248	27.659	1'45.242	263,0	12:39'04.500
17	22.655	27.385	27.031	27.422	1'44.493	261,1	12:40'48.993
18	23.678	27.607	26.980	27.351	1'45.616	261,1	12:42'34.609
19	22.556	29.533	28.833	40.468	2'01.390P	252,0	12:44'35.999
20	58.478	51.660	31.750	47.450	3'09.338P	227,6	12:47'45.337

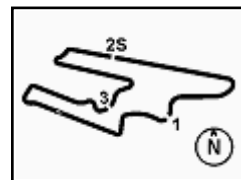
12° **25 M. BRENNER (1'44.425)**

Lap	Seg.1	Seg.2	Seg.3	Seg.4	Lap Time	km/h	Local Time
1		29.270	29.318	29.771	248,0	12:02'45.394	
2	24.163	28.588	27.752	28.194	1'48.697	255,6	12:04'34.091
3	23.172	27.797	28.651	28.132	1'47.752	264,3	12:06'21.843
4	23.098	27.998	27.817	27.773	1'46.686	256,8	12:08'08.529
5	29.318	28.234	27.481	27.700	1'52.733	262,4	12:10'01.262
6	22.802	27.865	27.111	27.413	1'45.191	261,7	12:11'46.453
7	22.828	27.744	29.055	41.763	2'01.390P	260,5	12:13'47.843
8	6'29.142	28.633	28.709	29.743	7'56.227P	257,4	12:21'44.070
9	24.997	27.763	27.605	27.923	1'48.288	264,9	12:23'32.358
10	22.946	27.625	29.006	27.994	1'47.571	264,9	12:25'19.929
11	24.424	27.859	27.433	27.990	1'47.706	263,0	12:27'07.635
12	23.091	27.662	26.823	27.686	1'45.262	263,0	12:28'52.897
13	22.856	27.673	29.869	28.913	1'49.311	260,5	12:30'42.208
14	22.929	27.795	27.285	27.678	1'45.687	258,0	12:32'27.895
15	27.635	28.102	27.560	40.774	2'04.071P	259,2	12:34'31.966
16	4'36.584	28.345	28.201	28.283	6'01.413P	253,8	12:40'33.379
17	22.638	27.728	26.963	27.438	1'44.767	256,2	12:42'18.146
18	22.660	27.668	26.790	27.380	1'44.498	257,4	12:44'02.644

9° **66 N. TUULI (1'44.207)**

Lap	Seg.1	Seg.2	Seg.3	Seg.4	Lap Time	km/h	Local Time
1		30.789	31.602	30.526	228,1	12:02'56.048	
2	25.102	28.970	29.801	29.203	1'53.076	232,0	12:04'49.124
3	23.697	28.263	28.573	28.201	1'48.734	260,5	12:06'37.858
4	22.990	27.851	27.493	28.043	1'46.377	260,5	12:08'24.235
5	22.764	27.651	27.475	27.832	1'45.722	262,4	12:10'09.957
6	22.700	27.871	27.173	27.730	1'45.474	261,7	12:11'55.431
7	22.598	27.747	27.098	27.643	1'45.086	259,2	12:13'40.517

15/10/2021



Motul Argentinean Round, 15-17 October 2021

Chronological Analysis Free Practice 1st Session

San Juan Villicum Circuit 4.276 m

3 / 4

19 22.585 27.585 26.873 27.382 1'44.425 260,5 12:45'47.069 19 22.608 27.752 27.872 27.669 1'45.901 259,2 12:46'08.302

13° 5 P. OETTL (1'44.753)								16° 32 S. MORAIS (1'45.221)							
Lap	Seg.1	Seg.2	Seg.3	Seg.4	Lap Time	km/h	Local Time	Lap	Seg.1	Seg.2	Seg.3	Seg.4	Lap Time	km/h	Local Time

1		30.496	29.501	29.882		257,4	12:02'27.172	1		31.461	32.431	31.195		218,5	12:02'46.166
2	24.156	28.746	29.206	28.798	1'50.906	263,0	12:04'18.078	2	24.821	29.099	29.269	30.326	1'53.515	249,1	12:04'39.681
3	23.155	28.060	28.094	28.320	1'47.629	264,3	12:06'05.707	3	23.727	29.027	28.985	29.247	1'50.986	249,7	12:06'30.667
4	23.069	28.003	27.771	28.297	1'47.140	261,7	12:07'52.847	4	23.336	29.586	28.508	28.782	1'50.212	254,4	12:08'20.879
5	22.722	27.577	27.468	27.792	1'45.559	265,6	12:09'38.406	5	23.327	28.747	28.046	29.356	1'49.476	259,2	12:10'10.355
6	23.724	28.276	28.177	31.093	1'51.270	264,3	12:11'29.676	6	23.122	28.406	27.942	28.310	1'47.780	259,2	12:11'58.135
7	22.856	27.922	27.632	28.274	1'46.684	263,0	12:13'16.360	7	24.214	28.354	27.957	28.059	1'48.584	258,0	12:13'46.719
8	22.728	27.941	27.435	27.824	1'45.928	262,4	12:15'02.288	8	23.025	28.408	27.916	28.174	1'47.523	258,0	12:15'34.242
9	24.449	28.714	28.062	41.141	2'02.366P	262,4	12:17'04.654	9	22.861	28.103	27.564	27.956	1'46.484	260,5	12:17'20.726
10	6'17.872	28.270	27.705	28.400	7'42.247P	261,7	12:24'46.901	10	22.817	28.003	27.508	27.964	1'46.292	259,2	12:19'07.018
11	22.743	27.775	35.325	27.412	1'53.255	263,0	12:26'40.156	11	22.796	28.015	27.745	43.309	2'01.865P	260,5	12:21'08.883
12	22.589	27.498	27.744	27.526	1'45.357	268,9	12:28'25.513	12	8'21.767	28.671	27.965	28.345	9'46.748P	259,2	12:30'55.631
13	22.614	27.528	27.343	27.715	1'45.200	264,9	12:30'10.713	13	23.106	28.777	28.922	28.325	1'49.130	213,7	12:32'44.761
14	22.609	27.565	38.847	42.227	2'11.248P	262,4	12:32'21.961	14	22.851	27.964	27.293	28.122	1'46.230	259,2	12:34'30.991
15	6'05.227	28.847	29.278	27.475	7'30.827P	258,0	12:39'52.788	15	22.697	27.915	27.041	27.760	1'45.413	258,6	12:36'16.404
16	23.207	28.100	27.237	27.595	1'46.139	257,4	12:41'38.927	16	22.803	28.795	27.422	27.963	1'46.983	258,0	12:38'03.387
17	22.559	27.663	27.128	27.403	1'44.753	259,9	12:43'23.680	17	22.712	27.940	27.289	27.884	1'45.825	260,5	12:39'49.212
18	28.013	28.240	27.157	27.414	1'50.824	261,7	12:45'14.504	18	24.577	31.028	27.291	27.734	1'50.630	258,0	12:41'39.842
								19	22.682	27.768	27.098	27.673	1'45.221	259,9	12:43'25.063
								20	25.652	29.550	27.377	27.650	1'50.229	261,1	12:45'15.292

14° 40 U. ORRADRE (1'44.784)							
Lap	Seg.1	Seg.2	Seg.3	Seg.4	Lap Time	km/h	Local Time

1		29.869	29.634	29.763		243,0	12:02'23.367
2	24.082	28.697	28.314	29.381	1'50.474	247,4	12:04'13.841
3	23.306	28.002	27.881	28.272	1'47.461	261,1	12:06'01.302
4	23.126	28.055	27.481	28.014	1'46.676	262,4	12:07'47.978
5	22.772	27.705	29.368	45.389	2'05.234P	264,3	12:09'53.212
6	7'09.151	28.249	27.967	28.179	8'33.546P	260,5	12:18'26.758
7	23.314	28.258	28.029	28.067	1'47.668	260,5	12:20'14.426
8	23.043	28.088	27.840	28.005	1'46.976	263,7	12:22'01.402
9	22.880	28.024	27.906	28.032	1'46.842	263,7	12:23'48.244
10	22.780	28.082	27.296	27.927	1'46.085	264,3	12:25'34.329
11	22.878	27.885	27.195	27.644	1'45.602	264,9	12:27'19.931
12	22.719	27.693	27.142	27.565	1'45.119	264,3	12:29'05.050
13	23.960	28.550	28.529	40.438	2'01.477P	256,8	12:31'06.527
14	7'52.212	28.624	28.198	28.339	9'17.373P	256,2	12:40'23.900
15	22.888	28.061	27.252	27.876	1'46.077	256,2	12:42'09.977
16	22.816	27.980	26.959	27.550	1'45.305	259,2	12:43'55.282
17	22.638	27.911	26.777	27.458	1'44.784	261,7	12:45'40.066

15° 28 G. VAN STRAALEN (1'44.887)							
Lap	Seg.1	Seg.2	Seg.3	Seg.4	Lap Time	km/h	Local Time

1		30.802	31.147	29.681		226,2	12:03'10.482
2	23.807	28.829	28.402	28.142	1'49.180	248,5	12:04'59.662
3	23.676	28.141	27.578	28.223	1'47.618	263,7	12:06'47.280
4	23.077	28.390	27.845	27.805	1'47.117	258,6	12:08'34.397
5	22.844	29.937	27.662	41.400	2'01.843P	258,0	12:10'36.240
6	8'08.769	28.851	28.352	27.985	9'33.957P	257,4	12:20'10.197
7	23.013	28.073	27.687	27.905	1'46.678	261,1	12:21'56.875
8	23.335	28.562	27.505	28.102	1'47.504	261,1	12:23'44.379
9	22.947	27.953	27.447	27.866	1'46.213	261,7	12:25'30.592
10	24.127	28.559	27.247	27.825	1'47.758	263,0	12:27'18.350
11	22.992	27.904	27.302	27.714	1'45.912	263,0	12:29'04.262
12	22.810	27.820	27.496	27.712	1'45.838	259,9	12:30'50.100
13	23.105	28.304	28.054	40.988	2'00.451P	255,0	12:32'50.551
14	3'07.881	28.031	27.452	27.499	4'30.863P	258,0	12:37'21.414
15	22.594	27.802	27.166	27.383	1'44.945	259,2	12:39'06.359
16	22.814	28.306	27.430	27.539	1'46.089	255,6	12:40'52.448
17	22.666	27.807	27.220	27.373	1'45.066	256,8	12:42'37.514
18	22.430	27.874	27.138	27.445	1'44.887	259,2	12:44'22.401

17° 74 A. GONZALES (1'46.635)							
Lap	Seg.1	Seg.2	Seg.3	Seg.4	Lap Time	km/h	Local Time

1		30.574	30.392	30.467		256,8	12:02'40.802
2	24.576	28.919	29.274	29.374	1'52.143	258,0	12:04'32.945
3	23.845	28.192	29.521	29.844	1'51.402	263,7	12:06'24.347
4	23.588	28.006	27.856	28.553	1'48.003	261,7	12:08'12.350
5	23.454	28.009	28.011	28.458	1'47.932	261,7	12:10'00.282
6	24.569	28.232	28.462	43.583	2'04.846P	264,3	12:12'05.128
7	8'14.089	28.770	28.334	28.533	9'39.726P	261,1	12:21'44.854
8	23.277	27.949	27.730	28.041	1'46.997	262,4	12:23'31.851
9	23.229	27.863	28.110	28.430	1'47.632	263,0	12:25'19.483
10	23.125	27.879	27.985	28.305	1'47.294	263,0	12:27'06.777
11	23.525	29.376	28.752	40.525	2'02.178P	264,3	12:29'08.955
12	5'38.628	29.252	29.970	28.502	7'06.352P	254,4	12:36'15.307
13	23.184	27.972	27.650	27.829	1'46.635	257,4	12:38'01.942
14	23.076	28.043	27.736	28.153	1'47.008	259,2	12:39'48.950
15	28.126	29.479	29.495	29.282	1'56.382	256,8	12:41'45.332
16	23.349	28.284	28.623	28.715	1'48.971	257,4	12:43'34.303
17	23.554	28.394	28.299	28.810	1'49.057	258,6	12:45'23.360

18° 24 L. TACCINI (1'47.655)							
Lap	Seg.1	Seg.2	Seg.3	Seg.4	Lap Time	km/h	Local Time

1		30.632	32.354	36.098		252,0	12:02'36.193
2	24.948	29.404	29.915	30.043	1'54.310	252,0	12:04'30.503
3	24.485	28.836	30.324	29.999	1'53.644	250,3	12:06'24.147
4	49.740	29.093	29.290	29.525	2'17.648	258,6	12:08'41.795
5	24.236	28.963	29.497	29.566	1'52.262	250,8	12:10'34.057
6	24.203	29.104	28.954	28.899	1'51.160	259,2	12:12'25.217
7	24.143	28.414	28.623	28.759	1'49.939	258,0	12:14'15.156
8	23.915	28.431	28.498	28.702	1'49.546	260,5	12:16'04.702
9	23.757	28.608	28.478	28.831	1'49.674	259,9	12:17'54.376
10	23.648	28.283	28.505	28.740	1'49.176	259,2	12:19'43.552
11	23.880	28.476	28.198	28.933	1'49.487	261,1	12:21'33.039
12	23.569	28.222	28.330	44.705	2'04.826P	263,0	12:23'37.865
13	13'19.325	29.231	29.230	28.986	1'46.772P	252,6	12:38'24.637
14	24.064	28.343	28.307	28.600	1'49.314	255,6	12:40'13.951
15	23.508	28.259	28.386	28.539	1'48.692	255,6	12:42'02.643
16	23.601	28.335	28.318	28.267	1'48.521	256,2	12:43'51.164

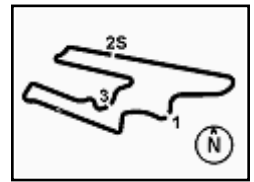
15/10/2021 P = Pits In/Out - C = Lap Time Cancelled

These data/results cannot be reproduced, stored and/or transmitted in whole or in part by any manner of electronic, mechanical, photocopying, recording, broadcasting or otherwise now known or herein after developed without the previous express consent by the copyright owner, except for reproduction in daily press and regular printed publications on sale to the public within 60 days of the event related to those data/results and always provided that copyright symbol appears together as follows below.

© DORNA WSBK ORGANIZATION Srl 2021

FKR PERUGIA TIMING





17 **23.272** 28.264 **27.842** 28.277 **1'47.655** 259,2 12:45'38.819

19° 57 M. PETRATTI (1'50.359)							
Lap	Seg.1	Seg.2	Seg.3	Seg.4	Lap Time	km/h	Local Time
1		31.245	31.691	30.700		220,2	12:20'55.430
2	25.181	29.251	29.920	29.272	1'53.624	241,9	12:22'49.054
3	24.644	28.825	36.516	29.512	1'59.497	257,4	12:24'48.551
4	24.206	29.053	29.555	29.585	1'52.399	258,6	12:26'40.950
5	24.282	28.978	28.872	28.917	1'51.049	261,1	12:28'31.999
6	23.676	28.700	29.102	28.881	1'50.359	257,4	12:30'22.358
7	24.554	32.138	30.845	44.720	2'12.257P	232,5	12:32'34.615

20° 64 J. BUIS (1'51.450)							
Lap	Seg.1	Seg.2	Seg.3	Seg.4	Lap Time	km/h	Local Time
1		31.020	31.439	31.467		217,6	12:02'31.400
2	25.164	30.017	31.181	31.350	1'57.712	235,6	12:04'29.112
3	24.919	29.654	30.649	30.609	1'55.831	228,6	12:06'24.943
4	24.624	29.498	30.265	30.212	1'54.599	227,6	12:08'19.542
5	24.461	29.146	29.465	29.911	1'52.983	250,8	12:10'12.525
6	25.444	29.172	29.399	30.145	1'54.160	260,5	12:12'06.685
7	24.737	29.300	29.388	29.948	1'53.373	258,0	12:14'00.058
8	24.421	29.263	29.140	42.925	2'05.749P	259,9	12:16'05.807
9	4'45.687	29.600	29.624	29.877	6'14.788P	261,1	12:22'20.595
10	24.650	29.334	29.159	29.516	1'52.659	261,7	12:24'13.254
11	24.531	29.388	29.162	29.951	1'53.032	262,4	12:26'06.286
12	24.561	29.181	28.944	29.501	1'52.187	263,0	12:27'58.473
13	24.564	29.162	29.364	31.112	1'54.202	235,6	12:29'52.675
14	24.380	29.183	28.919	29.506	1'51.988	255,6	12:31'44.663
15	24.070	29.062	28.815	42.616	2'04.563P	258,0	12:33'49.226
16	3'57.836	29.263	31.030	29.613	5'27.742P	258,6	12:39'16.968
17	24.142	29.162	28.821	29.325	1'51.450	255,6	12:41'08.418
18	23.883	28.874	43.027	1'06.148	2'41.932P	256,8	12:43'50.350

15/10/2021 P = Pits In/Out - C = Lap Time Cancelled

These data/results cannot be reproduced, stored and/or transmitted in whole or in part by any manner of electronic, mechanical, photocopying, recording, broadcasting or otherwise now known or herein after developed without the previous express consent by the copyright owner, except for reproduction in daily press and regular printed publications on sale to the public within 60 days of the event related to those data/results and always provided that copyright symbol appears together as follows below.

© DORNA WSBK ORGANIZATION Srl 2021

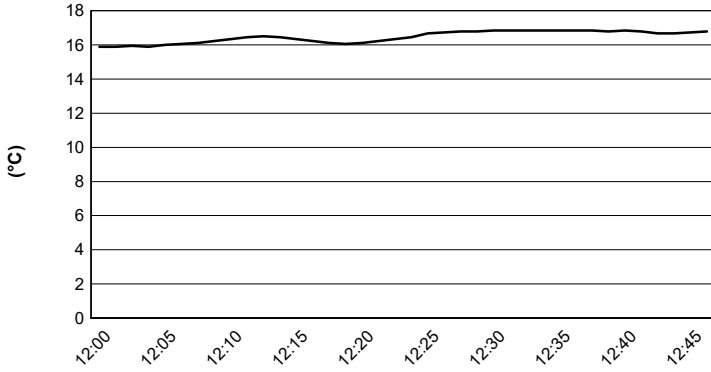


Motul Argentinean Round, 15-17 October 2021

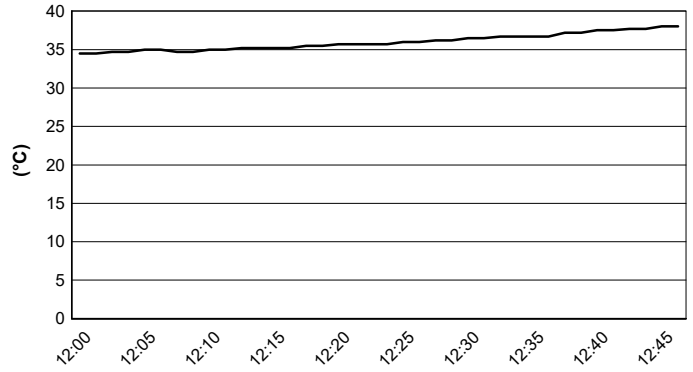
Weather Report Free Practice 1st Session

Session started 12:00 - Session ended 12:48

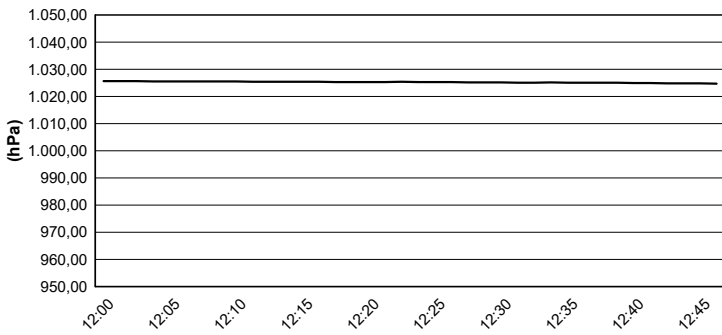
Air Temperature



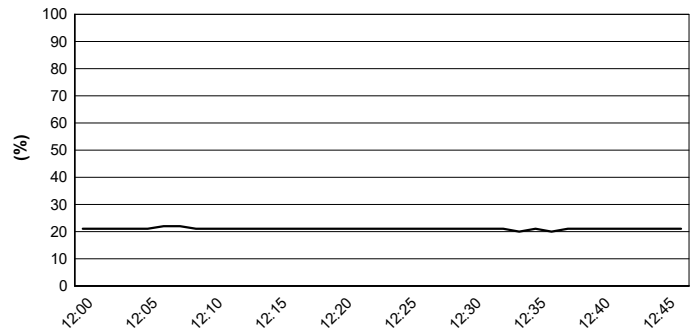
Track Temperature



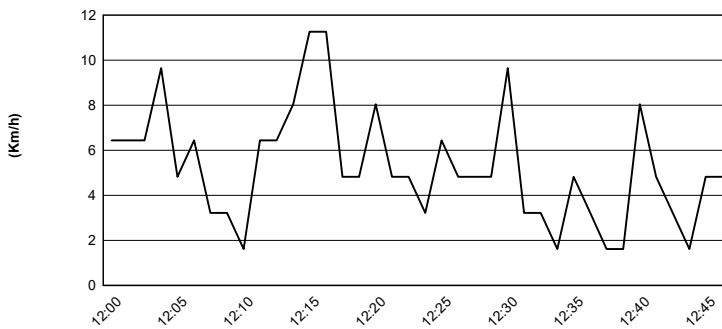
Air Pressure



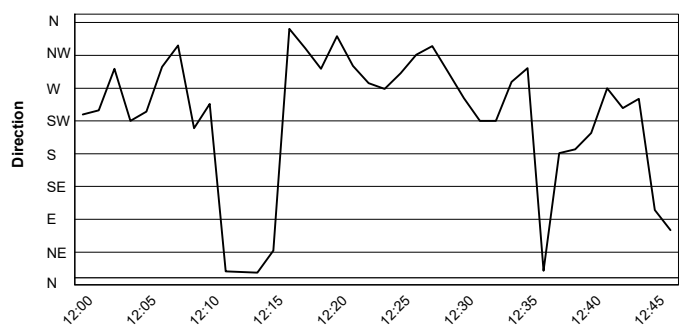
Humidity



Wind Speed



Wind Direction



15/10/2021

These data/results cannot be reproduced, stored and/or transmitted in whole or in part by any manner of electronic, mechanical, photocopying, recording, broadcasting or otherwise now known or herein after developed without the previous express consent by the copyright owner, except for reproduction in daily press and regular printed publications on sale to the public within 60 days of the event related to those data/results and always provided that copyright symbol appears together as follows below.

© DORNA WSBK ORGANIZATION Srl 2021