

## Motul Argentinean Round, 15-17 October 2021

### Results Warm Up

San Juan Villicum Circuit 4.276 m

1 / 2

No.	Rider	Nat	Team	Bike	Time	Gap	Rel.	Laps	Speed	
									Avg	Max
1	<b>16 J. CLUZEL</b>	FRA	GMT94 Yamaha	Yamaha YZF R6	<b>1'41.997</b>			8	150,922	<b>267,6</b>
2	<b>81 M. GONZALEZ</b>	ESP	Yamaha ParkinGo Team	Yamaha YZF R6	<b>1'42.023</b>	0.026	0.026	7	150,884	<b>264,9</b>
3	<b>61 C. ONCU</b>	TUR	Kawasaki Puccetti Racing	Kawasaki ZX-6R	<b>1'42.339</b>	0.342	0.316	9	150,418	<b>267,6</b>
4	<b>77 D. AEGERTER</b>	SUI	Ten Kate Racing Yamaha	Yamaha YZF R6	<b>1'42.554</b>	0.557	0.215	9	150,102	<b>264,3</b>
5	<b>66 N. TUULI</b>	FIN	MV Agusta Corse Clienti	MV Agusta F3 675	<b>1'42.586</b>	0.589	0.032	9	150,056	<b>262,4</b>
6	<b>56 P. SEBESTYEN</b>	HUN	Evan Bros. WorldSSP Yamaha Team	Yamaha YZF R6	<b>1'42.601</b>	0.604	0.015	9	150,034	<b>266,9</b>
7	<b>4 S. ODENDAAL</b>	RSA	Evan Bros. WorldSSP Yamaha Team	Yamaha YZF R6	<b>1'42.768</b>	0.771	0.167	9	149,790	<b>270,9</b>
8	<b>3 R. DE ROSA</b>	ITA	Orelac Racing VerdNatura	Kawasaki ZX-6R	<b>1'42.873</b>	0.876	0.105	9	149,637	<b>266,9</b>
9	<b>53 V. DEBISE</b>	FRA	GMT94 Yamaha	Yamaha YZF R6	<b>1'42.970</b>	0.973	0.097	9	149,496	<b>263,6</b>
10	<b>5 P. OETTL</b>	GER	Kawasaki Puccetti Racing	Kawasaki ZX-6R	<b>1'43.026</b>	1.029	0.056	7	149,415	<b>264,3</b>
11	<b>40 U. ORRADRE</b>	ESP	Yamaha MS Racing	Yamaha YZF R6	<b>1'43.150</b>	1.153	0.124	9	149,235	<b>263,0</b>
12	<b>38 H. SOOMER</b>	EST	Kallio Racing	Yamaha YZF R6	<b>1'43.210</b>	1.213	0.060	9	149,148	<b>269,6</b>
13	<b>28 G. VAN STRAALLEN</b>	NED	EAB Racing Team	Yamaha YZF R6	<b>1'43.359</b>	1.362	0.149	9	148,933	<b>264,3</b>
14	<b>25 M. BRENNER</b>	SUI	VFT Racing	Yamaha YZF R6	<b>1'43.496</b>	1.499	0.137	9	148,736	<b>260,5</b>
15	<b>95 V. TAKALA</b>	FIN	Kallio Racing	Yamaha YZF R6	<b>1'43.499</b>	1.502	0.003	9	148,732	<b>268,2</b>
16	<b>24 L. TACCINI</b>	ITA	Ten Kate Racing Yamaha	Yamaha YZF R6	<b>1'43.723</b>	1.726	0.224	9	148,411	<b>263,6</b>
17	<b>32 S. MORAIS</b>	POR	Wojcik Racing Team	Yamaha YZF R6	<b>1'44.332</b>	2.335	0.609	9	147,544	<b>262,4</b>
18	<b>74 A. GONZALEZ</b>	ARG	VFT Racing	Yamaha YZF R6	<b>1'44.541</b>	2.544	0.209	9	147,249	<b>260,5</b>
19	<b>64 J. BUIS</b>	NED	G.A.P. MOTOZOO Racing by Puccetti	Kawasaki ZX-6R	<b>1'45.614</b>	3.617	1.073	9	145,753	<b>263,6</b>
20	<b>57 M. PETRATTI</b>	ARG	Yamaha MS Racing	Yamaha YZF R6				0		<b>225,3</b>

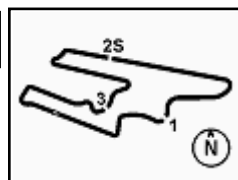
AIR	Humidity:	25%	Temp:	17°C
TRACK	Condition:	Dry	Temp:	28°C

Records	Pole	(SP)	2021	J.Cluzel	1'41.740	151,300	Km/h
	Race	(RC1)	2021	J.Cluzel	1'42.147	150,700	Km/h
	All Times	(SP)	2021	J.Cluzel	1'41.740	151,300	Km/h

Start                      End                      The results are provisional until the end of the time limit for protests and appeals  
 17/10/2021              10:29                      10:51                      and the completion of the technical checks.

These data/results cannot be reproduced, stored and/or transmitted in whole or in part by any manner of electronic, mechanical, photocopying, recording, broadcasting or otherwise now known or herein after developed without the previous express consent by the copyright owner, except for reproduction in daily press and regular printed publications on sale to the public within 60 days of the event related to those data/results and always provided that copyright symbol appears together as follows below.

© DORNA WSBK ORGANIZATION Srl 2021



## Motul Argentinean Round, 15-17 October 2021

### Results Warm Up

San Juan Villicum Circuit 4.276 m

2 / 2

#### Session Highlights

Local Time	No. Rider	Description
10.21.52		START DELAYED
10.29.00		Start
10.32.35	57 M. PETRATTI	Technical Problem - Turn 7
10.33.13	53 V. DEBISE	Lap Cancelled (1'44.741) - Exceeded Track Limits - Turn 9
10.33.47	24 L. TACCINI	Lap Cancelled (1'45.713) - Exceeded Track Limits - Turn 9
10.34.30		RED FLAG
10.46.03	5 P. OETTL	Lap Cancelled (7'49.508) - Exceeded Track Limits - Turn 14
10.51.51		End Of Session

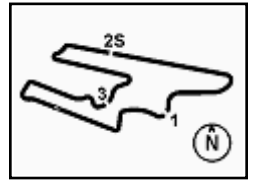
#### Fastest Laps Sequence

No.	Rider	Nat	Team	Bike	Local Time	Time	Gap	Avg
28	G. VAN STRAALEN	NED	EAB Racing Team	Yamaha YZF R6	10:32'52.560	<b>1'44.105</b>		147,866
77	D. AEGERTER	SUI	Ten Kate Racing Yamaha	Yamaha YZF R6	10:33'08.367	<b>1'43.527</b>	-0.578	148,692
81	M. GONZALEZ	ESP	Yamaha ParkinGo Team	Yamaha YZF R6	10:33'40.021	<b>1'43.371</b>	-0.156	148,916
61	C. ONCU	TUR	Kawasaki Puccetti Racing	Kawasaki ZX-6R	10:42'47.472	<b>1'42.691</b>	-0.680	149,902
61	C. ONCU	TUR	Kawasaki Puccetti Racing	Kawasaki ZX-6R	10:44'30.069	<b>1'42.597</b>	-0.094	150,039
77	D. AEGERTER	SUI	Ten Kate Racing Yamaha	Yamaha YZF R6	10:45'03.484	<b>1'42.554</b>	-0.043	150,102
81	M. GONZALEZ	ESP	Yamaha ParkinGo Team	Yamaha YZF R6	10:45'13.723	<b>1'42.389</b>	-0.165	150,344
16	J. CLUZEL	FRA	GMT94 Yamaha	Yamaha YZF R6	10:45'26.522	<b>1'42.371</b>	-0.018	150,371
81	M. GONZALEZ	ESP	Yamaha ParkinGo Team	Yamaha YZF R6	10:46'55.825	<b>1'42.102</b>	-0.269	150,767
81	M. GONZALEZ	ESP	Yamaha ParkinGo Team	Yamaha YZF R6	10:48'37.848	<b>1'42.023</b>	-0.079	150,884
16	J. CLUZEL	FRA	GMT94 Yamaha	Yamaha YZF R6	10:48'52.916	<b>1'41.997</b>	-0.026	150,922

Start 10:29 End 10:51 The results are provisional until the end of the time limit for protests and appeals and the completion of the technical checks.

These data/results cannot be reproduced, stored and/or transmitted in whole or in part by any manner of electronic, mechanical, photocopying, recording, broadcasting or otherwise now known or herein after developed without the previous express consent by the copyright owner, except for reproduction in daily press and regular printed publications on sale to the public within 60 days of the event related to those data/results and always provided that copyright symbol appears together as follows below.

© DORNA WSBK ORGANIZATION Srl 2021



## Motul Argentinean Round, 15-17 October 2021

### Starting Grid - Race 2 (19 Laps x 4,276 km = 81,244 km)

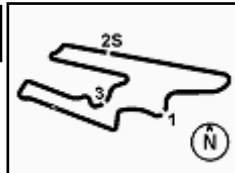
Pos	No.	Rider	Team	Time	Q
1	16	CLUZEL J.	Yamaha	1'41.740	1
2	61	ONCU C.	Kawasaki	1'42.136	2
3	3	DE ROSA R.	Kawasaki	1'42.348	3
4	40	ORRADRE U.	Yamaha	1'42.728	4
5	25	BRENNER M.	Yamaha	1'42.858	5
6	74	GONZALEZ A.	Yamaha	1'43.820	6
7	64	BUIS J.	Kawasaki	1'46.086	7
8	4	ODENDAAL S.	Yamaha	1'42.075	
9	77	AEGERTER D.	Yamaha	1'42.173	
10	56	SEBESTYEN P.	Yamaha	1'42.508	
11	5	OETTL P.	Kawasaki	1'42.745	
12	95	TAKALA V.	Yamaha	1'43.010	
13	32	MORAIS S.	Yamaha	1'43.908	
14	81	GONZALEZ M.	Yamaha	1'42.080	
15	28	VAN STRAALLEN G.	Yamaha	1'43.194	
16	38	SOOMER H.	Yamaha	1'42.790	
17	66	TUULI N.	MV Agusta	1'42.710	
18	53	DEBISE V.	Yamaha	1'42.199	
19	24	TACCINI L.	Yamaha	1'44.491	
20	57	PETRATTI M.	Yamaha	1'46.403	

N.57 (Petratti M.) has been penalized to start from the pit lane (Infringement of Art. 1.21.14)

17/10/2021 The Race Director .....

\* = Penalized

These data/results cannot be reproduced, stored and/or transmitted in whole or in part by any manner of electronic, mechanical, photocopying, recording, broadcasting or otherwise now known or herein after developed without the previous express consent by the copyright owner, except for reproduction in daily press and regular printed publications on sale to the public within 60 days of the event related to those data/results and always provided that copyright symbol appears together as follows below. © DORNA WSBK ORGANIZATION Srl 2021



## Motul Argentinean Round, 15-17 October 2021

### Best Sectors & Speed Warm Up

San Juan Villicum Circuit 4.276 m

BEST LAP			
1	16 J. CLUZEL	Yamaha YZF R6	1'41.997
2	81 M. GONZALEZ	Yamaha YZF R6	1'42.023
3	61 C. ONCU	Kawasaki ZX-6R	1'42.339
4	77 D. AEGERTER	Yamaha YZF R6	1'42.554
5	66 N. TUULI	MV Agusta F3 675	1'42.586
6	56 P. SEBESTYEN	Yamaha YZF R6	1'42.601
7	4 S. ODENDAAL	Yamaha YZF R6	1'42.768
8	3 R. DE ROSA	Kawasaki ZX-6R	1'42.873
9	53 V. DEBISE	Yamaha YZF R6	1'42.970
10	5 P. OETTL	Kawasaki ZX-6R	1'43.026
11	40 U. ORRADRE	Yamaha YZF R6	1'43.150
12	38 H. SOOMER	Yamaha YZF R6	1'43.210
13	28 G. VAN STRAALEN	Yamaha YZF R6	1'43.359
14	25 M. BRENNER	Yamaha YZF R6	1'43.496
15	95 V. TAKALA	Yamaha YZF R6	1'43.499
16	24 L. TACCINI	Yamaha YZF R6	1'43.723
17	32 S. MORAIS	Yamaha YZF R6	1'44.332
18	74 A. GONZALEZ	Yamaha YZF R6	1'44.541
19	64 J. BUIS	Kawasaki ZX-6R	1'45.614
20	57 M. PETRATTI	Yamaha YZF R6	

SPEED			
1	4 S. ODENDAAL	Yamaha YZF R6	270.9
2	38 H. SOOMER	Yamaha YZF R6	269.6
3	95 V. TAKALA	Yamaha YZF R6	268.2
4	61 C. ONCU	Kawasaki ZX-6R	267.6
5	16 J. CLUZEL	Yamaha YZF R6	267.6
6	56 P. SEBESTYEN	Yamaha YZF R6	266.9
7	3 R. DE ROSA	Kawasaki ZX-6R	266.9
8	81 M. GONZALEZ	Yamaha YZF R6	264.9
9	5 P. OETTL	Kawasaki ZX-6R	264.3
10	28 G. VAN STRAALEN	Yamaha YZF R6	264.3
11	77 D. AEGERTER	Yamaha YZF R6	264.3
12	64 J. BUIS	Kawasaki ZX-6R	263.6
13	53 V. DEBISE	Yamaha YZF R6	263.6
14	24 L. TACCINI	Yamaha YZF R6	263.6
15	40 U. ORRADRE	Yamaha YZF R6	263.0
16	66 N. TUULI	MV Agusta F3 675	262.4
17	32 S. MORAIS	Yamaha YZF R6	262.4
18	25 M. BRENNER	Yamaha YZF R6	260.5
19	74 A. GONZALEZ	Yamaha YZF R6	260.5
20	57 M. PETRATTI	Yamaha YZF R6	225.3

SEG. 1		
1	61 C. ONCU	21.880
2	66 N. TUULI	21.971
3	81 M. GONZALEZ	21.982
4	77 D. AEGERTER	22.035
5	16 J. CLUZEL	22.045
6	38 H. SOOMER	22.079
7	56 P. SEBESTYEN	22.121
8	5 P. OETTL	22.125
9	53 V. DEBISE	22.139
10	40 U. ORRADRE	22.190
11	4 S. ODENDAAL	22.196
12	3 R. DE ROSA	22.210
13	28 G. VAN STRAALEN	22.251
14	32 S. MORAIS	22.297
15	95 V. TAKALA	22.307
16	25 M. BRENNER	22.326
17	24 L. TACCINI	22.330
18	74 A. GONZALEZ	22.382
19	64 J. BUIS	22.611
20	57 M. PETRATTI	23.395

SEG. 2		
1	4 S. ODENDAAL	26.889
2	61 C. ONCU	27.094
3	16 J. CLUZEL	27.109
4	81 M. GONZALEZ	27.142
5	56 P. SEBESTYEN	27.209
6	95 V. TAKALA	27.230
7	38 H. SOOMER	27.246
8	3 R. DE ROSA	27.295
9	24 L. TACCINI	27.297
10	53 V. DEBISE	27.307
11	77 D. AEGERTER	27.316
12	5 P. OETTL	27.325
13	25 M. BRENNER	27.339
14	66 N. TUULI	27.340
15	40 U. ORRADRE	27.389
16	28 G. VAN STRAALEN	27.452
17	74 A. GONZALEZ	27.526
18	64 J. BUIS	27.652
19	32 S. MORAIS	27.669
20	57 M. PETRATTI	30.192

SEG. 3		
1	81 M. GONZALEZ	26.110
2	16 J. CLUZEL	26.119
3	77 D. AEGERTER	26.166
4	66 N. TUULI	26.230
5	3 R. DE ROSA	26.262
6	61 C. ONCU	26.331
7	56 P. SEBESTYEN	26.391
8	53 V. DEBISE	26.426
9	25 M. BRENNER	26.459
10	5 P. OETTL	26.502
11	40 U. ORRADRE	26.538
12	28 G. VAN STRAALEN	26.555
13	38 H. SOOMER	26.559
14	4 S. ODENDAAL	26.593
15	95 V. TAKALA	26.639
16	24 L. TACCINI	26.680
17	74 A. GONZALEZ	26.843
18	32 S. MORAIS	26.868
19	64 J. BUIS	27.211
20	57 M. PETRATTI	30.124

SEG. 4		
1	16 J. CLUZEL	26.717
2	81 M. GONZALEZ	26.718
3	56 P. SEBESTYEN	26.775
4	61 C. ONCU	26.785
5	40 U. ORRADRE	26.790
6	66 N. TUULI	26.891
7	53 V. DEBISE	26.917
8	77 D. AEGERTER	26.977
9	4 S. ODENDAAL	26.997
10	28 G. VAN STRAALEN	27.055
11	5 P. OETTL	27.074
12	3 R. DE ROSA	27.091
13	95 V. TAKALA	27.101
14	38 H. SOOMER	27.112
15	25 M. BRENNER	27.153
16	74 A. GONZALEZ	27.254
17	24 L. TACCINI	27.316
18	32 S. MORAIS	27.422
19	64 J. BUIS	27.686
20	57 M. PETRATTI	28.542

17/10/2021

These data/results cannot be reproduced, stored and/or transmitted in whole or in part by any manner of electronic, mechanical, photocopying, recording, broadcasting or otherwise now known or herein after developed without the previous express consent by the copyright owner, except for reproduction in daily press and regular printed publications on sale to the public within 60 days of the event related to those data/results and always provided that copyright symbol appears together as follows below.

© DORNA WSBK ORGANIZATION Srl 2021

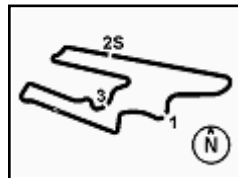
FICR PERUGIA TIMING



Official Tyre Supplier



Official Timekeeper



## Motul Argentinean Round, 15-17 October 2021

### Ideal Times Warm Up

San Juan Villicum Circuit 4.276 m

No.	Rider	Nat	Bike	Seg. 1	Seg. 2	Seg. 3	Seg. 4	Ideal Time		
				Diff. 1	Diff. 2	Diff. 3	Diff. 4	Best Lap	Pos.	Diff.
1	<b>81 M. GONZALEZ</b>	ESP	Yamaha YZF R6	21.982 +0.013	27.142 +0.022	<b>26.110</b> +0.036	26.718	<b>1'41.952</b> 1'42.023	2	0.071
2	<b>16 J. CLUZEL</b>	FRA	Yamaha YZF R6	22.045	27.109 +0.007	26.119	<b>26.717</b>	<b>1'41.990</b> 1'41.997	1	0.007
3	<b>61 C. ONCU</b>	TUR	Kawasaki ZX-6R	<b>21.880</b> +0.071	27.094 +0.178	26.331	26.785	<b>1'42.090</b> 1'42.339	3	0.249
4	<b>66 N. TUULI</b>	FIN	MV Agusta F3 675	21.971	27.340	26.230	26.891 +0.154	<b>1'42.432</b> 1'42.586	5	0.154
5	<b>77 D. AEGERTER</b>	SUI	Yamaha YZF R6	22.035	27.316	26.166	26.977 +0.060	<b>1'42.494</b> 1'42.554	4	0.060
6	<b>56 P. SEBESTYEN</b>	HUN	Yamaha YZF R6	22.121 +0.046	27.209	26.391 +0.059	26.775	<b>1'42.496</b> 1'42.601	6	0.105
7	<b>4 S. ODENDAAL</b>	RSA	Yamaha YZF R6	22.196	<b>26.889</b> +0.093	26.593	26.997	<b>1'42.675</b> 1'42.768	7	0.093
8	<b>53 V. DEBISE</b>	FRA	Yamaha YZF R6	22.139	27.307 +0.041	26.426 +0.113	26.917 +0.027	<b>1'42.789</b> 1'42.970	9	0.181
9	<b>3 R. DE ROSA</b>	ITA	Kawasaki ZX-6R	22.210	27.295 +0.015	26.262	27.091	<b>1'42.858</b> 1'42.873	8	0.015
10	<b>40 U. ORRADRE</b>	ESP	Yamaha YZF R6	22.190 +0.243	27.389	26.538	26.790	<b>1'42.907</b> 1'43.150	11	0.243
11	<b>38 H. SOOMER</b>	EST	Yamaha YZF R6	22.079	27.246	26.559 +0.137	27.112 +0.077	<b>1'42.996</b> 1'43.210	12	0.214
12	<b>5 P. OETTL</b>	GER	Kawasaki ZX-6R	22.125	27.325	26.502	27.074	<b>1'43.026</b> 1'43.026	10	
13	<b>25 M. BRENNER</b>	SUI	Yamaha YZF R6	22.326 +0.032	27.339 +0.127	26.459	27.153 +0.060	<b>1'43.277</b> 1'43.496	14	0.219
14	<b>95 V. TAKALA</b>	FIN	Yamaha YZF R6	22.307 +0.018	27.230	26.639 +0.049	27.101 +0.155	<b>1'43.277</b> 1'43.499	15	0.222
15	<b>28 G. VAN STRAALEN</b>	NED	Yamaha YZF R6	22.251 +0.037	27.452 +0.009	26.555	27.055	<b>1'43.313</b> 1'43.359	13	0.046
16	<b>24 L. TACCINI</b>	ITA	Yamaha YZF R6	22.330	27.297	26.680	27.316 +0.100	<b>1'43.623</b> 1'43.723	16	0.100
17	<b>74 A. GONZALEZ</b>	ARG	Yamaha YZF R6	22.382 +0.133	27.526 +0.039	26.843 +0.364	27.254	<b>1'44.005</b> 1'44.541	18	0.536
18	<b>32 S. MORAIS</b>	POR	Yamaha YZF R6	22.297	27.669	26.868 +0.074	27.422 +0.002	<b>1'44.256</b> 1'44.332	17	0.076
19	<b>64 J. BUIS</b>	NED	Kawasaki ZX-6R	22.611 +0.034	27.652 +0.181	27.211 +0.150	27.686 +0.089	<b>1'45.160</b> 1'45.614	19	0.454
	<b>57 M. PETRATTI</b>	ARG	Yamaha YZF R6							
<b>Overall Ideal Time</b>				21.880	26.889	26.110	26.717	<b>1'41.596</b>		

17/10/2021

These data/results cannot be reproduced, stored and/or transmitted in whole or in part by any manner of electronic, mechanical, photocopying, recording, broadcasting or otherwise now known or herein after developed without the previous express consent by the copyright owner, except for reproduction in daily press and regular printed publications on sale to the public within 60 days of the event related to those data/results and always provided that copyright symbol appears together as follows below.

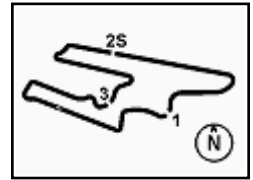
© DORNA WSBK ORGANIZATION Srl 2021

**PIRELLI PERUGIA TIMING**


Official Tyre Supplier



Official Timekeeper



### Motul Argentinean Round, 15-17 October 2021

#### Chronological Analysis Warm Up

San Juan Villicum Circuit 4.276 m

1 / 2

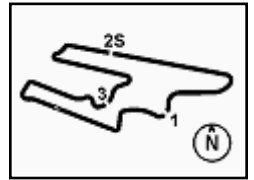
1° 16 J. CLUZEL (1'41.997)								6° 56 P. SEBESTYEN (1'42.601)							
Lap	Seg.1	Seg.2	Seg.3	Seg.4	Lap Time	km/h	Local Time	Lap	Seg.1	Seg.2	Seg.3	Seg.4	Lap Time	km/h	Local Time
1		29.300	28.167	27.506		251,4	10:32'10.810	1		28.293	27.693	27.550		259,2	10:31'09.106
2	22.445	27.248	26.637	27.053	1'43.383	264,9	10:33'54.193	2	22.614	27.390	26.972	27.158	1'44.134	<b>266,9</b>	10:32'53.240
3	22.090	27.104	26.337	26.847	1'42.378C	264,9	10:35'36.571	3	22.834	27.250	27.934	27.079	1'45.097C	<b>266,9</b>	10:34'38.337
4	23.292	28.311	27.599	40.201	1'59.403CP	260,5	10:37'35.974	4	22.983	28.571	28.200	41.509	2'01.263CP	263,0	10:36'39.600
5	3'01.001	27.722	26.851	27.269	4'22.843P	263,0	10:41'58.817	5	3'15.370	27.567	27.354	27.881	4'38.172P	264,3	10:41'17.772
6	22.324	27.540	28.413	27.057	1'45.334	265,6	10:43'44.151	6	22.320	27.314	26.556	27.123	1'43.313	266,2	10:43'01.085
7	22.059	<b>27.109</b>	26.245	26.958	1'42.371	266,9	10:45'26.522	7	22.167	<b>27.209</b>	26.450	<b>26.775</b>	<b>1'42.601</b>	264,9	10:44'43.686
8	23.823	27.364	26.288	26.922	1'44.397	265,6	10:47'10.919	8	24.843	28.895	26.885	27.208	1'47.831C	264,9	10:46'31.517
9	<b>22.045</b>	27.116	<b>26.119</b>	<b>26.717</b>	<b>1'41.997</b>	<b>267,6</b>	10:48'52.916	9	<b>22.121</b>	27.287	<b>26.391</b>	26.903	1'42.702	264,9	10:48'14.219
								10	23.155	27.660	26.525	27.095	1'44.435	265,6	10:49'58.654
2° 81 M. GONZALEZ (1'42.023)								7° 4 S. ODENDAAL (1'42.768)							
Lap	Seg.1	Seg.2	Seg.3	Seg.4	Lap Time	km/h	Local Time	Lap	Seg.1	Seg.2	Seg.3	Seg.4	Lap Time	km/h	Local Time
1		28.853	27.204	27.450		254,4	10:31'56.650	1		28.431	27.415	27.740		259,9	10:31'27.993
2	22.348	27.363	26.704	26.956	1'43.371	258,0	10:33'40.021	2	22.858	27.387	27.275	27.454	1'44.974	264,3	10:33'12.967
3	22.174	27.338	28.148	43.637	2'01.297CP	260,5	10:35'41.318	3	22.502	27.295	26.855	27.312	1'43.964C	264,3	10:34'56.931
4	4'45.237	28.032	26.784	27.202	6'07.255P	260,5	10:41'48.573	4	24.176	28.480	27.206	41.026	2'00.888CP	259,9	10:36'57.819
5	22.264	27.193	26.375	26.929	1'42.761	<b>264,9</b>	10:43'31.334	5	2'55.002	27.854	28.928	27.565	4'19.349P	264,9	10:41'17.168
6	22.043	<b>27.142</b>	26.256	26.948	1'42.389	262,4	10:45'13.723	6	22.395	27.138	26.776	27.181	1'43.490	266,2	10:43'00.658
7	<b>21.982</b>	27.183	<b>26.110</b>	26.827	1'42.102	263,0	10:46'55.825	7	<b>22.196</b>	26.982	<b>26.593</b>	<b>26.997</b>	<b>1'42.768</b>	266,2	10:44'43.426
8	21.995	27.164	26.146	<b>26.718</b>	<b>1'42.023</b>	263,0	10:48'37.848	8	22.327	27.050	26.703	27.194	1'43.274	266,2	10:46'26.700
3° 61 C. ONCU (1'42.339)								8° 3 R. DE ROSA (1'42.873)							
Lap	Seg.1	Seg.2	Seg.3	Seg.4	Lap Time	km/h	Local Time	Lap	Seg.1	Seg.2	Seg.3	Seg.4	Lap Time	km/h	Local Time
1		27.874	26.666	27.168		258,0	10:31'05.700	1		28.194	27.695	27.831		257,4	10:31'18.548
2	25.852	27.233	28.720	27.027	1'48.832	<b>267,6</b>	10:32'54.532	2	22.557	27.439	26.676	27.472	1'44.144	261,7	10:33'02.692
3	21.930	<b>27.094</b>	26.584	26.860	1'42.468C	<b>267,6</b>	10:34'37.000	3	22.489	27.358	26.473	27.357	1'43.677C	261,1	10:34'46.369
4	22.613	29.562	28.280	40.620	2'01.075CP	262,4	10:36'38.075	4	23.882	30.294	28.679	40.512	2'03.367CP	237,6	10:36'49.736
5	3'05.588	27.654	26.494	26.970	4'26.706P	261,7	10:41'04.781	5	3'08.684	27.732	26.908	27.406	4'30.730P	262,4	10:41'20.466
6	<b>21.880</b>	27.394	26.526	26.891	1'42.691	263,0	10:42'47.472	6	22.500	27.424	26.916	27.122	1'43.962	<b>266,9</b>	10:43'04.428
7	22.021	27.305	26.461	26.810	1'42.597	263,0	10:44'30.069	7	<b>22.210</b>	27.310	<b>26.262</b>	<b>27.091</b>	<b>1'42.873</b>	263,7	10:44'47.301
8	22.608	32.045	26.692	26.884	1'48.229	245,7	10:46'18.298	8	22.331	27.486	26.525	27.225	1'43.567	262,4	10:46'30.868
9	27.198	27.459	26.522	26.829	1'48.008	263,7	10:48'06.306	9	22.271	27.547	26.263	27.120	1'43.201	264,9	10:48'14.069
10	21.951	27.272	<b>26.331</b>	<b>26.785</b>	<b>1'42.339</b>	263,0	10:49'48.645	10	22.301	<b>27.295</b>	26.665	27.182	1'43.443	<b>266,9</b>	10:49'57.512
4° 77 D. AEGERTER (1'42.554)								9° 53 V. DEBISE (1'42.970)							
Lap	Seg.1	Seg.2	Seg.3	Seg.4	Lap Time	km/h	Local Time	Lap	Seg.1	Seg.2	Seg.3	Seg.4	Lap Time	km/h	Local Time
1		28.803	27.037	27.435		256,8	10:31'24.840	1		28.474	27.477	27.534		252,6	10:31'08.308
2	22.251	27.537	26.368	27.371	1'43.527	261,7	10:33'08.367	2	22.649	27.695	27.210	27.187	1'44.741C	256,8	10:32'53.049
3	22.130	27.446	26.300	26.929	1'42.805C	261,1	10:34'51.172	3	22.774	<b>27.307</b>	26.665	27.459	1'44.205C	262,4	10:34'37.254
4	22.282	27.602	27.458	39.071	1'56.413CP	261,7	10:36'47.585	4	23.235	28.673	28.585	40.665	2'01.158CP	254,4	10:36'38.412
5	3'28.372	28.116	26.696	27.226	4'50.410P	260,5	10:41'37.995	5	3'07.096	27.955	27.601	27.143	4'29.795P	<b>263,7</b>	10:41'08.207
6	22.170	27.458	26.330	<b>26.977</b>	1'42.935	<b>264,3</b>	10:43'20.930	6	22.405	27.641	26.779	27.089	1'43.914	260,5	10:42'52.121
7	<b>22.035</b>	<b>27.316</b>	<b>26.166</b>	27.037	<b>1'42.554</b>	263,7	10:45'03.484	7	22.168	27.389	26.727	<b>26.917</b>	1'43.201	261,7	10:44'35.322
8	22.117	27.530	26.173	26.985	1'42.805	262,4	10:46'46.289	8	22.260	27.449	26.826	26.945	1'43.480	259,9	10:46'18.802
9	22.136	27.508	26.215	26.995	1'42.854	263,7	10:48'29.143	9	22.204	27.434	<b>26.426</b>	27.027	1'43.091	260,5	10:48'01.893
10	22.090	27.334	27.567	27.378	1'44.369	263,7	10:50'13.512	10	<b>22.139</b>	27.348	26.539	26.944	<b>1'42.970</b>	262,4	10:49'44.863
5° 66 N. TUULI (1'42.586)								10° 5 P. OETTL (1'43.026)							
Lap	Seg.1	Seg.2	Seg.3	Seg.4	Lap Time	km/h	Local Time	Lap	Seg.1	Seg.2	Seg.3	Seg.4	Lap Time	km/h	Local Time
1		28.756	27.650	27.931		254,4	10:31'29.759	1		28.573	27.652	27.781		257,4	10:31'10.418
2	22.648	27.707	26.872	27.224	1'44.451	259,2	10:33'14.210	2	22.700	27.536	27.306	27.400	1'44.942	262,4	10:32'55.360
3	22.370	27.565	26.712	27.233	1'43.880C	258,6	10:34'58.090	3	22.261	27.647	26.660	27.151	1'43.719C	261,7	10:34'39.079
4	23.562	28.604	27.372	41.797	2'01.335CP	255,0	10:36'59.425	4	23.615	29.972	31.220	42.479	2'07.286CP	250,8	10:36'46.365
5	3'16.868	27.921	26.932	27.256	4'38.977P	259,9	10:41'38.402	5	6'27.338	28.121	26.852	27.197	7'49.508CP	263,0	10:44'35.873
6	22.246	27.359	26.548	27.091	1'43.244	<b>262,4</b>	10:43'21.646	6	22.263	27.468	26.628	27.254	1'43.613	<b>264,3</b>	10:46'19.486
7	<b>21.971</b>	<b>27.340</b>	<b>26.230</b>	27.045	<b>1'42.586</b>	261,1	10:45'04.232	7	<b>22.125</b>	<b>27.325</b>	<b>26.502</b>	<b>27.074</b>	<b>1'43.026</b>	263,7	10:48'02.512
8	22.023	27.387	26.492	27.067	1'42.969	259,2	10:46'47.201	8	28.009	30.757	31.284	28.314	1'58.364	255,6	10:50'00.876
9	22.059	27.359	26.363	<b>26.891</b>	1'42.672	260,5	10:48'29.873								
10	21.999	27.347	26.321	27.041	1'42.708	259,9	10:50'12.581								

17/10/2021 P = Pits In/Out - C = Lap Time Cancelled

These data/results cannot be reproduced, stored and/or transmitted in whole or in part by any manner of electronic, mechanical, photocopying, recording, broadcasting or otherwise now known or herein after developed without the previous express consent by the copyright owner, except for reproduction in daily press and regular printed publications on sale to the public within 60 days of the event related to those data/results and always provided that copyright symbol appears together as follows below.

© DORNA WSBK ORGANIZATION Srl 2021





## Motul Argentinean Round, 15-17 October 2021 Chronological Analysis Warm Up

San Juan Villicum Circuit 4.276 m

2 / 2

### 11° 40 U. ORRADRE (1'43.150)

Lap	Seg.1	Seg.2	Seg.3	Seg.4	Lap Time	km/h	Local Time
1		28.259	27.654	27.462		252,0	10:31'10.681
2	22.940	27.683	27.600	27.555	1'45.778	261,1	10:32'56.459
3	22.495	27.505	26.727	26.862	1'43.589C	258,0	10:34'40.048
4	23.322	29.297	28.885	41.868	2'03.372CP	241,9	10:36'43.420
5	3'01.528	29.968	26.850	27.182	4'23.528P	259,2	10:41'06.948
6	22.294	27.498	26.672	27.065	1'43.529	260,5	10:42'50.477
7	22.433	<b>27.389</b>	<b>26.538</b>	<b>26.790</b>	<b>1'43.150</b>	261,7	10:44'33.627
8	22.342	27.585	26.540	27.043	1'43.510	259,2	10:46'17.137
9	28.710	27.614	26.718	27.104	1'50.146	262,4	10:48'07.283
10	<b>22.190</b>	27.414	26.639	26.926	1'43.169	<b>263,0</b>	10:49'50.452

### 12° 38 H. SOOMER (1'43.210)

Lap	Seg.1	Seg.2	Seg.3	Seg.4	Lap Time	km/h	Local Time
1		28.253	27.519	27.690		257,4	10:31'12.332
2	22.557	27.672	26.794	27.275	1'44.298	261,7	10:32'56.630
3	22.725	27.498	26.805	27.125	1'44.153C	265,6	10:34'40.783
4	23.188	29.301	28.995	41.349	2'02.833CP	236,1	10:36'43.616
5	3'04.152	28.020	27.007	27.758	4'26.937P	262,4	10:41'10.553
6	22.329	27.307	31.120	27.673	1'48.429	267,6	10:42'58.982
7	<b>22.079</b>	<b>27.246</b>	26.696	27.189	<b>1'43.210</b>	<b>269,6</b>	10:44'42.192
8	22.216	27.495	26.595	27.353	1'43.659	261,7	10:46'25.851
9	22.081	27.608	<b>26.559</b>	<b>27.112</b>	1'43.360	262,4	10:48'09.211
10	22.228	27.435	26.789	27.402	1'43.854	263,7	10:49'53.065

### 13° 28 G. VAN STRAALLEN (1'43.359)

Lap	Seg.1	Seg.2	Seg.3	Seg.4	Lap Time	km/h	Local Time
1		28.317	27.483	27.448		254,4	10:31'08.455
2	22.682	27.504	26.678	27.241	1'44.105	261,7	10:32'52.560
3	22.941	27.591	27.179	27.148	1'44.859C	258,6	10:34'37.419
4	23.302	28.747	28.409	41.352	2'01.810CP	259,2	10:36'39.229
5	3'06.902	27.949	27.105	27.170	4'29.126P	262,4	10:41'08.355
6	22.375	27.627	26.863	27.097	1'43.962	263,0	10:42'52.317
7	<b>22.251</b>	<b>27.452</b>	26.907	27.204	1'43.814	<b>264,3</b>	10:44'36.131
8	22.340	27.974	26.697	27.347	1'44.358	258,0	10:46'20.489
9	22.397	27.507	26.703	27.100	1'43.707	259,9	10:48'04.196
10	22.288	27.461	<b>26.555</b>	<b>27.055</b>	<b>1'43.359</b>	261,7	10:49'47.555

### 14° 25 M. BRENNER (1'43.496)

Lap	Seg.1	Seg.2	Seg.3	Seg.4	Lap Time	km/h	Local Time
1		28.531	28.363	27.703		251,4	10:31'19.121
2	22.692	27.587	26.862	27.422	1'44.563	257,4	10:33'03.684
3	<b>22.326</b>	27.437	26.858	27.530	1'44.151C	259,2	10:34'47.835
4	24.376	29.271	28.500	41.309	2'03.456CP	256,2	10:36'51.291
5	2'55.702	28.219	27.401	27.640	4'18.962P	258,0	10:41'10.253
6	22.475	27.432	30.899	30.748	1'51.554	<b>260,5</b>	10:43'01.807
7	22.446	<b>27.339</b>	26.501	27.701	1'43.987	259,9	10:44'45.794
8	22.548	27.477	26.650	27.401	1'44.076	259,2	10:46'29.870
9	22.548	27.636	26.519	<b>27.153</b>	1'43.856	258,6	10:48'13.726
10	22.358	27.466	<b>26.459</b>	27.213	<b>1'43.496</b>	259,9	10:49'57.222

### 15° 95 V. TAKALA (1'43.499)

Lap	Seg.1	Seg.2	Seg.3	Seg.4	Lap Time	km/h	Local Time
1		28.414	27.621	27.889		256,8	10:31'13.864
2	22.735	27.647	27.948	27.890	1'46.220	261,1	10:33'00.084
3	22.609	27.711	27.095	27.729	1'45.144C	259,9	10:34'45.228
4	23.056	27.638	27.568	41.690	1'59.952CP	261,1	10:36'45.180
5	3'01.226	27.850	27.381	27.495	4'23.952P	<b>268,2</b>	10:41'09.132
6	22.363	27.470	26.966	27.338	1'44.137	263,7	10:42'53.269
7	<b>22.307</b>	27.335	<b>26.639</b>	27.372	1'43.653	264,3	10:44'36.922

8	22.504	27.354	26.821	27.363	1'44.042	263,7	10:46'20.964
9	22.401	27.351	26.795	<b>27.101</b>	1'43.648	264,3	10:48'04.612
10	22.325	<b>27.230</b>	26.688	<b>27.256</b>	<b>1'43.499</b>	264,9	10:49'48.111

### 16° 24 L. TACCINI (1'43.723)

Lap	Seg.1	Seg.2	Seg.3	Seg.4	Lap Time	km/h	Local Time
1		28.717	28.798	27.718		256,2	10:31'09.755
2	22.794	27.604	27.994	27.321	1'45.713C	260,5	10:32'55.468
3	22.429	27.406	27.031	27.165	1'44.031C	262,4	10:34'39.499
4	23.628	29.559	29.328	41.700	2'04.215CP	256,8	10:36'43.714
5	3'14.927	27.825	27.178	27.379	4'37.309P	263,0	10:41'21.023
6	22.508	27.467	26.884	27.341	1'44.200	<b>263,7</b>	10:43'05.223
7	<b>22.330</b>	<b>27.297</b>	<b>26.680</b>	27.416	<b>1'43.723</b>	262,4	10:44'48.946
8	22.409	27.488	26.891	27.498	1'44.286	261,7	10:46'33.232
9	22.365	27.398	26.993	<b>27.316</b>	1'44.072	262,4	10:48'17.304
10	22.382	27.602	27.152	27.607	1'44.743	263,0	10:50'02.047

### 17° 32 S. MORAIS (1'44.332)

Lap	Seg.1	Seg.2	Seg.3	Seg.4	Lap Time	km/h	Local Time
1		29.640	28.713	28.261		250,8	10:31'16.196
2	22.975	28.166	27.274	27.902	1'46.317	253,8	10:33'02.513
3	22.490	28.038	<b>26.868</b>	27.735	1'45.131C	259,2	10:34'47.644
4	24.155	29.010	28.817	40.978	2'02.960CP	233,5	10:36'50.604
5	2'54.198	28.946	29.667	27.762	4'20.573P	254,4	10:41'11.177
6	22.511	28.055	27.054	27.615	1'45.235	259,2	10:42'56.412
7	22.441	27.735	26.964	<b>27.422</b>	1'44.562	259,2	10:44'40.974
8	22.485	28.031	28.754	27.613	1'46.883	258,0	10:46'27.857
9	22.471	27.790	30.592	29.239	1'50.092	259,2	10:48'17.949
10	<b>22.297</b>	<b>27.669</b>	26.942	27.424	<b>1'44.332</b>	<b>262,4</b>	10:50'02.281

### 18° 74 A. GONZALEZ (1'44.541)

Lap	Seg.1	Seg.2	Seg.3	Seg.4	Lap Time	km/h	Local Time
1		29.089	27.626	27.747		257,4	10:31'25.790
2	22.795	<b>27.526</b>	<b>26.843</b>	27.613	1'44.777	259,2	10:33'10.567
3	<b>22.382</b>	27.649	26.879	27.306	1'44.216C	257,4	10:34'54.783
4	27.552	28.449	28.675	41.669	2'06.345CP	253,2	10:37'01.128
5	2'55.531	28.129	27.727	27.688	4'19.075P	259,2	10:41'20.203
6	22.531	27.567	27.219	27.279	1'44.596	<b>260,5</b>	10:43'04.799
7	22.515	27.565	27.207	<b>27.254</b>	<b>1'44.541</b>	254,4	10:44'49.340
8	24.401	28.881	28.119	28.048	1'49.449	257,4	10:46'38.789
9	22.503	28.908	27.533	27.673	1'46.617	257,4	10:48'25.406
10	22.473	27.672	27.011	27.453	1'44.609	259,9	10:50'10.015

### 19° 64 J. BUIS (1'45.614)

Lap	Seg.1	Seg.2	Seg.3	Seg.4	Lap Time	km/h	Local Time
1		28.588	28.095	27.931		257,4	10:31'10.330
2	23.105	27.729	27.401	27.759	1'45.994	<b>263,7</b>	10:32'56.324
3	22.873	<b>27.652</b>	27.228	27.750	1'45.503C	263,0	10:34'41.827
4	23.202	28.623	28.849	41.707	2'02.381CP	243,5	10:36'44.208
5	3'00.935	28.247	30.086	28.219	4'27.487P	263,0	10:41'11.695
6	<b>22.611</b>	27.655	27.999	<b>27.686</b>	1'45.951	263,0	10:42'57.646
7	22.645	27.833	27.361	27.775	<b>1'45.614</b>	261,7	10:44'43.260
8	23.130	28.211	27.587	27.886	1'46.814	259,2	10:46'30.074
9	23.028	27.838	<b>27.211</b>	27.917	1'45.994	261,7	10:48'16.068
10	23.092	28.134	27.842	27.890	1'46.958	258,0	10:50'03.026

### 20° 57 M. PETRATTI

Lap	Seg.1	Seg.2	Seg.3	Seg.4	Lap Time	km/h	Local Time
1		<b>30.192</b>	<b>30.124</b>	<b>28.542</b>		<b>225,3</b>	10:31'20.627

17/10/2021 P = Pits In/Out - C = Lap Time Cancelled

These data/results cannot be reproduced, stored and/or transmitted in whole or in part by any manner of electronic, mechanical, photocopying, recording, broadcasting or otherwise now known or herein after developed without the previous express consent by the copyright owner, except for reproduction in daily press and regular printed publications on sale to the public within 60 days of the event related to those data/results and always provided that copyright symbol appears together as follows below.

© DORNA WSBK ORGANIZATION Srl 2021

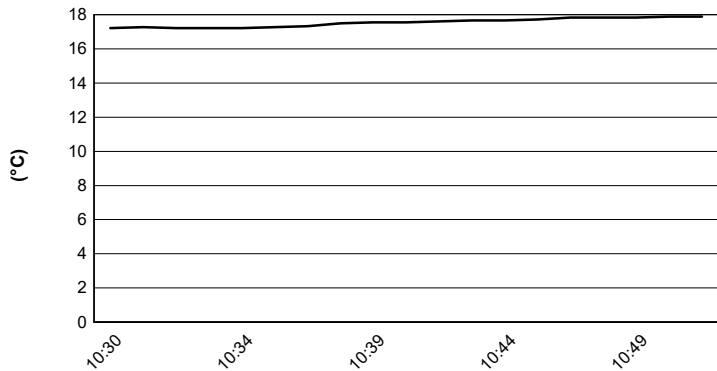
## Motul Argentinean Round, 15-17 October 2021

### Weather Report Warm Up

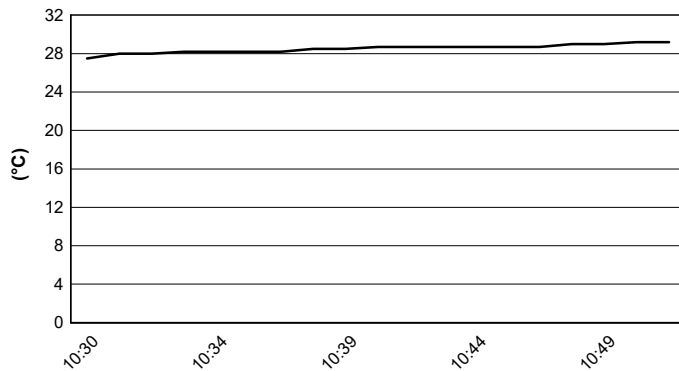
Session started 10:29 - Session ended 10:51

San Juan Villicum Circuit 4.276 m

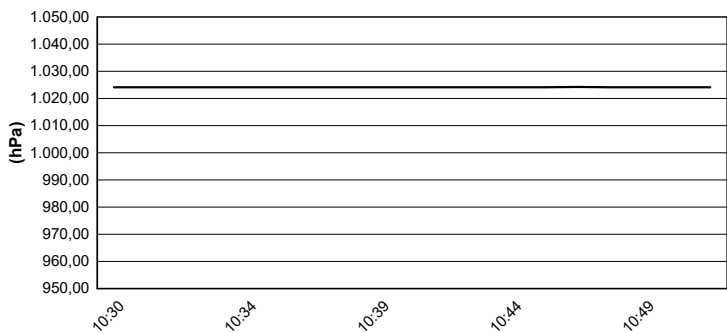
#### Air Temperature



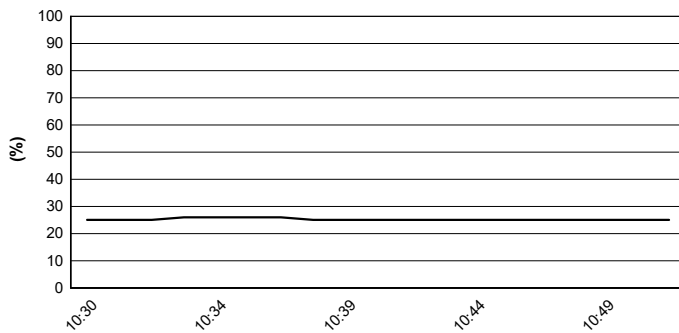
#### Track Temperature



#### Air Pressure



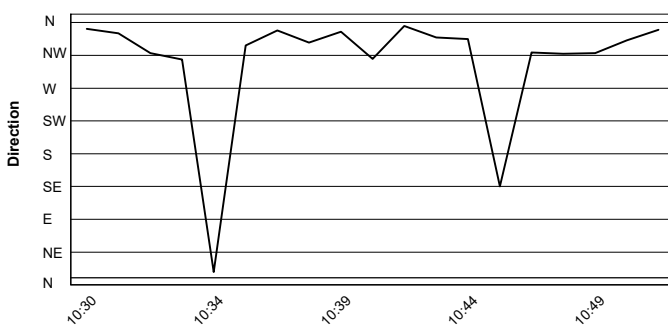
#### Humidity



#### Wind Speed



#### Wind Direction



17/10/2021

These data/results cannot be reproduced, stored and/or transmitted in whole or in part by any manner of electronic, mechanical, photocopying, recording, broadcasting or otherwise now known or herein after developed without the previous express consent by the copyright owner, except for reproduction in daily press and regular printed publications on sale to the public within 60 days of the event related to those data/results and always provided that copyright symbol appears together as follows below.

© DORNA WSBK ORGANIZATION Srl 2021