

## Hyundai N Catalunya Round, 17-19 September 2021 Chronological Analysis Race 1

Circuit de Barcelona 4.657 m

Start at 15:15'49.118

1 / 4

1° 45 S. REDDING (1'56.166)							
Lap	Seg.1	Seg.2	Seg.3	Seg.4	Lap Time	km/h	Local Time
1		38.176	24.863	37.315	2'04.847	253,5	15:17'53.965
2	21.142	37.434	24.635	36.768	1'59.979	246,0	15:19'53.944
3	20.861	37.071	24.281	36.477	1'58.690	244,9	15:21'52.634
4	20.351	37.003	24.178	36.315	1'57.847	268,0	15:23'50.481
5	20.115	36.687	<b>23.907</b>	36.515	1'57.224	276,2	15:25'47.705
6	20.354	36.573	24.058	36.239	1'57.224	266,7	15:27'44.929
7	20.013	36.507	24.061	36.258	1'56.839	291,1	15:29'41.768
8	19.857	36.554	24.051	36.108	1'56.570	305,1	15:31'38.338
9	19.944	36.440	24.042	36.281	1'56.707	284,2	15:33'35.045
10	19.767	<b>36.431</b>	23.999	36.260	1'56.457	290,3	15:35'31.502
11	19.575	36.573	24.032	36.222	1'56.402	302,5	15:37'27.904
12	19.565	36.570	23.914	36.215	1'56.264	303,4	15:39'24.168
13	19.527	36.617	24.151	<b>36.100</b>	1'56.395	305,9	15:41'20.563
14	19.747	36.585	23.934	36.148	1'56.414	298,3	15:43'16.977
15	19.711	36.692	24.028	36.353	1'56.784	302,5	15:45'13.761
16	19.777	36.499	23.989	36.213	1'56.478	295,1	15:47'10.239
17	<b>19.487</b>	36.562	23.944	36.173	<b>1'56.166</b>	305,9	15:49'06.405
18	19.652	36.521	24.053	36.236	1'56.462	304,2	15:51'02.867
19	19.507	36.702	24.167	36.333	1'56.709	307,7	15:52'59.576
20	19.559	36.839	24.295	36.851	1'57.544	<b>309,5</b>	15:54'57.120
Race Time 39'08.002							

16	<b>19.589</b>	36.663	24.122	36.347	1'56.721	<b>311,2</b>	15:47'09.677
17	19.779	37.049	24.260	36.521	1'57.609	303,4	15:49'07.286
18	19.806	37.034	24.239	36.237	1'57.316	303,4	15:51'04.602
19	19.826	36.927	24.039	36.402	1'57.194	304,2	15:53'01.796
20	19.941	36.973	24.115	36.621	1'57.650	295,1	15:54'59.446
Race Time 39'10.328							

2° 47 A. BASSANI (1'56.578)							
Lap	Seg.1	Seg.2	Seg.3	Seg.4	Lap Time	km/h	Local Time
1		37.662	24.798	36.711	2'03.504	260,2	15:17'52.622
2	20.495	36.998	24.131	36.184	1'57.808	273,4	15:19'50.430
3	19.975	36.832	24.130	36.743	1'57.680	282,0	15:21'48.110
4	20.039	36.916	<b>23.954</b>	36.675	1'57.584	287,2	15:23'45.694
5	19.800	36.914	24.083	36.304	1'57.101	282,0	15:25'42.795
6	<b>19.705</b>	36.855	23.957	36.316	1'56.833	299,2	15:27'39.628
7	19.870	36.707	23.966	36.243	1'56.786	295,9	15:29'36.414
8	19.779	36.798	24.130	36.170	1'56.877	299,2	15:31'33.291
9	19.828	36.713	24.032	36.101	1'56.674	291,1	15:33'29.965
10	19.931	36.745	24.162	36.124	1'56.962	295,1	15:35'26.927
11	19.754	36.657	24.164	<b>36.058</b>	1'56.633	293,5	15:37'23.560
12	19.810	<b>36.571</b>	23.991	36.206	<b>1'56.578</b>	288,8	15:39'20.138
13	19.711	36.790	24.190	36.271	1'56.962	297,5	15:41'17.100
14	19.721	36.812	24.057	36.281	1'56.871	289,5	15:43'13.971
15	20.006	37.115	24.253	36.293	1'57.667	285,7	15:45'11.638
16	19.721	36.887	24.212	36.380	1'57.200	300,8	15:47'08.838
17	19.841	36.878	24.239	36.244	1'57.202	<b>301,7</b>	15:49'06.040
18	19.727	37.075	24.280	36.536	1'57.618	294,3	15:51'03.658
19	19.966	37.063	24.255	36.373	1'57.657	285,0	15:53'01.315
20	19.763	36.969	24.240	36.410	1'57.382	297,5	15:54'58.697
Race Time 39'09.579							

4° 1 J. REA (1'56.847)							
Lap	Seg.1	Seg.2	Seg.3	Seg.4	Lap Time	km/h	Local Time
1		37.054	24.255	36.818	2'02.599	248,3	15:17'51.717
2	20.243	<b>36.614</b>	24.173	36.332	1'57.362	300,8	15:19'49.079
3	19.804	36.731	24.114	<b>36.198</b>	<b>1'56.847</b>	303,4	15:21'45.926
4	19.842	36.720	24.192	36.286	1'57.040	301,7	15:23'42.966
5	19.822	36.702	24.068	36.401	1'56.993	300,8	15:25'39.959
6	19.757	36.751	<b>24.056</b>	36.476	1'57.040	302,5	15:27'36.999
7	19.700	36.761	24.065	36.364	1'56.890	305,1	15:29'33.889
8	19.742	36.809	24.213	36.471	1'57.235	300,8	15:31'31.124
9	19.786	36.779	24.172	36.543	1'57.280	302,5	15:33'28.404
10	19.770	36.834	24.217	36.507	1'57.328	303,4	15:35'25.732
11	19.616	36.798	24.164	36.483	1'57.061	302,5	15:37'22.793
12	<b>19.577</b>	37.065	24.106	36.474	1'57.222	304,2	15:39'20.015
13	20.085	37.037	24.284	36.463	1'57.869	296,7	15:41'17.884
14	19.672	36.891	24.207	36.693	1'57.463	307,7	15:43'15.347
15	19.707	37.041	24.289	36.475	1'57.512	305,1	15:45'12.859
16	19.864	36.996	24.557	36.731	1'58.148	302,5	15:47'11.007
17	19.673	37.282	24.379	36.623	1'57.957	305,1	15:49'08.964
18	19.648	37.202	24.248	36.594	1'57.692	<b>308,6</b>	15:51'06.656
19	19.612	36.903	24.142	36.572	1'57.229	306,8	15:53'03.885
20	19.583	37.011	24.472	36.723	1'57.789	<b>308,6</b>	15:55'01.674
Race Time 39'12.556							

3° 21 M. RINALDI (1'56.183)							
Lap	Seg.1	Seg.2	Seg.3	Seg.4	Lap Time	km/h	Local Time
1		37.534	24.704	36.911	2'03.349	257,8	15:17'52.467
2	20.523	37.366	24.356	36.530	1'58.775	285,0	15:19'51.242
3	20.315	37.294	24.360	36.438	1'58.407	285,7	15:21'49.649
4	20.102	36.703	24.334	36.495	1'57.634	293,5	15:23'47.283
5	20.133	36.680	24.015	36.296	1'57.124	287,2	15:25'44.407
6	19.980	36.992	23.978	36.303	1'57.253	295,9	15:27'41.660
7	19.925	36.967	24.763	36.392	1'58.047	301,7	15:29'39.707
8	20.220	36.957	24.189	36.289	1'57.655	280,5	15:31'37.362
9	20.024	36.708	24.027	36.235	1'56.994	282,0	15:33'34.356
10	19.923	36.613	<b>23.834</b>	36.144	1'56.514	292,7	15:35'30.870
11	19.757	<b>36.534</b>	24.018	36.044	1'56.353	302,5	15:37'27.223
12	19.620	36.602	23.895	36.066	<b>1'56.183</b>	304,2	15:39'23.406
13	19.736	36.682	24.126	<b>35.967</b>	1'56.511	305,9	15:41'19.917
14	19.763	36.555	23.991	36.043	1'56.352	307,7	15:43'16.269
15	19.633	36.786	23.983	36.285	1'56.687	303,4	15:45'12.956

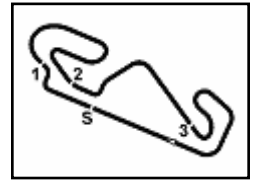
5° 60 M. VAN DER MARK (1'56.236)							
Lap	Seg.1	Seg.2	Seg.3	Seg.4	Lap Time	km/h	Local Time
1		37.824	24.772	36.916	2'04.250	247,1	15:17'53.368
2	20.459	36.894	24.498	36.409	1'58.260	256,5	15:19'51.628
3	20.203	37.285	24.452	36.178	1'58.118	268,7	15:21'49.746
4	20.097	36.788	24.470	36.572	1'57.927	274,8	15:23'47.673
5	20.318	36.762	24.387	36.149	1'57.616	265,4	15:25'45.289
6	20.150	36.490	24.171	36.122	1'56.933	265,4	15:27'42.222
7	19.857	36.493	24.320	35.888	1'56.558	278,4	15:29'38.780
8	19.935	36.276	24.204	<b>35.844</b>	1'56.259	285,0	15:31'35.039
9	20.005	<b>36.177</b>	24.200	35.854	<b>1'56.236</b>	279,8	15:33'31.275
10	19.773	36.451	24.187	36.018	1'56.429	288,0	15:35'27.704
11	19.899	36.531	24.322	36.302	1'57.054	291,1	15:37'24.758
12	19.955	36.512	<b>24.166</b>	36.098	1'56.731	291,9	15:39'21.489
13	19.882	36.544	24.350	36.166	1'56.942	292,7	15:41'18.431
14	19.861	36.426	24.429	36.364	1'57.080	294,3	15:43'15.511
15	19.779	36.963	24.454	36.816	1'58.012	295,1	15:45'13.523
16	19.782	37.078	24.552	36.922	1'58.334	298,3	15:47'11.857
17	19.779	36.700	24.629	36.422	1'57.530	<b>299,2</b>	15:49'09.387
18	<b>19.767</b>	36.763	24.499	36.430	1'57.459	297,5	15:51'06.846
19	19.801	36.725	24.645	36.729	1'57.900	288,8	15:53'04.746
20	20.025	37.035	24.852	36.980	1'58.892	296,7	15:55'03.638
Race Time 39'14.520							

6° 22 A. LOWES (1'56.851)							
Lap	Seg.1	Seg.2	Seg.3	Seg.4	Lap Time	km/h	Local Time
1		37.492	25.030	37.334	2'04.578	251,2	15:17'53.696
2	20.618	37.158	24.464	36.418	1'58.658	256,5	15:19'52.354
3	20.463	36.870	24.423	36.218	1'57.974	267,3	15:21'50.328
4	20.283	36.694	24.139	36.275	1'57.391	268,7	15:23'47.719
5	20.172	36.980	24.064	<b>36.080</b>	1'57.296	293,5	15:25'45.015
6	19.920	36.769	<b>23.974</b>	36.188	<b>1'56.851</b>	294,3	15:27'41.866
7	20.004	36.882	24.545	36.298	1'57.729	291,1	15:29'39.595
8	20.217	36.629	24.176	36.324	1'57.346	291,1	15:31'36.941
9	20.022	36.549	24.154	36.321	1'57.046	296,7	15:33'33.987

18/09/2021 P = Pits In/Out - C = Lap Time Cancelled

These data/results cannot be reproduced, stored and/or transmitted in whole or in part by any manner of electronic, mechanical, photocopying, recording, broadcasting or otherwise now known or herein after developed without the previous express consent by the copyright owner, except for reproduction in daily press and regular printed publications on sale to the public within 60 days of the event related to those data/results and always provided that copyright symbol appears together as follows below.

© DORNA WSBK ORGANIZATION Srl 2021



## Hyundai N Catalunya Round, 17-19 September 2021 Chronological Analysis Race 1

Circuit de Barcelona 4.657 m

Start at 15:15'49.118

2 / 4

10	20.022	<b>36.439</b>	24.441	36.447	1'57.349	302,5	15:35'31.336	4	20.309	37.210	24.476	36.943	1'58.938	285,0	15:23'55.263
11	20.138	36.860	24.350	36.518	1'57.866	290,3	15:37'29.202	5	20.079	36.957	24.335	36.493	1'57.864	295,1	15:25'53.127
12	19.850	36.747	24.154	36.381	1'57.132	299,2	15:39'26.334	6	19.848	36.995	24.283	36.730	1'57.856	305,1	15:27'50.983
13	19.972	36.794	24.149	36.464	1'57.379	<b>303,4</b>	15:41'23.713	7	20.183	37.077	24.313	36.567	1'58.140	289,5	15:29'49.123
14	20.046	36.607	24.208	36.275	1'57.136	300,0	15:43'20.849	8	19.885	37.338	24.267	36.289	1'57.779	305,1	15:31'46.902
15	<b>19.848</b>	37.029	24.349	36.333	1'57.559	302,5	15:45'18.408	9	19.901	36.764	24.186	36.300	1'57.151	303,4	15:33'44.053
16	19.918	36.727	24.165	36.285	1'57.095	300,8	15:47'15.503	10	19.757	36.828	<b>24.139</b>	36.491	1'57.215	306,8	15:35'41.268
17	20.050	36.732	24.323	36.419	1'57.524	300,8	15:49'13.027	11	19.752	36.927	24.166	36.539	1'57.384	305,9	15:37'38.652
18	19.987	36.748	24.446	36.583	1'57.764	301,7	15:51'10.791	12	19.755	36.941	24.410	36.373	1'57.479	303,4	15:39'36.131
19	19.854	36.636	24.296	36.411	1'57.197	<b>303,4</b>	15:53'07.988	13	<b>19.541</b>	36.786	24.176	36.442	1'56.945	308,6	15:41'33.076
20	19.947	36.741	24.245	36.713	1'57.646	301,7	15:55'05.634	14	19.745	36.740	24.193	36.318	1'56.996	304,2	15:43'30.072

Race Time 39'16.516

7° 91 L. HASLAM (1'56.577)							
Lap	Seg.1	Seg.2	Seg.3	Seg.4	Lap Time	km/h	Local Time
1		38.132	24.827	37.146	2'05.108	247,7	15:17'54.226
2	21.171	36.978	24.577	36.503	1'59.229	241,1	15:19'53.455
3	20.697	36.836	24.339	36.259	1'58.131	243,8	15:21'51.586
4	20.449	36.711	24.187	36.109	1'57.456	250,6	15:23'49.042
5	20.395	36.719	24.378	36.351	1'57.843	260,9	15:25'46.885
6	19.996	36.516	<b>24.031</b>	<b>36.070</b>	1'56.613	279,1	15:27'43.498
7	19.865	<b>36.327</b>	24.137	36.248	<b>1'56.577</b>	282,0	15:29'40.075
8	20.174	37.104	24.083	36.239	1'57.600	274,8	15:31'37.675
9	20.172	36.551	24.061	36.215	1'56.999	269,3	15:33'34.674
10	<b>19.860</b>	36.589	24.361	36.348	1'57.158	283,5	15:35'31.832
11	19.985	36.920	24.492	36.523	1'57.920	276,9	15:37'29.752
12	19.917	36.803	24.189	36.304	1'57.213	297,5	15:39'26.965
13	19.957	36.833	24.278	36.438	1'57.506	294,3	15:41'24.471
14	19.867	36.800	24.226	36.451	1'57.344	<b>292,2</b>	15:43'21.815
15	20.063	37.014	24.303	36.651	1'58.031	292,7	15:45'19.846
16	19.951	37.139	24.232	36.429	1'57.751	288,8	15:47'17.597
17	20.049	36.935	24.320	36.437	1'57.741	292,7	15:49'15.338
18	19.987	36.951	24.310	36.613	1'57.861	295,1	15:51'13.199
19	20.007	36.949	24.394	36.680	1'58.030	294,3	15:53'11.229
20	20.053	37.437	24.508	36.588	1'58.586	288,8	15:55'09.815

Race Time 39'20.697

8° 66 T. SYKES (1'57.163)							
Lap	Seg.1	Seg.2	Seg.3	Seg.4	Lap Time	km/h	Local Time
1		37.552	24.882	37.259	2'04.951	233,3	15:17'54.069
2	20.879	37.131	24.361	36.629	1'59.000	250,6	15:19'53.069
3	20.792	36.903	24.240	36.537	1'58.472	248,8	15:21'51.541
4	20.712	36.760	24.312	36.331	1'58.115	242,7	15:23'49.656
5	20.560	36.727	24.189	36.326	1'57.802	257,1	15:25'47.458
6	20.321	37.050	24.169	36.263	1'57.803	270,0	15:27'45.261
7	20.188	36.938	24.210	36.288	1'57.624	279,8	15:29'42.885
8	20.033	<b>36.687</b>	<b>24.019</b>	36.424	<b>1'57.163</b>	294,3	15:31'40.048
9	20.204	36.851	24.162	36.193	1'57.410	282,7	15:33'37.458
10	20.010	36.925	24.228	<b>36.115</b>	1'57.278	290,3	15:35'34.736
11	20.070	37.089	24.077	36.264	1'57.500	292,7	15:37'32.236
12	19.921	36.929	24.190	36.300	1'57.340	293,5	15:39'29.576
13	19.965	36.894	24.329	36.283	1'57.471	295,9	15:41'27.047
14	20.188	36.974	24.329	36.300	1'57.791	291,1	15:43'24.838
15	<b>19.905</b>	36.898	24.328	36.451	1'57.582	<b>298,3</b>	15:45'22.420
16	19.950	37.135	24.309	36.543	1'57.937	297,5	15:47'20.357
17	20.066	37.179	24.395	36.429	1'58.069	297,5	15:49'18.426
18	20.034	37.019	24.496	36.479	1'58.028	295,9	15:51'16.454
19	20.025	37.074	24.447	36.367	1'57.913	<b>298,3</b>	15:53'14.367
20	20.045	36.980	24.493	36.581	1'58.099	293,5	15:55'12.466

Race Time 39'23.348

9° 19 A. BAUTISTA (1'56.933)							
Lap	Seg.1	Seg.2	Seg.3	Seg.4	Lap Time	km/h	Local Time
1		38.724	25.171	37.978	2'07.085	257,1	15:17'56.203
2	21.117	38.161	24.838	37.224	2'01.340	256,5	15:19'57.543
3	20.274	37.315	24.402	36.791	1'58.782	284,2	15:21'56.325

10° 7 C. DAVIES (1'57.537)							
Lap	Seg.1	Seg.2	Seg.3	Seg.4	Lap Time	km/h	Local Time
1		38.584	25.425	38.247	2'07.866	239,5	15:17'56.984
2	21.573	38.242	24.963	37.315	2'02.093	243,8	15:19'59.077
3	20.791	37.569	24.620	37.499	2'00.479	257,1	15:21'59.556
4	20.787	37.222	24.446	36.992	1'59.447	262,8	15:23'59.003
5	20.455	37.253	24.388	36.946	1'59.042	268,7	15:25'58.045
6	20.410	37.270	24.308	37.044	1'59.032	266,0	15:27'57.077
7	20.112	36.992	24.176	36.619	1'57.899	278,4	15:29'54.976
8	20.060	37.058	24.094	36.877	1'58.089	276,9	15:31'53.065
9	20.130	37.299	<b>24.085</b>	36.633	1'58.147	277,6	15:33'51.212
10	20.154	37.150	24.328	37.383	1'58.015	279,8	15:35'50.227
11	20.160	37.228	24.327	36.500	1'58.215	272,0	15:37'48.442
12	19.990	37.015	24.320	36.482	1'57.807	285,0	15:39'46.249
13	19.928	37.235	24.111	36.662	1'57.936	291,1	15:41'44.185
14	19.959	36.976	24.142	<b>36.460</b>	<b>1'57.537</b>	285,0	15:43'41.722
15	20.040	37.020	24.294	36.739	1'58.093	284,2	15:45'39.815
16	20.084	37.155	24.182	36.544	1'57.965	288,8	15:47'37.780
17	19.943	37.049	24.357	36.572	1'57.921	283,5	15:49'35.701
18	20.031	37.177	24.403	36.749	1'58.360	279,1	15:51'34.061
19	<b>19.874</b>	<b>36.930</b>	24.333	36.503	1'57.640	290,3	15:53'31.701
20	20.438	37.433	24.404	36.530	1'58.805	<b>295,1</b>	15:55'30.506

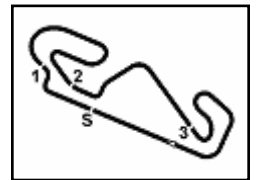
Race Time 39'41.388

11° 3 K. NOZANE (1'58.231)							
Lap	Seg.1	Seg.2	Seg.3	Seg.4	Lap Time	km/h	Local Time
1		38.199	24.672	37.456	2'04.651	257,8	15:17'53.769
2	21.020	37.120	24.737	36.763	1'59.640	248,3	15:19'53.409
3	21.263	37.117	24.574	36.649	1'59.603	242,7	15:21'53.012
4	20.711	37.397	24.475	36.739	1'59.322	266,7	15:23'52.334
5	20.594	37.275	24.352	36.745	1'58.966	277,6	15:25'51.300
6	20.394	37.231	24.368	36.989	1'58.982	293,5	15:27'50.282
7	20.673	37.369	24.832	36.493	1'59.367	295,9	15:29'49.649
8	20.324	37.185	24.354	<b>36.446</b>	1'58.309	280,5	15:31'47.958
9	20.252	<b>37.061</b>	24.530	36.864	1'58.707	288,8	15:33'46.665
10	20.309	37.127	<b>24.197</b>	36.655	1'58.288	283,5	15:35'44.953
11	20.137	37.331	24.461	36.649	1'58.578	300,0	15:37'43.531
12	20.166	37.284	24.522	36.721	1'58.693	298,3	15:39'42.224
13	19.970	37.248	24.572	36.648	1'58.438	296,7	15:41'40.662
14	20.261	37.082	24.371	36.625	1'58.339	295,1	15:43'39.001
15	<b>19.900</b>	37.373	24.403	36.974	1'58.650	302,5	15:45'37.651
16	19.933	37.375	24.411	36.955	1'58.674	<b>303,4</b>	15:47'36.325
17	19.916	37.395	24.366	36.727	1'58.404	302,5	15:49'34.729
18	20.206	37.152	24.583	36.681	1'58.622	<b>303,4</b>	15:51'33.351
19	19.958	37.291	24.423	36.559	<b>1'58.231</b>	301,7	15:53'31.582
20	20.288	37.299	24.290	37.055	1'58.932	301,7	15:55'30.514

18/09/2021 P = Pits In/Out - C = Lap Time Cancelled

These data/results cannot be reproduced, stored and/or transmitted in whole or in part by any manner of electronic, mechanical, photocopying, recording, broadcasting or otherwise now known or herein after developed without the previous express consent by the copyright owner, except for reproduction in daily press and regular printed publications on sale to the public within 60 days of the event related to those data/results and always provided that copyright symbol appears together as follows below.

© DORNA WSBK ORGANIZATION Srl 2021



## Hyundai N Catalunya Round, 17-19 September 2021 Chronological Analysis Race 1

Circuit de Barcelona 4.657 m

Start at 15:15'49.118

3 / 4

12° 55 A. LOCATELLI (1'57.874)								15° 36 L. MERCADO (1'58.683)							
Lap	Seg.1	Seg.2	Seg.3	Seg.4	Lap Time	km/h	Local Time	Lap	Seg.1	Seg.2	Seg.3	Seg.4	Lap Time	km/h	Local Time
1		37.784	25.037	37.398	2'04.183	259,6	15:17'53.301	1		38.125	25.209	37.409	2'05.651	247,1	15:17'54.769
2	20.732	37.216	24.377	36.648	1'58.973	257,8	15:19'52.274	2	21.565	37.492	24.731	37.256	2'01.044	234,8	15:19'55.813
3	20.681	37.169	24.412	36.548	1'58.810	257,8	15:21'51.084	3	20.818	37.555	24.586	37.086	2'00.045	250,6	15:21'55.858
4	20.295	<b>36.866</b>	<b>24.260</b>	36.453	<b>1'57.874</b>	266,7	15:23'48.958	4	20.296	37.345	24.599	37.239	1'59.479	281,3	15:23'55.337
5	20.266	36.885	24.477	36.791	1'58.419	265,4	15:25'47.377	5	20.607	37.130	<b>24.456</b>	36.849	1'59.042	290,3	15:25'54.379
6	20.638	36.995	24.560	36.556	1'58.749	269,3	15:27'46.126	6	20.282	37.138	24.707	<b>36.827</b>	1'58.954	282,7	15:27'53.333
7	20.241	37.119	24.530	<b>36.437</b>	1'58.327	270,7	15:29'44.453	7	20.127	<b>36.821</b>	24.695	37.040	<b>1'58.683</b>	288,0	15:29'52.016
8	20.324	37.124	24.416	36.667	1'58.531	280,5	15:31'42.984	8	20.105	37.059	24.653	36.997	1'58.814	<b>297,5</b>	15:31'50.830
9	20.505	37.033	24.399	36.603	1'58.540	283,5	15:33'41.524	9	<b>20.071</b>	37.307	24.749	37.379	1'59.506	295,9	15:33'50.336
10	20.087	36.950	24.525	36.548	1'58.110	293,5	15:35'39.634	10	20.303	37.466	24.674	37.112	1'59.555	292,7	15:35'49.891
11	20.135	37.299	24.513	36.726	1'58.673	284,2	15:37'38.307	11	20.184	37.383	24.788	37.195	1'59.550	295,1	15:37'49.441
12	20.361	37.188	24.722	36.876	1'59.147	289,5	15:39'37.454	12	20.563	37.292	24.891	37.470	2'00.216	273,4	15:39'49.657
13	20.185	37.305	24.576	36.953	1'59.019	275,5	15:41'36.473	13	20.539	37.413	24.678	37.264	1'59.894	294,3	15:41'49.551
14	20.522	37.222	24.463	36.825	1'59.032	274,1	15:43'35.505	14	20.110	37.428	25.026	38.128	2'00.692	295,1	15:43'50.243
15	20.002	37.261	24.854	37.109	1'59.226	300,0	15:45'34.731	15	20.192	37.492	25.261	37.403	2'00.348	296,7	15:45'50.591
16	20.036	37.379	24.931	36.905	1'59.251	296,7	15:47'33.982	16	20.401	37.573	25.041	37.343	2'00.358	294,3	15:47'50.949
17	20.078	37.495	24.701	37.025	1'59.299	293,5	15:49'33.281	17	20.293	37.705	25.037	37.746	2'00.781	295,9	15:49'51.730
18	20.028	37.248	24.957	36.829	1'59.062	290,3	15:51'32.343	18	20.379	37.687	25.102	37.467	2'00.635	292,7	15:51'52.365
19	<b>19.993</b>	37.429	24.734	37.040	1'59.196	<b>300,8</b>	15:53'31.539	19	20.548	37.885	25.609	37.590	2'01.632	286,5	15:53'53.997
20	20.471	37.490	24.765	37.024	1'59.750	<b>300,8</b>	15:55'31.289	20	20.286	37.797	25.506	37.734	2'01.323	294,3	15:55'55.320
Race Time 39'41.396								Race Time 39'42.171							

13° 44 L. MAHIAS (1'57.819)								16° 76 S. CAVALIERI (1'59.439)							
Lap	Seg.1	Seg.2	Seg.3	Seg.4	Lap Time	km/h	Local Time	Lap	Seg.1	Seg.2	Seg.3	Seg.4	Lap Time	km/h	Local Time
1		38.351	24.924	37.514	2'05.888	236,3	15:17'55.006	1		39.436	25.984	38.284	2'09.438	236,3	15:17'58.556
2	21.119	37.443	24.617	37.312	2'00.491	230,8	15:19'55.497	2	21.432	38.542	25.343	37.480	2'02.797	244,3	15:20'01.353
3	20.934	37.557	24.578	37.258	2'00.327	270,0	15:21'55.824	3	20.684	38.327	25.272	37.586	2'01.869	264,7	15:22'03.222
4	20.978	37.143	24.613	36.832	1'59.566	267,3	15:23'55.390	4	20.705	38.257	24.940	37.071	2'00.973	268,7	15:24'04.195
5	20.244	36.955	24.329	<b>36.393</b>	1'57.921	279,8	15:25'53.311	5	20.325	37.815	24.854	37.333	2'00.327	277,6	15:26'04.522
6	20.131	<b>36.753</b>	24.336	36.599	<b>1'57.819</b>	282,7	15:27'51.130	6	20.457	38.221	24.873	37.176	2'00.727	273,4	15:28'05.249
7	20.251	37.093	24.332	36.551	1'58.227	288,8	15:29'49.357	7	20.358	37.865	24.775	37.072	2'00.070	276,9	15:30'05.319
8	<b>19.959</b>	37.125	24.713	36.598	1'58.395	289,5	15:31'47.752	8	20.326	37.837	24.825	37.155	2'00.143	278,4	15:32'05.462
9	20.238	36.867	24.330	36.514	1'57.949	293,5	15:33'45.701	9	20.200	37.940	24.735	37.154	2'00.029	281,3	15:34'05.491
10	20.273	37.039	24.485	36.704	1'58.501	292,7	15:35'44.202	10	20.154	37.943	24.738	37.088	1'59.923	280,5	15:36'05.414
11	20.253	37.255	24.625	36.800	1'58.933	295,1	15:37'43.135	11	20.007	37.859	24.951	36.986	1'59.803	285,0	15:38'05.217
12	20.432	37.084	24.592	36.739	1'58.847	289,5	15:39'41.982	12	20.178	37.947	24.818	<b>36.894</b>	1'59.837	285,0	15:40'05.054
13	20.459	37.330	24.554	36.690	1'59.033	288,8	15:41'41.015	13	19.987	<b>37.789</b>	<b>24.725</b>	36.938	<b>1'59.439</b>	285,7	15:42'04.493
14	20.312	37.248	24.476	36.536	1'58.572	290,3	15:43'39.587	14	20.105	37.812	24.873	36.979	1'59.769	<b>291,9</b>	15:44'04.262
15	20.141	37.317	24.481	36.652	1'58.591	294,3	15:45'38.178	15	20.128	38.083	24.744	37.049	2'00.004	286,5	15:46'04.266
16	20.394	37.320	<b>24.304</b>	36.749	1'58.767	288,8	15:47'36.945	16	20.231	37.919	24.833	37.178	2'00.161	281,3	15:48'04.427
17	20.211	37.239	24.333	36.646	1'58.429	291,9	15:49'35.374	17	20.095	37.995	24.869	37.230	2'00.189	286,5	15:50'04.616
18	20.129	37.262	24.544	37.078	1'59.013	<b>298,3</b>	15:51'34.387	18	20.161	37.896	24.733	37.112	1'59.902	288,0	15:52'04.518
19	20.216	37.226	24.411	36.684	1'58.537	288,8	15:53'32.924	19	<b>19.958</b>	37.819	24.847	37.383	2'00.007	<b>291,9</b>	15:54'04.525
20	20.172	37.333	24.453	36.803	1'58.761	292,7	15:55'31.685	20	20.359	37.967	25.008	37.079	2'00.413	285,7	15:56'04.938
Race Time 39'42.567								Race Time 40'15.820							

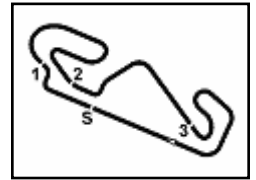
  

14° 32 I. VINALES (1'58.305)								17° 23 C. PONSSON (1'59.997)							
Lap	Seg.1	Seg.2	Seg.3	Seg.4	Lap Time	km/h	Local Time	Lap	Seg.1	Seg.2	Seg.3	Seg.4	Lap Time	km/h	Local Time
1		38.626	25.218	38.112	2'07.937	233,3	15:17'57.055	1		40.238	25.886	38.695	2'10.771	232,3	15:17'59.889
2	21.313	38.114	24.890	37.198	2'01.515	260,9	15:19'58.570	2	21.404	38.933	25.554	38.032	2'03.923	259,0	15:20'03.812
3	20.506	37.379	24.609	36.927	1'59.421	290,3	15:21'57.991	3	21.103	38.424	24.992	37.751	2'02.270	274,8	15:22'06.082
4	20.264	37.218	24.517	<b>36.505</b>	1'58.504	<b>300,0</b>	15:23'56.495	4	20.718	38.565	24.906	37.685	2'01.874	285,0	15:24'07.956
5	20.228	37.205	<b>24.419</b>	36.641	1'58.493	292,7	15:25'54.988	5	20.749	37.999	24.999	38.008	2'01.755	281,3	15:26'09.711
6	20.216	37.280	24.483	36.888	1'58.867	285,0	15:27'53.855	6	20.705	38.166	24.699	37.649	2'01.219	287,2	15:28'10.930
7	20.121	37.134	24.482	36.710	1'58.447	290,3	15:29'52.302	7	20.571	38.009	24.846	37.435	2'00.861	295,9	15:30'11.791
8	20.210	37.190	24.515	36.823	1'58.738	290,3	15:31'51.040	8	20.725	37.959	24.574	37.250	2'00.508	285,0	15:32'12.299
9	20.071	37.327	24.553	36.675	1'58.626	296,7	15:33'49.666								
10	20.157	37.088	24.496	36.757	1'58.498	294,3	15:35'48.164								
11	20.047	37.183	24.422	36.653	<b>1'58.305</b>	295,1	15:37'46.469								
12	20.090	<b>36.982</b>	24.515	37.134	1'58.721	294,3	15:39'45.190								
13	20.218	37.234	24.433	36.948	1'58.833	292,7	15:41'44.023								
14	20.469	37.500	24.600	36.820	1'59.389	289,5	15:43'43.412								

18/09/2021 P = Pits In/Out - C = Lap Time Cancelled

These data/results cannot be reproduced, stored and/or transmitted in whole or in part by any manner of electronic, mechanical, photocopying, recording, broadcasting or otherwise now known or herein after developed without the previous express consent by the copyright owner, except for reproduction in daily press and regular printed publications on sale to the public within 60 days of the event related to those data/results and always provided that copyright symbol appears together as follows below.

© DORNA WSBK ORGANIZATION Srl 2021



## Hyundai N Catalunya Round, 17-19 September 2021 Chronological Analysis Race 1

Circuit de Barcelona 4.657 m

Start at 15:15'49.118

4 / 4

9	20.425	37.842	24.598	<b>37.132</b>	<b>1'59.997</b>	294,3	15:34'12.296	3	21.687	40.269	26.389	38.905	2'07.250	254,1	15:22'21.836
10	20.538	38.126	24.897	37.386	2'00.947	292,7	15:36'13.243	4	21.540	39.880	26.126	38.688	2'06.234	261,5	15:24'28.070
11	20.387	37.997	24.768	37.373	2'00.525	294,3	15:38'13.768	5	21.188	38.979	25.717	<b>38.186</b>	<b>2'04.070</b>	261,5	15:26'32.140
12	20.432	37.825	24.765	37.624	2'00.646	294,3	15:40'14.414	6	21.170	<b>38.921</b>	<b>25.644</b>	38.690	2'04.425	272,0	15:28'36.565
13	20.441	38.004	24.636	37.341	2'00.422	<b>298,3</b>	15:42'14.836	7	21.313	38.947	25.768	38.678	2'04.706	260,2	15:30'41.271
14	20.387	37.962	24.616	37.262	2'00.227	296,7	15:44'15.063	8	20.971	39.043	25.822	38.407	2'04.243	272,0	15:32'45.514
15	20.540	37.900	<b>24.555</b>	37.277	2'00.272	292,7	15:46'15.335	9	21.153	39.797	26.909	38.599	2'06.458	269,3	15:34'51.972
16	<b>20.335</b>	<b>37.772</b>	24.966	37.291	2'00.364	<b>298,3</b>	15:48'15.699	10	21.287	39.193	25.968	38.676	2'05.124	271,4	15:36'57.096
17	20.480	38.011	24.750	37.400	2'00.641	295,1	15:50'16.340	11	21.061	39.121	25.869	38.242	2'04.293	272,7	15:39'01.389
18	20.443	37.936	25.091	37.666	2'01.136	295,9	15:52'17.476	12	<b>20.923</b>	39.026	25.708	38.730	2'04.387	274,8	15:41'05.776
19	20.556	38.237	25.022	37.464	2'01.279	297,5	15:54'18.755	13	21.002	39.498	25.864	38.712	2'05.076	<b>278,4</b>	15:43'10.852
20	20.499	38.040	25.004	37.584	2'01.127	297,5	15:56'19.882	14	34.306	41.150	25.830	38.546	2'19.832	103,8	15:45'30.684
Race Time 40'30.764								15	21.443	39.082	26.212	39.623	2'06.360	260,2	15:47'37.044
Race Time 40'30.764								16	21.436	40.002	25.975	38.667	2'06.080	252,9	15:49'43.124
Race Time 40'30.764								17	21.322	39.513	26.262	39.191	2'06.288	268,0	15:51'49.412
Race Time 40'30.764								18	21.501	39.597	26.529	39.166	2'06.793	255,9	15:53'56.205
Race Time 40'30.764								19	21.470	39.875	26.931	39.363	2'07.639	255,9	15:56'03.844
Race Time 40'30.764								Race Time 40'14.726							

### 18° 84 L. CRESSON (2'00.324)

Lap	Seg.1	Seg.2	Seg.3	Seg.4	Lap Time	km/h	Local Time
1		39.745	26.002	38.434	2'10.424	227,8	15:17'59.542
2	21.252	38.452	25.485	37.726	2'02.915	254,1	15:20'02.457
3	21.185	38.083	25.153	37.510	2'01.931	257,8	15:22'04.388
4	20.736	38.022	25.086	37.312	2'01.156	277,6	15:24'05.544
5	20.916	38.076	25.037	37.356	2'01.385	278,4	15:26'06.929
6	20.710	37.956	24.987	37.331	2'00.984	278,4	15:28'07.913
7	20.540	37.751	25.041	37.633	2'00.965	288,8	15:30'08.878
8	20.622	37.991	25.048	<b>37.135</b>	2'00.796	291,1	15:32'09.674
9	20.554	37.862	24.998	37.467	2'00.881	289,5	15:34'10.555
10	20.478	38.383	<b>24.860</b>	37.140	2'00.861	291,9	15:36'11.416
11	20.345	37.767	25.048	37.164	<b>2'00.324</b>	292,7	15:38'11.740
12	20.378	37.964	25.270	37.223	2'00.835	291,1	15:40'12.575
13	20.414	<b>37.718</b>	24.898	37.431	2'00.461	293,5	15:42'13.036
14	20.288	37.790	25.128	37.399	2'00.605	294,3	15:44'13.641
15	20.337	38.121	24.928	37.191	2'00.577	294,3	15:46'14.218
16	<b>20.185</b>	37.922	25.619	37.520	2'01.246	292,7	15:48'15.464
17	21.355	38.284	25.285	37.420	2'02.344	292,7	15:50'17.808
18	20.556	38.055	25.414	37.508	2'01.533	292,7	15:52'19.341
19	20.430	38.038	25.612	37.773	2'01.853	293,5	15:54'21.194
20	20.383	38.359	25.448	37.374	2'01.564	<b>297,5</b>	15:56'22.758
Race Time 40'33.640							

### RET 54 T. RAZGATLIOGLU (1'56.364)

Lap	Seg.1	Seg.2	Seg.3	Seg.4	Lap Time	km/h	Local Time
1		37.646	24.724	37.196	2'02.819	258,4	15:17'51.937
2	19.959	37.198	24.197	36.636	1'57.990	305,1	15:19'49.927
3	20.149	37.010	24.327	36.636	1'58.122	302,5	15:21'48.049
4	19.984	36.967	24.072	36.490	1'57.513	300,0	15:23'45.562
5	19.762	36.718	24.035	36.262	1'56.777	301,7	15:25'42.339
6	19.956	37.596	<b>24.028</b>	36.269	1'57.849	<b>306,8</b>	15:27'40.188
7	19.853	36.506	24.108	36.077	1'56.544	295,9	15:29'36.732
8	19.844	36.514	24.161	36.422	1'56.941	288,0	15:31'33.673
9	20.084	<b>36.350</b>	24.040	35.937	1'56.411	288,8	15:33'30.084
10	<b>19.684</b>	36.469	24.207	36.004	<b>1'56.364</b>	296,7	15:35'26.448
11	19.841	36.562	24.173	<b>35.935</b>	1'56.511	303,4	15:37'22.959
12	19.717	36.627	24.083	36.069	1'56.496	305,1	15:39'19.455
13	19.884	36.787	24.146	36.199	1'57.016	301,7	15:41'16.471
14	19.906	36.569	24.246	36.463	1'57.184	305,9	15:43'13.655
Race Time 27'24.537							

### 19° 94 J. FOLGER (2'00.113)

Lap	Seg.1	Seg.2	Seg.3	Seg.4	Lap Time	km/h	Local Time
1		39.695	25.936	38.455	2'10.270	230,3	15:17'59.388
2	21.250	39.860	25.599	38.056	2'04.765	258,4	15:20'04.153
3	21.197	38.799	25.178	37.867	2'03.041	252,3	15:22'07.194
4	20.955	38.728	25.225	37.756	2'02.664	264,7	15:24'09.858
5	20.709	38.416	25.119	37.680	2'01.924	266,0	15:26'11.782
6	20.680	38.428	25.227	37.580	2'01.915	279,1	15:28'13.697
7	20.634	38.232	25.120	37.392	2'01.378	273,4	15:30'15.075
8	20.405	38.024	25.147	37.331	2'00.907	286,5	15:32'15.982
9	20.518	37.993	25.089	37.295	2'00.895	276,9	15:34'16.877
10	20.645	37.817	<b>24.619</b>	<b>37.032</b>	<b>2'00.113</b>	276,9	15:36'16.990
11	20.306	38.047	24.844	37.225	2'00.422	285,7	15:38'17.412
12	20.412	37.883	24.699	37.259	2'00.253	285,7	15:40'17.665
13	20.503	37.854	24.787	37.158	2'00.302	<b>291,1</b>	15:42'17.967
14	<b>20.241</b>	<b>37.795</b>	24.697	37.433	2'00.166	288,8	15:44'18.133
15	20.373	37.898	25.029	37.449	2'00.749	286,5	15:46'18.882
16	20.379	38.021	24.809	37.330	2'00.539	288,0	15:48'19.421
17	20.467	38.142	25.071	37.401	2'01.081	284,2	15:50'20.502
18	20.319	38.163	25.184	37.341	2'01.007	287,2	15:52'21.509
19	20.366	38.290	25.169	37.586	2'01.411	285,7	15:54'22.920
20	20.453	38.332	25.183	37.595	2'01.563	287,2	15:56'24.483
Race Time 40'35.365							

### 20° 83 L. EPIS (2'04.070)

Lap	Seg.1	Seg.2	Seg.3	Seg.4	Lap Time	km/h	Local Time
1		41.685	27.051	40.147	2'16.123	217,7	15:18'05.241
2	22.901	40.322	26.807	39.315	2'09.345	224,1	15:20'14.586

18/09/2021

P = Pits In/Out - C = Lap Time Cancelled

These data/results cannot be reproduced, stored and/or transmitted in whole or in part by any manner of electronic, mechanical, photocopying, recording, broadcasting or otherwise now known or herein after developed without the previous express consent by the copyright owner, except for reproduction in daily press and regular printed publications on sale to the public within 60 days of the event related to those data/results and always provided that copyright symbol appears together as follows below.

© DORNA WSBK ORGANIZATION Srl 2021

