

## Hyundai N Catalunya Round, 17-19 September 2021 Results Tissot Superpole Race - Red Flag

Laps 3 = 17,151 Km - Time of Race 5'27.067 - Avg. 188,780 km/h

Pos	Grid	No.	Rider	Nat	Team	Bike	Class	LL	Int.	Gap	Rel.	Fastest Lap	Speed	Qualifying	Speed
1	2	54	T. RAZGATLIOGLU	TUR	Pata Yamaha with Brix WorldSBK	Yamaha YZF R1		3	I1			1'41.690	315,8	1'40.694	318,6
2	3	1	J. REA	GBR	Kawasaki Racing Team WorldSBK	Kawasaki ZX-10RR		3	I1	0.303	0.303	1'41.663	315,8	1'40.921	314,9
3	4	45	S. REDDING	GBR	Aruba.it Racing - Ducati	Ducati Panigale V4 R		3	I1	0.537	0.234	1'41.780	323,4	1'40.978	316,7
4	6	55	A. LOCATELLI	ITA	Pata Yamaha with Brix WorldSBK	Yamaha YZF R1		3	I1	0.904	0.367	1'41.903	318,6	1'41.129	314,9
5	8	21	M. RINALDI	ITA	Aruba.it Racing - Ducati	Ducati Panigale V4 R		3	I1	1.471	0.567	1'42.094	324,3	1'41.275	318,6
6	5	22	A. LOWES	GBR	Kawasaki Racing Team WorldSBK	Kawasaki ZX-10RR		3	I1	2.023	0.552	1'42.161	321,4	1'41.086	317,6
7	16	19	A. BAUTISTA	ESP	Team HRC	Honda CBR1000 RR-R		3	I1	2.796	0.773	1'42.136	331,3	1'42.055	324,3
8	7	91	L. HASLAM	GBR	Team HRC	Honda CBR1000 RR-R		3	I1	3.098	0.302	1'42.473	324,3	1'41.253	319,5
9	12	3	K. NOZANE	JPN	GRT Yamaha WorldSBK Team	Yamaha YZF R1	IND	3	I1	3.580	0.482	1'42.556	314,9	1'41.744	311,2
10	11	47	A. BASSANI	ITA	Motocorsa Racing	Ducati Panigale V4 R	IND	3	I1	3.744	0.164	1'42.586	319,5	1'41.632	314,9
11	10	31	G. GERLOFF	USA	GRT Yamaha WorldSBK Team	Yamaha YZF R1	IND	3	I1	3.845	0.101	1'42.360	324,3	1'41.405	310,3
12	14	76	S. CAVALIERI	ITA	Barni Racing Team	Ducati Panigale V4 R	IND	3	SPD	1 Sector	1 Sector	1'43.319	316,7	1'41.801	319,5
13	20	23	C. PONSSON	FRA	Gil Motor Sport-Yamaha	Yamaha YZF R1	IND	3	SPD	1 Sector	1.073	1'43.573	318,6	1'42.460	313,0
14	17	36	L. MERCADO	ARG	MIE Racing Honda Racing	Honda CBR1000 RR-R	IND	3	SPD	1 Sector	0.003	1'43.786	313,0	1'42.215	318,6
15	18	94	J. FOLGER	GER	Bonovo MGM Racing	BMW M 1000 RR	IND	3	SPD	1 Sector	0.161	1'43.674	314,0	1'42.257	318,6
16	19	32	I. VINALES	ESP	Orelac Racing VerdNatura	Kawasaki ZX-10RR	IND	3	SPD	1 Sector	0.499	1'43.917	311,2	1'42.446	313,0
17	21	84	L. CRESSON	BEL	OUTDO TPR Team Pedercini Racing	Kawasaki ZX-10RR	IND	3	SPD	1 Sector	0.602	1'44.298	309,5	1'43.841	308,6
18	22	83	L. EPIS	AUS	OUTDO TPR Team Pedercini Racing	Kawasaki ZX-10RR	IND	3	FL	2 Sectors	1 Sector	1'46.600	300,8	1'45.732	301,7
19	13	7	C. DAVIES	GBR	Team GoEleven	Ducati Panigale V4 R	IND	2	I3.1	1 Lap	1 Lap	1'42.502	325,3	1'41.791	316,7
20	15	44	L. MAHIAS	FRA	Kawasaki Puccetti Racing	Kawasaki ZX-10RR	IND	2	I3.1	1 Lap	0.044	1'42.353	314,0	1'41.808	314,9
-----Not Classified-----															
NC	1	66	T. SYKES	GBR	BMW Motorrad WorldSBK Team	BMW M 1000 RR			1			257,1	1'40.408	316,7	
RET	9	60	M. VAN DER MARK	NED	BMW Motorrad WorldSBK Team	BMW M 1000 RR			1			267,3	1'41.320	321,4	

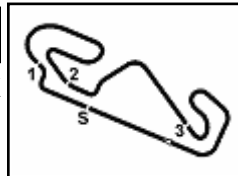
AIR	Humidity:	63%	Temp:	18°C
TRACK	Condition:	Dry	Temp:	29°C

Records	Pole (SP)	2021	T.Sykes	1'40.408	166,97 Km/h
	Race (RC1)	2021	S.Redding	1'56.166	144,32 Km/h
	All Times (SP)	2021	T.Sykes	1'40.408	166,97 Km/h
Race Fastest Lap	(New Record)	Lap 2	J.Rea	1'41.663	164,91 Km/h

Start 19/09/2021 11:00 End 11:07 The results are provisional until the end of the time limit for protests and appeals and the completion of the technical checks.

These data/results cannot be reproduced, stored and/or transmitted in whole or in part by any manner of electronic, mechanical, photocopying, recording, broadcasting or otherwise now known or herein after developed without the previous express consent by the copyright owner, except for reproduction in daily press and regular printed publications on sale to the public within 60 days of the event related to those data/results and always provided that copyright symbol appears together as follows below.

© DORNA WSBK ORGANIZATION Srl 2021



**Hyundai N Catalunya Round, 17-19 September 2021**  
**Results Tissot Superpole Race - Red Flag**

**Race Highlights**

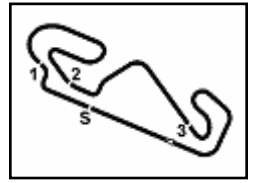
Time	No. Rider	Description
10.57.55		Warm-up Lap Start
11.00.22		Start
11.01.32	60 van der Mark	Crashed - Turn 7
11.01.43	66 Sykes	On the Gravel - Re-Joined - Turn 7
11.01.52	60 van der Mark	Re-joined
11.02.15	66 Sykes	Entered Pits
11.02.30		No Jump Start
11.02.40	60 van der Mark	Entered Pits
11.03.45	60 van der Mark	Retired
11.05.27	44 Mahias	Crashed - Turn 11
11.05.34	66 Sykes	Exited Pits
11.05.39	7 Davies	Crashed - Turn 11
11.05.50		RED FLAG
11.06.45	44 Mahias	Re-joined
11.07.39		End Of Session

19/09/2021      Start      End      The results are provisional until the end of the time limit for protests and appeals and the completion of the technical checks.

These data/results cannot be reproduced, stored and/or transmitted in whole or in part by any manner of electronic, mechanical, photocopying, recording, broadcasting or otherwise now known or herein after developed without the previous express consent by the copyright owner, except for reproduction in daily press and regular printed publications on sale to the public within 60 days of the event related to those data/results and always provided that copyright symbol appears together as follows below.

© DORNA WSBK ORGANIZATION Srl 2021





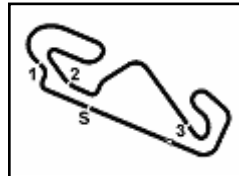
## Hyundai N Catalunya Round, 17-19 September 2021 Starting Grid - SP Race Restart (5 Laps x 4,657 km = 23,285 km)

Circuit de Barcelona 4.657 m

1	1	<b>54</b> RAZGATLIOGLU T. Yamaha	2	<b>1</b> REA J. Kawasaki	3	<b>45</b> REDDING S. Ducati
2	4	<b>55</b> LOCATELLI A. Yamaha	5	<b>21</b> RINALDI M. Ducati	6	<b>22</b> LOWES A. Kawasaki
3	7	<b>19</b> BAUTISTA A. Honda	8	<b>91</b> HASLAM L. Honda	9	<b>3</b> NOZANE K. Yamaha
4	10	<b>47</b> BASSANI A. Ducati	11	<b>31</b> GERLOFF G. Yamaha	12	<b>76</b> CAVALIERI S. Ducati
5	13	<b>23</b> PONSSON C. Yamaha	14	<b>36</b> MERCADO L. Honda	15	<b>94</b> FOLGER J. BMW
6	16	<b>32</b> VINALES I. Kawasaki	17	<b>84</b> CRESSON L. Kawasaki	18	<b>83</b> EPIS L. Kawasaki
7	19	<b>44</b> MAHIAS L. Kawasaki				

19/09/2021 The Race Director .....

These data/results cannot be reproduced, stored and/or transmitted in whole or in part by any manner of electronic, mechanical, photocopying, recording, broadcasting or otherwise now known or herein after developed without the previous express consent by the copyright owner, except for reproduction in daily press and regular printed publications on sale to the public within 60 days of the event related to those data/results and always provided that copyright symbol appears together as follows below. © DORNA WSBK ORGANIZATION Srl 2021



Circuit de Barcelona 4.657 m

## Hyundai N Catalunya Round, 17-19 September 2021

### Lap Chart Tissot Superpole Race - Red Flag

	Lap		
	1	2	3
1	54	54	54
2	1	1	1
3	45	45	45
4	55	55	55
5	21	21	21
6	22	22	22
7	91	3	19
8	3	91	91
9	47	19	3
10	19	47	47
11	31	31	31
12	7	7	76
13	44	44	36
14	36	36	23
15	84	76	94
16	76	84	32
17	23	23	84
18	94	94	83
19	32	32	
20	83	83	
21	66		
22	60		

19/09/2021

These data/results cannot be reproduced, stored and/or transmitted in whole or in part by any manner of electronic, mechanical, photocopying, recording, broadcasting or otherwise now known or herein after developed without the previous express consent by the copyright owner, except for reproduction in daily press and regular printed publications on sale to the public within 60 days of the event related to those data/results and always provided that copyright symbol appears together as follows below.

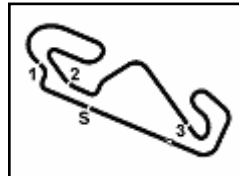
© DORNA WSBK ORGANIZATION Srl 2021

**FCR PERUGIA TIMING**


Official Tyre Supplier



Official Timekeeper



## Hyundai N Catalunya Round, 17-19 September 2021

### Lap Chart Tissot Superpole Race - Red Flag

Circuit de Barcelona 4.657 m

2 / 3

#### Lap 1

1	54	T.Razgatioglu	1'45.560
2	1	J.Rea	0.087
3	45	S.Redding	0.532
4	55	A.Locatelli	0.811
5	21	M.Rinaldi	1.015
6	22	A.Lowes	1.308
7	91	L.Haslam	1.537
8	3	K.Nozone	1.833
9	47	A.Bassani	2.319
10	19	A.Bautista	2.505
11	31	G.Gerloff	2.680
12	7	C.Davies	2.921
13	44	L.Mahias	3.181
14	36	L.Mercado	4.080
15	84	L.Cresson	4.365
16	76	S.Cavaliere	4.468
17	23	C.Ponsson	4.701
18	94	J.Folger	4.884
19	32	I.Vinales	5.075
20	83	L.Epis	6.407
21	66	T.Sykes	26.625
22	60	M.van der Mark	51.628

#### Lap 2

1	54	T.Razgatioglu	3'27.250
2	1	J.Rea	0.060
3	45	S.Redding	0.622
4	55	A.Locatelli	1.083
5	21	M.Rinaldi	1.419
6	22	A.Lowes	1.779
7	3	K.Nozone	2.699
8	91	L.Haslam	2.823
9	19	A.Bautista	2.955
10	47	A.Bassani	3.215
11	31	G.Gerloff	3.350
12	7	C.Davies	3.733
13	44	L.Mahias	3.844
14	36	L.Mercado	6.176
15	76	S.Cavaliere	6.282
16	84	L.Cresson	6.973
17	23	C.Ponsson	7.029
18	94	J.Folger	7.175
19	32	I.Vinales	7.361
20	83	L.Epis	11.317

#### Lap 3

1	54	T.Razgatioglu	5'09.463
2	1	J.Rea	0.210
3	45	S.Redding	0.412
4	55	A.Locatelli	0.773
5	21	M.Rinaldi	1.378
6	22	A.Lowes	1.993
7	19	A.Bautista	2.878
8	91	L.Haslam	3.083
9	3	K.Nozone	3.407
10	47	A.Bassani	3.645
11	31	G.Gerloff	3.786
12	76	S.Cavaliere	7.388
13	36	L.Mercado	8.336
14	23	C.Ponsson	8.389
15	94	J.Folger	8.636
16	32	I.Vinales	9.065
17	84	L.Cresson	9.557
18	83	L.Epis	16.664

19/09/2021

These data/results cannot be reproduced, stored and/or transmitted in whole or in part by any manner of electronic, mechanical, photocopying, recording, broadcasting or otherwise now known or herein after developed without the previous express consent by the copyright owner, except for reproduction in daily press and regular printed publications on sale to the public within 60 days of the event related to those data/results and always provided that copyright symbol appears together as follows below.

© DORNA WSBK ORGANIZATION Srl 2021

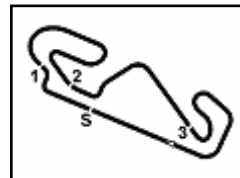
FICR PERUGIA TIMING



Official Tyre Supplier



Official Timekeeper


**Hyundai N Catalunya Round, 17-19 September 2021**
**Lap Chart Tissot Superpole Race - Red Flag**

Circuit de Barcelona 4.657 m

3 / 3

**Race Pace Comparison**

	54 Raz	1 Rea	45 Red	55 Loc	21 Rin	22 Low	19 Bau	76 Cav	23 Pon	36 Mer	94 Fol	32 Vin	84 Cre	83 Epi
1	1'45.560	1'45.647	1'46.092	1'46.371	1'46.575	1'46.868	1'48.065	1'50.028	1'50.261	1'49.640	1'50.444	1'50.635	1'49.925	1'51.967
2	<b>1'41.690</b>	<b>1'41.663</b>	<b>1'41.780</b>	1'41.962	<b>1'42.094</b>	<b>1'42.161</b>	1'42.140	1'43.504	1'44.018	<b>1'43.786</b>	1'43.981	1'43.976	<b>1'44.298</b>	<b>1'46.600</b>
3	1'42.213	1'42.363	1'42.003	<b>1'41.903</b>	1'42.172	1'42.427	<b>1'42.136</b>	<b>1'43.319</b>	<b>1'43.573</b>	1'44.373	<b>1'43.674</b>	<b>1'43.917</b>	1'44.797	1'47.560

	91 Has	3 Noz	47 Bas	31 Ger	7 Dav	44 Mah	66 Syk	60 vdM
1	1'47.097	1'47.393	1'47.879	1'48.240	1'48.481	1'48.741	2'12.185	2'37.188
2	1'42.976	<b>1'42.556</b>	<b>1'42.586</b>	<b>1'42.360</b>	<b>1'42.502</b>	<b>1'42.353</b>		
3	<b>1'42.473</b>	1'42.921	1'42.643	1'42.649				

19/09/2021

These data/results cannot be reproduced, stored and/or transmitted in whole or in part by any manner of electronic, mechanical, photocopying, recording, broadcasting or otherwise now known or herein after developed without the previous express consent by the copyright owner, except for reproduction in daily press and regular printed publications on sale to the public within 60 days of the event related to those data/results and always provided that copyright symbol appears together as follows below.

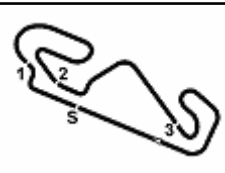
© DORNA WSBK ORGANIZATION Srl 2021

**FICR PERUGIA TIMING**


Official Tyre Supplier



Official Timekeeper



## Hyundai N Catalunya Round, 17-19 September 2021 Best Sectors & Speed Tissot Superpole Race - Red Flag

Circuit de Barcelona 4.657 m

RESULTS			LL	Int.
1	83 L. EPIS	Kawasaki ZX-10RR	3	FL
2	54 T. RAZGATLIOGLU	Yamaha YZF R1	3	I1
3	1 J. REA	Kawasaki ZX-10RR	3	I1
4	45 S. REDDING	Ducati Panigale V4 R	3	I1
5	55 A. LOCATELLI	Yamaha YZF R1	3	I1
6	21 M. RINALDI	Ducati Panigale V4 R	3	I1
7	22 A. LOWES	Kawasaki ZX-10RR	3	I1
8	19 A. BAUTISTA	Honda CBR1000 RR-R	3	I1
9	91 L. HASLAM	Honda CBR1000 RR-R	3	I1
10	3 K. NOZANE	Yamaha YZF R1	3	I1
11	47 A. BASSANI	Ducati Panigale V4 R	3	I1
12	31 G. GERLOFF	Yamaha YZF R1	3	I1
13	76 S. CAVALIERI	Ducati Panigale V4 R	3	SPD
14	23 C. PONSSON	Yamaha YZF R1	3	SPD
15	36 L. MERCADO	Honda CBR1000 RR-R	3	SPD
16	94 J. FOLGER	BMW M 1000 RR	3	SPD
17	32 I. VINALES	Kawasaki ZX-10RR	3	SPD
18	84 L. CRESSON	Kawasaki ZX-10RR	3	SPD
19	7 C. DAVIES	Ducati Panigale V4 R	2	I3.1
20	44 L. MAHIAS	Kawasaki ZX-10RR	2	I3.1
NC	66 T. SYKES	BMW M 1000 RR	1	
RET	60 M. VAN DER MARK	BMW M 1000 RR	1	

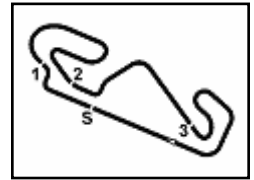
SPEED		
1	19 A. BAUTISTA	Honda CBR1000 RR-R 331,3
2	7 C. DAVIES	Ducati Panigale V4 R 325,3
3	91 L. HASLAM	Honda CBR1000 RR-R 324,3
4	31 G. GERLOFF	Yamaha YZF R1 324,3
5	21 M. RINALDI	Ducati Panigale V4 R 324,3
6	45 S. REDDING	Ducati Panigale V4 R 323,4
7	22 A. LOWES	Kawasaki ZX-10RR 321,4
8	47 A. BASSANI	Ducati Panigale V4 R 319,5
9	23 C. PONSSON	Yamaha YZF R1 318,6
10	55 A. LOCATELLI	Yamaha YZF R1 318,6
11	76 S. CAVALIERI	Ducati Panigale V4 R 316,7
12	1 J. REA	Kawasaki ZX-10RR 315,8
13	54 T. RAZGATLIOGLU	Yamaha YZF R1 315,8
14	3 K. NOZANE	Yamaha YZF R1 314,9
15	44 L. MAHIAS	Kawasaki ZX-10RR 314,0
16	94 J. FOLGER	BMW M 1000 RR 314,0
17	36 L. MERCADO	Honda CBR1000 RR-R 313,0
18	32 I. VINALES	Kawasaki ZX-10RR 311,2
19	84 L. CRESSON	Kawasaki ZX-10RR 309,5
20	83 L. EPIS	Kawasaki ZX-10RR 300,8
21	60 M. VAN DER MARK	BMW M 1000 RR 267,3
22	66 T. SYKES	BMW M 1000 RR 257,1

SEG. 1		SEG. 2		SEG. 3		SEG. 4	
1	19 A. BAUTISTA 17.411	1	22 A. LOWES 31.914	1	54 T. RAZGATLIOGLU 20.834	1	1 J. REA 31.151
2	45 S. REDDING 17.471	2	54 T. RAZGATLIOGLU 31.969	2	45 S. REDDING 20.838	2	44 L. MAHIAS 31.199
3	54 T. RAZGATLIOGLU 17.549	3	45 S. REDDING 31.971	3	1 J. REA 20.851	3	54 T. RAZGATLIOGLU 31.230
4	55 A. LOCATELLI 17.560	4	21 M. RINALDI 31.978	4	21 M. RINALDI 20.864	4	45 S. REDDING 31.241
5	21 M. RINALDI 17.580	5	1 J. REA 31.987	5	55 A. LOCATELLI 20.918	5	22 A. LOWES 31.258
6	1 J. REA 17.588	6	55 A. LOCATELLI 32.017	6	19 A. BAUTISTA 21.043	6	31 G. GERLOFF 31.294
7	91 L. HASLAM 17.619	7	91 L. HASLAM 32.104	7	47 A. BASSANI 21.050	7	55 A. LOCATELLI 31.314
8	22 A. LOWES 17.634	8	3 K. NOZANE 32.122	8	3 K. NOZANE 21.059	8	91 L. HASLAM 31.333
9	31 G. GERLOFF 17.648	9	19 A. BAUTISTA 32.138	9	44 L. MAHIAS 21.091	9	21 M. RINALDI 31.361
10	7 C. DAVIES 17.690	10	44 L. MAHIAS 32.253	10	31 G. GERLOFF 21.092	10	7 C. DAVIES 31.380
11	47 A. BASSANI 17.703	11	7 C. DAVIES 32.269	11	22 A. LOWES 21.105	11	47 A. BASSANI 31.388
12	44 L. MAHIAS 17.714	12	60 M. VAN DER MARK 32.271	12	7 C. DAVIES 21.163	12	19 A. BAUTISTA 31.423
13	3 K. NOZANE 17.777	13	47 A. BASSANI 32.303	13	76 S. CAVALIERI 21.179	13	3 K. NOZANE 31.522
14	23 C. PONSSON 17.842	14	31 G. GERLOFF 32.326	14	91 L. HASLAM 21.193	14	32 I. VINALES 31.739
15	76 S. CAVALIERI 17.913	15	23 C. PONSSON 32.473	15	94 J. FOLGER 21.233	15	76 S. CAVALIERI 31.749
16	94 J. FOLGER 17.950	16	76 S. CAVALIERI 32.478	16	23 C. PONSSON 21.264	16	36 L. MERCADO 31.888
17	36 L. MERCADO 17.981	17	66 T. SYKES 32.496	17	32 I. VINALES 21.324	17	94 J. FOLGER 31.888
18	32 I. VINALES 18.005	18	36 L. MERCADO 32.526	18	36 L. MERCADO 21.326	18	23 C. PONSSON 31.961
19	84 L. CRESSON 18.167	19	94 J. FOLGER 32.553	19	84 L. CRESSON 21.416	19	84 L. CRESSON 31.968
20	83 L. EPIS 18.393	20	32 I. VINALES 32.714	20	83 L. EPIS 22.150	20	83 L. EPIS 32.533
21	66 T. SYKES 22.255	21	84 L. CRESSON 32.720	21	66 T. SYKES 32.437		
22	60 M. VAN DER MARK 22.598	22	83 L. EPIS 33.236	22	60 M. VAN DER MARK 57.241		

19/09/2021

These data/results cannot be reproduced, stored and/or transmitted in whole or in part by any manner of electronic, mechanical, photocopying, recording, broadcasting or otherwise now known or herein after developed without the previous express consent by the copyright owner, except for reproduction in daily press and regular printed publications on sale to the public within 60 days of the event related to those data/results and always provided that copyright symbol appears together as follows below.

© DORNA WSBK ORGANIZATION Srl 2021



## Hyundai N Catalunya Round, 17-19 September 2021 Chronological Analysis Tissot Superpole Race - Red Flag

Circuit de Barcelona 4.657 m

Start at 11:00'18.815

1 / 2

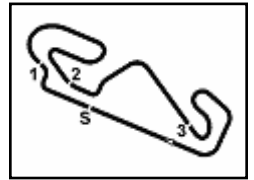
1° 54 T. RAZGATLIOGLU (1'41.690)								11° 31 G. GERLOFF (1'42.360)							
Lap	Seg.1	Seg.2	Seg.3	Seg.4	Lap Time	km/h	Local Time	Lap	Seg.1	Seg.2	Seg.3	Seg.4	Lap Time	km/h	Local Time
1		32.036	20.962	<b>31.230</b>	1'45.560	254,7	11:02'04.375	1		32.720	21.485	31.449	1'48.240	260,9	11:02'07.055
2	<b>17.549</b>	<b>31.969</b>	<b>20.834</b>	31.338	<b>1'41.690</b>	<b>315,8</b>	11:03'46.065	2	<b>17.648</b>	<b>32.326</b>	<b>21.092</b>	<b>31.294</b>	<b>1'42.360</b>	320,5	11:03'49.415
3	17.660	32.137	20.935	31.481	1'42.213	310,3	11:05'28.278	3	17.688	32.407	21.122	31.432	1'42.649	<b>324,3</b>	11:05'32.064
Last Passing Point I1 at 11:05'45.882								Last Passing Point I1 at 11:05'49.727							
2° 1 J. REA (1'41.663)								12° 76 S. CAVALIERI (1'43.319)							
Lap	Seg.1	Seg.2	Seg.3	Seg.4	Lap Time	km/h	Local Time	Lap	Seg.1	Seg.2	Seg.3	Seg.4	Lap Time	km/h	Local Time
1		32.125	<b>20.851</b>	<b>31.151</b>	1'45.647	253,5	11:02'04.462	1		33.386	21.567	31.971	1'50.028	268,7	11:02'08.843
2	<b>17.588</b>	<b>31.987</b>	<b>20.851</b>	31.237	<b>1'41.663</b>	309,5	11:03'46.125	2	17.914	32.534	21.217	31.839	1'43.504	308,6	11:03'52.347
3	17.635	32.226	20.882	31.620	1'42.363	307,7	11:05'28.488	3	<b>17.913</b>	<b>32.478</b>	<b>21.179</b>	<b>31.749</b>	<b>1'43.319</b>	<b>316,7</b>	11:05'35.666
Last Passing Point I1 at 11:05'46.185								Last Passing Point SPD at 11:05'42.616							
3° 45 S. REDDING (1'41.780)								13° 23 C. PONSSON (1'43.573)							
Lap	Seg.1	Seg.2	Seg.3	Seg.4	Lap Time	km/h	Local Time	Lap	Seg.1	Seg.2	Seg.3	Seg.4	Lap Time	km/h	Local Time
1		32.412	21.026	<b>31.241</b>	1'46.092	263,4	11:02'04.907	1		33.523	21.584	32.008	1'50.261	270,7	11:02'09.076
2	17.626	<b>31.971</b>	<b>20.838</b>	31.345	<b>1'41.780</b>	321,4	11:03'46.687	2	17.984	32.695	<b>21.264</b>	32.075	1'44.018	<b>318,6</b>	11:03'53.094
3	<b>17.471</b>	32.208	20.907	31.417	1'42.003	<b>323,4</b>	11:05'28.690	3	<b>17.842</b>	<b>32.473</b>	21.297	<b>31.961</b>	<b>1'43.573</b>	313,0	11:05'36.667
Last Passing Point I1 at 11:05'46.419								Last Passing Point SPD at 11:05'43.689							
4° 55 A. LOCATELLI (1'41.903)								14° 36 L. MERCADO (1'43.786)							
Lap	Seg.1	Seg.2	Seg.3	Seg.4	Lap Time	km/h	Local Time	Lap	Seg.1	Seg.2	Seg.3	Seg.4	Lap Time	km/h	Local Time
1		32.308	20.992	<b>31.314</b>	1'46.371	267,3	11:02'05.186	1		32.987	21.829	<b>31.888</b>	1'49.640	270,7	11:02'08.455
2	17.656	<b>32.017</b>	20.941	31.348	1'41.962	<b>318,6</b>	11:03'47.148	2	<b>17.981</b>	<b>32.526</b>	<b>21.326</b>	31.953	<b>1'43.786</b>	<b>313,0</b>	11:03'52.241
3	<b>17.560</b>	32.105	<b>20.918</b>	31.320	<b>1'41.903</b>	<b>318,6</b>	11:05'29.051	3	18.180	32.674	21.367	32.152	1'44.373	310,3	11:05'36.614
Last Passing Point I1 at 11:05'46.786								Last Passing Point SPD at 11:05'43.692							
5° 21 M. RINALDI (1'42.094)								15° 94 J. FOLGER (1'43.674)							
Lap	Seg.1	Seg.2	Seg.3	Seg.4	Lap Time	km/h	Local Time	Lap	Seg.1	Seg.2	Seg.3	Seg.4	Lap Time	km/h	Local Time
1		32.474	20.970	<b>31.361</b>	1'46.575	270,7	11:02'05.390	1		33.340	21.693	31.980	1'50.444	271,4	11:02'09.259
2	17.742	<b>31.978</b>	20.879	31.495	<b>1'42.094</b>	312,1	11:03'47.484	2	18.034	32.614	21.445	<b>31.888</b>	1'43.981	309,5	11:03'53.240
3	<b>17.580</b>	32.177	<b>20.864</b>	31.551	1'42.172	322,4	11:05'29.656	3	<b>17.950</b>	<b>32.553</b>	<b>21.233</b>	31.938	<b>1'43.674</b>	<b>314,0</b>	11:05'36.914
Last Passing Point I1 at 11:05'47.353								Last Passing Point SPD at 11:05'43.853							
6° 22 A. LOWES (1'42.161)								16° 32 I. VINALES (1'43.917)							
Lap	Seg.1	Seg.2	Seg.3	Seg.4	Lap Time	km/h	Local Time	Lap	Seg.1	Seg.2	Seg.3	Seg.4	Lap Time	km/h	Local Time
1		32.336	21.294	<b>31.258</b>	1'46.868	265,4	11:02'05.683	1		33.652	21.857	31.747	1'50.635	267,3	11:02'09.450
2	17.729	<b>31.914</b>	<b>21.105</b>	31.413	<b>1'42.161</b>	<b>321,4</b>	11:03'47.844	2	<b>18.005</b>	<b>32.714</b>	21.430	31.827	1'43.976	308,6	11:03'53.426
3	17.717	32.125	21.111	31.474	1'42.427	<b>321,4</b>	11:05'30.271	3	18.042	32.812	<b>21.324</b>	<b>31.739</b>	<b>1'43.917</b>	306,8	11:05'37.343
Last Passing Point I1 at 11:05'47.905								Last Passing Point SPD at 11:05'44.352							
7° 19 A. BAUTISTA (1'42.136)								17° 84 L. CRESSON (1'44.298)							
Lap	Seg.1	Seg.2	Seg.3	Seg.4	Lap Time	km/h	Local Time	Lap	Seg.1	Seg.2	Seg.3	Seg.4	Lap Time	km/h	Local Time
1		32.585	21.427	31.452	1'48.065	275,5	11:02'06.880	1		33.461	21.645	32.040	1'49.925	271,4	11:02'08.740
2	17.532	32.142	<b>21.043</b>	<b>31.423</b>	1'42.140	<b>331,3</b>	11:03'49.020	2	<b>18.167</b>	<b>32.720</b>	<b>21.416</b>	31.995	<b>1'44.298</b>	<b>309,5</b>	11:03'53.038
3	<b>17.411</b>	<b>32.138</b>	21.135	31.452	<b>1'42.136</b>	330,3	11:05'31.156	3	18.291	33.057	21.481	<b>31.968</b>	1'44.797	307,7	11:05'37.835
Last Passing Point I1 at 11:05'48.678								Last Passing Point SPD at 11:05'44.954							
8° 91 L. HASLAM (1'42.473)								18° 83 L. EPIS (1'46.600)							
Lap	Seg.1	Seg.2	Seg.3	Seg.4	Lap Time	km/h	Local Time	Lap	Seg.1	Seg.2	Seg.3	Seg.4	Lap Time	km/h	Local Time
1		32.614	21.250	<b>31.333</b>	1'47.097	267,3	11:02'05.912	1		33.610	<b>22.150</b>	<b>32.533</b>	1'51.967	269,3	11:02'10.782
2	17.921	32.170	21.246	31.639	1'42.976	<b>324,3</b>	11:03'48.888	2	<b>18.393</b>	<b>33.236</b>	22.278	32.693	<b>1'46.600</b>	<b>300,8</b>	11:03'57.382
3	17.715	<b>32.104</b>	<b>21.193</b>	31.461	<b>1'42.473</b>	312,1	11:05'31.361	3	18.571	33.396	22.319	33.274	1'47.560	297,5	11:05'44.942
Last Passing Point I1 at 11:05'48.980								Last Passing Point FL at 11:05'44.942							
9° 3 K. NOZANE (1'42.556)								19° 7 C. DAVIES (1'42.502)							
Lap	Seg.1	Seg.2	Seg.3	Seg.4	Lap Time	km/h	Local Time	Lap	Seg.1	Seg.2	Seg.3	Seg.4	Lap Time	km/h	Local Time
1		32.641	<b>21.059</b>	31.619	1'47.393	270,0	11:02'06.208	1		32.780	21.502	31.473	1'48.481	274,8	11:02'07.296
2	17.835	<b>32.122</b>	21.077	<b>31.522</b>	<b>1'42.556</b>	313,0	11:03'48.764	2	<b>17.690</b>	<b>32.269</b>	<b>21.163</b>	<b>31.380</b>	<b>1'42.502</b>	<b>325,3</b>	11:03'49.798
3	18.060	32.227	21.100	31.534	1'42.921	306,8	11:05'31.685	Last Passing Point I3.1 at 11:05'10.432							
Last Passing Point I1 at 11:05'49.462															
10° 47 A. BASSANI (1'42.586)								20° 44 L. MAHIAS (1'42.353)							
Lap	Seg.1	Seg.2	Seg.3	Seg.4	Lap Time	km/h	Local Time	Lap	Seg.1	Seg.2	Seg.3	Seg.4	Lap Time	km/h	Local Time
1		32.535	21.366	31.545	1'47.879	275,5	11:02'06.694	1		32.974	21.488	31.265	1'48.741	259,6	11:02'07.556
2	17.845	<b>32.303</b>	<b>21.050</b>	<b>31.388</b>	<b>1'42.586</b>	<b>319,5</b>	11:03'49.280	2	<b>17.714</b>	32.282	21.158	<b>31.199</b>	<b>1'42.353</b>	<b>314,0</b>	11:03'49.909
3	17.729	32.336	21.092	31.486	1'42.643	<b>319,5</b>	11:05'31.923	Last Passing Point I3.1 at 11:05'10.476							
Last Passing Point I1 at 11:05'49.626															
NC 66 T. SYKES															
Lap	Seg.1	Seg.2	Seg.3	Seg.4	Lap Time	km/h	Local Time								

19/09/2021 P = Pits In/Out - C = Lap Time Cancelled

These data/results cannot be reproduced, stored and/or transmitted in whole or in part by any manner of electronic, mechanical, photocopying, recording, broadcasting or otherwise now known or herein after developed without the previous express consent by the copyright owner, except for reproduction in daily press and regular printed publications on sale to the public within 60 days of the event related to those data/results and always provided that copyright symbol appears together as follows below.

© DORNA WSBK ORGANIZATION Srl 2021





## Hyundai N Catalunya Round, 17-19 September 2021 Chronological Analysis Tissot Superpole Race - Red Flag

Start at 11:00'18.815

1                    **32.496**                    **32.437**                    44.997                    2'12.185P                    **257,1**                    11:02'31.000  
Last Passing Point SPD at 11:05'42.461

RET							
60 M. VAN DER MARK							
Lap	Seg.1	Seg.2	Seg.3	Seg.4	Lap Time	km/h	Local Time
1		<b>32.271</b>	<b>57.241</b>	45.078	2'37.188P	<b>267,3</b>	11:02'56.003

Last Passing Point FL at 11:02'56.003

19/09/2021      P = Pits In/Out - C = Lap Time Cancelled

These data/results cannot be reproduced, stored and/or transmitted in whole or in part by any manner of electronic, mechanical, photocopying, recording, broadcasting or otherwise now known or herein after developed without the previous express consent by the copyright owner, except for reproduction in daily press and regular printed publications on sale to the public within 60 days of the event related to those data/results and always provided that copyright symbol appears together as follows below.

© DORNA WSBK ORGANIZATION Srl 2021




Hyundai N Catalunya Round, 17-19 September 2021

Weather Report Tissot Superpole Race - Red Flag


Session started 11:00 - Session ended 11:07

Circuit de Barcelona 4.657 m


### Air Temperature




### Track Temperature



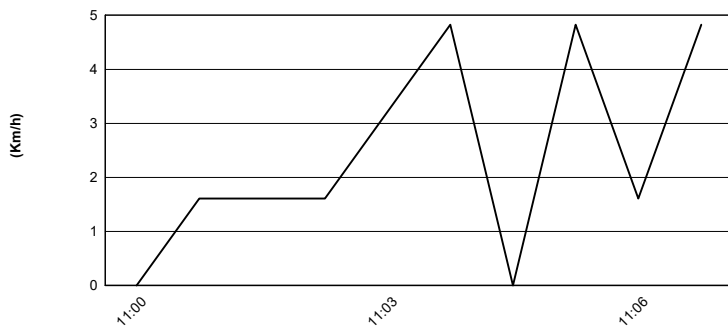
### Air Pressure



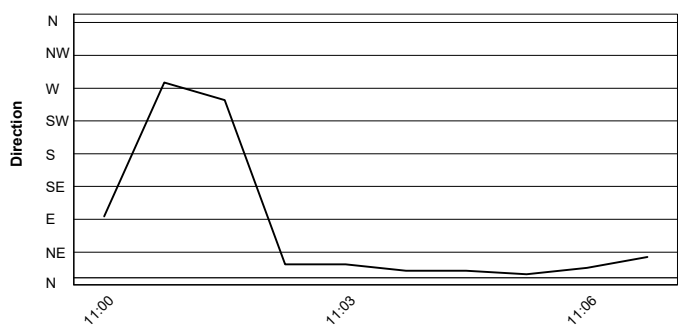
### Humidity



### Wind Speed



### Wind Direction



19/09/2021

These data/results cannot be reproduced, stored and/or transmitted in whole or in part by any manner of electronic, mechanical, photocopying, recording, broadcasting or otherwise now known or herein after developed without the previous express consent by the copyright owner, except for reproduction in daily press and regular printed publications on sale to the public within 60 days of the event related to those data/results and always provided that copyright symbol appears together as follows below.

© DORNA WSBK ORGANIZATION Srl 2021