

## Hyundai N Catalunya Round, 17-19 September 2021 Results Race 2 - Red Flag

Circuit de Barcelona 4.657 m

Laps 1 = 8,137 Km - Time of Race 2'56.725 - Avg. 165,756 km/h

1 / 2

Pos	Grid	No. Rider	Nat	Team	Bike	Class	LL	Int.	Gap	Rel.	Fastest Lap	Speed	Qualifying	Speed
1	2	54 T. RAZGATLIOGLU	TUR	Pata Yamaha with Brixx WorldSBK	Yamaha YZF R1		1	I3				309,5	1'40.694	318,6
2	5	21 M. RINALDI	ITA	Aruba.it Racing - Ducati	Ducati Panigale V4 R		1	I3	0.542	0.542		314,9	1'41.275	318,6
3	1	1 J. REA	GBR	Kawasaki Racing Team WorldSBK	Kawasaki ZX-10RR		1	I3	0.716	0.174		313,0	1'40.921	314,9
4	3	19 A. BAUTISTA	ESP	Team HRC	Honda CBR1000 RR-R		1	I3	1.219	0.503		325,3	1'42.055	324,3
5	11	45 S. REDDING	GBR	Aruba.it Racing - Ducati	Ducati Panigale V4 R		1	I3	1.470	0.251		318,6	1'40.978	316,7
6	12	55 A. LOCATELLI	ITA	Pata Yamaha with Brixx WorldSBK	Yamaha YZF R1		1	I3	2.063	0.593		315,8	1'41.129	314,9
7	6	47 A. BASSANI	ITA	Motocorsa Racing	Ducati Panigale V4 R	IND	1	I3	2.265	0.202		318,6	1'41.632	314,9
8	8	31 G. GERLOFF	USA	GRT Yamaha WorldSBK Team	Yamaha YZF R1	IND	1	I3	2.539	0.274		315,8	1'41.405	310,3
9	14	3 K. NOZANE	JPN	GRT Yamaha WorldSBK Team	Yamaha YZF R1	IND	1	I3	2.629	0.090		312,1	1'41.744	311,2
10	13	60 M. VAN DER MARK	NED	BMW Motorrad WorldSBK Team	BMW M 1000 RR		1	I3	3.055	0.426		318,6	1'41.320	321,4
11	7	91 L. HASLAM	GBR	Team HRC	Honda CBR1000 RR-R		1	I3	3.552	0.497		319,5	1'41.253	319,5
12	16	36 L. MERCADO	ARG	MIE Racing Honda Racing	Honda CBR1000 RR-R	IND	1	I3	4.362	0.810		308,6	1'42.215	318,6
13	9	23 C. PONSSON	FRA	Gil Motor Sport-Yamaha	Yamaha YZF R1	IND	1	I3	4.762	0.400		311,2	1'42.460	313,0
14	15	76 S. CAVALIERI	ITA	Barni Racing Team	Ducati Panigale V4 R	IND	1	I3	5.622	0.860		308,6	1'41.801	319,5
15	19	84 L. CRESSON	BEL	OUTDO TPR Team Pedercini Racing	Kawasaki ZX-10RR	IND	1	I3	6.071	0.449		304,2	1'43.841	308,6
16	18	32 I. VINALES	ESP	Orelac Racing VerdNatura	Kawasaki ZX-10RR	IND	1	I3	6.844	0.773		305,9	1'42.446	313,0
17	17	94 J. FOLGER	GER	Bonovo MGM Racing	BMW M 1000 RR	IND	1	I2.1	1 Sector	1 Sector		308,6	1'42.257	318,6
18	10	66 T. SYKES	GBR	BMW Motorrad WorldSBK Team	BMW M 1000 RR		1	SPD	5 Sectors	4 Sectors		306,8	1'40.408	316,7
19	21	44 L. MAHIAS	FRA	Kawasaki Puccetti Racing	Kawasaki ZX-10RR	IND	1	SPD	5 Sectors	0.151		308,6	1'41.808	314,9
-----Not Classified-----														
RET	4	22 A. LOWES	GBR	Kawasaki Racing Team WorldSBK	Kawasaki ZX-10RR			0				260,2	1'41.086	317,6
RET	20	83 L. EPIS	AUS	OUTDO TPR Team Pedercini Racing	Kawasaki ZX-10RR	IND		0				259,6	1'45.732	301,7

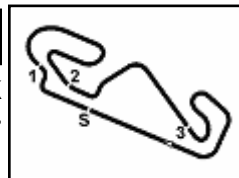
AIR	Humidity:	40%	Temp:	26°C
TRACK	Condition:	Dry	Temp:	44°C

Records	Pole (SP)	2021	T.Sykes	1'40.408	166,97 Km/h
	Race (SPRC)	2021	T.Razgatioglu	1'41.493	165,19 Km/h
	All Times (SP)	2021	T.Sykes	1'40.408	166,97 Km/h

Start 19/09/2021 15:15 End 15:19 The results are provisional until the end of the time limit for protests and appeals and the completion of the technical checks.

These data/results cannot be reproduced, stored and/or transmitted in whole or in part by any manner of electronic, mechanical, photocopying, recording, broadcasting or otherwise now known or herein after developed without the previous express consent by the copyright owner, except for reproduction in daily press and regular printed publications on sale to the public within 60 days of the event related to those data/results and always provided that copyright symbol appears together as follows below.

© DORNA WSBK ORGANIZATION Srl 2021



## Hyundai N Catalunya Round, 17-19 September 2021

### Results Race 2 - Red Flag

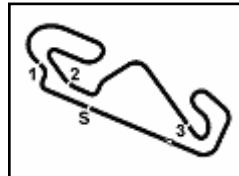
#### Race Highlights

Time	No. Rider	Description
15.12.57		Warm-up Lap Start
15.15.29		Start
15.16.01	22 Lowes	Crashed - Turn 2
15.16.01	83 Epis	Crashed - Turn 2
15.16.49	83 Epis	Out
15.16.53	22 Lowes	Out
15.17.00		No Jump Start
15.18.01	66 Sykes	Crashed - Turn 1
15.18.01	44 Mahias	Crashed - Turn 1
15.18.31		RED FLAG
15.19.40		End Of Session

19/09/2021      Start      End      The results are provisional until the end of the time limit for protests and appeals and the completion of the technical checks.

These data/results cannot be reproduced, stored and/or transmitted in whole or in part by any manner of electronic, mechanical, photocopying, recording, broadcasting or otherwise now known or herein after developed without the previous express consent by the copyright owner, except for reproduction in daily press and regular printed publications on sale to the public within 60 days of the event related to those data/results and always provided that copyright symbol appears together as follows below.

© DORNA WSBK ORGANIZATION Srl 2021



## Hyundai N Catalunya Round, 17-19 September 2021

### Lap Chart Race 2 - Red Flag

Circuit de Barcelona 4.657 m

1 / 3

Lap	
1	54
2	21
3	1
4	19
5	45
6	47
7	55
8	31
9	3
10	60
11	36
12	91
13	23
14	66
15	44
16	84
17	76
18	32
19	94

19/09/2021

These data/results cannot be reproduced, stored and/or transmitted in whole or in part by any manner of electronic, mechanical, photocopying, recording, broadcasting or otherwise now known or herein after developed without the previous express consent by the copyright owner, except for reproduction in daily press and regular printed publications on sale to the public within 60 days of the event related to those data/results and always provided that copyright symbol appears together as follows below.

© DORNA WSBK ORGANIZATION Srl 2021

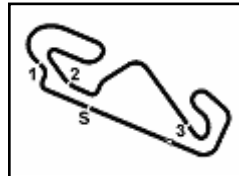
FICR PERUGIA TIMING



Official Tyre Supplier



Official Timekeeper

**Hyundai N Catalunya Round, 17-19 September 2021****Lap Chart Race 2 - Red Flag****Lap 1**

1	<b>54</b>	T.Razgatioglu	1'45.921
2	<b>21</b>	M.Rinaldi	0.370
3	<b>1</b>	J.Rea	0.763
4	<b>19</b>	A.Bautista	1.001
5	<b>45</b>	S.Redding	1.183
6	<b>47</b>	A.Bassani	1.536
7	<b>55</b>	A.Locatelli	1.610
8	<b>31</b>	G.Gerloff	1.756
9	<b>3</b>	K.Nozone	1.939
10	<b>60</b>	M.van der Mark	2.389
11	<b>36</b>	L.Mercado	2.862
12	<b>91</b>	L.Haslam	2.966
13	<b>23</b>	C.Ponsson	3.204
14	<b>66</b>	T.Sykes	3.261
15	<b>44</b>	L.Mahias	3.396
16	<b>84</b>	L.Cresson	3.989
17	<b>76</b>	S.Cavaliere	4.133
18	<b>32</b>	I.Vinales	4.889
19	<b>94</b>	J.Folger	16.909

19/09/2021

These data/results cannot be reproduced, stored and/or transmitted in whole or in part by any manner of electronic, mechanical, photocopying, recording, broadcasting or otherwise now known or herein after developed without the previous express consent by the copyright owner, except for reproduction in daily press and regular printed publications on sale to the public within 60 days of the event related to those data/results and always provided that copyright symbol appears together as follows below.

© DORNA WSBK ORGANIZATION Srl 2021

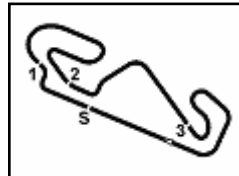
FICR PERUGIA TIMING



Official Tyre Supplier



Official Timekeeper



Hyundai N Catalunya Round, 17-19 September 2021

Lap Chart Race 2 - Red Flag

Circuit de Barcelona 4.657 m

3 / 3

## Race Pace Comparison

	54 Raz	21 Rin	1 Rea	19 Bau	45 Red	55 Loc	47 Bas	31 Ger	3 Noz	60 vdM	91 Has	36 Mer	66 Syk	44 Mah
1	1'45.921	1'46.291	1'46.684	1'46.922	1'47.104	1'47.531	1'47.457	1'47.677	1'47.860	1'48.310	1'48.887	1'48.783	1'49.182	1'49.317

	23 Pon	76 Cav	84 Cre	32 Vin	94 Fol
1	1'49.125	1'50.054	1'49.910	1'50.810	2'02.830

19/09/2021

These data/results cannot be reproduced, stored and/or transmitted in whole or in part by any manner of electronic, mechanical, photocopying, recording, broadcasting or otherwise now known or herein after developed without the previous express consent by the copyright owner, except for reproduction in daily press and regular printed publications on sale to the public within 60 days of the event related to those data/results and always provided that copyright symbol appears together as follows below.

© DORNA WSBK ORGANIZATION Srl 2021

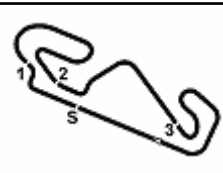
FICR PERUGIA TIMING



Official Tyre Supplier



Official Timekeeper



## Hyundai N Catalunya Round, 17-19 September 2021

### Best Sectors & Speed Race 2 - Red Flag

Circuit de Barcelona 4.657 m

RESULTS		LL	Int.
1	54 T. RAZGATLIOGLU	Yamaha YZF R1	1 I3
2	21 M. RINALDI	Ducati Panigale V4 R	1 I3
3	1 J. REA	Kawasaki ZX-10RR	1 I3
4	19 A. BAUTISTA	Honda CBR1000 RR-R	1 I3
5	45 S. REDDING	Ducati Panigale V4 R	1 I3
6	55 A. LOCATELLI	Yamaha YZF R1	1 I3
7	47 A. BASSANI	Ducati Panigale V4 R	1 I3
8	31 G. GERLOFF	Yamaha YZF R1	1 I3
9	3 K. NOZANE	Yamaha YZF R1	1 I3
10	60 M. VAN DER MARK	BMW M 1000 RR	1 I3
11	91 L. HASLAM	Honda CBR1000 RR-R	1 I3
12	36 L. MERCADO	Honda CBR1000 RR-R	1 I3
13	23 C. PONSSON	Yamaha YZF R1	1 I3
14	76 S. CAVALIERI	Ducati Panigale V4 R	1 I3
15	84 L. CRESSON	Kawasaki ZX-10RR	1 I3
16	32 I. VINALES	Kawasaki ZX-10RR	1 I3
17	94 J. FOLGER	BMW M 1000 RR	1 I2.1
18	66 T. SYKES	BMW M 1000 RR	1 SPD
19	44 L. MAHIAS	Kawasaki ZX-10RR	1 SPD
RET	22 A. LOWES	Kawasaki ZX-10RR	
RET	83 L. EPIS	Kawasaki ZX-10RR	

SPEED		
1	19 A. BAUTISTA	Honda CBR1000 RR-R 325,3
2	91 L. HASLAM	Honda CBR1000 RR-R 319,5
3	45 S. REDDING	Ducati Panigale V4 R 318,6
4	47 A. BASSANI	Ducati Panigale V4 R 318,6
5	60 M. VAN DER MARK	BMW M 1000 RR 318,6
6	55 A. LOCATELLI	Yamaha YZF R1 315,8
7	31 G. GERLOFF	Yamaha YZF R1 315,8
8	21 M. RINALDI	Ducati Panigale V4 R 314,9
9	1 J. REA	Kawasaki ZX-10RR 313,0
10	3 K. NOZANE	Yamaha YZF R1 312,1
11	23 C. PONSSON	Yamaha YZF R1 311,2
12	54 T. RAZGATLIOGLU	Yamaha YZF R1 309,5
13	36 L. MERCADO	Honda CBR1000 RR-R 308,6
14	44 L. MAHIAS	Kawasaki ZX-10RR 308,6
15	76 S. CAVALIERI	Ducati Panigale V4 R 308,6
16	94 J. FOLGER	BMW M 1000 RR 308,6
17	66 T. SYKES	BMW M 1000 RR 306,8
18	32 I. VINALES	Kawasaki ZX-10RR 305,9
19	84 L. CRESSON	Kawasaki ZX-10RR 304,2
20	22 A. LOWES	Kawasaki ZX-10RR 260,2
21	83 L. EPIS	Kawasaki ZX-10RR 259,6

SEG. 1		SEG. 2		SEG. 3		SEG. 4		
1	54 T. RAZGATLIOGLU	17.680	1	1 J. REA	31.951	1	1 J. REA	31.513
2	19 A. BAUTISTA	17.727	2	54 T. RAZGATLIOGLU	32.067	2	45 S. REDDING	20.991
3	45 S. REDDING	17.764	3	55 A. LOCATELLI	32.134	3	21 M. RINALDI	21.012
4	21 M. RINALDI	17.815	4	21 M. RINALDI	32.149	4	54 T. RAZGATLIOGLU	21.057
5	47 A. BASSANI	17.833	5	91 L. HASLAM	32.205	5	19 A. BAUTISTA	21.087
6	60 M. VAN DER MARK	17.839	6	19 A. BAUTISTA	32.208	6	91 L. HASLAM	21.101
7	1 J. REA	17.853	7	31 G. GERLOFF	32.310	7	55 A. LOCATELLI	21.106
8	3 K. NOZANE	17.945	8	3 K. NOZANE	32.310	8	60 M. VAN DER MARK	21.223
9	31 G. GERLOFF	17.969	9	66 T. SYKES	32.315	9	3 K. NOZANE	21.239
10	55 A. LOCATELLI	18.017	10	45 S. REDDING	32.336	10	47 A. BASSANI	21.240
11	91 L. HASLAM	18.084	11	60 M. VAN DER MARK	32.364	11	31 G. GERLOFF	21.308
12	36 L. MERCADO	18.319	12	47 A. BASSANI	32.439	12	23 C. PONSSON	21.320
13	76 S. CAVALIERI	18.321	13	23 C. PONSSON	32.521	13	76 S. CAVALIERI	21.370
14	23 C. PONSSON	18.521	14	36 L. MERCADO	32.556	14	36 L. MERCADO	21.382
15	32 I. VINALES	18.533	15	76 S. CAVALIERI	32.602	15	44 L. MAHIAS	21.426
16	84 L. CRESSON	18.640	16	84 L. CRESSON	32.742	16	32 I. VINALES	21.442
17	94 J. FOLGER	19.804	17	44 L. MAHIAS	32.769	17	66 T. SYKES	21.463
18	44 L. MAHIAS	23.180	18	32 I. VINALES	32.784	18	84 L. CRESSON	21.504
19	66 T. SYKES	23.269	19	94 J. FOLGER	33.454	19	94 J. FOLGER	21.719

19/09/2021

These data/results cannot be reproduced, stored and/or transmitted in whole or in part by any manner of electronic, mechanical, photocopying, recording, broadcasting or otherwise now known or herein after developed without the previous express consent by the copyright owner, except for reproduction in daily press and regular printed publications on sale to the public within 60 days of the event related to those data/results and always provided that copyright symbol appears together as follows below.

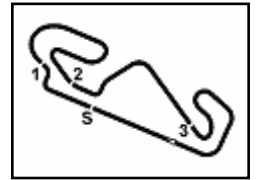
© DORNA WSBK ORGANIZATION Srl 2021

**FICR PERUGIA TIMING**


Official Tyre Supplier



Official Timekeeper



## Hyundai N Catalunya Round, 17-19 September 2021 Chronological Analysis Race 2 - Red Flag

Circuit de Barcelona 4.657 m

Start at 15:15'25.395

1° 54 T. RAZGATLIOGLU							
Lap	Seg.1	Seg.2	Seg.3	Seg.4	Lap Time	km/h	Local Time
1		32.237	21.108	<b>31.522</b>	1'45.921	259,6	15:17'11.316

1	33.165	21.547	<b>32.209</b>	1'49.910	269,3	15:17'15.305	
Last Passing Point I3 at 15:18'28.191							

2° 21 M. RINALDI							
Lap	Seg.1	Seg.2	Seg.3	Seg.4	Lap Time	km/h	Local Time
1		32.288	21.209	<b>31.546</b>	1'46.291	261,5	15:17'11.686

16° 32 I. VINALES							
Lap	Seg.1	Seg.2	Seg.3	Seg.4	Lap Time	km/h	Local Time
1		33.230	21.584	<b>32.132</b>	1'50.810	264,7	15:17'16.205

3° 1 J. REA							
Lap	Seg.1	Seg.2	Seg.3	Seg.4	Lap Time	km/h	Local Time
1		32.081	21.554	<b>31.513</b>	1'46.684	253,5	15:17'12.079

17° 94 J. FOLGER							
Lap	Seg.1	Seg.2	Seg.3	Seg.4	Lap Time	km/h	Local Time
1		35.059		<b>21.719</b>	2'02.830	271,4	15:17'28.225

4° 19 A. BAUTISTA							
Lap	Seg.1	Seg.2	Seg.3	Seg.4	Lap Time	km/h	Local Time
1		32.448	21.357	<b>31.680</b>	1'46.922	260,2	15:17'12.317

18° 66 T. SYKES							
Lap	Seg.1	Seg.2	Seg.3	Seg.4	Lap Time	km/h	Local Time
1			<b>32.315</b>	<b>21.463</b>	<b>32.135</b>	1'49.182	266,0

5° 45 S. REDDING							
Lap	Seg.1	Seg.2	Seg.3	Seg.4	Lap Time	km/h	Local Time
1		32.461	21.172	<b>31.653</b>	1'47.104	270,0	15:17'12.499

19° 44 L. MAHIAS							
Lap	Seg.1	Seg.2	Seg.3	Seg.4	Lap Time	km/h	Local Time
1			<b>32.769</b>	<b>21.426</b>	<b>31.942</b>	1'49.317	264,7

6° 55 A. LOCATELLI							
Lap	Seg.1	Seg.2	Seg.3	Seg.4	Lap Time	km/h	Local Time
1		32.246	21.127	<b>31.822</b>	1'47.531	267,3	15:17'12.926

18° 66 T. SYKES							
Lap	Seg.1	Seg.2	Seg.3	Seg.4	Lap Time	km/h	Local Time
1			<b>32.315</b>	<b>21.463</b>	<b>32.135</b>	1'49.182	266,0

7° 47 A. BASSANI							
Lap	Seg.1	Seg.2	Seg.3	Seg.4	Lap Time	km/h	Local Time
1		<b>32.439</b>	21.283	<b>32.043</b>	1'47.457	263,4	15:17'12.852

19° 44 L. MAHIAS							
Lap	Seg.1	Seg.2	Seg.3	Seg.4	Lap Time	km/h	Local Time
1			<b>32.769</b>	<b>21.426</b>	<b>31.942</b>	1'49.317	264,7

8° 31 G. GERLOFF							
Lap	Seg.1	Seg.2	Seg.3	Seg.4	Lap Time	km/h	Local Time
1		32.680	21.318	<b>31.580</b>	1'47.677	261,5	15:17'13.072

19° 44 L. MAHIAS							
Lap	Seg.1	Seg.2	Seg.3	Seg.4	Lap Time	km/h	Local Time
1			<b>32.769</b>	<b>21.426</b>	<b>31.942</b>	1'49.317	264,7

9° 3 K. NOZANE							
Lap	Seg.1	Seg.2	Seg.3	Seg.4	Lap Time	km/h	Local Time
1		32.688	21.463	<b>31.560</b>	1'47.860	262,1	15:17'13.255

19° 44 L. MAHIAS							
Lap	Seg.1	Seg.2	Seg.3	Seg.4	Lap Time	km/h	Local Time
1			<b>32.769</b>	<b>21.426</b>	<b>31.942</b>	1'49.317	264,7

10° 60 M. VAN DER MARK							
Lap	Seg.1	Seg.2	Seg.3	Seg.4	Lap Time	km/h	Local Time
1		<b>32.364</b>	21.495	<b>31.638</b>	1'48.310	266,0	15:17'13.705

19° 44 L. MAHIAS							
Lap	Seg.1	Seg.2	Seg.3	Seg.4	Lap Time	km/h	Local Time
1			<b>32.769</b>	<b>21.426</b>	<b>31.942</b>	1'49.317	264,7

11° 91 L. HASLAM							
Lap	Seg.1	Seg.2	Seg.3	Seg.4	Lap Time	km/h	Local Time
1		32.513	21.444	<b>31.950</b>	1'48.887	265,4	15:17'14.282

19° 44 L. MAHIAS							
Lap	Seg.1	Seg.2	Seg.3	Seg.4	Lap Time	km/h	Local Time
1			<b>32.769</b>	<b>21.426</b>	<b>31.942</b>	1'49.317	264,7

12° 36 L. MERCADO							
Lap	Seg.1	Seg.2	Seg.3	Seg.4	Lap Time	km/h	Local Time
1		<b>32.556</b>	21.691	<b>31.960</b>	1'48.783	270,7	15:17'14.178

19° 44 L. MAHIAS							
Lap	Seg.1	Seg.2	Seg.3	Seg.4	Lap Time	km/h	Local Time
1			<b>32.769</b>	<b>21.426</b>	<b>31.942</b>	1'49.317	264,7

13° 23 C. PONSSON							
Lap	Seg.1	Seg.2	Seg.3	Seg.4	Lap Time	km/h	Local Time
1		32.728	21.548	<b>32.193</b>	1'49.125	266,7	15:17'14.520

19° 44 L. MAHIAS							
Lap	Seg.1	Seg.2	Seg.3	Seg.4	Lap Time	km/h	Local Time
1			<b>32.769</b>	<b>21.426</b>	<b>31.942</b>	1'49.317	264,7

14° 76 S. CAVALIERI							
Lap	Seg.1	Seg.2	Seg.3	Seg.4	Lap Time	km/h	Local Time
1		33.241	21.412	<b>31.929</b>	1'50.054	271,4	15:17'15.449

19° 44 L. MAHIAS							
Lap	Seg.1	Seg.2	Seg.3	Seg.4	Lap Time	km/h	Local Time
1			<b>32.769</b>	<b>21.426</b>	<b>31.942</b>	1'49.317	264,7

15° 84 L. CRESSON							
Lap	Seg.1	Seg.2	Seg.3	Seg.4	Lap Time	km/h	Local Time
1							

19° 44 L. MAHIAS							
Lap	Seg.1	Seg.2	Seg.3	Seg.4	Lap Time	km/h	Local Time
1			<b>32.769</b>	<b>21.426</b>	<b>31.942</b>	1'49.317	264,7

19/09/2021 P = Pits In/Out - C = Lap Time Cancelled

These data/results cannot be reproduced, stored and/or transmitted in whole or in part by any manner of electronic, mechanical, photocopying, recording, broadcasting or otherwise now known or herein after developed without the previous express consent by the copyright owner, except for reproduction in daily press and regular printed publications on sale to the public within 60 days of the event related to those data/results and always provided that copyright symbol appears together as follows below.

© DORNA WSBK ORGANIZATION Srl 2021




## Hyundai N Catalunya Round, 17-19 September 2021

### Weather Report Race 2 - Red Flag

Session started 15:15 - Session ended 15:19

Circuit de Barcelona 4.657 m


#### Air Temperature



#### Track Temperature



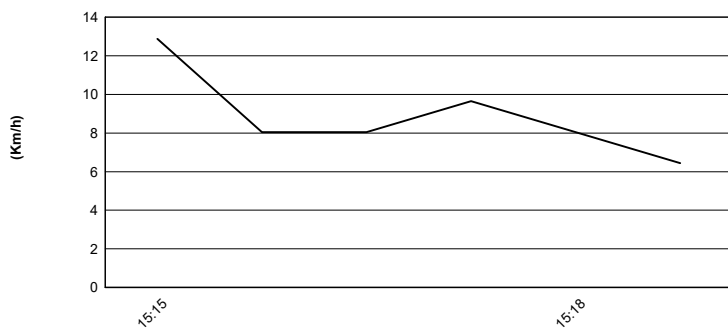
#### Air Pressure



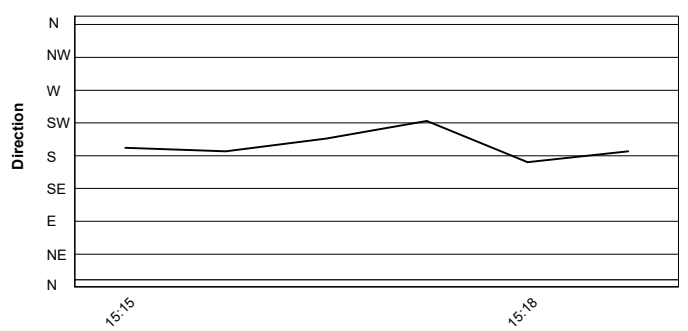
#### Humidity



#### Wind Speed



#### Wind Direction



19/09/2021

These data/results cannot be reproduced, stored and/or transmitted in whole or in part by any manner of electronic, mechanical, photocopying, recording, broadcasting or otherwise now known or herein after developed without the previous express consent by the copyright owner, except for reproduction in daily press and regular printed publications on sale to the public within 60 days of the event related to those data/results and always provided that copyright symbol appears together as follows below.

© DORNA WSBK ORGANIZATION Srl 2021