

Hyundai N Catalunya Round, 17-19 September 2021 Chronological Analysis Free Practice 1st Session

Circuit de Barcelona 4.657 m

1 / 4

1° 1 J. REA (1'42.419)							
Lap	Seg.1	Seg.2	Seg.3	Seg.4	Lap Time	km/h	Local Time
1		34.473	22.156	32.897	167,2	10:32'53.027	
2	18.137	32.209	21.170	31.819	1'43.335	307,7	10:34'36.362
3	17.793	32.149	21.542	31.648	1'43.132	312,1	10:36'19.494
4	17.768	32.261	21.197	31.578	1'42.804	312,1	10:38'02.298
5	17.829	32.117	21.053	31.606	1'42.605	309,5	10:39'44.903
6	18.046	32.543	21.196	31.867	1'43.652	315,8	10:41'28.555
7	17.701	32.112	21.116	31.490	1'42.419	311,2	10:43'10.974
8	17.710	33.542	21.217	32.078	1'44.547	311,2	10:44'55.521
9	17.841	32.255	21.442	31.511	1'43.049	315,8	10:46'38.570
10	17.573	32.279	21.175	31.753	1'42.780	314,9	10:48'21.350
11	17.759	32.900	22.378	45.163	1'58.200P	314,9	10:50'19.550
12	10'30.427	32.916	21.583	31.796	1'56.722P	211,4	11:02'16.272
13	17.842	32.092	21.234	31.614	1'42.782	308,6	11:03'59.054
14	17.821	32.454	21.081	42.740	1'54.096P	313,0	11:05'53.150
15	5'22.778	32.566	21.231	31.885	6'48.460P	210,5	11:12'41.610
16	17.772	32.271	20.987	31.543	1'42.573	313,0	11:14'24.183
17	17.748	32.180	21.065	31.937	1'42.930	311,2	11:16'07.113

3	17.843	32.097	21.474	31.772	1'43.186	314,0	10:36'19.867
4	17.796	32.171	21.239	31.719	1'42.925	315,8	10:38'02.792
5	17.765	32.257	21.082	31.594	1'42.698	316,7	10:39'45.490
6	17.833	32.441	21.366	31.792	1'43.432	314,0	10:41'28.922
7	17.706	32.233	21.148	31.801	1'42.888	316,7	10:43'11.810
8	17.745	32.321	21.068	32.116	1'43.250	314,9	10:44'55.060
9	17.962	32.353	21.259	31.843	1'43.417	315,8	10:46'38.477
10	17.985	32.485	21.325	48.401	2'00.196P	310,3	10:48'38.673
11	8'49.256	33.710	21.808	32.597	10'17.371P	138,3	10:58'56.044
12	17.977	32.603	21.299	32.021	1'43.900	308,6	11:00'39.944
13	18.135	32.696	21.645	32.152	1'44.628	308,6	11:02'24.572
14	17.974	32.514	21.386	32.152	1'44.026	310,3	11:04'08.598
15	17.952	32.594	21.311	32.188	1'44.045	311,2	11:05'52.643
16	17.902	32.665	21.357	46.926	1'58.850P	312,1	11:07'51.493
17	4'52.862	39.037	21.816	32.540	6'26.255P	159,3	11:14'17.748
18	18.155	32.926	21.482	32.431	1'44.994	310,3	11:16'02.742

2° 54 T. RAZGATLIOGLU (1'42.578)							
Lap	Seg.1	Seg.2	Seg.3	Seg.4	Lap Time	km/h	Local Time
1		36.598	22.747	33.952	186,9	10:32'33.270	
2	18.952	33.871	21.615	32.329	1'46.767	297,5	10:34'20.037
3	18.211	32.611	21.315	31.726	1'43.863	311,2	10:36'03.900
4	17.868	32.774	21.347	31.830	1'43.819	314,9	10:37'47.719
5	17.788	32.402	21.112	32.214	1'43.516	314,0	10:39'31.235
6	18.595	33.578	21.133	31.782	1'45.088	315,8	10:41'16.323
7	17.651	32.333	21.012	31.582	1'42.578	314,0	10:42'58.901
8	18.275	33.254	21.164	31.767	1'44.460	317,6	10:44'43.361
9	17.671	32.304	21.078	31.742	1'42.795	314,9	10:46'26.156
10	17.767	32.505	21.104	43.416	1'54.792P	314,9	10:48'20.948
11	12'21.942	33.882	22.020	32.431	1'35.027P	173,6	11:02'11.223
12	17.885	32.567	21.362	32.002	1'43.816	309,5	11:03'55.039
13	17.782	32.448	21.180	31.806	1'43.216	310,3	11:05'38.255
14	17.880	32.643	21.861	44.457	1'56.841P	313,0	11:07'35.096
15	4'26.916	33.442	21.558	32.507	5'54.423P	200,7	11:13'29.519
16	17.943	32.287	20.935	31.562	1'42.727	312,1	11:15'12.246

5° 55 A. LOCATELLI (1'42.715)							
Lap	Seg.1	Seg.2	Seg.3	Seg.4	Lap Time	km/h	Local Time
1		34.670	22.922	33.158	189,1	10:32'33.701	
2	18.992	32.812	21.707	32.459	1'45.970	295,1	10:34'19.671
3	18.441	32.516	21.169	31.808	1'43.934	310,3	10:36'03.605
4	18.017	32.492	21.264	31.790	1'43.563	312,1	10:37'47.168
5	18.165	32.831	21.240	31.707	1'43.943	313,0	10:39'31.111
6	18.109	32.315	21.212	31.925	1'43.561	310,3	10:41'14.672
7	17.900	32.395	21.211	31.766	1'43.272	313,0	10:42'57.944
8	18.063	34.995	21.297	31.992	1'46.347	316,7	10:44'44.291
9	17.769	32.408	21.154	31.789	1'43.120	315,8	10:46'27.411
10	17.806	32.386	21.222	31.775	1'43.189	315,8	10:48'10.600
11	17.876	32.449	21.369	31.886	1'43.580	312,1	10:49'54.180
12	19.413	34.361	22.601	45.867	2'02.242P	282,7	10:51'56.422
13	8'57.114	33.344	21.394	31.771	10'23.623P	193,5	11:02'20.045
14	17.983	32.164	21.108	31.547	1'42.802	311,2	11:04'02.847
15	17.710	32.142	21.168	31.695	1'42.715	312,1	11:05'45.562
16	17.717	32.289	21.098	31.761	1'42.865	313,0	11:07'28.427
17	17.843	32.217	21.073	31.744	1'42.877	311,2	11:09'11.304
18	17.730	32.324	21.146	31.697	1'42.897C	311,2	11:10'54.201
19	17.746	32.293	21.442	31.778	1'43.259	312,1	11:12'37.460
20	17.716	32.309	21.128	31.841	1'42.994	313,0	11:14'20.454
21	17.639	32.295	21.159	31.707	1'42.800	315,8	11:16'03.254

3° 66 T. SYKES (1'42.608)							
Lap	Seg.1	Seg.2	Seg.3	Seg.4	Lap Time	km/h	Local Time
1		35.149	22.933	43.689	170,3	10:33'01.086	
2	2'18.765	32.722	21.576	31.977	3'45.040P	192,5	10:36'46.126
3	18.298	32.303	21.474	32.866	1'44.941	308,6	10:38'31.067
4	18.074	32.296	21.228	31.905	1'43.503	310,3	10:40'14.570
5	18.154	32.642	21.878	43.964	1'56.638P	309,5	10:42'11.208
6	7'25.473	33.170	21.935	32.428	8'53.006P	198,5	10:51'04.214
7	18.245	40.812	21.619	31.994	1'52.670	307,7	10:52'56.884
8	17.971	31.959	21.138	34.241	1'45.309	311,2	10:54'42.193
9	17.862	31.960	21.270	31.516	1'42.608	312,1	10:56'24.801
10	17.928	32.354	21.556	32.987	1'44.825	311,2	10:58'09.626
11	17.932	32.079	21.315	31.565	1'42.891	311,2	10:59'52.517
12	17.905	32.124	21.182	31.669	1'42.880	308,6	11:01'35.397
13	18.274	33.020	21.699	44.726	1'57.719P	310,3	11:03'33.116
14	5'31.156	33.002	22.425	32.528	6'59.111P	179,7	11:10'32.227
15	18.044	32.841	21.384	32.226	1'44.495	308,6	11:12'16.722
16	17.909	32.373	21.365	31.845	1'43.492	313,0	11:14'00.214
17	18.027	32.347	21.320	35.710	1'47.404	310,3	11:15'47.618

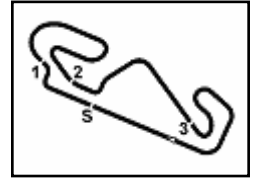
6° 91 L. HASLAM (1'42.743)							
Lap	Seg.1	Seg.2	Seg.3	Seg.4	Lap Time	km/h	Local Time
1		34.514	22.661	33.513	175,6	10:31'56.986	
2	18.233	32.940	21.522	32.434	1'45.129	310,3	10:33'42.115
3	18.259	36.256	24.735	39.514	1'58.764	310,3	10:35'40.879
4	18.082	32.641	21.253	31.934	1'43.910	314,0	10:37'24.789
5	17.891	32.300	21.283	31.884	1'43.358	314,9	10:39'08.147
6	17.912	32.669	22.393	34.906	1'47.880	316,7	10:40'56.027
7	17.865	32.357	21.319	31.908	1'43.449	314,9	10:42'39.476
8	17.840	32.317	21.159	45.650	1'56.966P	314,9	10:44'36.442
9	8'11.241	34.229	21.857	35.311	9'42.638P	197,8	10:54'19.080
10	18.206	34.263	21.708	47.150	2'01.327P	307,7	10:56'20.407
11	5'22.106	34.501	21.988	33.597	6'52.192P	163,4	11:03'12.599
12	17.861	32.272	21.087	31.697	1'42.917	313,0	11:04'55.516
13	17.720	32.269	21.125	31.748	1'42.862	314,0	11:06'38.378
14	17.885	32.264	21.083	38.648	1'49.880	314,0	11:08'28.258
15	17.870	32.244	21.120	31.765	1'42.999	313,0	11:10'11.257
16	18.438	34.456	21.617	41.447	1'55.958	312,1	11:12'07.215
17	17.928	32.865	21.933	33.131	1'45.857	310,3	11:13'53.072
18	17.839	32.225	21.088	31.591	1'42.743	316,7	11:15'35.815

4° 22 A. LOWES (1'42.698)							
Lap	Seg.1	Seg.2	Seg.3	Seg.4	Lap Time	km/h	Local Time
1		33.845	22.399	32.700	169,8	10:32'53.282	
2	18.136	32.314	21.140	31.809	1'43.399	296,7	10:34'36.681

17/09/2021 P = Pits In/Out - C = Lap Time Cancelled

These data/results cannot be reproduced, stored and/or transmitted in whole or in part by any manner of electronic, mechanical, photocopying, recording, broadcasting or otherwise now known or herein after developed without the previous express consent by the copyright owner, except for reproduction in daily press and regular printed publications on sale to the public within 60 days of the event related to those data/results and always provided that copyright symbol appears together as follows below.

© DORNA WSBK ORGANIZATION Srl 2021



Hyundai N Catalunya Round, 17-19 September 2021 Chronological Analysis Free Practice 1st Session

7° 21 M. RINALDI (1'42.772)							
Lap	Seg.1	Seg.2	Seg.3	Seg.4	Lap Time	km/h	Local Time
1		34.722	23.154	41.629	139.4	10:32'54.729	
2	18.872	33.056	21.851	32.373	1'46.152	294,3	10:34'40.881
3	18.533	32.725	21.470	32.133	1'44.861	307,7	10:36'25.742
4	17.972	32.544	21.417	32.639	1'44.572	310,3	10:38'10.314
5	17.906	32.370	21.433	32.082	1'43.791	311,2	10:39'54.105
6	18.069	32.485	21.459	32.152	1'44.165	310,3	10:41'38.270
7	17.999	32.573	21.319	31.979	1'43.870	312,1	10:43'22.140
8	17.770	32.524	21.299	31.966	1'43.559	312,1	10:45'05.699
9	19.793	36.549	22.284	44.580	2'03.206P	313,0	10:47'08.905
10	12'25.070	32.892	21.472	32.481	13'51.915P	173,6	11:01'00.820
11	17.879	32.222	21.239	32.048	1'43.388	307,7	11:02'44.208
12	17.865	32.420	21.164	31.667	1'43.116	309,5	11:04'27.324
13	17.809	32.328	21.277	31.808	1'43.222	309,5	11:06'10.546
14	17.703	37.005	25.446	32.164	1'52.318	309,5	11:08'02.864
15	17.639	32.256	21.087	31.790	1'42.772	310,3	11:09'45.636
16	17.813	46.132	23.845	37.973	2'05.763	312,1	11:11'51.399
17	17.716	32.252	21.262	31.884	1'43.114	312,1	11:13'34.513
18	17.726	32.309	21.205	31.945	1'43.185	311,2	11:15'17.698

6	18.138	32.863	22.120	45.272	1'58.393P	305,1	10:41'20.643
7	11'30.720	33.580	21.726	33.381	12'59.407P	204,2	10:54'20.050
8	18.250	32.953	21.779	34.264	1'47.246	302,5	10:56'07.296
9	18.323	32.847	21.495	32.292	1'44.957	301,7	10:57'52.253
10	18.452	32.886	21.503	32.165	1'45.006	301,7	10:59'37.259
11	18.169	33.597	21.433	45.025	1'58.224P	301,7	11:01'35.483
12	4'10.889	36.027	24.601	49.762	6'01.279P	208,1	11:07'36.762
13	2'18.240	33.169	21.425	31.882	3'44.716P	207,3	11:11'21.478
14	17.978	32.301	21.181	31.722	1'43.182	303,4	11:13'04.660
15	17.916	32.992	22.715	33.649	1'47.272	307,7	11:14'51.932
16	17.982	32.499	21.337	32.581	1'44.399	304,2	11:16'36.331

8° 60 M. VAN DER MARK (1'42.863)							
Lap	Seg.1	Seg.2	Seg.3	Seg.4	Lap Time	km/h	Local Time
1		36.332	23.590	45.660	145,7	10:32'14.831	
2	3'16.465	32.829	21.606	32.319	4'43.219P	182,1	10:36'58.050
3	18.443	32.416	21.392	32.177	1'44.428	309,5	10:38'42.478
4	18.241	32.422	21.216	31.994	1'43.873	309,5	10:40'26.351
5	18.156	32.408	21.261	44.845	1'56.670P	311,2	10:42'23.021
6	15'30.022	35.267	22.279	33.315	17'00.883P	148,6	10:59'23.904
7	18.198	32.579	21.279	31.809	1'43.865	316,7	11:01'07.769
8	17.984	32.339	21.389	31.666	1'43.378	314,9	11:02'51.147
9	17.804	32.339	21.227	31.776	1'43.146	314,9	11:04'34.293
10	17.839	32.440	21.146	31.876	1'43.301	314,0	11:06'17.594
11	17.934	32.477	21.231	44.759	1'56.401P	312,1	11:08'13.995
12	2'12.126	35.582	22.416	44.736	3'54.860P	173,4	11:12'08.855
13	18.072	32.495	21.227	31.672	1'43.466	309,5	11:13'52.321
14	17.835	32.319	21.054	31.655	1'42.863	309,5	11:15'35.184

11° 47 A. BASSANI (1'43.208)							
Lap	Seg.1	Seg.2	Seg.3	Seg.4	Lap Time	km/h	Local Time
1		35.912	23.441	47.528	172,2	10:32'19.675	
2	7'22.085	34.250	21.796	32.129	8'50.260P	179,1	10:41'09.935
3	18.383	32.643	21.356	31.967	1'44.349	308,6	10:42'54.284
4	18.075	32.514	21.363	31.765	1'43.717	309,5	10:44'38.001
5	17.693	32.518	21.351	32.103	1'43.665	311,2	10:46'21.666
6	17.784	32.550	21.274	31.921	1'43.529	311,2	10:48'05.195
7	17.818	32.613	21.347	32.001	1'43.779	309,5	10:49'48.974
8	17.971	32.487	21.274	31.838	1'43.570	309,5	10:51'32.544
9	17.797	32.700	21.246	32.087	1'43.830	310,3	10:53'16.374
10	18.535	34.631	22.203	45.923	2'01.292P	310,3	10:55'17.666
11	10'24.740	33.700	21.566	31.992	11'51.998P	179,7	11:07'09.664
12	17.888	32.427	21.178	31.715	1'43.208	307,7	11:08'52.872
13	17.862	32.767	21.141	31.948	1'43.718	307,7	11:10'36.590
14	17.905	32.516	21.270	31.678	1'43.369	310,3	11:12'19.959
15	17.945	32.570	21.205	31.759	1'43.479	311,2	11:14'03.438
16	17.881	32.441	21.290	31.911	1'43.523	311,2	11:15'46.961

9° 31 G. GERLOFF (1'42.919)							
Lap	Seg.1	Seg.2	Seg.3	Seg.4	Lap Time	km/h	Local Time
1		33.954	22.196	33.376	151,9	10:32'19.253	
2	18.452	33.336	21.630	31.988	1'45.406	311,2	10:34'04.659
3	18.448	33.344	21.609	31.863	1'45.264	304,2	10:35'49.923
4	17.940	32.934	21.273	31.887	1'44.034	311,2	10:37'33.957
5	17.841	32.457	21.530	31.950	1'43.778	308,6	10:39'17.735
6	19.362	42.938	29.472	45.070	2'16.842P	245,5	10:41'34.577
7	15'10.626	32.946	21.534	32.287	16'37.393P	150,4	10:58'11.970
8	18.033	32.592	21.296	31.792	1'43.713	310,3	10:59'55.683
9	18.080	32.505	21.369	31.911	1'43.865	308,6	11:01'39.548
10	18.000	32.400	21.291	31.895	1'43.586	308,6	11:03'23.134
11	17.883	32.493	21.269	31.863	1'43.508	309,5	11:05'06.642
12	18.128	32.900	21.803	45.253	1'58.084P	308,6	11:07'04.726
13	3'07.011	33.845	21.915	32.072	4'34.843P	129,0	11:11'39.569
14	17.802	32.229	21.054	31.834	1'42.919	310,3	11:13'22.488
15	17.771	32.217	21.089	31.817	1'42.894C	310,3	11:15'05.382

12° 44 L. MAHIAS (1'43.378)							
Lap	Seg.1	Seg.2	Seg.3	Seg.4	Lap Time	km/h	Local Time
1		34.688	22.987	32.960	197,1	10:32'41.834	
2	18.976	32.863	21.697	32.518	1'46.054	295,1	10:34'27.888
3	18.720	32.859	21.786	32.224	1'45.589	301,7	10:36'13.477
4	18.593	32.855	21.706	32.255	1'45.409	302,5	10:37'58.886
5	18.595	32.931	21.500	32.326	1'45.352	301,7	10:39'44.238
6	18.287	34.164	21.553	32.115	1'46.119	304,2	10:41'30.357
7	18.351	32.850	21.609	32.179	1'44.989	305,9	10:43'15.346
8	18.669	35.677	22.671	46.558	2'03.575P	302,5	10:45'18.921
9	10'51.466	34.862	21.812	32.483	12'20.623P	184,9	10:57'39.544
10	18.413	32.331	21.381	31.693	1'43.818	300,8	10:59'23.362
11	18.244	32.301	21.303	31.715	1'43.563	299,2	11:01'06.925
12	18.085	32.326	21.262	31.705	1'43.378	303,4	11:02'50.303
13	18.210	32.312	21.256	31.815	1'43.593	303,4	11:04'33.896
14	18.149	33.139	21.332	31.959	1'44.579	302,5	11:06'18.475
15	18.261	32.359	22.706	45.215	1'58.541P	302,5	11:08'17.016
16	2'45.600	33.257	21.837	32.098	4'12.792P	138,6	11:12'29.808
17	18.150	32.486	21.281	31.733	1'43.650	301,7	11:14'13.458
18	18.009	32.398	21.231	31.773	1'43.411	305,9	11:15'56.869

10° 32 I. VINALES (1'43.182)							
Lap	Seg.1	Seg.2	Seg.3	Seg.4	Lap Time	km/h	Local Time
1		34.718	22.087	32.829	201,5	10:32'17.466	
2	18.806	33.264	21.614	32.238	1'45.922	292,7	10:34'03.388
3	18.340	32.748	21.511	32.178	1'44.777	302,5	10:35'48.165
4	18.192	32.680	21.386	37.477	1'49.735	303,4	10:37'37.900
5	18.254	32.622	21.455	32.019	1'44.350	304,2	10:39'22.250

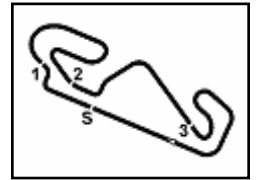
13° 45 S. REDDING (1'43.378)							
Lap	Seg.1	Seg.2	Seg.3	Seg.4	Lap Time	km/h	Local Time
1		35.189	22.054	33.208	192,9	10:32'08.595	
2	18.677	32.926	21.479	32.509	1'45.591	307,7	10:33'54.186
3	18.391	32.744	21.271	31.952	1'44.358	310,3	10:35'38.544
4	18.056	32.655	21.098	32.298	1'44.107C	311,2	10:37'22.651
5	18.042	32.706	21.243	31.993	1'43.984	309,5	10:39'06.635
6	17.845	38.595	22.389	35.506	1'54.335	313,0	10:41'00.970
7	17.886	32.545	21.068	31.879	1'43.378	313,0	10:42'44.348
8	17.905	32.681	21.155	32.084	1'43.825	315,8	10:44'28.173
9	17.848	32.558	21.137	32.243	1'43.786	312,1	10:46'11.959

17/09/2021

P = Pits In/Out - C = Lap Time Cancelled

These data/results cannot be reproduced, stored and/or transmitted in whole or in part by any manner of electronic, mechanical, photocopying, recording, broadcasting or otherwise now known or herein after developed without the previous express consent by the copyright owner, except for reproduction in daily press and regular printed publications on sale to the public within 60 days of the event related to those data/results and always provided that copyright symbol appears together as follows below.

© DORNA WSBK ORGANIZATION Srl 2021



Hyundai N Catalunya Round, 17-19 September 2021 Chronological Analysis Free Practice 1st Session

Circuit de Barcelona 4.657 m

3 / 4

10	17.893	32.599	21.186	31.966	1'43.644	311,2	10:47'55.603	12	18.119	32.884	21.529	32.304	1'44.836	308,6	11:00'06.609
11	17.888	32.575	21.219	31.986	1'43.668	311,2	10:49'39.271	13	18.060	33.020	21.591	32.410	1'45.081	307,7	11:01'51.690
12	17.832	32.692	21.141	32.035	1'43.700	310,3	10:51'22.971	14	18.068	32.976	21.617	44.203	1'56.864P	306,8	11:03'48.554
13	17.852	33.963	22.683	45.313	1'59.811P	311,2	10:53'22.782	15	4'16.236	39.845	23.240	38.538	5'57.859P	181,8	11:09'46.413
14	11'19.554	33.481	23.465	34.226	1'50.726P	165,1	11:06'13.508	16	18.022	32.446	21.333	31.929	1'43.730	313,0	11:11'30.143
15	18.058	32.888	21.634	32.621	1'45.201	313,0	11:07'58.709	17	20.965	36.171	21.648	38.363	1'57.147	309,5	11:13'27.290
16	17.986	32.946	21.506	32.377	1'44.815	310,3	11:09'43.524	18	17.877	32.635	21.407	32.089	1'44.008	312,1	11:15'11.298
17	18.139	34.909	23.273	48.459	2'04.780P	310,3	11:11'48.304								

14° 19 A. BAUTISTA (1'43.498)								17° 3 K. NOZANE (1'43.898)							
Lap	Seg.1	Seg.2	Seg.3	Seg.4	Lap Time	km/h	Local Time	Lap	Seg.1	Seg.2	Seg.3	Seg.4	Lap Time	km/h	Local Time
1		33.720	22.658	32.746	204,5	10:32'14.628		1		35.364	22.285	33.533	184,6	10:32'22.798	
2	18.220	32.770	21.568	32.330	1'44.888	314,0	10:33'59.516	2	19.592	33.623	21.528	32.547	1'47.290	292,7	10:34'10.088
3	18.130	32.747	21.434	32.107	1'44.418	318,6	10:35'43.934	3	18.411	33.171	21.530	32.300	1'45.412	304,2	10:35'55.500
4	18.025	32.656	21.365	31.983	1'44.029	317,6	10:37'27.963	4	18.316	32.963	21.590	32.470	1'45.339	303,4	10:37'40.839
5	17.887	32.573	21.231	31.989	1'43.680	319,5	10:39'11.643	5	18.146	32.747	21.460	32.450	1'44.803	305,1	10:39'25.642
6	17.732	32.712	21.225	31.944	1'43.613	319,5	10:40'55.256	6	18.183	32.903	21.566	32.134	1'44.786	304,2	10:41'10.428
7	17.679	32.530	21.287	32.003	1'43.499C	319,5	10:42'38.755	7	18.210	32.736	21.419	31.885	1'44.250	309,5	10:42'54.678
8	17.699	32.573	21.343	32.328	1'43.943C	316,7	10:44'22.698	8	17.987	32.546	21.381	31.984	1'43.898	309,5	10:44'38.576
9	18.643	35.057	21.701	44.586	1'59.987P	317,6	10:46'22.685	9	17.937	34.513	22.222	50.983	2'05.655P	308,6	10:46'44.231
10	10'57.430	33.341	21.601	32.221	1'24.593P	178,5	10:58'47.278	10	9'36.668	35.441	22.487	34.319	1'108.915P	159,8	10:57'53.146
11	17.774	32.654	21.244	32.219	1'43.891	314,9	11:00'31.169	11	18.272	32.689	21.418	32.017	1'44.396	305,1	10:59'37.542
12	17.879	32.525	21.214	31.920	1'43.538	314,9	11:02'14.707	12	18.201	32.740	21.425	32.157	1'44.523	305,9	11:01'22.065
13	17.701	32.605	21.215	32.111	1'43.632	317,6	11:03'58.339	13	18.039	32.961	21.486	32.271	1'44.757	303,4	11:03'06.822
14	17.625	32.496	21.255	32.122	1'43.498	318,6	11:05'41.837	14	18.616	38.127	22.234	49.378	2'08.355P	304,2	11:05'15.177
15	17.678	32.815	21.350	44.256	1'56.099P	316,7	11:07'37.936	15	2'53.288	33.784	21.446	32.136	4'20.654P	173,1	11:09'35.831
16	3'26.036	33.413	21.578	32.192	4'53.219P	148,6	11:12'31.155	16	18.197	32.611	21.333	32.011	1'44.152	303,4	11:11'19.983
17	17.908	32.775	24.474	32.398	1'47.555	317,6	11:14'18.710	17	17.985	32.710	21.300	32.097	1'44.092C	303,4	11:13'04.075
18	17.734	32.810	21.335	32.183	1'44.062	321,4	11:16'02.772	18	17.976	32.811	21.417	32.438	1'44.642	306,8	11:14'48.717
								19	18.065	32.969	21.474	32.285	1'44.793	305,9	11:16'33.510

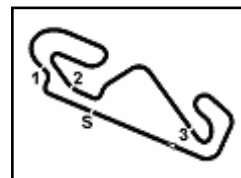
15° 7 C. DAVIES (1'43.511)								18° 36 L. MERCADO (1'44.013)							
Lap	Seg.1	Seg.2	Seg.3	Seg.4	Lap Time	km/h	Local Time	Lap	Seg.1	Seg.2	Seg.3	Seg.4	Lap Time	km/h	Local Time
1		34.822	22.613	33.009	180,9	10:32'49.097		1		36.115	23.177	34.210	207,3	10:32'05.704	
2	18.681	32.911	21.407	32.001	1'45.000	306,8	10:34'34.097	2	18.900	33.420	22.058	32.552	1'46.930	296,7	10:33'52.634
3	18.055	32.604	21.309	35.415	1'47.383	314,0	10:36'21.480	3	18.301	32.823	21.544	32.229	1'44.897	299,2	10:35'37.531
4	18.050	32.713	21.491	32.034	1'44.288	315,8	10:38'05.768	4	18.407	32.941	21.480	32.748	1'45.576	299,2	10:37'23.107
5	17.965	32.442	21.106	31.998	1'43.511	315,8	10:39'49.279	5	18.457	32.884	21.448	32.183	1'44.972	305,9	10:39'08.079
6	17.860	32.439	21.085	31.921	1'43.305C	315,8	10:41'32.584	6	18.245	32.934	21.511	40.376	1'53.066	305,9	10:41'01.145
7	18.808	33.565	21.683	45.221	1'59.277P	305,9	10:43'31.861	7	18.079	32.898	21.393	32.216	1'44.586	313,0	10:42'45.731
8	14'04.481	36.328	22.824	33.533	1'53.7166P	187,8	10:59'09.027	8	18.005	32.894	21.751	44.147	1'56.797P	305,9	10:44'42.528
9	18.006	32.637	22.231	32.268	1'45.142	312,1	11:00'54.169	9	5'37.940	36.601	22.466	32.580	7'09.587P	152,5	10:51'52.115
10	17.848	32.505	21.190	31.984	1'43.527	314,0	11:02'37.696	10	18.031	32.596	21.334	32.052	1'44.013	299,2	10:53'36.128
11	17.820	32.385	21.197	39.873	1'51.275	314,9	11:04'28.971	11	17.958	32.614	21.446	32.192	1'44.210	301,7	10:55'20.338
12	17.973	32.634	21.207	31.971	1'43.785	315,8	11:06'12.756	12	18.137	32.795	21.435	32.210	1'44.577	300,8	10:57'04.915
13	19.966	40.160	22.178	32.512	1'54.816	316,7	11:08'07.572	13	18.078	32.912	22.084	43.649	1'56.723P	301,7	10:59'01.638
14	17.810	32.596	21.312	31.956	1'43.674	315,8	11:09'51.246	14	7'32.599	36.592	21.616	32.427	9'03.234P	165,1	11:08'04.872
15	17.970	32.495	21.105	32.002	1'43.572	317,6	11:11'34.818	15	18.068	32.744	21.467	32.102	1'44.381	300,8	11:09'49.253
16	17.745	32.623	21.175	32.053	1'43.596	316,7	11:13'18.414	16	18.039	32.709	21.453	32.247	1'44.448	303,4	11:11'33.701
17	22.673	40.708	22.008	32.434	1'57.823	254,7	11:15'16.237	17	20.295	37.557	21.511	32.877	1'52.240	302,5	11:13'25.941
								18	18.208	33.005	21.607	32.375	1'45.195	303,4	11:15'11.136

16° 94 J. FOLGER (1'43.730)								19° 76 S. CAVALIERI (1'44.021)							
Lap	Seg.1	Seg.2	Seg.3	Seg.4	Lap Time	km/h	Local Time	Lap	Seg.1	Seg.2	Seg.3	Seg.4	Lap Time	km/h	Local Time
1		35.571	23.182	39.360	203,4	10:32'08.933		1		34.982	22.967	33.849	191,5	10:32'17.323	
2	18.921	32.882	21.654	32.056	1'45.513	293,5	10:33'54.446	2	18.690	34.013	21.863	32.549	1'47.115	294,3	10:34'04.438
3	18.415	32.803	21.305	31.947	1'44.470	310,3	10:35'38.916	3	18.508	33.237	21.526	33.108	1'46.379	300,0	10:35'50.817
4	18.037	32.699	21.374	32.241	1'44.351	313,0	10:37'23.267	4	18.193	32.967	21.612	32.418	1'45.190	308,6	10:37'36.007
5	18.070	32.650	21.345	31.916	1'43.981	314,0	10:39'07.248	5	18.020	33.017	21.589	32.200	1'44.826	308,6	10:39'20.833
6	18.009	35.993	22.917	32.341	1'49.260	313,0	10:40'56.508	6	18.535	35.361	21.919	45.406	2'01.221P	307,7	10:41'22.054
7	17.966	32.681	27.577	33.136	1'51.360	314,9	10:42'47.868	7	9'56.087	33.320	21.876	33.755	11'25.038P	203,8	10:52'47.092
8	18.013	32.815	21.367	32.029	1'44.224	313,0	10:44'32.092	8	18.153	33.051	21.550	32.225	1'44.979	305,9	10:54'32.071
9	18.039	32.902	21.435	32.236	1'44.612	312,1	10:46'16.704	9	18.021	33.014	21.626	32.267	1'44.928	307,7	10:56'16.999
10	18.538	34.177	21.653	44.011	1'58.379P	300,0	10:48'15.083	10	18.032	33.660	21.829	44.960	1'58.481P	306,8	10:58'15.480

17/09/2021 P = Pits In/Out - C = Lap Time Cancelled

These data/results cannot be reproduced, stored and/or transmitted in whole or in part by any manner of electronic, mechanical, photocopying, recording, broadcasting or otherwise now known or herein after developed without the previous express consent by the copyright owner, except for reproduction in daily press and regular printed publications on sale to the public within 60 days of the event related to those data/results and always provided that copyright symbol appears together as follows below.

© DORNA WSBK ORGANIZATION Srl 2021



Circuit de Barcelona 4.657 m

Hyundai N Catalunya Round, 17-19 September 2021 Chronological Analysis Free Practice 1st Session

4 / 4

11	10'59.997	33.284	21.591	31.997	12'26.869P	197,4	11:10'42.349	11	19.321	34.335	22.993	34.008	1'50.657	291,1	11:10'00.649
12	18.086	32.635	21.454	31.846	1'44.021	305,9	11:12'26.370	12	19.204	34.269	22.867	33.998	1'50.338	291,1	11:11'50.987
13	17.929	32.839	21.410	32.106	1'44.284	309,5	11:14'10.654	13	24.906	38.316	30.538	41.360	2'15.120	273,4	11:14'06.107
14	17.851	32.870	21.637	35.000	1'47.358	309,5	11:15'58.012	14	19.229	34.430	22.890	33.969	1'50.518	291,1	11:15'56.625

20° 23 C. PONSSON (1'44.351)

Lap	Seg.1	Seg.2	Seg.3	Seg.4	Lap Time	km/h	Local Time
1		34.675	22.182	33.919		161,2	10:32'07.490
2	18.844	33.109	21.995	32.884	1'46.832	302,5	10:33'54.322
3	18.801	32.845	21.554	32.232	1'45.432	306,8	10:35'39.754
4	18.303	32.641	21.684	32.444	1'45.072	305,1	10:37'24.826
5	18.213	32.778	21.544	32.517	1'45.052	309,5	10:39'09.878
6	18.289	32.776	21.628	32.493	1'45.186	304,2	10:40'55.064
7	18.315	32.671	21.514	32.448	1'44.948	300,8	10:42'40.012
8	18.080	32.807	21.436	32.314	1'44.637	305,9	10:44'24.649
9	18.192	32.858	21.633	43.190	1'55.873P	303,4	10:46'20.522
10	7'46.687	34.528	21.985	32.426	9'15.626P	166,7	10:55'36.148
11	18.218	32.734	21.559	32.378	1'44.889	304,2	10:57'21.037
12	18.116	32.557	21.588	32.335	1'44.596	302,5	10:59'05.633
13	18.060	32.592	21.483	32.334	1'44.469	301,7	11:00'50.102
14	18.091	32.760	21.491	32.315	1'44.657	302,5	11:02'34.759
15	18.178	32.638	21.462	32.194	1'44.472	301,7	11:04'19.231
16	18.069	32.657	21.473	32.251	1'44.450	302,5	11:06'03.681
17	18.065	32.620	21.462	32.204	1'44.351	304,2	11:07'48.032
18	18.110	32.930	21.526	32.385	1'44.951	302,5	11:09'32.983
19	18.120	32.680	21.625	32.257	1'44.682	303,4	11:11'17.665
20	18.100	32.746	21.454	32.221	1'44.521	303,4	11:13'02.186
21	18.193	32.757	21.457	32.342	1'44.749	305,1	11:14'46.935
22	18.070	32.648	21.480	32.272	1'44.470	304,2	11:16'31.405

21° 84 L. CRESSON (1'46.147)

Lap	Seg.1	Seg.2	Seg.3	Seg.4	Lap Time	km/h	Local Time
1		35.530	22.701	34.213		187,8	10:31'56.897
2	18.900	33.680	22.006	33.117	1'47.703	299,2	10:33'44.600
3	18.662	33.579	22.236	33.001	1'47.478	297,5	10:35'32.078
4	18.644	33.582	21.993	32.948	1'47.167	295,9	10:37'19.245
5	18.319	33.390	21.923	32.813	1'46.445	297,5	10:39'05.690
6	18.327	33.383	21.895	37.982	1'51.587	298,3	10:40'57.277
7	18.462	33.206	21.888	32.749	1'46.305	301,7	10:42'43.582
8	18.533	33.306	21.676	32.687	1'46.202	301,7	10:44'29.784
9	18.291	33.347	21.984	32.810	1'46.432	300,8	10:46'16.216
10	19.328	37.117	21.948	44.383	2'02.776CP	298,3	10:48'18.992
11	9'34.423	34.750	22.133	33.073	11'04.379P	148,1	10:59'23.371
12	18.609	33.434	21.744	32.744	1'46.531	299,2	11:01'09.902
13	18.403	33.386	21.945	32.830	1'46.564	300,8	11:02'56.466
14	18.396	33.258	21.733	32.760	1'46.147	297,5	11:04'42.613
15	20.479	35.137	22.562	44.381	2'02.559P	297,5	11:06'45.172
16	4'35.331	35.670	23.039	39.758	6'13.798P	204,5	11:12'58.970
17	18.450	36.268	21.997	33.844	1'50.559	297,5	11:14'49.529
18	18.282	33.464	21.981	32.991	1'46.718	302,5	11:16'36.247

22° 83 L. EPIS (1'50.338)

Lap	Seg.1	Seg.2	Seg.3	Seg.4	Lap Time	km/h	Local Time
1		40.128	26.948	37.712		181,5	10:32'20.564
2	21.943	36.990	24.591	36.346	1'59.870	228,3	10:34'20.434
3	20.438	35.789	24.169	35.565	1'55.961	261,5	10:36'16.395
4	20.425	35.331	23.569	35.367	1'54.692	257,8	10:38'11.087
5	20.193	36.302	24.462	48.566	2'09.523P	279,1	10:40'20.610
6	7'07.409	35.632	23.786	34.934	8'41.761P	153,6	10:49'02.371
7	20.117	35.000	23.277	34.611	1'53.005	268,0	10:50'55.376
8	19.522	34.759	23.219	34.180	1'51.680	291,1	10:52'47.056
9	19.440	35.610	24.243	49.763	2'09.056P	283,5	10:54'56.112
10	11'38.970	37.410	23.103	34.397	13'13.880P	97,9	11:08'09.992

17/09/2021 P = Pits In/Out - C = Lap Time Cancelled

These data/results cannot be reproduced, stored and/or transmitted in whole or in part by any manner of electronic, mechanical, photocopying, recording, broadcasting or otherwise now known or herein after developed without the previous express consent by the copyright owner, except for reproduction in daily press and regular printed publications on sale to the public within 60 days of the event related to those data/results and always provided that copyright symbol appears together as follows below.

© DORNA WSBK ORGANIZATION Srl 2021

