

Hyundai N Catalunya Round, 17-19 September 2021 Chronological Analysis Free Practice 2nd Session

Circuit de Barcelona 4.657 m

1 / 4

1° 54 T. RAZGATLIOGLU (1'42.369)

Lap	Seg.1	Seg.2	Seg.3	Seg.4	Lap Time	km/h	Local Time
1		34.222	21.780	32.374	172,2	15:02'24.385	
2	17.832	32.339	21.082	32.065	1'43.318	309,5	15:04'07.703
3	17.683	32.297	20.993	31.831	1'42.804	312,1	15:05'50.507
4	17.694	32.376	21.253	31.997	1'43.320	311,2	15:07'33.827
5	17.769	32.321	21.113	31.758	1'42.961	312,1	15:09'16.788
6	17.703	32.287	21.072	31.742	1'42.804	311,2	15:10'59.592
7	17.873	32.965	21.607	45.342	1'57.787P	312,1	15:12'57.379
8	8'37.874	37.153	22.501	33.144	10'10.672P	117,9	15:23'08.051
9	17.914	32.225	21.213	31.612	1'42.964C	309,5	15:24'51.015
10	17.596	32.170	21.061	31.542	1'42.369	312,1	15:26'33.384
11	17.650	32.158	20.961	31.889	1'42.658	313,0	15:28'16.042
12	17.740	32.156	21.176	31.664	1'42.736	314,0	15:29'58.778
13	17.824	32.133	21.116	31.670	1'42.743	314,0	15:31'41.521
14	17.765	32.377	21.201	31.730	1'43.073	315,8	15:33'24.594
15	17.894	32.247	21.103	31.868	1'43.112	309,5	15:35'07.706
16	17.839	32.209	21.151	31.776	1'42.975	310,3	15:36'50.681
17	17.784	32.511	21.238	31.828	1'43.361	310,3	15:38'34.042
18	17.857	32.390	21.178	31.827	1'43.252	309,5	15:40'17.294
19	17.792	32.394	21.199	32.000	1'43.385	309,5	15:42'00.679
20	17.670	32.536	21.185	32.038	1'43.429	312,1	15:43'44.108
21	17.888	32.694	21.230	32.195	1'44.007	312,1	15:45'28.115

4° 1 J. REA (1'42.788)

Lap	Seg.1	Seg.2	Seg.3	Seg.4	Lap Time	km/h	Local Time
1		33.671	21.912	32.476	206,1	15:02'51.545	
2	17.996	32.238	21.147	31.690	1'43.071	305,9	15:04'34.616
3	17.887	32.267	21.709	31.705	1'43.568	309,5	15:06'18.184
4	17.834	32.243	21.125	31.586	1'42.788	304,2	15:08'00.972
5	17.830	32.345	21.143	31.739	1'43.057	307,7	15:09'44.029
6	18.030	32.302	21.317	31.655	1'43.304	306,8	15:11'27.333
7	17.860	32.317	21.175	31.794	1'43.146	314,0	15:13'10.479
8	18.088	32.371	21.183	31.883	1'43.525	303,4	15:14'54.004
9	17.981	32.270	21.190	31.877	1'43.318	302,5	15:16'37.322
10	17.918	32.287	21.257	31.863	1'43.325	305,1	15:18'20.647
11	17.898	32.291	21.267	31.884	1'43.340	305,1	15:20'03.987
12	17.870	32.257	21.211	31.891	1'43.229	304,2	15:21'47.216
13	17.900	32.311	21.209	31.884	1'43.304	305,1	15:23'30.520
14	17.858	32.421	21.274	31.886	1'43.439	305,1	15:25'13.959
15	17.900	32.655	21.354	32.101	1'44.010	306,8	15:26'57.969
16	17.897	32.665	21.418	44.082	1'56.062P	306,8	15:28'54.031
17	6'04.066	33.099	21.543	32.201	7'30.909P	178,2	15:36'24.940
18	17.991	32.581	21.233	32.191	1'43.996	306,8	15:38'08.936
19	17.950	32.619	21.304	43.444	1'55.317P	305,1	15:40'04.253
20	4'05.078	33.443	21.521	58.513	5'58.555P	177,6	15:46'02.808

2° 21 M. RINALDI (1'42.586)

Lap	Seg.1	Seg.2	Seg.3	Seg.4	Lap Time	km/h	Local Time
1		33.747	21.991	32.421	205,3	15:02'35.826	
2	17.977	32.795	21.318	32.200	1'44.290	306,8	15:04'20.116
3	17.816	32.709	21.259	32.196	1'43.980	311,2	15:06'04.096
4	17.804	32.686	21.299	31.974	1'43.763	310,3	15:07'47.859
5	17.932	33.905	22.631	44.679	1'59.147P	311,2	15:09'47.006
6	4'41.086	33.485	21.538	32.043	6'08.152P	149,0	15:15'55.158
7	17.875	32.346	21.212	31.778	1'43.211	303,4	15:17'38.369
8	17.778	32.149	21.170	31.746	1'42.843	305,9	15:19'21.212
9	17.729	32.174	21.335	33.725	1'44.963	306,8	15:21'06.175
10	17.678	32.171	21.070	31.667	1'42.586	309,5	15:22'48.761
11	17.819	35.364	22.624	44.844	2'00.651P	306,8	15:24'49.412
12	7'06.704	34.073	23.365	32.592	8'36.734P	101,5	15:33'26.146
13	17.984	32.288	21.231	31.699	1'43.202	307,7	15:35'09.348
14	18.228	33.372	21.239	32.032	1'44.871	310,3	15:36'54.219
15	17.806	32.284	21.136	31.972	1'43.198	307,7	15:38'37.417
16	17.806	32.320	21.284	31.850	1'43.260	305,9	15:40'20.677
17	17.864	32.407	21.215	31.998	1'43.484	306,8	15:42'04.161
18	17.940	32.506	21.141	31.948	1'43.535	307,7	15:43'47.696
19	17.827	32.435	21.162	31.899	1'43.323	309,5	15:45'31.019

5° 66 T. SYKES (1'42.798)

Lap	Seg.1	Seg.2	Seg.3	Seg.4	Lap Time	km/h	Local Time
1		34.315	22.157	32.488	124,0	15:03'02.299	
2	18.109	32.143	21.162	31.585	1'42.999	310,3	15:04'45.298
3	17.928	33.352	21.701	32.506	3'58.679	201,5	15:36'43.977
4	18.018	32.126	21.107	31.547	1'42.798	307,7	15:38'26.775
5	17.989	32.296	21.187	33.294	1'44.766	305,9	15:40'11.541
6	18.042	32.288	21.252	32.458	1'44.040	305,9	15:41'55.581
7	18.425	33.047	21.512	32.348	1'45.332	303,4	15:43'40.913
8	17.967	32.325	21.154	31.919	1'43.365	309,5	15:45'24.278

6° 45 S. REDDING (1'42.875)

Lap	Seg.1	Seg.2	Seg.3	Seg.4	Lap Time	km/h	Local Time
1		33.552	21.879	32.240	124,4	15:02'52.298	
2	18.129	32.329	21.045	31.541	1'43.044	310,3	15:04'35.342
3	17.808	32.275	21.153	31.775	1'43.011	314,0	15:06'18.353
4	17.767	32.345	21.071	31.700	1'42.883	311,2	15:08'01.236
5	17.795	32.411	21.099	31.595	1'42.900	313,0	15:09'44.136
6	17.651	32.335	21.178	31.711	1'42.875	311,2	15:11'27.011
7	17.789	33.080	21.392	32.122	1'44.383	307,7	15:13'11.394
8	17.918	32.374	21.102	32.009	1'43.403	307,7	15:14'54.797
9	17.816	32.486	21.156	31.882	1'43.340	307,7	15:16'38.137
10	17.861	32.600	21.201	31.953	1'43.615	309,5	15:18'21.752
11	17.794	32.463	21.199	31.898	1'43.354	309,5	15:20'05.106
12	17.825	32.675	21.204	32.031	1'43.735	308,6	15:21'48.841
13	17.958	32.698	21.354	32.139	1'44.149	307,7	15:23'32.990
14	17.818	32.798	21.237	32.110	1'43.963	307,7	15:25'16.953
15	18.011	33.082	21.495	43.540	1'56.128P	310,3	15:27'13.081
16	7'14.789	33.714	21.988	32.538	8'43.029P	205,7	15:35'56.110
17	17.977	32.859	21.537	32.283	1'44.656	305,9	15:37'40.766
18	17.938	32.770	21.340	43.470	1'55.518	305,9	15:39'36.284
19	18.041	32.757	21.282	35.019	1'47.099	305,9	15:41'23.383
20	17.954	32.716	21.348	32.088	1'44.106	306,8	15:43'07.489
21	17.824	32.656	21.245	32.084	1'43.809	308,6	15:44'51.298
22	17.697	32.575	21.141	31.846	1'43.259	311,2	15:46'34.557

3° 55 A. LOCATELLI (1'42.615)

Lap	Seg.1	Seg.2	Seg.3	Seg.4	Lap Time	km/h	Local Time
1		34.035	21.743	32.122	148,8	15:02'55.913	
2	18.026	32.202	21.066	31.538	1'42.832	311,2	15:04'38.745
3	17.741	32.193	21.068	31.613	1'42.615	315,8	15:06'21.360
4	17.821	32.462	21.156	31.660	1'43.099	317,6	15:08'04.459
5	17.806	32.318	21.350	31.736	1'43.210	312,1	15:09'47.669
6	17.777	32.354	21.180	31.811	1'43.122	312,1	15:11'30.791
7	17.821	32.521	22.162	45.813	1'58.317P	312,1	15:13'29.108
8	8'09.048	34.291	21.984	32.252	9'37.575P	144,4	15:23'06.683
9	17.939	32.144	21.036	31.526	1'42.645C	305,9	15:24'49.328
10	17.800	32.318	21.083	31.623	1'42.824	309,5	15:26'32.152
11	17.815	32.209	21.149	31.732	1'42.905	310,3	15:28'15.057
12	17.758	32.230	21.280	31.839	1'43.107	310,3	15:29'58.164
13	17.909	32.261	21.185	31.730	1'43.085	308,6	15:31'41.249
14	18.366	32.408	21.260	31.710	1'43.744C	310,3	15:33'24.993
15	17.947	32.340	21.214	31.774	1'43.275	313,0	15:35'08.268

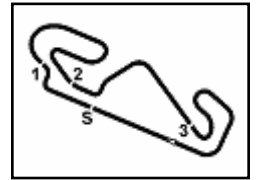
7° 22 A. LOWES (1'43.005)

Lap	Seg.1	Seg.2	Seg.3	Seg.4	Lap Time	km/h	Local Time
-----	-------	-------	-------	-------	----------	------	------------

17/09/2021 P = Pits In/Out - C = Lap Time Cancelled

These data/results cannot be reproduced, stored and/or transmitted in whole or in part by any manner of electronic, mechanical, photocopying, recording, broadcasting or otherwise now known or herein after developed without the previous express consent by the copyright owner, except for reproduction in daily press and regular printed publications on sale to the public within 60 days of the event related to those data/results and always provided that copyright symbol appears together as follows below.

© DORNA WSBK ORGANIZATION Srl 2021



Hyundai N Catalunya Round, 17-19 September 2021 Chronological Analysis Free Practice 2nd Session

Circuit de Barcelona 4.657 m

2 / 4

1		33.214	21.848	32.358		197,1	15:02'51.906	7	17.898	32.391	21.407	31.778	1'43.474	310,3	15:12'20.890
2	17.984	32.282	21.105	31.720	1'43.091	312,1	15:04'34.997	8	17.879	32.441	21.312	31.991	1'43.623	306,8	15:14'04.513
3	17.749	32.310	21.774	32.029	1'43.862	314,0	15:06'18.859	9	17.990	32.432	21.295	31.910	1'43.627	303,4	15:15'48.140
4	17.920	32.324	21.240	31.770	1'43.254	312,1	15:08'02.113	10	17.876	32.470	21.369	46.146	1'57.861P	305,9	15:17'46.001
5	17.776	32.401	21.363	31.899	1'43.439	313,0	15:09'45.552	11	6'43.915	39.958	23.961	32.546	8'20.380P	166,7	15:26'06.381
6	17.925	32.375	21.225	32.220	1'43.745	312,1	15:11'29.297	12	17.876	32.812	21.261	31.694	1'43.643	310,3	15:27'50.024
7	18.078	32.418	21.281	31.865	1'43.642C	311,2	15:13'12.939	13	17.916	32.317	21.273	31.640	1'43.146	308,6	15:29'33.170
8	18.076	32.345	21.178	32.012	1'43.611	307,7	15:14'56.550	14	20.374	38.233	21.487	34.179	1'54.273	308,6	15:31'27.443
9	17.970	32.396	21.274	31.984	1'43.624	307,7	15:16'40.174	15	17.931	32.375	21.281	31.923	1'43.510	307,7	15:33'10.953
10	18.009	32.513	21.214	31.962	1'43.698	309,5	15:18'23.872	16	17.889	32.430	21.198	31.832	1'43.349	306,8	15:34'54.302
11	18.054	32.499	21.254	31.918	1'43.725	309,5	15:20'07.597	17	17.839	32.449	21.218	31.818	1'43.324	308,6	15:36'37.626
12	17.975	32.580	21.274	32.020	1'43.849	309,5	15:21'51.446	18	17.827	32.357	21.238	32.078	1'43.500C	307,7	15:38'21.126
13	17.908	32.576	21.420	32.056	1'43.960	309,5	15:23'35.406	19	17.998	32.328	21.331	31.909	1'43.566	302,5	15:40'04.692
14	17.936	32.680	21.356	32.273	1'44.245	311,2	15:25'19.651	20	17.878	32.404	21.244	31.923	1'43.449	307,7	15:41'48.141
15	18.072	32.777	21.241	32.182	1'44.272	310,3	15:27'03.923	21	17.910	32.417	21.404	31.934	1'43.665	308,6	15:43'31.806
16	17.947	32.739	21.426	32.408	1'44.520	309,5	15:28'48.443	22	17.913	32.484	21.289	31.927	1'43.613	310,3	15:45'15.419
17	18.655	42.135	22.954	45.333	2'09.077P	296,7	15:30'57.520								
18	9'14.326	36.974	21.906	32.441	10'45.647P	128,9	15:41'43.167								
19	17.897	32.219	21.144	31.745	1'43.005	305,9	15:43'26.172								
20	17.853	32.332	21.229	31.870	1'43.284	309,5	15:45'09.456								

8° 91 L. HASLAM (1'43.072)							
Lap	Seg.1	Seg.2	Seg.3	Seg.4	Lap Time	km/h	Local Time
1		35.417	24.295	35.209		195,7	15:01'58.979
2	18.225	33.362	21.513	33.140	1'46.240	312,1	15:03'45.219
3	17.889	32.447	21.278	31.836	1'43.450	315,8	15:05'28.669
4	17.887	32.435	21.233	31.877	1'43.432	315,8	15:07'12.101
5	17.865	34.016	21.231	32.041	1'45.153	316,7	15:08'57.254
6	17.966	32.454	21.263	32.152	1'43.835	315,8	15:10'41.089
7	17.926	34.897	21.502	32.628	1'46.953	314,0	15:12'28.042
8	17.976	32.661	21.249	48.139	2'00.025P	310,3	15:14'28.067
9	10'04.488	34.889	23.063	35.093	11'37.533P	197,4	15:26'05.600
10	18.215	34.093	21.612	32.423	1'46.343	311,2	15:27'51.943
11	17.946	32.778	21.481	45.955	1'58.160P	313,0	15:29'50.103
12	5'11.612	32.827	21.558	32.052	6'38.049P	210,5	15:36'28.152
13	17.941	32.263	21.096	32.167	1'43.467	316,7	15:38'11.619
14	17.844	32.315	21.262	32.155	1'43.576	311,2	15:39'55.195
15	17.956	35.265	22.589	32.637	1'48.447	307,7	15:41'43.642
16	18.170	32.359	21.435	31.985	1'43.949	314,9	15:43'27.591
17	17.866	32.257	21.145	31.804	1'43.072	312,1	15:45'10.663

11° 47 A. BASSANI (1'43.184)							
Lap	Seg.1	Seg.2	Seg.3	Seg.4	Lap Time	km/h	Local Time
1		34.059	22.042	33.205		183,7	15:01'59.515
2	18.031	33.402	21.488	32.380	1'45.301	310,3	15:03'44.816
3	17.954	32.472	21.201	31.948	1'43.575	310,3	15:05'28.391
4	17.786	32.460	21.289	31.835	1'43.370	312,1	15:07'11.761
5	17.781	32.557	21.239	31.773	1'43.350	312,1	15:08'55.111
6	17.860	32.643	21.244	31.895	1'43.642	311,2	15:10'38.753
7	17.824	32.667	21.311	32.074	1'43.876	311,2	15:12'22.629
8	18.785	34.725	22.588	46.908	2'03.006P	307,7	15:14'25.635
9	8'31.459	34.174	21.912	32.543	10'00.088P	188,2	15:24'25.723
10	17.930	32.523	21.208	31.816	1'43.477	308,6	15:26'09.200
11	17.643	32.456	21.239	31.846	1'43.184	312,1	15:27'52.384
12	17.751	32.701	21.452	32.282	1'44.186	314,9	15:29'36.570
13	17.963	32.505	21.235	31.953	1'43.656	311,2	15:31'20.226
14	18.046	32.624	21.310	32.149	1'44.129	308,6	15:33'04.355
15	18.263	34.716	22.944	44.835	2'00.758P	305,9	15:35'05.113
16	6'58.339	33.419	21.935	33.967	8'27.660P	208,5	15:43'32.773
17	17.880	32.674	21.192	31.941	1'43.687	312,1	15:45'16.460

12° 60 M. VAN DER MARK (1'43.213)							
Lap	Seg.1	Seg.2	Seg.3	Seg.4	Lap Time	km/h	Local Time
1		34.039	23.508	33.464		196,0	15:01'57.183
2	18.129	32.514	21.285	31.777	1'43.705	310,3	15:03'40.888
3	17.882	32.359	21.257	31.841	1'43.339	312,1	15:05'24.227
4	17.866	32.441	21.223	31.883	1'43.413	308,6	15:07'07.640
5	17.866	32.486	21.177	31.793	1'43.322	306,8	15:08'50.962
6	17.742	32.408	21.239	31.966	1'43.355	310,3	15:10'34.317
7	17.822	32.464	21.360	31.983	1'43.629	310,3	15:12'17.946
8	17.928	32.587	24.431	32.153	1'47.099	305,9	15:14'05.045
9	17.899	32.598	21.382	43.786	1'55.665P	306,8	15:16'00.710
10	8'31.939	37.864	24.315	32.403	10'06.521P	176,2	15:26'07.231
11	17.792	32.415	21.259	31.906	1'43.372C	311,2	15:27'50.603
12	17.791	32.478	21.298	31.696	1'43.263	309,5	15:29'33.866
13	17.757	32.322	21.189	31.965	1'43.233	311,2	15:31'17.099
14	17.910	32.484	25.082	31.869	1'47.345	305,9	15:33'04.444
15	17.717	32.412	21.293	31.864	1'43.286	310,3	15:34'47.730
16	17.930	32.314	21.619	45.565	1'57.428P	305,9	15:36'45.158
17	4'44.521	35.343	21.761	36.449	6'18.074P	163,9	15:43'03.232
18	17.963	32.350	21.260	31.846	1'43.419	310,3	15:44'46.651
19	17.708	32.360	21.274	31.871	1'43.213	307,7	15:46'29.864

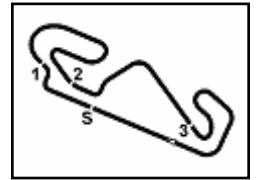
10° 31 G. GERLOFF (1'43.146)							
Lap	Seg.1	Seg.2	Seg.3	Seg.4	Lap Time	km/h	Local Time
1		33.573	22.806	33.142		208,1	15:01'56.621
2	18.082	32.420	21.243	31.832	1'43.577	309,5	15:03'40.198
3	18.925	34.748	21.333	31.742	1'46.748	311,2	15:05'26.946
4	17.844	32.698	21.415	31.759	1'43.716	312,1	15:07'10.662
5	17.871	32.560	21.149	31.715	1'43.295	307,7	15:08'53.957
6	17.988	32.438	21.262	31.771	1'43.459	309,5	15:10'37.416

13° 7 C. DAVIES (1'43.232)							
Lap	Seg.1	Seg.2	Seg.3	Seg.4	Lap Time	km/h	Local Time
1		35.443	22.333	32.665		189,8	15:02'53.084
2	18.339	32.654	21.361	32.132	1'44.486	310,3	15:04'37.570

17/09/2021 P = Pits In/Out - C = Lap Time Cancelled

These data/results cannot be reproduced, stored and/or transmitted in whole or in part by any manner of electronic, mechanical, photocopying, recording, broadcasting or otherwise now known or herein after developed without the previous express consent by the copyright owner, except for reproduction in daily press and regular printed publications on sale to the public within 60 days of the event related to those data/results and always provided that copyright symbol appears together as follows below.

© DORNA WSBK ORGANIZATION Srl 2021



Hyundai N Catalunya Round, 17-19 September 2021 Chronological Analysis Free Practice 2nd Session

Circuit de Barcelona 4.657 m

3 / 4

Lap	Seg.1	Seg.2	Seg.3	Seg.4	Lap Time	km/h	Local Time
3	17.855	32.481	21.209	31.994	1'43.539	316,7	15:06'21.109
4	17.820	33.084	21.520	32.871	1'45.295	314,9	15:08'06.404
5	17.862	32.444	21.145	31.918	1'43.369	314,9	15:09'49.773
6	17.868	34.231	22.006	33.006	1'47.111	315,8	15:11'36.884
7	17.868	32.505	21.232	32.073	1'43.678	314,0	15:13'20.562
8	17.847	32.392	21.224	32.090	1'43.553	309,5	15:15'04.115
9	17.927	35.189	22.768	47.528	2'03.412P	310,3	15:17'07.527
10	9'28.188	34.066	21.891	32.918	10'57.063P	169,5	15:28'04.590
11	17.822	32.241	21.161	32.008	1'43.232	312,1	15:29'47.822
12	17.857	34.853	21.632	34.547	1'48.889	312,1	15:31'36.711
13	17.910	32.542	21.260	32.321	1'44.033	314,0	15:33'20.744
14	19.198	39.525	22.015	45.534	2'06.272P	311,2	15:35'27.016
15	3'51.396	33.301	21.661	32.662	5'19.020P	203,0	15:40'46.036
16	17.964	32.690	21.290	32.361	1'44.305	308,6	15:42'30.341
17	17.959	32.483	21.158	31.977	1'43.577	311,2	15:44'13.918
18	18.095	32.548	21.213	32.056	1'43.912	312,1	15:45'57.830

16°		32 I. VINALES (1'43.631)						
Lap	Seg.1	Seg.2	Seg.3	Seg.4	Lap Time	km/h	Local Time	
1		34.143	21.749	32.568		189,8	15:02'25.301	
2	18.135	32.357	21.227	31.912	1'43.631	302,5	15:04'08.932	
3	18.007	32.397	21.246	31.994	1'43.644	305,1	15:05'52.576	
4	17.999	32.447	21.243	31.958	1'43.647	305,1	15:07'36.223	
5	23.312	39.715	23.402	32.807	1'59.236	301,7	15:09'35.459	
6	18.347	32.966	21.458	46.401	1'59.172P	300,8	15:11'34.631	
7	11'12.953	34.420	21.971	32.418	12'41.762P	187,5	15:24'16.393	
8	18.449	33.489	22.568	36.888	1'51.394	300,0	15:26'07.787	
9	18.125	32.685	21.474	32.225	1'44.509	304,2	15:27'52.296	
10	18.107	32.781	21.501	32.009	1'44.398	298,3	15:29'36.694	
11	18.302	32.710	21.399	44.760	1'57.171P	305,1	15:31'33.865	
12	8'10.798	39.412	24.749	34.828	9'49.787P	180,9	15:41'23.652	
13	18.096	32.821	21.396	32.011	1'44.324	304,2	15:43'07.976	
14	17.951	32.618	21.312	32.015	1'43.896	307,7	15:44'51.872	
15	17.900	32.577	21.439	32.220	1'44.136	306,8	15:46'36.008	

14°		44 L. MAHIAS (1'43.397)						
Lap	Seg.1	Seg.2	Seg.3	Seg.4	Lap Time	km/h	Local Time	
1		34.190	21.824	32.178		168,2	15:02'24.506	
2	18.114	32.297	21.372	31.614	1'43.397	298,3	15:04'07.903	
3	18.080	32.489	21.304	31.893	1'43.766	304,2	15:05'51.669	
4	18.084	32.800	21.459	32.951	1'45.294	302,5	15:07'36.963	
5	18.330	32.668	21.474	32.091	1'44.563	300,8	15:09'21.526	
6	18.187	32.816	21.870	45.372	1'58.245P	303,4	15:11'19.771	
7	4'27.353	33.700	22.014	32.267	5'55.334P	164,6	15:17'15.105	
8	18.234	32.647	21.396	32.053	1'44.330	298,3	15:18'59.435	
9	18.282	32.616	21.481	31.992	1'44.371	298,3	15:20'43.806	
10	18.094	32.703	21.468	32.136	1'44.401	298,3	15:22'28.207	
11	18.220	32.788	21.453	32.079	1'44.540	298,3	15:24'12.747	
12	18.335	32.895	21.668	32.233	1'45.131	299,2	15:25'57.878	
13	18.161	32.897	21.542	32.248	1'44.848	300,0	15:27'42.726	
14	20.951	37.661	21.628	32.194	1'52.434	299,2	15:29'35.160	
15	18.200	33.104	21.990	45.165	1'58.459P	301,7	15:31'33.619	
16	8'35.694	36.455	23.593	34.615	10'10.357P	154,3	15:41'43.976	
17	18.124	32.596	21.464	31.855	1'44.039	303,4	15:43'28.015	
18	17.936	32.469	21.347	31.845	1'43.597	305,9	15:45'11.612	

17°		94 J. FOLGER (1'43.836)						
Lap	Seg.1	Seg.2	Seg.3	Seg.4	Lap Time	km/h	Local Time	
1		34.125	23.078	32.777		191,5	15:01'55.887	
2	17.980	32.569	21.326	32.016	1'43.891	307,7	15:03'39.778	
3	18.401	35.201	21.479	38.833	1'53.914	309,5	15:05'33.692	
4	17.981	32.645	21.319	32.034	1'43.979	314,0	15:07'17.671	
5	17.834	32.689	21.277	32.036	1'43.836	313,0	15:09'01.507	
6	18.007	32.795	21.425	32.116	1'44.343	311,2	15:10'45.850	
7	17.989	32.859	21.417	32.448	1'44.713	310,3	15:12'30.563	
8	18.083	33.182	21.703	32.480	1'45.448	307,7	15:14'16.011	
9	18.181	32.900	21.397	32.371	1'44.849	301,7	15:16'00.860	
10	20.499	35.513	21.988	44.232	2'02.232P	306,8	15:18'03.092	
11	8'26.241	34.315	21.952	33.131	9'55.639P	174,5	15:27'58.731	
12	18.074	32.953	23.564	35.472	1'50.063	308,6	15:29'48.794	
13	18.004	32.820	21.428	32.380	1'44.632	310,3	15:31'33.426	
14	19.263	40.063	21.732	44.417	2'05.475P	307,7	15:33'38.901	
15	3'21.151	35.440	21.626	32.406	4'50.623P	173,6	15:38'29.524	
16	17.961	32.603	21.282	32.159	1'44.005	307,7	15:40'13.529	
17	18.067	32.717	21.500	32.309	1'44.593	307,7	15:41'58.122	
18	19.146	34.809	21.923	34.133	1'50.011	308,6	15:43'48.133	
19	17.936	32.644	21.452	32.239	1'44.271	313,0	15:45'32.404	

15°		3 K. NOZANE (1'43.409)						
Lap	Seg.1	Seg.2	Seg.3	Seg.4	Lap Time	km/h	Local Time	
1		35.454	22.121	32.563		177,0	15:02'15.116	
2	18.216	32.761	21.445	32.171	1'44.593	302,5	15:03'59.709	
3	18.039	32.589	21.315	32.038	1'43.981	304,2	15:05'43.690	
4	18.110	32.661	21.454	32.038	1'44.263	303,4	15:07'27.953	
5	18.092	32.922	21.442	32.181	1'44.637	302,5	15:09'12.590	
6	18.548	33.026	21.464	32.132	1'45.170	296,7	15:10'57.760	
7	18.047	32.818	21.563	32.221	1'44.649	305,9	15:12'42.409	
8	18.329	32.843	21.535	32.266	1'44.973	300,0	15:14'27.382	
9	18.285	32.767	21.426	32.199	1'44.677	300,0	15:16'12.059	
10	18.210	32.853	21.584	32.276	1'44.923	301,7	15:17'56.982	
11	18.149	32.686	21.486	32.190	1'44.511	301,7	15:19'41.493	
12	18.041	32.734	21.452	32.239	1'44.466	301,7	15:21'25.959	
13	18.225	32.919	21.560	32.408	1'45.112	299,2	15:23'11.071	
14	18.138	32.999	21.488	32.356	1'44.981	302,5	15:24'56.052	
15	18.066	33.093	21.570	32.432	1'45.161	303,4	15:26'41.213	
16	19.905	36.205	23.026	49.412	2'08.548P	301,7	15:28'49.761	
17	9'26.746	35.986	21.979	31.931	10'56.642P	149,8	15:39'46.403	
18	17.941	32.396	21.155	31.917	1'43.409	300,8	15:41'29.812	
19	17.893	32.498	21.230	32.010	1'43.631	302,5	15:43'13.443	
20	18.048	32.855	21.431	32.273	1'44.607	305,9	15:44'58.050	
21	17.987	32.786	21.486	32.168	1'44.427	305,1	15:46'42.477	

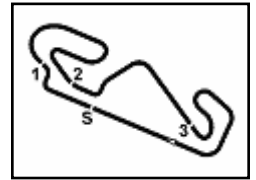
18°		36 L. MERCADO (1'44.272)						
Lap	Seg.1	Seg.2	Seg.3	Seg.4	Lap Time	km/h	Local Time	
1		35.441	22.860	33.569		180,3	15:01'57.547	
2	18.229	32.657	21.500	32.090	1'44.476	303,4	15:03'42.023	
3	18.055	32.589	21.495	32.185	1'44.324	303,4	15:05'26.347	
4	18.074	32.906	21.538	32.380	1'44.898	301,7	15:07'11.245	
5	18.089	33.091	21.633	32.270	1'45.083	302,5	15:08'56.328	
6	32'34.429	34.932	21.806	36.435	34'07.602	305,1	15:43'03.930	
7	18.086	32.724	21.389	32.096	1'44.295	303,4	15:44'48.225	
8	17.990	32.695	21.427	32.160	1'44.272	303,4	15:46'32.497	

19°		23 C. PONSSON (1'44.335)						
Lap	Seg.1	Seg.2	Seg.3	Seg.4	Lap Time	km/h	Local Time	
1		34.437	23.664	34.119		177,0	15:02'06.078	
2	18.266	32.782	21.687	32.438	1'45.173	306,8	15:03'51.251	
3	18.260	32.787	21.527	32.528	1'45.102	305,1	15:05'36.353	
4	18.044	32.770	21.463	32.363	1'44.640	305,1	15:07'20.993	
5	18.218	32.736	21.604	32.374	1'44.932	304,2	15:09'05.925	
6	18.090	32.788	21.739	32.502	1'45.119	305,1	15:10'51.044	
7	17.994	32.817	21.554	32.350	1'44.715	305,9	15:12'35.759	
8	18.673	35.791	22.107	43.545	2'00.116P	300,0	15:14'35.875	
9	7'26.392	35.165	23.526	33.049	8'58.132P	183,1	15:23'34.007	
10	18.249	32.953	21.595	33.243	1'46.040	304,2	15:25'20.078	

17/09/2021 P = Pits In/Out - C = Lap Time Cancelled

These data/results cannot be reproduced, stored and/or transmitted in whole or in part by any manner of electronic, mechanical, photocopying, recording, broadcasting or otherwise now known or herein after developed without the previous express consent by the copyright owner, except for reproduction in daily press and regular printed publications on sale to the public within 60 days of the event related to those data/results and always provided that copyright symbol appears together as follows below.

© DORNA WSBK ORGANIZATION Srl 2021



Hyundai N Catalunya Round, 17-19 September 2021 Chronological Analysis Free Practice 2nd Session

Circuit de Barcelona 4.657 m

4 / 4

11	18.139	32.925	21.663	32.533	1'45.260	307,7	15:27'05.307	11	19.785	48.495	33.839	36.257	2'18.376	289,5	15:40'23.443
12	18.153	32.924	21.679	32.417	1'45.173	305,1	15:28'50.480	12	18.932	33.860	23.772	37.262	1'53.826	291,1	15:42'17.269
13	18.286	33.036	21.879	32.654	1'45.855	303,4	15:30'36.335	13	18.861	33.794	23.076	51.153	2'06.884P	289,5	15:44'24.153
14	19.030	36.128	23.232	45.147	2'03.537P	300,0	15:32'39.872	14	49.693	34.878	22.669	34.667	2'21.907P	145,7	15:46'46.060
15	4'06.078	34.343	21.785	32.759	5'34.965P	131,9	15:38'14.837								
16	18.160	34.902	22.578	34.545	1'50.185	301,7	15:40'05.022								
17	18.095	32.753	21.480	32.289	1'44.617	305,1	15:41'49.639								
18	18.092	32.708	21.523	32.495	1'44.818	303,4	15:43'34.457								
19	17.917	32.705	21.423	32.290	1'44.335	309,5	15:45'18.792								

20° 76 S. CAVALIERI (1'44.409)							
Lap	Seg.1	Seg.2	Seg.3	Seg.4	Lap Time	km/h	Local Time
1		33.838	22.014	33.010		202,6	15:01'59.939
2	18.054	33.188	22.066	32.457	1'45.765	301,7	15:03'45.704
3	17.960	32.989	21.609	32.085	1'44.643	311,2	15:05'30.347
4	18.753	36.794	23.533	44.081	2'03.161P	310,3	15:07'33.508
5	7'13.578	33.597	21.725	32.442	8'41.342P	164,4	15:16'14.850
6	18.072	32.837	21.574	32.350	1'44.833	305,9	15:17'59.683
7	19.257	34.024	21.656	32.460	1'47.397	307,7	15:19'47.080
8	18.175	33.175	21.569	32.647	1'45.566	305,9	15:21'32.646
9	18.945	34.178	21.986	45.544	2'00.653P	299,2	15:23'33.299
10	7'23.648	35.484	23.747	34.764	8'57.643P	175,0	15:32'30.942
11	18.040	32.935	21.375	32.059	1'44.409	304,2	15:34'15.351
12	18.175	32.868	21.528	32.336	1'44.907	305,9	15:36'00.258
13	17.988	32.912	21.530	32.390	1'44.820	308,6	15:37'45.078
14	18.301	33.143	21.597	32.426	1'45.467	305,9	15:39'30.545
15	18.151	33.094	21.418	32.537	1'45.200	305,9	15:41'15.745
16	19.208	36.777	24.607	32.862	1'53.454	300,8	15:43'09.199
17	18.353	33.382	21.982	35.998	1'49.715	305,9	15:44'58.914
18	18.109	33.291	21.883	33.383	1'46.666	309,5	15:46'45.580

21° 84 L. CRESSON (1'45.429)							
Lap	Seg.1	Seg.2	Seg.3	Seg.4	Lap Time	km/h	Local Time
1		34.893	23.379	32.905		196,4	15:01'55.907
2	19.054	36.496	22.137	32.482	1'50.169	295,1	15:03'46.076
3	18.243	32.822	21.724	32.703	1'45.492	305,1	15:05'31.568
4	18.384	33.209	21.756	32.521	1'45.870	300,0	15:07'17.438
5	18.344	32.975	21.800	32.570	1'45.689	297,5	15:09'03.127
6	18.340	32.989	21.738	32.485	1'45.552	295,9	15:10'48.679
7	18.282	35.595	21.813	32.632	1'48.322	298,3	15:12'37.001
8	18.411	33.000	21.808	32.837	1'46.056	296,7	15:14'23.057
9	18.478	33.047	21.591	32.851	1'45.967	291,1	15:16'09.024
10	19.646	37.403	22.054	44.333	2'03.436P	294,3	15:18'12.460
11	15'56.392	36.950	23.904	33.550	17'30.796P	162,9	15:35'43.256
12	18.378	33.023	21.713	39.479	1'52.593	290,3	15:37'35.849
13	18.401	33.154	22.722	41.049	1'55.326	295,1	15:39'31.175
14	18.245	32.959	21.627	32.598	1'45.429	300,0	15:41'16.604
15	18.406	33.005	21.593	33.095	1'46.099	298,3	15:43'02.703
16	18.403	34.087	21.648	32.681	1'46.819	295,9	15:44'49.522
17	18.201	33.082	21.924	32.641	1'45.848	299,2	15:46'35.370

22° 83 L. EPIS (1'48.549)							
Lap	Seg.1	Seg.2	Seg.3	Seg.4	Lap Time	km/h	Local Time
1		35.388	23.599	34.188		194,9	15:01'57.585
2	18.935	34.330	22.558	33.809	1'49.632	295,9	15:03'47.217
3	19.031	34.075	22.631	33.608	1'49.345	294,3	15:05'36.562
4	18.861	38.547	26.742	52.072	2'16.222P	294,3	15:07'52.784
5	8'00.696	35.718	24.292	34.062	9'34.768P	149,0	15:17'27.552
6	19.162	33.862	22.703	33.621	1'49.348	288,0	15:19'16.900
7	18.972	33.776	22.530	33.560	1'48.838	288,0	15:21'05.738
8	19.248	37.362	25.066	47.008	2'08.684P	279,8	15:23'14.422
9	11'28.061	35.438	24.573	34.024	13'02.096P	136,5	15:36'16.518
10	18.847	33.750	22.495	33.457	1'48.549	291,1	15:38'05.067

17/09/2021 P = Pits In/Out - C = Lap Time Cancelled

These data/results cannot be reproduced, stored and/or transmitted in whole or in part by any manner of electronic, mechanical, photocopying, recording, broadcasting or otherwise now known or herein after developed without the previous express consent by the copyright owner, except for reproduction in daily press and regular printed publications on sale to the public within 60 days of the event related to those data/results and always provided that copyright symbol appears together as follows below.

© DORNA WSBK ORGANIZATION Srl 2021