

Hyundai N Catalunya Round, 17-19 September 2021

Results Free Practice 3rd Session

Circuit de Barcelona 4.657 m

1 / 2

No.	Rider	Nat	Team	Bike	Class	Time	Gap	Rel.	Laps	Speed	
										Avg	Max
1	54 T. RAZGATLIOGLU	TUR	Pata Yamaha with Brixx WorldSBK	Yamaha YZF R1		1'41.781			13	164,718	323,4
2	31 G. GERLOFF	USA	GRT Yamaha WorldSBK Team	Yamaha YZF R1	IND	1'41.818	0.037	0.037	13	164,659	317,6
3	45 S. REDDING	GBR	Aruba.it Racing - Ducati	Ducati Panigale V4 R		1'41.832	0.051	0.014	13	164,636	315,8
4	21 M. RINALDI	ITA	Aruba.it Racing - Ducati	Ducati Panigale V4 R		1'41.913	0.132	0.081	14	164,505	316,7
5	55 A. LOCATELLI	ITA	Pata Yamaha with Brixx WorldSBK	Yamaha YZF R1		1'41.973	0.192	0.060	13	164,408	319,5
6	66 T. SYKES	GBR	BMW Motorrad WorldSBK Team	BMW M 1000 RR		1'42.013	0.232	0.040	12	164,344	315,8
7	22 A. LOWES	GBR	Kawasaki Racing Team WorldSBK	Kawasaki ZX-10RR		1'42.047	0.266	0.034	12	164,289	314,0
8	1 J. REA	GBR	Kawasaki Racing Team WorldSBK	Kawasaki ZX-10RR		1'42.170	0.389	0.123	13	164,091	321,4
9	60 M. VAN DER MARK	NED	BMW Motorrad WorldSBK Team	BMW M 1000 RR		1'42.178	0.397	0.008	14	164,078	318,6
10	91 L. HASLAM	GBR	Team HRC	Honda CBR1000 RR-R		1'42.385	0.604	0.207	12	163,747	318,6
11	7 C. DAVIES	GBR	Team GoEleven	Ducati Panigale V4 R	IND	1'42.481	0.700	0.096	13	163,593	316,7
12	19 A. BAUTISTA	ESP	Team HRC	Honda CBR1000 RR-R		1'42.551	0.770	0.070	12	163,482	324,3
13	47 A. BASSANI	ITA	Motocorsa Racing	Ducati Panigale V4 R	IND	1'42.570	0.789	0.019	13	163,451	319,5
14	94 J. FOLGER	GER	Bonovo MGM Racing	BMW M 1000 RR	IND	1'42.771	0.990	0.201	12	163,132	315,8
15	3 K. NOZANE	JPN	GRT Yamaha WorldSBK Team	Yamaha YZF R1	IND	1'42.797	1.016	0.026	13	163,090	310,3
16	44 L. MAHIAS	FRA	Kawasaki Puccetti Racing	Kawasaki ZX-10RR	IND	1'43.047	1.266	0.250	13	162,695	309,5
17	32 I. VINALES	ESP	Orelac Racing VerdNatura	Kawasaki ZX-10RR	IND	1'43.099	1.318	0.052	12	162,613	312,1
18	76 S. CAVALIERI	ITA	Barni Racing Team	Ducati Panigale V4 R	IND	1'43.420	1.639	0.321	13	162,108	318,6
19	36 L. MERCADO	ARG	MIE Racing Honda Racing	Honda CBR1000 RR-R	IND	1'43.592	1.811	0.172	12	161,839	312,1
20	23 C. PONSSON	FRA	Gil Motor Sport-Yamaha	Yamaha YZF R1	IND	1'44.816	3.035	1.224	2	159,949	297,5
21	84 L. CRESSON	BEL	OUTDO TPR Team Pedercini Racing	Kawasaki ZX-10RR	IND	1'44.900	3.119	0.084	10	159,821	304,2
22	83 L. EPIS	AUS	OUTDO TPR Team Pedercini Racing	Kawasaki ZX-10RR	IND	1'46.509	4.728	1.609	9	157,406	299,2

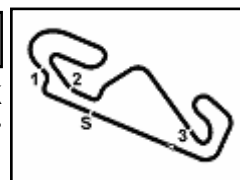
Qualifying Lap Time (107% of 1'41.781): 1'48.907

AIR	Humidity:	80%	Temp:	19°C
TRACK	Condition:	Dry	Temp:	23°C

Start 18/09/2021 09:00 End 09:32 The results are provisional until the end of the time limit for protests and appeals and the completion of the technical checks.

These data/results cannot be reproduced, stored and/or transmitted in whole or in part by any manner of electronic, mechanical, photocopying, recording, broadcasting or otherwise now known or herein after developed without the previous express consent by the copyright owner, except for reproduction in daily press and regular printed publications on sale to the public within 60 days of the event related to those data/results and always provided that copyright symbol appears together as follows below.

© DORNA WSBK ORGANIZATION Srl 2021


Hyundai N Catalunya Round, 17-19 September 2021
Results Free Practice 3rd Session

Circuit de Barcelona 4.657 m

2 / 2

Session Highlights

Local Time	No. Rider	Description
09.00.00		Start
09.00.10		WorldSBK Pit Intervention Time: 1m 6sec
09.06.59	23 C. PONSSON	Technical Problem - Turn 7
09.19.15	76 S. CAVALIERI	Lap Cancelled (1'57.965) - Exceeded Track Limits - Turn 14
09.32.00		End Of Session

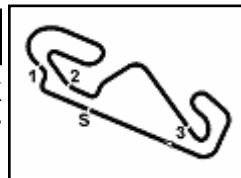
Fastest Laps Sequence

No.	Rider	Nat	Team	Bike	Local Time	Time	Gap	Avg
83	L. EPIS	AUS	OUTDO TPR Team Pedercini Racing	Kawasaki ZX-10RR	09:03'41.672	1'47.478		155,987
23	C. PONSSON	FRA	Gil Motor Sport-Yamaha	Yamaha YZF R1	09:03'47.756	1'45.399	-2.079	159,064
60	M. VAN DER MARK	NED	BMW Motorrad WorldSBK Team	BMW M 1000 RR	09:03'47.910	1'43.239	-2.160	162,392
22	A. LOWES	GBR	Kawasaki Racing Team WorldSBK	Kawasaki ZX-10RR	09:03'56.172	1'42.710	-0.529	163,229
1	J. REA	GBR	Kawasaki Racing Team WorldSBK	Kawasaki ZX-10RR	09:03'56.420	1'42.635	-0.075	163,348
54	T. RAZGATLIOGLU	TUR	Pata Yamaha with Brixx WorldSBK	Yamaha YZF R1	09:03'59.126	1'42.449	-0.186	163,644
22	A. LOWES	GBR	Kawasaki Racing Team WorldSBK	Kawasaki ZX-10RR	09:05'38.219	1'42.047	-0.402	164,289
66	T. SYKES	GBR	BMW Motorrad WorldSBK Team	BMW M 1000 RR	09:06'44.959	1'42.013	-0.034	164,344
55	A. LOCATELLI	ITA	Pata Yamaha with Brixx WorldSBK	Yamaha YZF R1	09:23'34.658	1'41.973	-0.040	164,408
31	G. GERLOFF	USA	GRT Yamaha WorldSBK Team	Yamaha YZF R1	09:23'54.044	1'41.818	-0.155	164,659
54	T. RAZGATLIOGLU	TUR	Pata Yamaha with Brixx WorldSBK	Yamaha YZF R1	09:25'16.983	1'41.781	-0.037	164,718

18/09/2021 Start End The results are provisional until the end of the time limit for protests and appeals and the completion of the technical checks.

These data/results cannot be reproduced, stored and/or transmitted in whole or in part by any manner of electronic, mechanical, photocopying, recording, broadcasting or otherwise now known or herein after developed without the previous express consent by the copyright owner, except for reproduction in daily press and regular printed publications on sale to the public within 60 days of the event related to those data/results and always provided that copyright symbol appears together as follows below.

© DORNA WSBK ORGANIZATION Srl 2021



Hyundai N Catalunya Round, 17-19 September 2021

Free Practices Combined Results

Circuit de Barcelona 4.657 m

No.	Rider	Nat	Team	Bike	Class	FP1	FP2	FP3	Time	Gap	Rel.	Avg	LL
1	54 T. RAZGATLIOGLU	TUR	Pata Yamaha with Brixx WorldSBK	Yamaha YZF R1		1'42.578	1'42.369	1'41.781	1'41.781			164,718	48
2	31 G. GERLOFF	USA	GRT Yamaha WorldSBK Team	Yamaha YZF R1	IND	1'42.919	1'43.146	1'41.818	1'41.818	0.037	0.037	164,659	48
3	45 S. REDDING	GBR	Aruba.it Racing - Ducati	Ducati Panigale V4 R		1'43.378	1'42.875	1'41.832	1'41.832	0.051	0.014	164,636	50
4	21 M. RINALDI	ITA	Aruba.it Racing - Ducati	Ducati Panigale V4 R		1'42.772	1'42.586	1'41.913	1'41.913	0.132	0.081	164,505	49
5	55 A. LOCATELLI	ITA	Pata Yamaha with Brixx WorldSBK	Yamaha YZF R1		1'42.715	1'42.615	1'41.973	1'41.973	0.192	0.060	164,408	47
6	66 T. SYKES	GBR	BMW Motorrad WorldSBK Team	BMW M 1000 RR		1'42.608	1'42.798	1'42.013	1'42.013	0.232	0.040	164,344	35
7	22 A. LOWES	GBR	Kawasaki Racing Team WorldSBK	Kawasaki ZX-10RR		1'42.698	1'43.005	1'42.047	1'42.047	0.266	0.034	164,289	48
8	1 J. REA	GBR	Kawasaki Racing Team WorldSBK	Kawasaki ZX-10RR		1'42.419	1'42.788	1'42.170	1'42.170	0.389	0.123	164,091	48
9	60 M. VAN DER MARK	NED	BMW Motorrad WorldSBK Team	BMW M 1000 RR		1'42.863	1'43.213	1'42.178	1'42.178	0.397	0.008	164,078	45
10	91 L. HASLAM	GBR	Team HRC	Honda CBR1000 RR-R		1'42.743	1'43.072	1'42.385	1'42.385	0.604	0.207	163,747	45
11	7 C. DAVIES	GBR	Team GoEleven	Ducati Panigale V4 R	IND	1'43.511	1'43.232	1'42.481	1'42.481	0.700	0.096	163,593	46
12	19 A. BAUTISTA	ESP	Team HRC	Honda CBR1000 RR-R		1'43.498	1'43.092	1'42.551	1'42.551	0.770	0.070	163,482	39
13	47 A. BASSANI	ITA	Motocorsa Racing	Ducati Panigale V4 R	IND	1'43.208	1'43.184	1'42.570	1'42.570	0.789	0.019	163,451	44
14	94 J. FOLGER	GER	Bonovo MGM Racing	BMW M 1000 RR	IND	1'43.730	1'43.836	1'42.771	1'42.771	0.990	0.201	163,132	47
15	3 K. NOZANE	JPN	GRT Yamaha WorldSBK Team	Yamaha YZF R1	IND	1'43.898	1'43.409	1'42.797	1'42.797	1.016	0.026	163,090	51
16	44 L. MAHIAS	FRA	Kawasaki Puccetti Racing	Kawasaki ZX-10RR	IND	1'43.378	1'43.397	1'43.047	1'43.047	1.266	0.250	162,695	47
17	32 I. VINALES	ESP	Orelac Racing VerdNatura	Kawasaki ZX-10RR	IND	1'43.182	1'43.631	1'43.099	1'43.099	1.318	0.052	162,613	41
18	76 S. CAVALIERI	ITA	Barni Racing Team	Ducati Panigale V4 R	IND	1'44.021	1'44.409	1'43.420	1'43.420	1.639	0.321	162,108	43
19	36 L. MERCADO	ARG	MIE Racing Honda Racing	Honda CBR1000 RR-R	IND	1'44.013	1'44.272	1'43.592	1'43.592	1.811	0.172	161,839	36
20	23 C. PONSSON	FRA	Gil Motor Sport-Yamaha	Yamaha YZF R1	IND	1'44.351	1'44.335	1'44.816	1'44.335	2.554	0.743	160,686	41
21	84 L. CRESSON	BEL	OUTDO TPR Team Pedercini Racing	Kawasaki ZX-10RR	IND	1'46.147	1'45.429	1'44.900	1'44.900	3.119	0.565	159,821	43
22	83 L. EPIS	AUS	OUTDO TPR Team Pedercini Racing	Kawasaki ZX-10RR	IND	1'50.338	1'48.549	1'46.509	1'46.509	4.728	1.609	157,406	35

18/09/2021

These data/results cannot be reproduced, stored and/or transmitted in whole or in part by any manner of electronic, mechanical, photocopying, recording, broadcasting or otherwise now known or herein after developed without the previous express consent by the copyright owner, except for reproduction in daily press and regular printed publications on sale to the public within 60 days of the event related to those data/results and always provided that copyright symbol appears together as follows below.

© DORNA WSBK ORGANIZATION Srl 2021

FIAT PERUGIA TIMING



Official Tyre Supplier



Official Timekeeper

Hyundai N Catalunya Round, 17-19 September 2021

Best Sectors & Speed Free Practice 3rd Session

Circuit de Barcelona 4.657 m

BEST LAP			
1	54 T. RAZGATLIOGLU	Yamaha YZF R1	1'41.781
2	31 G. GERLOFF	Yamaha YZF R1	1'41.818
3	45 S. REDDING	Ducati Panigale V4 R	1'41.832
4	21 M. RINALDI	Ducati Panigale V4 R	1'41.913
5	55 A. LOCATELLI	Yamaha YZF R1	1'41.973
6	66 T. SYKES	BMW M 1000 RR	1'42.013
7	22 A. LOWES	Kawasaki ZX-10RR	1'42.047
8	1 J. REA	Kawasaki ZX-10RR	1'42.170
9	60 M. VAN DER MARK	BMW M 1000 RR	1'42.178
10	91 L. HASLAM	Honda CBR1000 RR-R	1'42.385
11	7 C. DAVIES	Ducati Panigale V4 R	1'42.481
12	19 A. BAUTISTA	Honda CBR1000 RR-R	1'42.551
13	47 A. BASSANI	Ducati Panigale V4 R	1'42.570
14	94 J. FOLGER	BMW M 1000 RR	1'42.771
15	3 K. NOZANE	Yamaha YZF R1	1'42.797
16	44 L. MAHIAS	Kawasaki ZX-10RR	1'43.047
17	32 I. VINALES	Kawasaki ZX-10RR	1'43.099
18	76 S. CAVALIERI	Ducati Panigale V4 R	1'43.420
19	36 L. MERCADO	Honda CBR1000 RR-R	1'43.592
20	23 C. PONSSON	Yamaha YZF R1	1'44.816
21	84 L. CRESSON	Kawasaki ZX-10RR	1'44.900
22	83 L. EPIS	Kawasaki ZX-10RR	1'46.509

SPEED			
1	19 A. BAUTISTA	Honda CBR1000 RR-R	324,3
2	54 T. RAZGATLIOGLU	Yamaha YZF R1	323,4
3	1 J. REA	Kawasaki ZX-10RR	321,4
4	55 A. LOCATELLI	Yamaha YZF R1	319,5
5	47 A. BASSANI	Ducati Panigale V4 R	319,5
6	91 L. HASLAM	Honda CBR1000 RR-R	318,6
7	60 M. VAN DER MARK	BMW M 1000 RR	318,6
8	76 S. CAVALIERI	Ducati Panigale V4 R	318,6
9	31 G. GERLOFF	Yamaha YZF R1	317,6
10	21 M. RINALDI	Ducati Panigale V4 R	316,7
11	7 C. DAVIES	Ducati Panigale V4 R	316,7
12	45 S. REDDING	Ducati Panigale V4 R	315,8
13	66 T. SYKES	BMW M 1000 RR	315,8
14	94 J. FOLGER	BMW M 1000 RR	315,8
15	22 A. LOWES	Kawasaki ZX-10RR	314,0
16	32 I. VINALES	Kawasaki ZX-10RR	312,1
17	36 L. MERCADO	Honda CBR1000 RR-R	312,1
18	3 K. NOZANE	Yamaha YZF R1	310,3
19	44 L. MAHIAS	Kawasaki ZX-10RR	309,5
20	84 L. CRESSON	Kawasaki ZX-10RR	304,2
21	83 L. EPIS	Kawasaki ZX-10RR	299,2
22	23 C. PONSSON	Yamaha YZF R1	297,5

SEG. 1		SEG. 2		SEG. 3		SEG. 4		
1	19 A. BAUTISTA	17.447	1	66 T. SYKES	31.734	1	31 G. GERLOFF	31.250
2	54 T. RAZGATLIOGLU	17.485	2	22 A. LOWES	31.887	2	54 T. RAZGATLIOGLU	31.331
3	21 M. RINALDI	17.530	3	31 G. GERLOFF	31.949	3	45 S. REDDING	31.363
4	55 A. LOCATELLI	17.548	4	1 J. REA	31.969	4	21 M. RINALDI	31.369
5	45 S. REDDING	17.556	5	54 T. RAZGATLIOGLU	32.003	5	60 M. VAN DER MARK	31.371
6	47 A. BASSANI	17.557	6	55 A. LOCATELLI	32.011	6	1 J. REA	31.383
7	7 C. DAVIES	17.580	7	91 L. HASLAM	32.030	7	66 T. SYKES	31.388
8	31 G. GERLOFF	17.586	8	60 M. VAN DER MARK	32.035	8	55 A. LOCATELLI	31.397
9	91 L. HASLAM	17.608	9	21 M. RINALDI	32.066	9	22 A. LOWES	31.412
10	1 J. REA	17.638	10	45 S. REDDING	32.105	10	47 A. BASSANI	31.523
11	60 M. VAN DER MARK	17.645	11	7 C. DAVIES	32.121	11	94 J. FOLGER	31.532
12	22 A. LOWES	17.687	12	47 A. BASSANI	32.127	12	44 L. MAHIAS	31.574
13	94 J. FOLGER	17.703	13	3 K. NOZANE	32.222	13	32 I. VINALES	31.591
14	76 S. CAVALIERI	17.734	14	19 A. BAUTISTA	32.239	14	3 K. NOZANE	31.596
15	3 K. NOZANE	17.776	15	32 I. VINALES	32.267	15	91 L. HASLAM	31.604
16	36 L. MERCADO	17.785	16	94 J. FOLGER	32.304	16	19 A. BAUTISTA	31.614
17	66 T. SYKES	17.791	17	44 L. MAHIAS	32.363	17	7 C. DAVIES	31.651
18	44 L. MAHIAS	17.812	18	76 S. CAVALIERI	32.442	18	76 S. CAVALIERI	31.720
19	32 I. VINALES	17.854	19	36 L. MERCADO	32.447	19	36 L. MERCADO	31.811
20	84 L. CRESSON	17.978	20	23 C. PONSSON	32.676	20	23 C. PONSSON	32.219
21	23 C. PONSSON	18.329	21	84 L. CRESSON	32.800	21	84 L. CRESSON	32.238
22	83 L. EPIS	18.476	22	83 L. EPIS	33.215	22	83 L. EPIS	32.766

18/09/2021

These data/results cannot be reproduced, stored and/or transmitted in whole or in part by any manner of electronic, mechanical, photocopying, recording, broadcasting or otherwise now known or herein after developed without the previous express consent by the copyright owner, except for reproduction in daily press and regular printed publications on sale to the public within 60 days of the event related to those data/results and always provided that copyright symbol appears together as follows below.

© DORNA WSBK ORGANIZATION Srl 2021

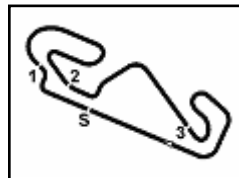
FICR PERUGIA TIMING



Official Tyre Supplier



Official Timekeeper



Hyundai N Catalunya Round, 17-19 September 2021

Ideal Times Free Practice 3rd Session

Circuit de Barcelona 4.657 m

No.	Rider	Nat	Bike	Seg. 1	Seg. 2	Seg. 3	Seg. 4	Ideal Time		
				Diff. 1	Diff. 2	Diff. 3	Diff. 4	Best Lap	Pos.	Diff.
1	31 G. GERLOFF	USA	Yamaha YZF R1	17.586 +0.069	31.949 +0.026	20.938	31.250	1'41.723 1'41.818	2	0.095
2	54 T. RAZGATLIOGLU	TUR	Yamaha YZF R1	17.485 +0.035	32.003	20.927	31.331	1'41.746 1'41.781	1	0.035
3	45 S. REDDING	GBR	Ducati Panigale V4 R	17.556 +0.012	32.105	20.796	31.363	1'41.820 1'41.832	3	0.012
4	21 M. RINALDI	ITA	Ducati Panigale V4 R	17.530 +0.047	32.066 +0.032	20.869	31.369	1'41.834 1'41.913	4	0.079
5	55 A. LOCATELLI	ITA	Yamaha YZF R1	17.548 +0.075	32.011	20.942	31.397	1'41.898 1'41.973	5	0.075
6	66 T. SYKES	GBR	BMW M 1000 RR	17.791 +0.081	31.734	21.019	31.388	1'41.932 1'42.013	6	0.081
7	1 J. REA	GBR	Kawasaki ZX-10RR	17.638 +0.153	31.969 +0.053	20.974	31.383	1'41.964 1'42.170	8	0.206
8	22 A. LOWES	GBR	Kawasaki ZX-10RR	17.687 +0.030	31.887	21.031	31.412	1'42.017 1'42.047	7	0.030
9	60 M. VAN DER MARK	NED	BMW M 1000 RR	17.645	32.035 +0.020	21.062	31.371 +0.045	1'42.113 1'42.178	9	0.065
10	91 L. HASLAM	GBR	Honda CBR1000 RR-R	17.608 +0.056	32.030 +0.073	20.994	31.604 +0.020	1'42.236 1'42.385	10	0.149
11	47 A. BASSANI	ITA	Ducati Panigale V4 R	17.557	32.127	21.125 +0.152	31.523 +0.086	1'42.332 1'42.570	13	0.238
12	19 A. BAUTISTA	ESP	Honda CBR1000 RR-R	17.447	32.239	21.043 +0.082	31.614 +0.126	1'42.343 1'42.551	12	0.208
13	7 C. DAVIES	GBR	Ducati Panigale V4 R	17.580	32.121	21.011 +0.118	31.651	1'42.363 1'42.481	11	0.118
14	3 K. NOZANE	JPN	Yamaha YZF R1	17.776 +0.045	32.222	21.016	31.596 +0.142	1'42.610 1'42.797	15	0.187
15	94 J. FOLGER	GER	BMW M 1000 RR	17.703 +0.029	32.304	21.153	31.532 +0.050	1'42.692 1'42.771	14	0.079
16	44 L. MAHIAS	FRA	Kawasaki ZX-10RR	17.812 +0.098	32.363 +0.004	21.196	31.574	1'42.945 1'43.047	16	0.102
17	32 I. VINALES	ESP	Kawasaki ZX-10RR	17.854	32.267 +0.035	21.276	31.591 +0.076	1'42.988 1'43.099	17	0.111
18	76 S. CAVALIERI	ITA	Ducati Panigale V4 R	17.734 +0.033	32.442 +0.113	21.291	31.720 +0.087	1'43.187 1'43.420	18	0.233
19	36 L. MERCADO	ARG	Honda CBR1000 RR-R	17.785 +0.006	32.447 +0.072	21.256 +0.127	31.811 +0.088	1'43.299 1'43.592	19	0.293
20	84 L. CRESSON	BEL	Kawasaki ZX-10RR	17.978	32.800 +0.096	21.540 +0.138	32.238 +0.110	1'44.556 1'44.900	21	0.344
21	23 C. PONSSON	FRA	Yamaha YZF R1	18.329	32.676	21.592	32.219	1'44.816 1'44.816	20	
22	83 L. EPIS	AUS	Kawasaki ZX-10RR	18.476	33.215	22.052	32.766	1'46.509 1'46.509	22	
Overall Ideal Time				17.447	31.734	20.796	31.250	1'41.227		

18/09/2021

These data/results cannot be reproduced, stored and/or transmitted in whole or in part by any manner of electronic, mechanical, photocopying, recording, broadcasting or otherwise now known or herein after developed without the previous express consent by the copyright owner, except for reproduction in daily press and regular printed publications on sale to the public within 60 days of the event related to those data/results and always provided that copyright symbol appears together as follows below.

© DORNA WSBK ORGANIZATION Srl 2021

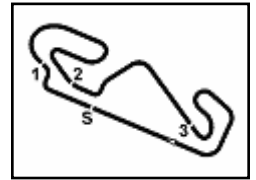
FICR PERUGIA TIMING



Official Tyre Supplier



Official Timekeeper



Hyundai N Catalunya Round, 17-19 September 2021 Chronological Analysis Free Practice 3rd Session

Circuit de Barcelona 4.657 m

1 / 3

1° 54 T. RAZGATLIOGLU (1'41.781)							
Lap	Seg.1	Seg.2	Seg.3	Seg.4	Lap Time	km/h	Local Time
1		33.634	21.596	31.873	218.2	9:02'16.677	
2	17.756	32.113	21.075	31.505	1'42.449	315,8	9:03'59.126
3	17.506	32.144	21.088	31.577	1'42.315	323,4	9:05'41.441
4	17.735	32.304	21.532	31.653	1'43.224	314,9	9:07'24.665
5	19.365	36.338	22.324	45.058	2'03.085P	314,0	9:09'27.750
6	5'41.298	34.111	21.887	32.630	7'09.926P	177,3	9:16'37.676
7	18.035	33.167	21.562	31.732	1'44.496	312,1	9:18'22.172
8	17.555	32.371	21.794	32.374	1'44.094	314,0	9:20'06.266
9	17.583	32.080	21.071	31.361	1'42.095	314,0	9:21'48.361
10	19.349	34.976	21.043	31.473	1'46.841	314,9	9:23'35.202
11	17.520	32.003	20.927	31.331	1'41.781	318,6	9:25'16.983
12	17.524	32.079	20.992	31.553	1'42.148	317,6	9:26'59.131
13	17.485	32.104	21.007	31.545	1'42.141	315,8	9:28'41.272
14	17.608	32.311	21.153	31.680	1'42.752	316,7	9:30'24.024

11	18.998	34.947	22.692	45.932	2'02.569P	289,5	9:20'09.816
12	4'41.406	32.724	21.214	32.041	6'07.385P	119,6	9:26'17.201
13	17.577	32.098	20.869	31.369	1'41.913	314,9	9:27'59.114
14	17.530	32.066	20.875	31.472	1'41.943	316,7	9:29'41.057
15	21.787	40.231	23.344	46.935	2'12.297P	229,3	9:31'53.354

2° 31 G. GERLOFF (1'41.818)							
Lap	Seg.1	Seg.2	Seg.3	Seg.4	Lap Time	km/h	Local Time
1		33.487	21.819	32.224	208,5	9:02'18.003	
2	17.902	32.285	21.335	31.550	1'43.072	315,8	9:04'01.075
3	17.720	32.461	21.184	31.372	1'42.737	315,8	9:05'43.812
4	17.639	32.130	21.324	31.719	1'42.812	317,6	9:07'26.624
5	20.805	40.216	21.829	32.359	1'55.209	315,8	9:09'21.833
6	17.735	32.172	21.051	31.370	1'42.328	310,3	9:11'04.161
7	17.680	32.485	21.041	31.558	1'42.764	311,2	9:12'46.925
8	17.836	32.391	24.362	45.551	2'00.140P	309,5	9:14'47.065
9	5'57.173	33.570	22.673	31.745	7'25.161P	138,6	9:22'12.226
10	17.655	31.975	20.938	31.250	1'41.818	310,3	9:23'54.044
11	17.688	31.949	21.138	31.382	1'42.157	310,3	9:25'36.201
12	17.586	32.004	21.130	31.250	1'41.970	311,2	9:27'18.171
13	17.893	32.122	21.044	31.461	1'42.520	310,3	9:29'00.691
14	17.747	32.178	21.169	31.540	1'42.634	314,0	9:30'43.325

5° 55 A. LOCATELLI (1'41.973)							
Lap	Seg.1	Seg.2	Seg.3	Seg.4	Lap Time	km/h	Local Time
1		33.413	21.821	32.855	210,5	9:02'25.180	
2	17.944	32.512	21.284	31.820	1'43.560	313,0	9:04'08.740
3	17.818	32.365	21.238	31.661	1'43.082	313,0	9:05'51.822
4	17.763	32.437	21.256	31.847	1'43.303	314,0	9:07'35.125
5	17.804	32.427	21.171	31.835	1'43.237	313,0	9:09'18.362
6	17.830	32.470	21.267	32.002	1'43.569	314,9	9:11'01.931
7	17.814	32.760	21.508	46.005	1'58.087P	313,0	9:13'00.018
8	5'34.439	36.213	22.069	36.502	7'09.223P	122,2	9:20'09.241
9	18.035	32.701	21.179	31.529	1'43.444	311,2	9:21'52.685
10	17.623	32.011	20.942	31.397	1'41.973	316,7	9:23'34.658
11	17.569	32.068	21.097	31.490	1'42.224	316,7	9:25'16.882
12	17.748	32.301	21.085	31.913	1'43.047	316,7	9:26'59.929
13	17.548	32.227	21.041	31.756	1'42.572	319,5	9:28'42.501
14	17.599	32.172	21.111	31.678	1'42.560	317,6	9:30'25.061

3° 45 S. REDDING (1'41.832)							
Lap	Seg.1	Seg.2	Seg.3	Seg.4	Lap Time	km/h	Local Time
1		34.383	22.189	44.330	218,2	9:02'18.933	
2	2'31.215	33.815	21.749	32.340	3'59.119P	210,5	9:06'18.052
3	17.812	32.463	21.111	31.700	1'43.086	314,0	9:08'01.138
4	17.637	32.458	21.004	31.531	1'42.630	314,0	9:09'43.768
5	18.506	33.576	21.469	31.972	1'45.523	314,9	9:11'29.291
6	17.629	32.298	21.038	31.559	1'42.524	314,9	9:13'11.815
7	19.792	36.471	21.727	44.522	2'02.512P	314,9	9:15'14.327
8	1'15.611	33.093	21.385	31.945	2'42.034P	219,5	9:17'56.361
9	17.698	32.434	21.068	31.638	1'42.838	314,0	9:19'39.199
10	17.556	32.408	21.264	31.636	1'42.864	314,9	9:21'22.063
11	17.619	32.352	21.069	31.713	1'42.753	315,8	9:23'04.816
12	17.592	33.555	22.111	44.498	1'57.756P	315,8	9:25'02.572
13	2'10.631	33.126	21.226	31.582	3'36.565P	190,1	9:28'39.137
14	17.568	32.105	20.796	31.363	1'41.832	314,9	9:30'20.969

6° 66 T. SYKES (1'42.013)							
Lap	Seg.1	Seg.2	Seg.3	Seg.4	Lap Time	km/h	Local Time
1		34.470	22.347	35.101	181,8	9:03'15.179	
2	18.152	33.122	24.246	32.247	1'47.767	314,0	9:05'02.946
3	17.872	31.734	21.019	31.388	1'42.013	314,0	9:06'44.959
4	17.868	33.381	21.787	32.436	1'45.472	313,0	9:08'30.431
5	17.851	32.080	21.147	31.403	1'42.481	313,0	9:10'12.912
6	17.829	32.077	21.138	31.539	1'42.583	313,0	9:11'55.495
7	18.214	32.847	21.768	44.535	1'57.364P	312,1	9:13'52.859
8	7'12.084	33.127	22.333	32.466	8'40.010P	193,5	9:22'32.869
9	17.966	32.204	21.133	31.546	1'42.849	313,0	9:24'15.718
10	17.791	32.141	21.126	31.560	1'42.618	314,0	9:25'58.336
11	17.796	32.239	21.152	31.618	1'42.805	314,9	9:27'41.141
12	17.856	32.222	21.208	31.883	1'43.169	314,9	9:29'24.310
13	17.961	32.344	21.283	31.821	1'43.409	315,8	9:31'07.719

4° 21 M. RINALDI (1'41.913)							
Lap	Seg.1	Seg.2	Seg.3	Seg.4	Lap Time	km/h	Local Time
1		34.279	21.760	32.301	221,3	9:02'44.025	
2	17.848	32.442	21.195	31.940	1'43.425	311,2	9:04'27.450
3	17.683	32.226	21.222	31.749	1'42.880	313,0	9:06'10.330
4	17.680	32.174	21.194	31.659	1'42.707	312,1	9:07'53.037
5	17.657	32.140	20.918	31.608	1'42.323	314,0	9:09'35.360
6	17.691	32.092	21.002	31.559	1'42.344	313,0	9:11'17.704
7	17.609	32.105	21.004	31.637	1'42.355	314,0	9:13'00.059
8	17.702	32.216	21.101	31.561	1'42.580	314,0	9:14'42.639
9	17.674	32.175	21.025	31.449	1'42.323	314,0	9:16'24.962
10	17.615	32.183	20.955	31.532	1'42.285	314,9	9:18'07.247

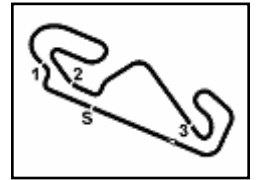
7° 22 A. LOWES (1'42.047)							
Lap	Seg.1	Seg.2	Seg.3	Seg.4	Lap Time	km/h	Local Time
1		33.300	21.934	32.236	185,6	9:02'13.462	
2	17.862	32.117	21.252	31.479	1'42.710	312,1	9:03'56.172
3	17.717	31.887	21.031	31.412	1'42.047	313,0	9:05'38.219
4	17.816	32.792	39.837	46.411	2'16.856P	314,0	9:07'55.075
5	6'07.839	33.733	21.979	32.734	7'36.285P	165,6	9:15'31.360
6	17.857	32.340	21.058	31.776	1'43.031	309,5	9:17'14.391
7	17.798	32.290	21.078	31.640	1'42.806	311,2	9:18'57.197
8	17.827	32.145	21.246	31.629	1'42.847	311,2	9:20'40.044
9	17.919	32.329	21.139	31.651	1'43.038	311,2	9:22'23.082
10	17.687	32.359	21.086	31.947	1'43.079	311,2	9:24'06.161
11	17.810	32.361	21.134	31.882	1'43.187	311,2	9:25'49.348
12	17.775	35.274	27.941	45.494	2'06.484P	312,1	9:27'55.832
13	1'49.565	33.337	21.669	45.446	3'30.017P	173,9	9:31'25.849

8° 1 J. REA (1'42.170)							
Lap	Seg.1	Seg.2	Seg.3	Seg.4	Lap Time	km/h	Local Time
1		33.251	22.183	32.102	214,3	9:02'13.785	
2	17.905	31.969	21.184	31.577	1'42.635	314,9	9:03'56.420
3	17.791	32.022	20.974	31.383	1'42.170	321,4	9:05'38.590
4	17.659	32.389	27.427	43.981	2'01.456P	316,7	9:07'40.046
5	4'20.013	32.638	21.474	31.921	5'46.046P	211,4	9:13'26.092

18/09/2021 P = Pits In/Out - C = Lap Time Cancelled

These data/results cannot be reproduced, stored and/or transmitted in whole or in part by any manner of electronic, mechanical, photocopying, recording, broadcasting or otherwise now known or herein after developed without the previous express consent by the copyright owner, except for reproduction in daily press and regular printed publications on sale to the public within 60 days of the event related to those data/results and always provided that copyright symbol appears together as follows below.

© DORNA WSBK ORGANIZATION Srl 2021



Hyundai N Catalunya Round, 17-19 September 2021 Chronological Analysis Free Practice 3rd Session

Circuit de Barcelona 4.657 m

2 / 3

6	18.273	32.196	21.302	31.801	1'43.572	312,1	9:15'09.664	1		33.667	21.929	32.621	186,9	9:02'07.486	
7	17.738	32.076	21.149	31.492	1'42.455	309,5	9:16'52.119	2	17.800	32.329	21.261	32.191	1'43.581	324,3	9:03'51.067
8	17.713	32.190	21.074	43.049	1'54.026P	310,3	9:18'46.145	3	17.447	32.239	21.125	31.740	1'42.551	321,4	9:05'33.618
9	2'45.527	32.658	21.217	31.951	4'11.353P	173,9	9:22'57.498	4	17.713	32.303	21.043	31.889	1'42.948	319,5	9:07'16.566
10	17.805	32.087	21.008	31.448	1'42.348	313,0	9:24'39.846	5	17.547	32.245	21.146	31.614	1'42.552	320,5	9:08'59.118
11	17.638	32.172	21.020	31.580	1'42.410	312,1	9:26'22.256	6	17.544	32.347	21.193	31.645	1'42.729	320,5	9:10'41.847
12	17.769	32.331	21.124	31.688	1'42.912	310,3	9:28'05.168	7	17.532	32.331	21.120	31.629	1'42.612	318,6	9:12'24.459
13	17.801	32.293	21.164	31.764	1'43.022	315,8	9:29'48.190	8	17.570	32.297	21.126	31.637	1'42.630	319,5	9:14'07.089
14	18.136	33.770	21.265	32.236	1'45.407	314,9	9:31'33.597	9	17.768	34.132	21.619	45.274	1'58.793P	321,4	9:16'05.882

9° 60 M. VAN DER MARK (1'42.178)							
Lap	Seg.1	Seg.2	Seg.3	Seg.4	Lap Time	km/h	Local Time
1		38.201	25.239	32.251		193,5	9:02'04.671
2	17.791	32.035	21.186	32.227	1'43.239	312,1	9:03'47.910
3	17.761	32.084	21.237	31.596	1'42.678	313,0	9:05'30.588
4	17.650	32.325	21.068	31.473	1'42.516	313,0	9:07'13.104
5	17.645	32.055	21.062	31.416	1'42.178	313,0	9:08'55.282
6	17.678	32.119	21.072	31.371	1'42.240	312,1	9:10'37.522
7	17.683	32.093	21.093	31.539	1'42.408	312,1	9:12'19.930
8	17.651	32.253	21.095	33.771	1'44.770	312,1	9:14'04.700
9	17.807	36.207	21.331	44.079	1'59.424P	318,6	9:16'04.124
10	4'42.972	33.008	21.590	32.122	6'09.692P	184,6	9:22'13.816
11	17.809	32.770	21.445	32.085	1'44.109	313,0	9:23'57.925
12	17.686	40.477	23.513	32.097	1'53.773	313,0	9:25'51.698
13	17.767	32.685	21.332	31.915	1'43.699	314,0	9:27'35.397
14	17.767	32.732	21.641	32.019	1'44.159	316,7	9:29'19.556
15	17.787	32.726	21.779	32.548	1'44.840	317,6	9:31'04.396

13° 47 A. BASSANI (1'42.570)							
Lap	Seg.1	Seg.2	Seg.3	Seg.4	Lap Time	km/h	Local Time
1		33.620	21.729	32.077		199,3	9:02'17.537
2	17.768	32.348	21.420	31.754	1'43.290	317,6	9:04'00.827
3	17.799	32.273	21.222	31.523	1'42.817	314,9	9:05'43.644
4	17.557	32.127	21.277	31.609	1'42.570	317,6	9:07'26.214
5	17.648	32.312	21.248	31.637	1'42.845	316,7	9:09'09.059
6	17.582	32.346	21.201	31.702	1'42.831	316,7	9:10'51.890
7	19.942	35.836	22.175	45.054	2'03.007P	314,0	9:12'54.897
8	5'41.100	34.074	23.285	33.314	7'11.773P	215,1	9:20'06.670
9	17.663	32.314	21.125	31.903	1'43.005	316,7	9:21'49.675
10	17.646	32.364	21.220	31.632	1'42.862	314,9	9:23'32.537
11	17.754	32.366	21.305	31.783	1'43.208	312,1	9:25'15.745
12	17.819	32.420	21.322	31.773	1'43.334	313,0	9:26'59.079
13	17.859	32.487	21.241	32.362	1'43.949	313,0	9:28'43.028
14	17.731	32.512	21.197	31.821	1'43.261	319,5	9:30'26.289

10° 91 L. HASLAM (1'42.385)							
Lap	Seg.1	Seg.2	Seg.3	Seg.4	Lap Time	km/h	Local Time
1		36.720	25.138	39.868		169,5	9:02'06.636
2	18.010	32.271	21.489	35.626	1'47.396	318,6	9:03'54.032
3	17.815	32.030	21.185	31.604	1'42.634	318,6	9:05'36.666
4	17.865	35.074	26.623	33.413	1'52.975	315,8	9:07'29.641
5	17.642	33.020	22.723	31.966	1'45.351	317,6	9:09'14.992
6	17.767	32.126	21.022	31.626	1'42.541	315,8	9:10'57.533
7	18.773	37.057	21.208	32.800	1'49.838	317,6	9:12'47.371
8	17.703	32.319	21.302	45.946	1'57.270P	317,6	9:14'44.641
9	8'12.207	34.025	22.647	32.193	9'41.072P	180,6	9:24'25.713
10	17.736	32.162	21.166	31.671	1'42.735	315,8	9:26'08.448
11	17.664	32.103	20.994	31.624	1'42.385	317,6	9:27'50.833
12	17.608	32.214	21.158	31.789	1'42.769	318,6	9:29'33.602
13	18.571	36.786	21.735	33.154	1'50.246	316,7	9:31'23.848

14° 94 J. FOLGER (1'42.771)							
Lap	Seg.1	Seg.2	Seg.3	Seg.4	Lap Time	km/h	Local Time
1		35.469	22.654	32.891		201,5	9:02'07.679
2	18.074	32.601	21.380	31.925	1'43.980	314,0	9:03'51.659
3	17.970	32.599	21.387	31.875	1'43.831	315,8	9:05'35.490
4	17.909	32.547	21.265	31.862	1'43.583	315,8	9:07'19.073
5	17.998	32.846	21.509	33.707	1'46.060	314,0	9:09'05.133
6	17.848	32.744	21.360	32.172	1'44.124	313,0	9:10'49.257
7	21.564	44.826	22.143	32.755	2'01.288	313,0	9:12'50.545
8	17.873	32.808	21.727	44.396	1'56.804P	315,8	9:14'47.349
9	7'58.627	38.805	24.315	32.559	9'34.306P	142,7	9:24'21.655
10	17.818	32.467	21.220	31.532	1'43.037	314,0	9:26'04.692
11	17.732	32.304	21.153	31.582	1'42.771	314,0	9:27'47.463
12	17.781	36.914	23.126	39.368	1'57.189	314,9	9:29'44.652
13	17.703	32.633	21.238	31.843	1'43.417	314,9	9:31'28.069

11° 7 C. DAVIES (1'42.481)							
Lap	Seg.1	Seg.2	Seg.3	Seg.4	Lap Time	km/h	Local Time
1		35.076	22.376	33.017		209,7	9:02'55.521
2	18.137	32.927	21.445	31.976	1'44.485	313,0	9:04'40.006
3	17.709	32.345	21.181	31.661	1'42.896	314,9	9:06'22.902
4	19.381	33.219	21.342	32.113	1'46.055	316,7	9:08'08.957
5	17.679	32.304	21.087	31.662	1'42.732	315,8	9:09'51.689
6	17.723	32.338	21.016	31.697	1'42.774	314,0	9:11'34.463
7	17.725	32.321	21.076	31.846	1'42.968	315,8	9:13'17.431
8	18.699	37.077	25.476	45.498	2'06.750P	316,7	9:15'24.181
9	4'35.204	33.480	21.742	32.470	6'02.896P	209,3	9:21'27.077
10	17.699	32.722	21.638	32.527	1'44.586	315,8	9:23'11.663
11	17.580	32.121	21.129	31.651	1'42.481	316,7	9:24'54.144
12	17.682	32.214	21.011	31.707	1'42.614	314,9	9:26'36.758
13	17.678	32.165	21.180	31.765	1'42.788	315,8	9:28'19.546
14	18.867	37.685	22.215	33.745	1'52.512	316,7	9:30'12.058

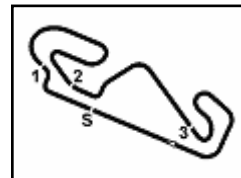
15° 3 K. NOZANE (1'42.797)							
Lap	Seg.1	Seg.2	Seg.3	Seg.4	Lap Time	km/h	Local Time
1		35.297	22.489	32.801		180,6	9:02'05.851
2	18.252	33.030	21.489	32.359	1'45.130	307,7	9:03'50.981
3	18.019	32.523	21.259	31.958	1'43.759	309,5	9:05'34.740
4	17.892	32.649	21.406	32.053	1'44.000	310,3	9:07'18.740
5	19.506	39.662	22.575	46.289	2'08.032P	307,7	9:09'26.772
6	3'03.526	36.426	22.909	34.683	4'37.544P	174,8	9:14'04.316
7	18.079	32.538	21.240	31.787	1'43.644	307,7	9:15'47.960
8	17.776	32.357	21.194	31.858	1'43.185	307,7	9:17'31.145
9	17.853	32.507	21.353	31.856	1'43.569	306,8	9:19'14.714
10	17.908	32.675	21.631	51.505	2'03.719P	309,5	9:21'18.433
11	3'01.177	35.283	23.063	34.664	4'34.187P	157,7	9:25'52.620
12	17.821	32.222	21.016	31.738	1'42.797	310,3	9:27'35.417
13	18.053	32.480	21.439	31.729	1'43.701	310,3	9:29'19.118
14	17.841	32.368	21.137	31.596	1'42.942	307,7	9:31'02.060

12° 19 A. BAUTISTA (1'42.551)							
Lap	Seg.1	Seg.2	Seg.3	Seg.4	Lap Time	km/h	Local Time

18/09/2021 P = Pits In/Out - C = Lap Time Cancelled

These data/results cannot be reproduced, stored and/or transmitted in whole or in part by any manner of electronic, mechanical, photocopying, recording, broadcasting or otherwise now known or herein after developed without the previous express consent by the copyright owner, except for reproduction in daily press and regular printed publications on sale to the public within 60 days of the event related to those data/results and always provided that copyright symbol appears together as follows below.

© DORNA WSBK ORGANIZATION Srl 2021



Hyundai N Catalunya Round, 17-19 September 2021 Chronological Analysis Free Practice 3rd Session

Circuit de Barcelona 4.657 m

3 / 3

16° 44 L. MAHIAS (1'43.047)

Lap	Seg.1	Seg.2	Seg.3	Seg.4	Lap Time	km/h	Local Time
1		33.627	21.766	32.200	213,0		9:02'18.973
2	17.965	32.396	21.295	31.847	1'43.503	309,5	9:04'02.476
3	17.812	32.765	21.549	31.853	1'43.979	309,5	9:05'46.455
4	17.990	32.379	21.492	31.793	1'43.654	309,5	9:07'30.109
5	17.928	32.504	21.492	33.157	1'45.081	309,5	9:09'15.190
6	17.907	32.363	21.223	31.604	1'43.097	308,6	9:10'58.287
7	18.321	33.556	22.148	45.504	1'59.529P	307,7	9:12'57.816
8	6'14.286	34.853	22.257	31.749	7'43.145P	137,6	9:20'40.961
9	17.910	32.367	21.196	31.574	1'43.047	305,9	9:22'24.008
10	17.902	32.435	21.327	31.648	1'43.312	308,6	9:24'07.320
11	17.977	32.441	21.326	31.665	1'43.409	307,7	9:25'50.729
12	17.942	32.517	21.357	31.997	1'43.813	307,7	9:27'34.542
13	18.080	34.155	21.586	31.813	1'45.634	304,2	9:29'20.176
14	18.383	32.420	21.312	31.768	1'43.883	308,6	9:31'04.059

17° 32 I. VINALES (1'43.099)

Lap	Seg.1	Seg.2	Seg.3	Seg.4	Lap Time	km/h	Local Time
1		34.758	22.374	32.239	201,5		9:02'13.683
2	18.332	32.406	21.364	31.721	1'43.823	305,1	9:03'57.506
3	18.087	32.590	21.327	32.122	1'44.126	307,7	9:05'41.632
4	17.930	32.267	21.483	31.591	1'43.271	312,1	9:07'24.903
5	18.359	33.464	21.351	31.668	1'44.842	312,1	9:09'09.745
6	17.854	32.302	21.276	31.667	1'43.099	307,7	9:10'52.844
7	18.016	33.620	22.108	45.005	1'58.749P	308,6	9:12'51.593
8	8'13.826	33.266	21.983	32.574	9'41.649P	187,5	9:22'33.242
9	18.065	32.522	21.334	31.730	1'43.651	307,7	9:24'16.893
10	17.937	32.606	21.285	31.868	1'43.696	306,8	9:26'00.589
11	17.980	32.604	21.482	33.232	1'45.298	307,7	9:27'45.887
12	17.927	32.734	21.353	36.280	1'48.294	311,2	9:29'34.181
13	18.352	39.542	22.148	47.924	2'07.966P	308,6	9:31'42.147

18° 76 S. CAVALIERI (1'43.420)

Lap	Seg.1	Seg.2	Seg.3	Seg.4	Lap Time	km/h	Local Time
1		37.690	26.392	41.432		183,7	9:02'14.722
2	18.151	32.818	21.492	31.720	1'44.181	314,0	9:03'58.903
3	17.941	32.442	21.386	31.817	1'43.586	314,9	9:05'42.489
4	17.842	32.638	21.692	32.558	1'44.730	316,7	9:07'27.219
5	17.815	32.514	21.444	31.837	1'43.610	317,6	9:09'10.829
6	17.767	32.555	21.291	31.807	1'43.420	316,7	9:10'54.249
7	19.253	41.404	21.920	32.264	1'54.841	317,6	9:12'49.090
8	17.760	32.589	21.484	31.769	1'43.602	316,7	9:14'32.692
9	17.847	32.639	21.293	31.944	1'43.723	314,9	9:16'16.415
10	18.097	34.046	21.933	43.889	1'57.965CP	310,3	9:18'14.380
11	6'03.109	34.650	21.818	39.569	7'39.146P	178,2	9:25'53.526
12	17.836	32.916	21.313	31.962	1'44.027	318,6	9:27'37.553
13	17.734	32.725	21.458	31.940	1'43.857	318,6	9:29'21.410
14	17.809	32.740	21.373	31.919	1'43.841	317,6	9:31'05.251

19° 36 L. MERCADO (1'43.592)

Lap	Seg.1	Seg.2	Seg.3	Seg.4	Lap Time	km/h	Local Time
1		35.512	22.414	32.630		200,0	9:02'07.889
2	18.197	32.583	21.542	32.075	1'44.397	304,2	9:03'52.286
3	17.912	32.581	21.362	32.038	1'43.893	310,3	9:05'36.179
4	18.001	32.447	21.256	31.921	1'43.625	308,6	9:07'19.804
5	17.792	32.606	21.369	31.953	1'43.720	311,2	9:09'03.524
6	17.890	32.652	21.262	32.101	1'43.905	306,8	9:10'47.429
7	18.229	36.744	21.553	47.540	2'04.066P	305,1	9:12'51.495
8	8'10.283	33.821	23.359	34.863	9'42.326P	165,9	9:22'33.821
9	18.040	32.546	21.384	31.811	1'43.781	308,6	9:24'17.602
10	17.791	32.519	21.383	31.899	1'43.592	312,1	9:26'01.194

18/09/2021 P = Pits In/Out - C = Lap Time Cancelled

These data/results cannot be reproduced, stored and/or transmitted in whole or in part by any manner of electronic, mechanical, photocopying, recording, broadcasting or otherwise now known or herein after developed without the previous express consent by the copyright owner, except for reproduction in daily press and regular printed publications on sale to the public within 60 days of the event related to those data/results and always provided that copyright symbol appears together as follows below.

© DORNA WSBK ORGANIZATION Srl 2021

11	17.785	32.551	21.449	32.348	1'44.133	312,1	9:27'45.327
12	18.037	32.843	21.366	46.053	1'58.299	308,6	9:29'43.626
13	17.947	33.313	21.736	32.882	1'45.878	307,7	9:31'29.504

20° 23 C. PONSSON (1'44.816)

Lap	Seg.1	Seg.2	Seg.3	Seg.4	Lap Time	km/h	Local Time
1		35.287	22.745	34.913		191,8	9:02'02.357
2	18.465	32.888	21.765	32.281	1'45.399	295,9	9:03'47.756
3	18.329	32.676	21.592	32.219	1'44.816	297,5	9:05'32.572

21° 84 L. CRESSON (1'44.900)

Lap	Seg.1	Seg.2	Seg.3	Seg.4	Lap Time	km/h	Local Time
1		44.891	28.502	50.836		119,6	9:02'33.810
2	2'50.443	42.345	28.166	47.829	4'48.783P	103,1	9:07'22.593
3	8'28.429	34.021	21.999	32.645	9'57.094P	204,5	9:17'19.687
4	18.335	33.054	21.781	32.452	1'45.622	302,5	9:19'05.309
5	18.152	33.105	21.660	32.405	1'45.322	300,0	9:20'50.631
6	18.127	32.951	21.631	32.343	1'45.052	300,0	9:22'35.683
7	18.151	32.869	21.540	32.440	1'45.000	304,2	9:24'20.683
8	18.101	33.086	21.666	32.238	1'45.091	301,7	9:26'05.774
9	17.978	32.896	21.678	32.348	1'44.900	304,2	9:27'50.674
10	18.158	32.800	22.082	32.377	1'45.417	303,4	9:29'36.091
11	18.183	32.864	21.565	32.388	1'45.000	301,7	9:31'21.091

22° 83 L. EPIS (1'46.509)

Lap	Seg.1	Seg.2	Seg.3	Seg.4	Lap Time	km/h	Local Time
1		34.837	22.828	33.696		193,5	9:01'54.194
2	18.556	33.592	22.188	33.142	1'47.478	297,5	9:03'41.672
3	18.573	33.416	22.115	32.882	1'46.986	295,9	9:05'28.658
4	18.614	33.630	22.158	48.337	2'02.739P	295,9	9:07'31.397
5	8'19.022	35.182	22.065	32.814	9'49.083P	156,3	9:17'20.480
6	18.476	33.215	22.052	32.766	1'46.509	299,2	9:19'06.989
7	19.201	40.426	23.953	33.103	1'56.683	299,2	9:21'03.672
8	18.551	33.558	22.189	32.825	1'47.123	295,9	9:22'50.795
9	24.949	36.405	22.629	47.873	2'11.856P	280,5	9:25'02.651
10	4'00.249	34.030	23.078	33.296	5'30.653P	120,8	9:30'33.304

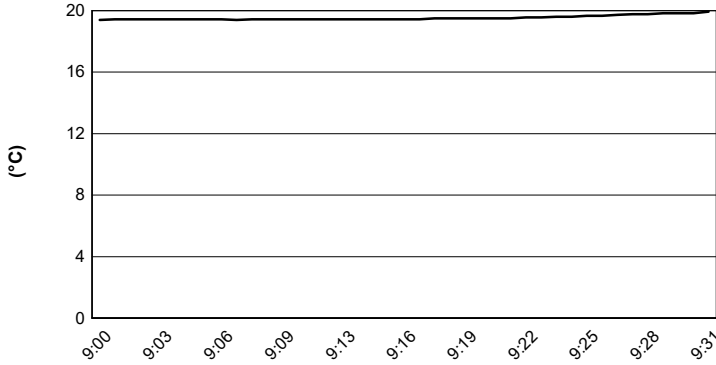
Hyundai N Catalunya Round, 17-19 September 2021

Weather Report Free Practice 3rd Session

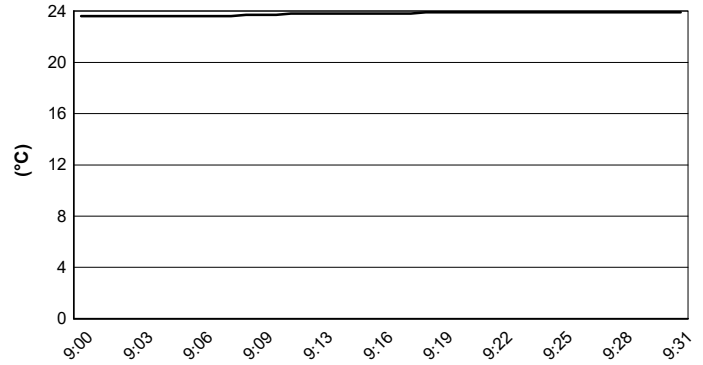
Session started 09:00 - Session ended 9:32

Circuit de Barcelona 4.657 m

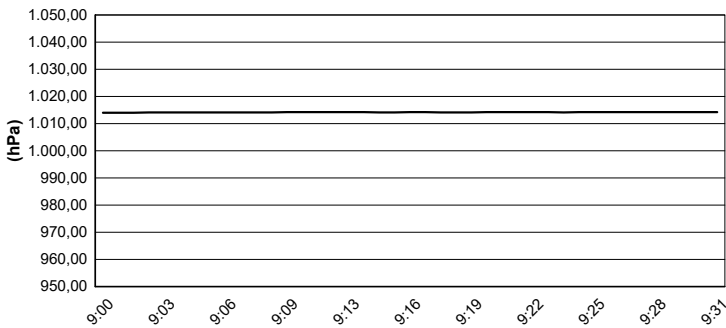
Air Temperature



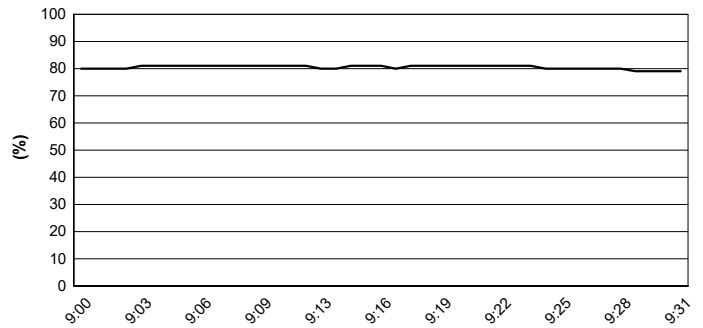
Track Temperature



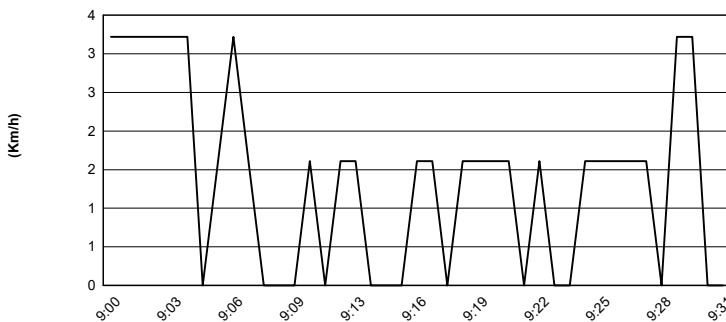
Air Pressure



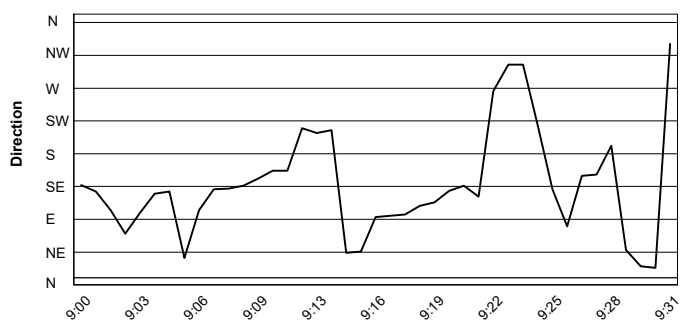
Humidity



Wind Speed



Wind Direction



18/09/2021

These data/results cannot be reproduced, stored and/or transmitted in whole or in part by any manner of electronic, mechanical, photocopying, recording, broadcasting or otherwise now known or herein after developed without the previous express consent by the copyright owner, except for reproduction in daily press and regular printed publications on sale to the public within 60 days of the event related to those data/results and always provided that copyright symbol appears together as follows below.

© DORNA WSBK ORGANIZATION Srl 2021