

Hyundai N Catalunya Round, 17-19 September 2021

Results Warm Up

Circuit de Barcelona 4.657 m

1 / 2

No.	Rider	Nat	Team	Bike	Class	Time	Gap	Rel.	Laps	Speed	
										Avg	Max
1	1 J. REA	GBR	Kawasaki Racing Team WorldSBK	Kawasaki ZX-10RR		1'41.711			8	164,832	317,6
2	55 A. LOCATELLI	ITA	Pata Yamaha with Brixx WorldSBK	Yamaha YZF R1		1'41.886	0.175	0.175	8	164,549	318,6
3	21 M. RINALDI	ITA	Aruba.it Racing - Ducati	Ducati Panigale V4 R		1'41.982	0.271	0.096	8	164,394	315,8
4	31 G. GERLOFF	USA	GRT Yamaha WorldSBK Team	Yamaha YZF R1	IND	1'42.080	0.369	0.098	8	164,236	317,6
5	19 A. BAUTISTA	ESP	Team HRC	Honda CBR1000 RR-R		1'42.111	0.400	0.031	7	164,186	320,5
6	54 T. RAZGATLIOGLU	TUR	Pata Yamaha with Brixx WorldSBK	Yamaha YZF R1		1'42.125	0.414	0.014	8	164,164	318,6
7	45 S. REDDING	GBR	Aruba.it Racing - Ducati	Ducati Panigale V4 R		1'42.237	0.526	0.112	8	163,984	318,6
8	66 T. SYKES	GBR	BMW Motorrad WorldSBK Team	BMW M 1000 RR		1'42.262	0.551	0.025	7	163,944	313,0
9	22 A. LOWES	GBR	Kawasaki Racing Team WorldSBK	Kawasaki ZX-10RR		1'42.389	0.678	0.127	8	163,740	319,5
10	91 L. HASLAM	GBR	Team HRC	Honda CBR1000 RR-R		1'42.400	0.689	0.011	8	163,723	319,5
11	60 M. VAN DER MARK	NED	BMW Motorrad WorldSBK Team	BMW M 1000 RR		1'42.423	0.712	0.023	8	163,686	317,6
12	44 L. MAHIAS	FRA	Kawasaki Puccetti Racing	Kawasaki ZX-10RR	IND	1'42.608	0.897	0.185	8	163,391	309,5
13	7 C. DAVIES	GBR	Team GoEleven	Ducati Panigale V4 R	IND	1'42.769	1.058	0.161	8	163,135	319,5
14	47 A. BASSANI	ITA	Motocorsa Racing	Ducati Panigale V4 R	IND	1'42.868	1.157	0.099	2	162,978	319,5
15	94 J. FOLGER	GER	Bonovo MGM Racing	BMW M 1000 RR	IND	1'43.472	1.761	0.604	5	162,026	318,6
16	36 L. MERCADO	ARG	MIE Racing Honda Racing	Honda CBR1000 RR-R	IND	1'43.521	1.810	0.049	8	161,950	314,9
17	76 S. CAVALIERI	ITA	Barni Racing Team	Ducati Panigale V4 R	IND	1'43.575	1.864	0.054	7	161,865	316,7
18	3 K. NOZANE	JPN	GRT Yamaha WorldSBK Team	Yamaha YZF R1	IND	1'43.652	1.941	0.077	8	161,745	313,0
19	32 I. VINALES	ESP	Orelac Racing VerdNatura	Kawasaki ZX-10RR	IND	1'44.044	2.333	0.392	8	161,136	311,2
20	23 C. PONSSON	FRA	Gil Motor Sport-Yamaha	Yamaha YZF R1	IND	1'44.044	2.333	0.000	8	161,136	314,9
21	84 L. CRESSON	BEL	OUTDO TPR Team Pedercini Racing	Kawasaki ZX-10RR	IND	1'44.659	2.948	0.615	8	160,189	303,4
22	83 L. EPIS	AUS	OUTDO TPR Team Pedercini Racing	Kawasaki ZX-10RR	IND	1'46.470	4.759	1.811	8	157,464	299,2

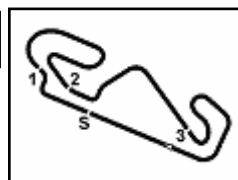
AIR	Humidity:	70%	Temp:	16°C
TRACK	Condition:	Dry	Temp:	19°C

Records	Pole	(SP)	2021	T.Sykes	1'40.408	166,970	Km/h
	Race	(RC1)	2021	S.Redding	1'56.166	144,320	Km/h
	All Times	(SP)	2021	T.Sykes	1'40.408	166,970	Km/h

Start End The results are provisional until the end of the time limit for protests and appeals
19/09/2021 09:00 09:30 and the completion of the technical checks.

These data/results cannot be reproduced, stored and/or transmitted in whole or in part by any manner of electronic, mechanical, photocopying, recording, broadcasting or otherwise now known or herein after developed without the previous express consent by the copyright owner, except for reproduction in daily press and regular printed publications on sale to the public within 60 days of the event related to those data/results and always provided that copyright symbol appears together as follows below.

© DORNA WSBK ORGANIZATION Srl 2021


Hyundai N Catalunya Round, 17-19 September 2021
Results Warm Up

Circuit de Barcelona 4.657 m

2 / 2

Session Highlights

Local Time	No. Rider	Description
09.00.00		Start
09.00.09		WorldSBK Pit Intervention Time: 1m 6sec
09.06.14	47 A. BASSANI	Crashed - Turn 1
09.06.20		RED FLAG
09.20.00		Session Restart
09.24.41		WorldSSP WUP Pit Lane Will Open at 9.40
09.30.38		End Of Session

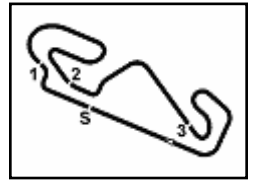
Fastest Laps Sequence

No.	Rider	Nat	Team	Bike	Local Time	Time	Gap	Avg
1	J. REA	GBR	Kawasaki Racing Team WorldSBK	Kawasaki ZX-10RR	09:03'33.319	1'42.683		163,271
91	L. HASLAM	GBR	Team HRC	Honda CBR1000 RR-R	09:03'33.490	1'42.413	-0.270	163,702
1	J. REA	GBR	Kawasaki Racing Team WorldSBK	Kawasaki ZX-10RR	09:05'15.629	1'42.310	-0.103	163,867
1	J. REA	GBR	Kawasaki Racing Team WorldSBK	Kawasaki ZX-10RR	09:23'33.210	1'42.202	-0.108	164,040
1	J. REA	GBR	Kawasaki Racing Team WorldSBK	Kawasaki ZX-10RR	09:25'14.921	1'41.711	-0.491	164,832

19/09/2021 Start End The results are provisional until the end of the time limit for protests and appeals and the completion of the technical checks.

These data/results cannot be reproduced, stored and/or transmitted in whole or in part by any manner of electronic, mechanical, photocopying, recording, broadcasting or otherwise now known or herein after developed without the previous express consent by the copyright owner, except for reproduction in daily press and regular printed publications on sale to the public within 60 days of the event related to those data/results and always provided that copyright symbol appears together as follows below.

© DORNA WSBK ORGANIZATION Srl 2021



Hyundai N Catalunya Round, 17-19 September 2021
Starting Grid - Tissot Superpole Race (10 Laps x 4,657 km = 46,570 km)

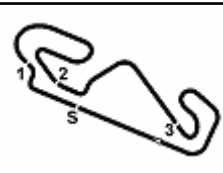
Circuit de Barcelona 4.657 m

1	1	66 SYKES T. BMW 1'40.408	2	54 RAZGATLIOGLU T. Yamaha 1'40.694	3	1 REA J. Kawasaki 1'40.921
2	4	45 REDDING S. Ducati 1'40.978	5	22 LOWES A. Kawasaki 1'41.086	6	55 LOCATELLI A. Yamaha 1'41.129
3	7	91 HASLAM L. Honda 1'41.253	8	21 RINALDI M. Ducati 1'41.275	9	60 VAN DER MARK M. BMW 1'41.320
4	10	31 GERLOFF G. Yamaha 1'41.405	11	47 BASSANI A. Ducati 1'41.632	12	3 NOZANE K. Yamaha 1'41.744
5	13	7 DAVIES C. Ducati 1'41.791	14	76 CAVALIERI S. Ducati 1'41.801	15	44 MAHIAS L. Kawasaki 1'41.808
6	16	19 BAUTISTA A. Honda 1'42.055	17	36 MERCADO L. Honda 1'42.215	18	94 FOLGER J. BMW 1'42.257
7	19	32 VINALES I. Kawasaki 1'42.446	20	23 PONSSON C. Yamaha 1'42.460	21	84 CRESSON L. Kawasaki 1'43.841
8	22	83 EPIS L. Kawasaki 1'45.732				

19/09/2021 The Race Director

These data/results cannot be reproduced, stored and/or transmitted in whole or in part by any manner of electronic, mechanical, photocopying, recording, broadcasting or otherwise now known or herein after developed without the previous express consent by the copyright owner, except for reproduction in daily press and regular printed publications on sale to the public within 60 days of the event related to those data/results and always provided that copyright symbol appears together as follows below. © DORNA WSBK ORGANIZATION Srl 2021





Hyundai N Catalunya Round, 17-19 September 2021 Best Sectors & Speed Warm Up

Circuit de Barcelona 4.657 m

BEST LAP			
1	1 J. REA	Kawasaki ZX-10RR	1'41.711
2	55 A. LOCATELLI	Yamaha YZF R1	1'41.886
3	21 M. RINALDI	Ducati Panigale V4 R	1'41.982
4	31 G. GERLOFF	Yamaha YZF R1	1'42.080
5	19 A. BAUTISTA	Honda CBR1000 RR-R	1'42.111
6	54 T. RAZGATLIOGLU	Yamaha YZF R1	1'42.125
7	45 S. REDDING	Ducati Panigale V4 R	1'42.237
8	66 T. SYKES	BMW M 1000 RR	1'42.262
9	22 A. LOWES	Kawasaki ZX-10RR	1'42.389
10	91 L. HASLAM	Honda CBR1000 RR-R	1'42.400
11	60 M. VAN DER MARK	BMW M 1000 RR	1'42.423
12	44 L. MAHIAS	Kawasaki ZX-10RR	1'42.608
13	7 C. DAVIES	Ducati Panigale V4 R	1'42.769
14	47 A. BASSANI	Ducati Panigale V4 R	1'42.868
15	94 J. FOLGER	BMW M 1000 RR	1'43.472
16	36 L. MERCADO	Honda CBR1000 RR-R	1'43.521
17	76 S. CAVALIERI	Ducati Panigale V4 R	1'43.575
18	3 K. NOZANE	Yamaha YZF R1	1'43.652
19	23 C. PONSSON	Yamaha YZF R1	1'44.044
20	32 I. VINALES	Kawasaki ZX-10RR	1'44.044
21	84 L. CRESSON	Kawasaki ZX-10RR	1'44.659
22	83 L. EPIS	Kawasaki ZX-10RR	1'46.470

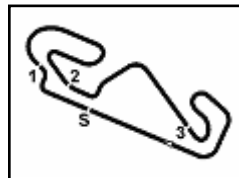
SPEED			
1	19 A. BAUTISTA	Honda CBR1000 RR-R	320,5
2	47 A. BASSANI	Ducati Panigale V4 R	319,5
3	22 A. LOWES	Kawasaki ZX-10RR	319,5
4	7 C. DAVIES	Ducati Panigale V4 R	319,5
5	91 L. HASLAM	Honda CBR1000 RR-R	319,5
6	54 T. RAZGATLIOGLU	Yamaha YZF R1	318,6
7	94 J. FOLGER	BMW M 1000 RR	318,6
8	55 A. LOCATELLI	Yamaha YZF R1	318,6
9	45 S. REDDING	Ducati Panigale V4 R	318,6
10	1 J. REA	Kawasaki ZX-10RR	317,6
11	31 G. GERLOFF	Yamaha YZF R1	317,6
12	60 M. VAN DER MARK	BMW M 1000 RR	317,6
13	76 S. CAVALIERI	Ducati Panigale V4 R	316,7
14	21 M. RINALDI	Ducati Panigale V4 R	315,8
15	36 L. MERCADO	Honda CBR1000 RR-R	314,9
16	23 C. PONSSON	Yamaha YZF R1	314,9
17	66 T. SYKES	BMW M 1000 RR	313,0
18	3 K. NOZANE	Yamaha YZF R1	313,0
19	32 I. VINALES	Kawasaki ZX-10RR	311,2
20	44 L. MAHIAS	Kawasaki ZX-10RR	309,5
21	84 L. CRESSON	Kawasaki ZX-10RR	303,4
22	83 L. EPIS	Kawasaki ZX-10RR	299,2

SEG. 1			SEG. 2			SEG. 3			SEG. 4		
1	21 M. RINALDI	17.529	1	66 T. SYKES	31.897	1	19 A. BAUTISTA	20.852	1	1 J. REA	31.231
2	54 T. RAZGATLIOGLU	17.551	2	55 A. LOCATELLI	31.925	2	1 J. REA	20.853	2	54 T. RAZGATLIOGLU	31.296
3	19 A. BAUTISTA	17.553	3	1 J. REA	31.967	3	45 S. REDDING	20.868	3	91 L. HASLAM	31.337
4	31 G. GERLOFF	17.556	4	21 M. RINALDI	32.002	4	21 M. RINALDI	20.901	4	55 A. LOCATELLI	31.345
5	55 A. LOCATELLI	17.573	5	91 L. HASLAM	32.014	5	7 C. DAVIES	20.922	5	31 G. GERLOFF	31.364
6	60 M. VAN DER MARK	17.599	6	31 G. GERLOFF	32.070	6	31 G. GERLOFF	20.942	6	21 M. RINALDI	31.384
7	45 S. REDDING	17.610	7	19 A. BAUTISTA	32.098	7	55 A. LOCATELLI	20.959	7	66 T. SYKES	31.394
8	1 J. REA	17.644	8	54 T. RAZGATLIOGLU	32.103	8	91 L. HASLAM	20.983	8	44 L. MAHIAS	31.444
9	22 A. LOWES	17.645	9	60 M. VAN DER MARK	32.117	9	22 A. LOWES	21.000	9	60 M. VAN DER MARK	31.481
10	7 C. DAVIES	17.650	10	44 L. MAHIAS	32.158	10	47 A. BASSANI	21.008	10	22 A. LOWES	31.490
11	91 L. HASLAM	17.686	11	22 A. LOWES	32.168	11	66 T. SYKES	21.017	11	19 A. BAUTISTA	31.517
12	44 L. MAHIAS	17.760	12	45 S. REDDING	32.217	12	54 T. RAZGATLIOGLU	21.033	12	45 S. REDDING	31.535
13	47 A. BASSANI	17.765	13	47 A. BASSANI	32.287	13	44 L. MAHIAS	21.143	13	7 C. DAVIES	31.634
14	66 T. SYKES	17.797	14	36 L. MERCADO	32.337	14	60 M. VAN DER MARK	21.149	14	3 K. NOZANE	31.765
15	94 J. FOLGER	17.816	15	7 C. DAVIES	32.372	15	3 K. NOZANE	21.197	15	76 S. CAVALIERI	31.776
16	76 S. CAVALIERI	17.837	16	3 K. NOZANE	32.385	16	94 J. FOLGER	21.200	16	94 J. FOLGER	31.793
17	36 L. MERCADO	17.896	17	94 J. FOLGER	32.523	17	36 L. MERCADO	21.255	17	47 A. BASSANI	31.808
18	23 C. PONSSON	17.912	18	76 S. CAVALIERI	32.553	18	76 S. CAVALIERI	21.278	18	36 L. MERCADO	31.848
19	3 K. NOZANE	17.918	19	32 I. VINALES	32.555	19	32 I. VINALES	21.300	19	32 I. VINALES	31.897
20	32 I. VINALES	17.958	20	23 C. PONSSON	32.625	20	23 C. PONSSON	21.331	20	23 C. PONSSON	32.120
21	84 L. CRESSON	18.017	21	84 L. CRESSON	32.877	21	84 L. CRESSON	21.505	21	84 L. CRESSON	32.148
22	83 L. EPIS	18.498	22	83 L. EPIS	33.206	22	83 L. EPIS	22.026	22	83 L. EPIS	32.671

19/09/2021

These data/results cannot be reproduced, stored and/or transmitted in whole or in part by any manner of electronic, mechanical, photocopying, recording, broadcasting or otherwise now known or herein after developed without the previous express consent by the copyright owner, except for reproduction in daily press and regular printed publications on sale to the public within 60 days of the event related to those data/results and always provided that copyright symbol appears together as follows below.

© DORNA WSBK ORGANIZATION Srl 2021



Hyundai N Catalunya Round, 17-19 September 2021

Ideal Times Warm Up

Circuit de Barcelona 4.657 m

No.	Rider	Nat	Bike	Seg. 1	Seg. 2	Seg. 3	Seg. 4	Ideal Time		
				Diff. 1	Diff. 2	Diff. 3	Diff. 4	Best Lap	Pos.	Diff.
1	1 J. REA	GBR	Kawasaki ZX-10RR	17.644	31.967	20.853 +0.016	31.231	1'41.695 1'41.711	1	0.016
2	55 A. LOCATELLI	ITA	Yamaha YZF R1	17.573 +0.060	31.925	20.959 +0.024	31.345	1'41.802 1'41.886	2	0.084
3	21 M. RINALDI	ITA	Ducati Panigale V4 R	17.529 +0.073	32.002	20.901 +0.056	31.384 +0.037	1'41.816 1'41.982	3	0.166
4	31 G. GERLOFF	USA	Yamaha YZF R1	17.556 +0.010	32.070 +0.136	20.942 +0.002	31.364	1'41.932 1'42.080	4	0.148
5	54 T. RAZGATLIOGLU	TUR	Yamaha YZF R1	17.551	32.103 +0.010	21.033	31.296 +0.132	1'41.983 1'42.125	6	0.142
6	91 L. HASLAM	GBR	Honda CBR1000 RR-R	17.686 +0.017	32.014 +0.148	20.983 +0.019	31.337 +0.196	1'42.020 1'42.400	10	0.380
7	19 A. BAUTISTA	ESP	Honda CBR1000 RR-R	17.553 +0.055	32.098	20.852 +0.036	31.517	1'42.020 1'42.111	5	0.091
8	66 T. SYKES	GBR	BMW M 1000 RR	17.797 +0.055	31.897 +0.102	21.017	31.394	1'42.105 1'42.262	8	0.157
9	45 S. REDDING	GBR	Ducati Panigale V4 R	17.610	32.217	20.868	31.535 +0.007	1'42.230 1'42.237	7	0.007
10	22 A. LOWES	GBR	Kawasaki ZX-10RR	17.645	32.168	21.000 +0.086	31.490	1'42.303 1'42.389	9	0.086
11	60 M. VAN DER MARK	NED	BMW M 1000 RR	17.599	32.117	21.149	31.481 +0.077	1'42.346 1'42.423	11	0.077
12	44 L. MAHIAS	FRA	Kawasaki ZX-10RR	17.760	32.158 +0.050	21.143 +0.043	31.444 +0.010	1'42.505 1'42.608	12	0.103
13	7 C. DAVIES	GBR	Ducati Panigale V4 R	17.650	32.372 +0.050	20.922 +0.141	31.634	1'42.578 1'42.769	13	0.191
14	47 A. BASSANI	ITA	Ducati Panigale V4 R	17.765	32.287	21.008	31.808	1'42.868 1'42.868	14	
15	3 K. NOZANE	JPN	Yamaha YZF R1	17.918 +0.191	32.385	21.197 +0.065	31.765 +0.131	1'43.265 1'43.652	18	0.387
16	94 J. FOLGER	GER	BMW M 1000 RR	17.816	32.523 +0.049	21.200	31.793 +0.091	1'43.332 1'43.472	15	0.140
17	36 L. MERCADO	ARG	Honda CBR1000 RR-R	17.896 +0.069	32.337 +0.068	21.255 +0.023	31.848 +0.025	1'43.336 1'43.521	16	0.185
18	76 S. CAVALIERI	ITA	Ducati Panigale V4 R	17.837 +0.131	32.553	21.278	31.776	1'43.444 1'43.575	17	0.131
19	32 I. VINALES	ESP	Kawasaki ZX-10RR	17.958	32.555 +0.110	21.300 +0.087	31.897 +0.137	1'43.710 1'44.044	19	0.334
20	23 C. PONSSON	FRA	Yamaha YZF R1	17.912	32.625 +0.056	21.331	32.120	1'43.988 1'44.044	20	0.056
21	84 L. CRESSON	BEL	Kawasaki ZX-10RR	18.017	32.877 +0.062	21.505 +0.050	32.148	1'44.547 1'44.659	21	0.112
22	83 L. EPIS	AUS	Kawasaki ZX-10RR	18.498	33.206	22.026	32.671 +0.069	1'46.401 1'46.470	22	0.069
Overall Ideal Time				17.529	31.897	20.852	31.231	1'41.509		

19/09/2021

These data/results cannot be reproduced, stored and/or transmitted in whole or in part by any manner of electronic, mechanical, photocopying, recording, broadcasting or otherwise now known or herein after developed without the previous express consent by the copyright owner, except for reproduction in daily press and regular printed publications on sale to the public within 60 days of the event related to those data/results and always provided that copyright symbol appears together as follows below.

© DORNA WSBK ORGANIZATION Srl 2021

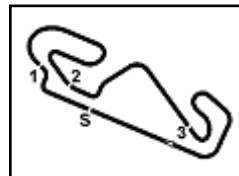
FICR PERUGIA TIMING



Official Tyre Supplier



Official Timekeeper



Circuit de Barcelona 4.657 m

1 / 3

Hyundai N Catalunya Round, 17-19 September 2021

Chronological Analysis Warm Up

1° J. REA (1'41.711)							
Lap	Seg.1	Seg.2	Seg.3	Seg.4	Lap Time	km/h	Local Time
1		33.531	22.110	32.432	206,9	9:01'50.636	
2	17.945	32.187	21.067	31.484	1'42.683	307,7	9:03'33.319
3	17.828	31.976	21.048	31.458	1'42.310	311,2	9:05'15.629
4	17.723	32.069	21.067	51.128	2'01.987CP	310,3	9:07'17.616
5	13'04.040	33.055	21.755	34.542	1'43.392P	215,1	9:21'51.008
6	17.834	32.061	20.926	31.381	1'42.202	312,1	9:23'33.210
7	17.644	31.967	20.869	31.231	1'41.711	311,2	9:25'14.921
8	17.938	34.671	21.024	31.392	1'45.025	312,1	9:26'59.946
9	17.703	32.065	20.853	31.405	1'42.026	313,0	9:28'41.972

2° 55 A. LOCATELLI (1'41.886)							
Lap	Seg.1	Seg.2	Seg.3	Seg.4	Lap Time	km/h	Local Time
1		34.556	21.868	32.766	143,4	9:02'14.939	
2	17.962	32.399	21.261	31.887	1'43.509	314,0	9:03'58.448
3	17.706	32.325	21.371	31.624	1'43.026	315,8	9:05'41.474
4	17.769	32.331	21.796	46.646	1'58.542CP	314,9	9:07'40.016
5	12'47.719	35.544	27.933	39.181	1'43'30.377P	204,9	9:22'10.393
6	17.868	32.058	21.426	35.236	1'46.588	314,0	9:23'56.981
7	17.633	31.925	20.983	31.345	1'41.886	318,6	9:25'38.867
8	17.573	31.999	20.959	31.510	1'42.041	318,6	9:27'20.908
9	17.623	32.157	21.048	31.579	1'42.407	317,6	9:29'03.315

3° 21 M. RINALDI (1'41.982)							
Lap	Seg.1	Seg.2	Seg.3	Seg.4	Lap Time	km/h	Local Time
1		34.636	21.692	32.478	221,3	9:02'38.994	
2	18.015	32.382	21.170	32.018	1'43.585	314,0	9:04'22.579
3	17.743	32.252	21.077	31.528	1'42.600	315,8	9:06'05.179
4	18.679	35.815	23.681	45.963	2'04.138CP	314,9	9:08'09.317
5	12'50.225	33.488	21.388	32.317	1'41'17.418P	222,7	9:22'26.735
6	17.742	32.236	21.124	31.657	1'42.759	314,0	9:24'09.494
7	17.591	32.119	21.016	31.384	1'42.110	314,9	9:25'51.604
8	17.602	32.002	20.957	31.421	1'41.982	315,8	9:27'33.586
9	17.529	32.055	20.901	31.523	1'42.008	314,9	9:29'15.594

4° 31 G. GERLOFF (1'42.080)							
Lap	Seg.1	Seg.2	Seg.3	Seg.4	Lap Time	km/h	Local Time
1		34.634	21.950	32.220	169,3	9:02'07.877	
2	17.943	32.303	21.237	31.595	1'43.078	315,8	9:03'50.955
3	17.770	32.070	21.077	31.477	1'42.394	314,9	9:05'33.349
4	17.617	32.076	23.516	46.333	1'59.542CP	313,0	9:07'32.891
5	13'16.244	33.307	21.554	31.745	1'44'2.850P	198,2	9:22'15.741
6	17.766	32.156	20.948	31.431	1'42.301	313,0	9:23'58.042
7	17.721	32.139	20.961	31.384	1'42.205	317,6	9:25'40.247
8	17.566	32.206	20.944	31.364	1'42.080	315,8	9:27'22.327
9	17.556	32.230	20.942	31.491	1'42.219	314,9	9:29'04.546

5° 19 A. BAUTISTA (1'42.111)							
Lap	Seg.1	Seg.2	Seg.3	Seg.4	Lap Time	km/h	Local Time
1		34.003	21.947	32.278	206,5	9:02'08.441	
2	18.814	32.812	21.542	31.834	1'45.002	294,3	9:03'53.443
3	18.008	32.186	20.852	45.047	1'56.093P	292,7	9:05'49.536
4	16'11.422	33.178	21.338	31.945	1'37'883P	214,7	9:23'27.419
5	17.728	32.395	21.138	31.522	1'42.783	319,5	9:25'10.202
6	17.612	32.206	21.018	31.620	1'42.456	320,5	9:26'52.658
7	17.553	32.207	20.996	31.548	1'42.304	319,5	9:28'34.962
8	17.608	32.098	20.888	31.517	1'42.111	319,5	9:30'17.073

6° 54 T. RAZGATLIOGLU (1'42.125)							
Lap	Seg.1	Seg.2	Seg.3	Seg.4	Lap Time	km/h	Local Time
1		35.205	21.925	32.308	195,3	9:02'19.134	

7° 45 S. REDDING (1'42.237)							
Lap	Seg.1	Seg.2	Seg.3	Seg.4	Lap Time	km/h	Local Time
1		35.089	22.038	32.747	218,2	9:02'31.713	
2	18.066	32.501	21.005	33.029	1'44.601	314,0	9:04'16.314
3	17.785	32.306	20.989	31.581	1'42.661	312,1	9:05'58.975
4	18.046	33.924	22.376	44.080	1'58.426CP	314,9	9:07'57.401
5	12'45.069	33.302	21.662	32.404	1'41'12.437P	220,9	9:22'09.838
6	17.856	32.347	21.024	31.606	1'42.833	314,9	9:23'52.671
7	17.620	32.229	20.901	31.535	1'42.285	315,8	9:25'34.956
8	17.610	32.217	20.868	31.542	1'42.237	317,6	9:27'17.193
9	17.654	32.239	21.024	31.751	1'42.668	318,6	9:28'59.861

8° 66 T. SYKES (1'42.262)							
Lap	Seg.1	Seg.2	Seg.3	Seg.4	Lap Time	km/h	Local Time
1		35.714	23.429	33.343	178,2	9:03'16.957	
2	19.393	33.082	22.045	32.278	1'46.798	254,1	9:05'03.755
3	17.797	31.897	21.070	47.074	1'57.838CP	310,3	9:07'01.593
4	14'01.185	34.244	21.951	32.090	1'52'9.470P	178,2	9:22'31.063
5	17.852	31.999	21.017	31.394	1'42.262	313,0	9:24'13.325
6	17.841	32.091	21.192	31.524	1'42.648	313,0	9:25'55.973
7	17.844	32.181	21.123	31.516	1'42.664	311,2	9:27'38.637
8	17.825	32.202	21.109	31.649	1'42.785	313,0	9:29'21.422

9° 22 A. LOWES (1'42.389)							
Lap	Seg.1	Seg.2	Seg.3	Seg.4	Lap Time	km/h	Local Time
1		34.216	21.934	31.895	181,2	9:02'06.462	
2	17.773	32.243	21.267	31.735	1'43.018	314,0	9:03'49.480
3	17.858	32.219	21.114	31.594	1'42.785	319,5	9:05'32.265
4	17.707	32.344	25.160	47.642	2'02.853CP	315,8	9:07'35.118
5	13'00.305	33.446	26.444	37.562	1'43'7.757P	194,2	9:22'12.875
6	17.990	32.339	21.115	31.623	1'43.067	314,9	9:23'55.942
7	17.765	32.339	21.153	31.572	1'42.829	318,6	9:25'38.771
8	17.809	32.229	21.000	31.513	1'42.551	315,8	9:27'21.322
9	17.645	32.168	21.086	31.490	1'42.389	318,6	9:29'03.711

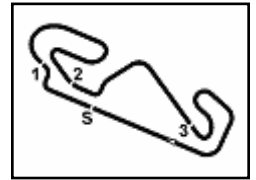
10° 91 L. HASLAM (1'42.400)							
Lap	Seg.1	Seg.2	Seg.3	Seg.4	Lap Time	km/h	Local Time
1		32.954	21.870	32.611	205,7	9:01'51.077	
2	17.702	32.259	21.115	31.337	1'42.413	318,6	9:03'33.490
3	17.904	32.014	20.983	31.718	1'42.619	306,8	9:05'16.109
4	17.747	32.048	21.002	52.025	2'02.822CP	315,8	9:07'18.931
5	13'03.274	32.992	21.581	32.183	1'43'0.030P	206,1	9:21'48.961
6	17.772	32.414	21.096	34.898	1'46.180	316,7	9:23'35.141
7	17.703	32.162	21.002	31.533	1'42.400	317,6	9:25'17.541
8	18.051	33.552	21.182	31.580	1'44.365	319,5	9:27'01.906
9	17.686	32.131	20.998	31.601	1'42.416	316,7	9:28'44.322

11° 60 M. VAN DER MARK (1'42.423)							
Lap	Seg.1	Seg.2	Seg.3	Seg.4	Lap Time	km/h	Local Time
1		33.838	22.382	32.399	205,7	9:02'04.604	
2	17.648	32.196	21.229	31.706	1'42.779	313,0	9:03'47.383
3	17.802	32.146	21.207	31.676	1'42.831	311,2	9:05'30.214
4	17.840	32.313	24.138	46.589	2'00.880CP	311,2	9:07'31.094

19/09/2021 P = Pits In/Out - C = Lap Time Cancelled

These data/results cannot be reproduced, stored and/or transmitted in whole or in part by any manner of electronic, mechanical, photocopying, recording, broadcasting or otherwise now known or herein after developed without the previous express consent by the copyright owner, except for reproduction in daily press and regular printed publications on sale to the public within 60 days of the event related to those data/results and always provided that copyright symbol appears together as follows below.

© DORNA WSBK ORGANIZATION Srl 2021



Hyundai N Catalunya Round, 17-19 September 2021 Chronological Analysis Warm Up

7	18.513	33.370	22.298	32.671	1'46.852	297,5	9:25'24.544
8	18.610	33.284	22.398	33.173	1'47.465	296,7	9:27'12.009
9	18.613	33.673	22.416	33.168	1'47.870	295,1	9:28'59.879

19/09/2021 P = Pits In/Out - C = Lap Time Cancelled

These data/results cannot be reproduced, stored and/or transmitted in whole or in part by any manner of electronic, mechanical, photocopying, recording, broadcasting or otherwise now known or herein after developed without the previous express consent by the copyright owner, except for reproduction in daily press and regular printed publications on sale to the public within 60 days of the event related to those data/results and always provided that copyright symbol appears together as follows below.

© DORNA WSBK ORGANIZATION Srl 2021

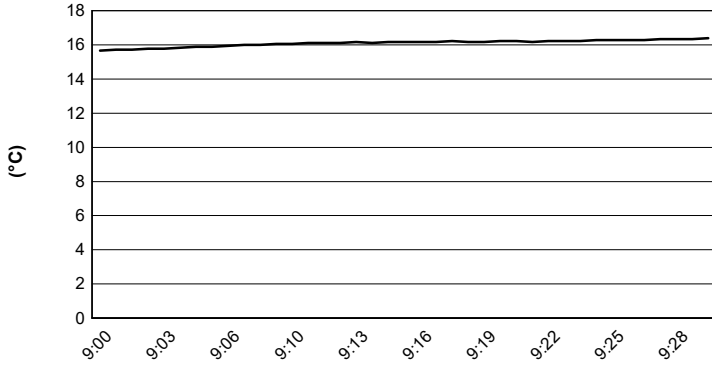
Hyundai N Catalunya Round, 17-19 September 2021

Weather Report Warm Up

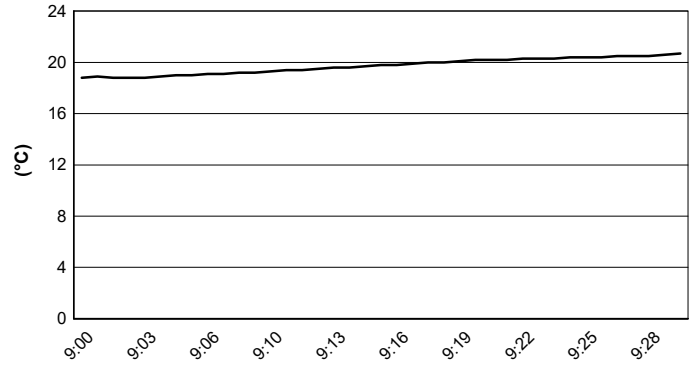
Session started 09:00 - Session ended 9:30

Circuit de Barcelona 4.657 m

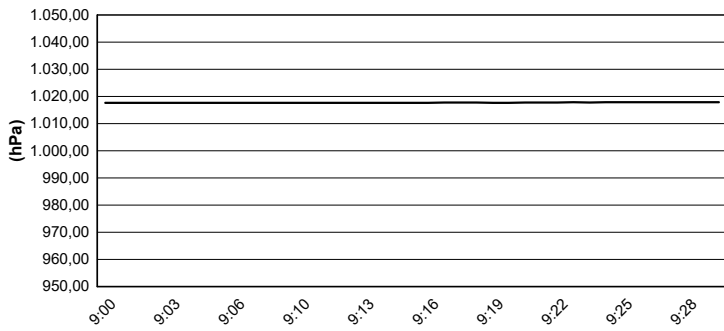
Air Temperature



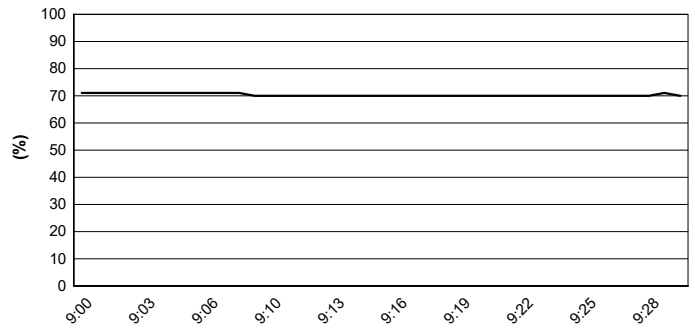
Track Temperature



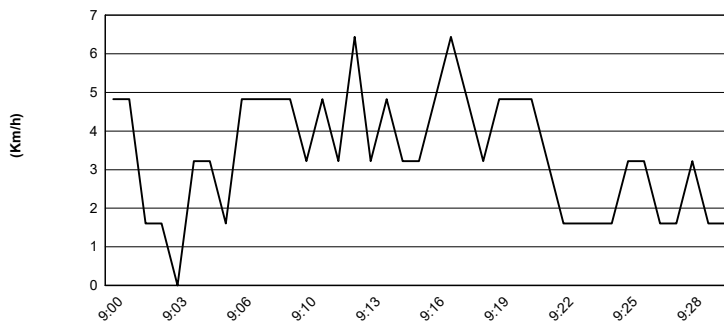
Air Pressure



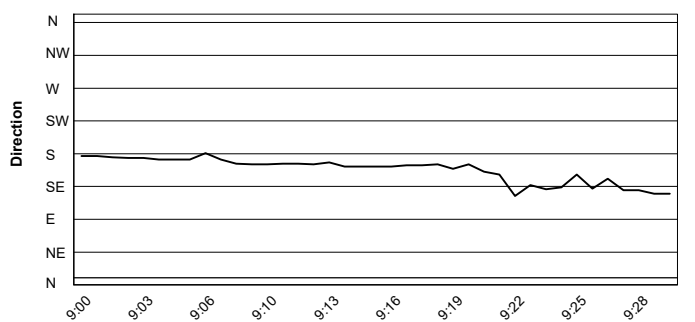
Humidity



Wind Speed



Wind Direction



19/09/2021

These data/results cannot be reproduced, stored and/or transmitted in whole or in part by any manner of electronic, mechanical, photocopying, recording, broadcasting or otherwise now known or herein after developed without the previous express consent by the copyright owner, except for reproduction in daily press and regular printed publications on sale to the public within 60 days of the event related to those data/results and always provided that copyright symbol appears together as follows below.

© DORNA WSBK ORGANIZATION Srl 2021