

Hyundai N Catalunya Round, 17-19 September 2021

Results Race 1

Laps 18 = 83,826 Km - Time of Race 37'10.278 - Avg. 135,308 km/h

Pos	Grid	No. Rider	Nat	Team	Bike	Class	LL	Gap	Rel.	Fastest Lap	Speed	Qualifying	Speed
1	2	21 R. KRUMMENACHER	SUI	CM Racing	Yamaha YZF R6		18			1'56.306	266,7	1'44.749	277,6
2	1	81 M. GONZALEZ	ESP	Yamaha ParkinGo Team	Yamaha YZF R6		18	16.226	16.226	1'55.759	268,7	1'44.593	279,8
3	4	3 R. DE ROSA	ITA	Orelac Racing VerdNatura	Kawasaki ZX-6R		18	16.273	0.047	1'55.671	272,0	1'44.867	274,8
4	10	61 C. ONCU	TUR	Kawasaki Puccetti Racing	Kawasaki ZX-6R		18	22.280	6.007	1'56.487	269,3	1'45.375	274,8
5	P 5	5 P. OETTL	GER	Kawasaki Puccetti Racing	Kawasaki ZX-6R		18	32.844	10.564	1'58.864	270,7	1'45.048	279,1
6	25	85 L. ARBEL	FRA	Andotrans Team Torrento	Yamaha YZF R6		18	33.689	0.845	1'55.264	269,3	1'46.403	274,8
7	8	38 H. SOOMER	EST	Kallio Racing	Yamaha YZF R6		18	34.913	1.224	1'57.743	270,7	1'45.241	280,5
8	P 6	4 S. ODENDAAL	RSA	Evan Bros. WorldSSP Yamaha Team	Yamaha YZF R6		18	42.188	7.275	1'56.876	266,7	1'45.108	276,9
9	15	56 P. SEBESTYEN	HUN	Evan Bros. WorldSSP Yamaha Team	Yamaha YZF R6		18	50.740	8.552	1'58.716	269,3	1'45.635	272,7
10	12	28 G. VAN STRAALLEN	NED	EAB Racing Team	Yamaha YZF R6		18	52.846	2.106	1'58.982	266,7	1'45.384	276,2
11	P23	9 S. JESPERSEN	DEN	Ten Kate Racing Yamaha	Yamaha YZF R6		18	59.585	6.739	1'58.307	270,7	1'46.257	274,1
12	18	71 C. BERGMAN	SWE	Wojcik Racing Team	Yamaha YZF R6		18	1'02.193	2.608	1'58.617	270,0	1'45.883	274,8
13	P28	55 G. HENDRA PRATAMA	INA	Ten Kate Racing Yamaha	Yamaha YZF R6		18	1'08.347	6.154	1'59.192	268,0	1'46.930	281,3
14	26	95 V. TAKALA	FIN	Kallio Racing	Yamaha YZF R6		18	1'12.823	4.476	1'59.823	266,7	1'46.427	272,7
15	29	14 L. CAUCHI	FRA	GMT94 Yamaha	Yamaha YZF R6		18	1'18.156	5.333	1'59.077	260,2	1'46.995	274,1
16	14	40 U. ORRADRE	ESP	Yamaha MS Racing	Yamaha YZF R6		18	1'32.166	14.010	1'59.902	265,4	1'45.586	277,6
17	20	31 D. VALLE	ESP	Yamaha MS Racing	Yamaha YZF R6		18	1'33.574	1.408	1'58.057	265,4	1'46.050	274,1
18	9	94 F. CARICASULO	ITA	Biblion Iberica Yamaha Motoxacing	Yamaha YZF R6	*	18	1'44.057	10.483	1'57.757	264,1	1'45.334	279,8
19	3	66 N. TUULI	FIN	MV Agusta Corse Clienti	MV Agusta F3 675		18	1'49.784	5.727	1'52.002	268,0	1'44.782	272,7
20	30	42 S. FROSSARD	SUI	Moto Team Jura Vitesse	Yamaha YZF R6	*	17	1 Lap	1 Lap	1'59.978	265,4	1'46.997	275,5
21	19	84 M. FABRIZIO	ITA	G.A.P. MOTOZOO Racing by Puccetti	Kawasaki ZX-6R		17	1 Lap	0.510	1'49.275	270,0	1'46.040	274,1
22	34	92 B. VAN EERDE	AUS	IXS-YART Yamaha	Yamaha YZF R6		17	1 Lap	1.043	1'59.349	261,5	1'48.134	273,4
23	27	24 L. TACCINI	ITA	Orelac Racing VerdNatura	Kawasaki ZX-6R	*	17	1 Lap	6.173	1'59.876	266,7	1'46.662	274,1
24	33	45 S. KAWASAKI	JPN	G.A.P. MOTOZOO Racing by Puccetti	Kawasaki ZX-6R	*	17	1 Lap	1.703	2'01.198	259,6	1'48.019	277,6
25	7	22 F. FULIGNI	ITA	VFT Racing	Yamaha YZF R6		17	1 Lap	3.931	1'49.810	274,1	1'45.156	279,1
26	11	52 P. HOBELSBERGER	GER	Bonovo MGM Racing	Yamaha YZF R6		17	1 Lap	1.470	1'50.826	272,0	1'45.376	275,5
27	17	25 M. BRENNER	SUI	VFT Racing	Yamaha YZF R6		17	1 Lap	27.676	1'58.775	268,7	1'45.838	274,1
28	24	88 M. PATACCA	ITA	Biblion Iberica Yamaha Motoxacing	Yamaha YZF R6		17	1 Lap	7.015	1'59.520	267,3	1'46.374	270,0
29	21	70 M. ALCOBA	ESP	Yamaha MS Racing	Yamaha YZF R6		17	1 Lap	39.646	1'57.943	268,7	1'46.199	276,9
30	16	34 K. MANFREDI	ITA	Allgo Racing Team	Yamaha YZF R6	*	16	2 Laps	1 Lap	1'53.885	264,7	1'45.703	279,1
31	35	44 B. SAHIN	SUI	Allgo Racing Team	Yamaha YZF R6		15	3 Laps	1 Lap	2'06.015	259,6	1'49.681	271,4
-----Not Classified-----													
RET	31	2 L. MONTELLA	ITA	Chiodo Moto Racing	Yamaha YZF R6	*	12	6 Laps		2'03.432	260,9	1'47.418	273,4
RET	22	96 D. SANCHIS MARTINEZ	ESP	WRP Wepol Racing	Yamaha YZF R6		8	10 Laps		2'05.794	260,2	1'46.244	271,4
RET	13	30 A. VERDOIA	FRA	GMT94 Yamaha	Yamaha YZF R6		3	15 Laps			259,6	1'45.449	274,8
RET	32	69 E. MONTERO HUERTA	ESP	DK Motorsport	Yamaha YZF R6	*	2	16 Laps			231,8	1'47.796	272,0

AIR	Humidity:	70%	Temp:	25°C
TRACK	Condition:	Dry	Temp:	30°C

Records	Pole (SP)	2021	M.Gonzalez	1'44.593	160,29 Km/h
	All Times (SP)	2021	M.Gonzalez	1'44.593	160,29 Km/h
Race Fastest Lap	(New Record)	Lap 14	M.Fabrizio	1'49.275	153,42 Km/h

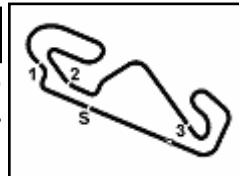
LAP LEADERS				
No. Rider	From	To	Laps	Total
61 C. ONCU	1	1	1	1
81 M. GONZALEZ	2	2	1	1
85 L. ARBEL	3	6	4	4
21 R. KRUMMENACHER	7	18	12	12

TOTAL LEADER LAPS			
No. Rider	Laps		
77 D. AEGERTER	104	85 L. ARBEL	4
4 S. ODENDAAL	53	61 C. ONCU	2
5 P. OETTL	37		
21 R. KRUMMENACHER	12		
16 J. CLUZEL	10		
71 C. BERGMAN	10		
81 M. GONZALEZ	7		

Start 18/09/2021 13:45 End 14:25 The results are provisional until the end of the time limit for protests and appeals and the completion of the technical checks.

These data/results cannot be reproduced, stored and/or transmitted in whole or in part by any manner of electronic, mechanical, photocopying, recording, broadcasting or otherwise now known or herein after developed without the previous express consent by the copyright owner, except for reproduction in daily press and regular printed publications on sale to the public within 60 days of the event related to those data/results and always provided that copyright symbol appears together as follows below.

© DORNA WSBK ORGANIZATION Srl 2021



Hyundai N Catalunya Round, 17-19 September 2021 Results Race 1

* WorldSSP Challenge

18/09/2021 Start End The results are provisional until the end of the time limit for protests and appeals
13:45 14:25 and the completion of the technical checks.

These data/results cannot be reproduced, stored and/or transmitted in whole or in part by any manner of electronic, mechanical, photocopying, recording, broadcasting or otherwise now known or herein after developed without the previous express consent by the copyright owner, except for reproduction in daily press and regular printed publications on sale to the public within 60 days of the event related to those data/results and always provided that copyright symbol appears together as follows below.

© DORNA WSBK ORGANIZATION Srl 2021

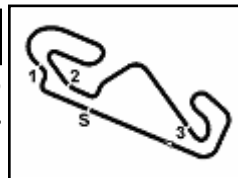
FKR PERUGIA TIMING



Official Tyre Supplier



Official Timekeeper



Hyundai N Catalunya Round, 17-19 September 2021 Results Race 1

Race Highlights

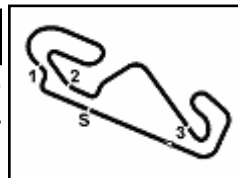
Time	No. Rider	Description
13.39.48	96 Sanchis Martinez	Will start the race from the back of the grid (tyre pressure)
13.43.04		Warm-up Lap Start
13.45.54		Start
13.45.55		WHITE FLAG
13.49.46	81 Gonzalez	Entered Pits
13.49.50	4 Odendaal	Entered Pits
13.49.50	61 Oncu	Entered Pits
13.49.50	5 Oettl	Entered Pits
13.49.51	21 Krummenacher	Entered Pits
13.49.52	22 Fuligni	Entered Pits
13.49.53	3 De Rosa	Entered Pits
13.49.57	66 Tuuli	Entered Pits
13.50.00	24 Taccini	Entered Pits
13.50.00	28 van Straalen	Entered Pits
13.50.00	30 Verdoia	Entered Pits
13.50.01	42 Frossard	Entered Pits
13.50.01	71 Bergman	Entered Pits
13.50.02	94 Caricasulo	Entered Pits
13.50.03	38 Soomer	Entered Pits
13.50.03	56 Sebestyen	Entered Pits
13.50.03	95 Takala	Entered Pits
13.50.04	52 Hobelsberger	Entered Pits
13.50.06	9 Jespersen	Entered Pits
13.50.08	34 Manfredi	Entered Pits
13.50.10	69 Montero Huerta	Entered Pits
13.50.12	55 Hendra Pratama	Entered Pits
13.50.12	40 Orradre	Entered Pits
13.50.13	92 Van Eerde	Entered Pits
13.50.13	70 Alcoba	Entered Pits
13.50.16	14 Cauchi	Entered Pits
13.50.16	31 Valle	Entered Pits
13.50.17	84 Fabrizio	Entered Pits
13.50.19	88 Patacca	Entered Pits
13.50.19	44 Sahin	Entered Pits
13.50.30	96 Sanchis Martinez	Entered Pits
13.50.32	2 Montella	Entered Pits
13.50.36	25 Brenner	Entered Pits
13.51.06	4 Odendaal	Exited Pits
13.51.11	5 Oettl	Exited Pits
13.51.20	21 Krummenacher	Exited Pits
13.51.22	30 Verdoia	Exited Pits
13.51.24	9 Jespersen	Exited Pits
13.51.27	61 Oncu	Exited Pits
13.51.29	55 Hendra Pratama	Exited Pits
13.51.30	24 Taccini	Double Long Lap Penalty - Jump Start
13.51.30	69 Montero Huerta	Double Long Lap Penalty - Jump Start
13.51.30	95 Takala	Double Long Lap Penalty - Jump Start
13.51.30	28 van Straalen	Exited Pits
13.51.30	3 De Rosa	Exited Pits
13.51.35	56 Sebestyen	Exited Pits
13.51.35	95 Takala	Exited Pits
13.51.36	81 Gonzalez	Exited Pits
13.51.37	38 Soomer	Exited Pits
13.51.38	14 Cauchi	Exited Pits
13.51.43	22 Fuligni	Exited Pits
13.51.46	71 Bergman	Exited Pits
13.51.46	66 Tuuli	Exited Pits
13.51.47	52 Hobelsberger	Exited Pits
13.51.50	24 Taccini	Exited Pits
13.51.50	40 Orradre	Exited Pits
13.51.55	84 Fabrizio	Exited Pits
13.52.10	31 Valle	Exited Pits
13.52.28	42 Frossard	Exited Pits
13.52.38	45 Kawasaki	Entered Pits
13.52.39	92 Van Eerde	Exited Pits
	Start	End

The results are provisional until the end of the time limit for protests and appeals and the completion of the technical checks.

18/09/2021 13:45 14:25

These data/results cannot be reproduced, stored and/or transmitted in whole or in part by any manner of electronic, mechanical, photocopying, recording, broadcasting or otherwise now known or herein after developed without the previous express consent by the copyright owner, except for reproduction in daily press and regular printed publications on sale to the public within 60 days of the event related to those data/results and always provided that copyright symbol appears together as follows below.

© DORNA WSBK ORGANIZATION Srl 2021



Hyundai N Catalunya Round, 17-19 September 2021

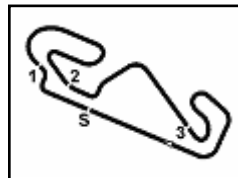
Results Race 1

13.52.46	94 Caricasulo	Exited Pits
13.52.46	88 Patacca	Exited Pits
13.53.11	96 Sanchis Martinez	Exited Pits
13.53.13	25 Brenner	Exited Pits
13.53.27	69 Montero Huerta	Exited Pits
13.54.01	70 Alcoba	Exited Pits
13.54.05	69 Montero Huerta	Crashed - Turn 1
13.54.05	30 Verdoia	Crashed - Turn 1
13.54.17	45 Kawasaki	Exited Pits
13.54.20	24 Taccini	1xLLP Penalty Completed
13.54.22	34 Manfredi	Exited Pits
13.55.19	2 Montella	Exited Pits
13.56.29	24 Taccini	2xLLP Penalty Completed (Under Yellow Flag)
13.56.45	44 Sahin	Exited Pits
13.57.13	30 Verdoia	Medical Centre
13.57.13	69 Montero Huerta	Medical Centre
14.00.08	4 Odendaal	will be penalized by 25.845 for P.I.T. Infraction
14.00.21	95 Takala	1x LLP Penalty Completed
14.02.21	95 Takala	2xLLP Penalty Completed
14.02.59	5 Oettl	will be penalized by 1.995 for P.I.T. Infraction
14.03.54	9 Jespersen	will be penalized by 17.795 for P.I.T. Infraction
14.04.31	84 Fabrizio	Entered Pits
14.04.34	55 Hendra Pratama	will be penalized by 19.450 for P.I.T. Infraction
14.04.36	34 Manfredi	Entered Pits
14.05.52	96 Sanchis Martinez	Entered Pits
14.06.10	52 Hobelsberger	Entered Pits
14.06.12	84 Fabrizio	Exited Pits
14.06.36	34 Manfredi	Exited Pits
14.07.38	52 Hobelsberger	Exited Pits
14.07.41	69 Montero Huerta	Out
14.07.43	30 Verdoia	Out
14.10.07	22 Fuligni	Entered Pits
14.10.07	66 Tuuli	Entered Pits
14.11.33	66 Tuuli	Exited Pits
14.12.02	22 Fuligni	Exited Pits
14.12.54		2/3 of Race Distance Completed
14.15.42	24 Taccini	Ride Through
14.16.19	2 Montella	Entered Pits
14.17.58	2 Montella	Retired
14.18.34	24 Taccini	Entered Pits
14.19.10	24 Taccini	Exited Pits
14.21.03	96 Sanchis Martinez	Out
14.24.50		All P.I.T. penalties applied
14.25.54		End Of Session

Start End The results are provisional until the end of the time limit for protests and appeals
 18/09/2021 13:45 14:25 and the completion of the technical checks.

These data/results cannot be reproduced, stored and/or transmitted in whole or in part by any manner of electronic, mechanical, photocopying, recording, broadcasting or otherwise now known or herein after developed without the previous express consent by the copyright owner, except for reproduction in daily press and regular printed publications on sale to the public within 60 days of the event related to those data/results and always provided that copyright symbol appears together as follows below.

© DORNA WSBK ORGANIZATION Srl 2021



Hyundai N Catalunya Round, 17-19 September 2021 Championship Standings

Circuit de Barcelona 4.657 m

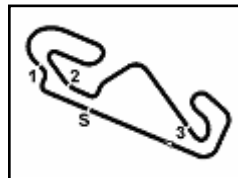
1 / 3

Points	Points From First	Points From Previous	May		May		June		July		August		August		September		September		September		October		October		November	
			ARAGON	ESTORIL	MISANO	ASSEN	MOST	NAVARRA	MAGNY-COURS	BARCELONA	JEREZ	PORTIMAO	VILLICUM	MANDALIKA												
1 AEGERTER Dominique (SUI)	302		20 2	11 2	13 2	25 2	25 1	25 1	25 1	25 1	13 1	25 1	25 1	25 1	20 1											
2 ODENDAAL Steven (RSA)	248	54	25 1	25 1	25 1	16 2	11 2	20 2	3 2	25 2	20 2	20 2	10 2	8 2												
3 OETTL Philipp (GER)	189	113	59	16 3	20 4	16 3	10 3	10 4	16 3	20 3	16 3	13 3	9 3	10 3	9 3	13 3	11 3									
4 GONZALEZ Manuel (ESP)	178	124	11	11 5	13 6	11 7	13 6	11 5	13 6	10 6	10 6	20 5	16 6	13 6	25 5	20 4										
5 BERNARDI Luca (SMR)	161	141	17	13 4	9 9	20 4	20 3	20 3	4 4	11 4	10 4	11 5	16 4	16 4	11 4											
6 CLUZEL Jules (FRA)	140	162	21	16 6	16 5	4 8	13 6	16 5	13 5	13 5	9 6	13 6	11 5	16 6												
7 KRUMMENACHER Randy (SUI)	109	193	31	5 11	7 10	7 10	7 10	9 9	8 9	11 8	16 7	5 7	10 7	5 8	2 9	25 7										
8 ONCU Can Alexander (TUR)	103	199	6	6 10	2 13	9 13	8 13	8 11	9 13	9 11	8 10	7 9	8 9	8 9	8 9	16 8	13 8									
9 CARICASULO Federico (ITA)	103	199	0	10 6	4 11	10 11	7 11	7 12	8 10	11 10	10 9	11 8	13 7	10 7	9 7											
10 DE ROSA Raffaele (ITA)	93	209	10	7 9	20 3	10 7	9 8	9 8	9 8	4 9	6 10	7 10	7 10	7 10	7 10	16 10										
11 TUULI Niki (FIN)	69	233	24		5 18	8 14	7 13	7 14	8 14	8 14	7 13	8 12	6 11	9 11	11 11	11 11										
12 SOOMER Hannes (EST)	57	245	12	9 7	13 4	8 6	11 5	6 7	6 7	7 7	8 8	11 11	12 12	12 12	12 12	12 12										
13 BERGMAN Christoffer (SWE)	46	256	11	8 8	10 5	6 8	5 9	5 10	5 10	11 11	13 14	14 14	14 14	14 14	14 13	13 13										
14 ALCOBA Marc (ESP)	40	262	6	9 12	3 12	6 12	6 12	8 14	7 12	7 11	7 12	7 13	13 13	13 13	14 14	14 14										
15 MANFREDI Kevin (ITA)	31	271	9	3 13	4 15	2 15	4 16	4 15	1 15	5 15	3 15	3 15	15 15	15 15	15 15	15 15										
16 SEBESTYEN Peter (HUN)	28	274	3						5 21	4 18	6 18	6 18	18 18	18 18	6 18	7 16										
17 HENDRA PRATAMA Galang (INA)	24	278	4	1 15	6 15		3 15	2 17	2 17	2 15	2 17	5 17	5 16	5 16	3 16	3 17										
18 TAKALA Vertti (FIN)	23	279	1	8 13	3 13	2 15	2 15	6 15	6 17	6 15	6 16	2 16	2 16	2 16	2 16	2 18										
19 JESPERSEN Simon (DEN)	20	282	3									7 21	8 18	8 19	5 19											
20 VERDOIA Andy (FRA)	14	288	6											6 25	8 20	20 20										
21 ARBEL Loic (FRA)	10	292	4													10 21										
22 BRENNER Marcel (SUI)	10	292	0								4 26	6 27	6 20	20 21	21 21											
23 FROSSARD Stephane (SUI)	10	292	0		2 19	1 19		21 22	25 25	25 25	28 28	30 30	32 32	3 25	4 21	21 21										
24 DEBISE Valentin (FRA)	9	293	1								9 19	19 19	21 21	21 21	23 23	24 24										
25 MORAIS Sheridan (POR)	9	293	0					6 19	2 19	2 19	1 19	1 19	19 19	21 21	21 21	23 23	24 24									

18/09/2021 First Line: Championship Standings - Second Line: Ranking Progression

These data/results cannot be reproduced, stored and/or transmitted in whole or in part by any manner of electronic, mechanical, photocopying, recording, broadcasting or otherwise now known or herein after developed without the previous express consent by the copyright owner, except for reproduction in daily press and regular printed publications on sale to the public within 60 days of the event related to those data/results and always provided that copyright symbol appears together as follows below.

© DORNA WSBK ORGANIZATION Srl 2021



Hyundai N Catalunya Round, 17-19 September 2021 Championship Standings

Circuit de Barcelona 4.657 m

2 / 3

	Points	Points From First	Points From Previous	May	May	June	July	August	August	September	September	September	October	October	November						
				ARAGON	ESTORIL	MISANO	ASSEN	MOST	NAVARRA	MAGNY-COURS	BARCELONA	JEREZ	PORTIMAO	VILLICUM	MANDALIKA						
26 SANCHIS MARTINEZ	8	294	1						3	5											
27 HERRERA Maria (ESP)	7	295	1	4	3																
28 VAN STRAALEN Glenn (NED)	6	296	1																		
29 FULIGNI Filippo (ITA)	6	296	0			6															
30 FABRIZIO Michel (ITA)	6	296	0	2																	
31 ENDERLEIN Max (GER)	5	297	1						5												
32 MERCANELLI Roberto (ITA)	5	297	0			5															
33 FULIGNI Federico (ITA)	5	297	0						1												
34 OKUBO Hikari (JPN)	4	298	1							4											
35 ROCCOLI Massimo (ITA)	4	298	0			4															
36 GRUNWALD Luca (GER)	3	299	1						3												
37 PATACCA Matteo (ITA)	3	299	0			3															
38 ORRADRE Unai (ESP)	2	300	1								2										
39 VALLE Daniel (ESP)	2	300	0							2											
40 VOSTATEK Ondrej (CZE)	2	300	0					2													
41 CAUCHI Ludovic (FRA)	1	301	1									1									
42 GUTIERREZ GLESIAS (ESP)	1	301	0							1											
43 OTTAVIANI Luca (ITA)	1	301	0			1															
44 TACCINI Leonardo (ITA)	1	301	0			1															
45 PIZZOLI Davide (ITA)	1	301	0		1																
46 SZKOPEK Pawel (POL)	1	301	0	1																	

18/09/2021 First Line: Championship Standings - Second Line: Ranking Progression

These data/results cannot be reproduced, stored and/or transmitted in whole or in part by any manner of electronic, mechanical, photocopying, recording, broadcasting or otherwise now known or herein after developed without the previous express consent by the copyright owner, except for reproduction in daily press and regular printed publications on sale to the public within 60 days of the event related to those data/results and always provided that copyright symbol appears together as follows below.

© DORNA WSBK ORGANIZATION Srl 2021

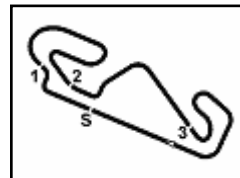
FICR PERUGIA TIMING



Official Tyre Supplier



Official Timekeeper



Hyundai N Catalunya Round, 17-19 September 2021 Championship Standings

Circuit de Barcelona 4.657 m

3 / 3

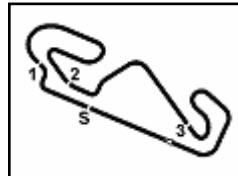
Points	Points From First	Points From Previous	May	May	June	July	August	August	September	September	September	October							
			ARAGON	ESTORIL	MISANO	ASSEN	MOST	NAVARRA	MAGNY-COURS	BARCELONA	JEREZ	PORTIMAO							
WorldSSP Challenge																			
1	MANFREDI	31	3	4	2	4	1	5	3	4	5								
	Kevin (ITA)		2	1	1	1	1	1	1	1	1								
2	CARICASULO	21 10						11	10										
	Federico (ITA)							2	2	2	2								
3	FROSSARD	10 21 11		2	1					3	4								
	Stephane (SUI)			3	3	3	3	3	3	4	4	5	5	4	3				
4	HERRERA	7 24 3	4	3															
	Maria (ESP)		1	1	1	2	2	2	2	2	2	3	3	3	3	4			
5	OKUBO	4 27 3							4										
	Hikari (JPN)								4	4	5	5							
6	TACCINI	1 30 3			1														
	Leonardo (ITA)				4	4	4	4	5	5	6	6	6	6					

18/09/2021 First Line: Championship Standings - Second Line: Ranking Progression

These data/results cannot be reproduced, stored and/or transmitted in whole or in part by any manner of electronic, mechanical, photocopying, recording, broadcasting or otherwise now known or herein after developed without the previous express consent by the copyright owner, except for reproduction in daily press and regular printed publications on sale to the public within 60 days of the event related to those data/results and always provided that copyright symbol appears together as follows below.

© DORNA WSBK ORGANIZATION Srl 2021





Hyundai N Catalunya Round, 17-19 September 2021

Lap Chart Race 1

	Lap																	
	1	2	3	4	5	6	7	8	9	10	11	12	13	14	15	16	17	18
1	61	81	85	85	85	85	21	21	21	21	21	21	21	21	21	21	21	21
2	81	4	45	4	4	21	4	4	4	4	4	4	4	4	4	4	4	81
3	4	5	4	5	21	4	5	5	5	5	5	5	5	5	81	81	81	3
4	5	61	5	21	5	5	85	85	85	81	81	81	81	81	61	3	3	4
5	3	21	21	61	61	61	61	61	61	3	3	3	3	61	3	61	61	61
6	22	22	30	28	55	81	81	81	81	61	61	61	61	3	5	5	5	5
7	66	3	61	55	3	3	3	3	3	85	38	38	38	38	38	38	38	85
8	21	66	28	9	81	55	55	55	55	85	55	9	9	9	85	85	38	
9	28	24	55	3	9	9	9	38	38	38	55	9	55	55	85	9	9	9
10	94	85	9	81	28	38	38	9	9	9	9	85	85	85	55	55	55	55
11	52	28	3	38	38	28	28	28	28	56	56	56	56	56	56	56	56	56
12	24	42	81	95	95	95	56	56	56	28	28	28	28	28	28	28	28	28
13	71	30	38	56	56	56	95	95	95	95	95	95	95	95	95	71	71	71
14	56	45	56	71	71	71	71	71	71	71	71	71	71	71	71	95	95	95
15	42	94	95	14	66	66	66	66	22	22	14	14	14	14	14	14	14	14
16	30	71	14	66	14	22	22	22	66	66	22	40	40	40	40	40	40	40
17	38	38	71	22	22	14	14	52	14	14	66	24	24	24	31	31	31	31
18	88	56	22	52	52	52	52	14	40	40	40	31	31	31	94	94	94	94
19	95	95	66	40	40	40	40	40	52	31	31	94	94	94	24	42	66	66
20	9	52	52	24	24	24	24	31	24	24	42	42	42	42	66	42		
21	34	9	40	84	84	31	31	31	24	94	94	45	92	92	92	92	84	
22	70	34	24	31	31	84	84	84	94	45	42	92	45	45	45	24	92	
23	40	69	84	45	45	45	45	45	45	42	45	66	66	66	66	45	24	
24	84	55	31	42	94	94	94	94	42	92	92	88	84	84	84	84	45	
25	85	40	42	94	42	42	42	42	92	88	88	52	52	52	22	22	22	
26	45	70	92	92	92	92	92	92	88	52	52	25	25	22	52	52	52	
27	55	92	94	88	88	88	88	88	25	25	25	84	88	25	25	25	25	
28	14	31	88	96	96	96	25	25	84	84	84	22	22	88	88	88	88	
29	92	14	96	25	25	25	96	96	70	70	70	70	70	70	70	70	70	
30	31	84	25	70	70	70	70	70	2	2	2	34	34	34	34	34		
31	69	88	70	34	34	34	34	2	34	34	34	2	44	44	44			
32	44	44	34	2	2	2	2	34	44	44	44	44						
33	96	96	2	44	44	44	44	44										
34	2	2	44															
35	25	25																

Final Result		
1	21 R. KRUMMENACHER	Laps 18
2	81 M. GONZALEZ	16.226
3	3 R. DE ROSA	16.273
4	61 C. ONCU	22.280
5	5 P. OETTL (P)	32.844
6	85 L. ARBEL	33.689
7	38 H. SOOMER	34.913
8	4 S. ODENDAAL (P)	42.188
9	56 P. SEBESTYEN	50.740
10	28 G. VAN STRAALEN	52.846
11	9 S. JESPERSEN (P)	59.585
12	71 C. BERGMAN	1'02.193
13	55 G. HENDRA PRATAM	1'08.347
14	95 V. TAKALA	1'12.823
15	14 L. CAUCHI	1'18.156
16	40 U. ORRADRE	1'32.166
17	31 D. VALLE	1'33.574
18	94 F. CARICASULO	1'44.057
19	66 N. TUULI	1'49.784
20	42 S. FROSSARD	1 Lap
21	84 M. FABRIZIO	1 Lap
22	92 B. VAN EERDE	1 Lap
23	24 L. TACCINI	1 Lap
24	45 S. KAWASAKI	1 Lap
25	22 F. FULIGNI	1 Lap
26	52 P. HOBELSBERGER	1 Lap
27	25 M. BRENNER	1 Lap
28	88 M. PATACCA	1 Lap
29	70 M. ALCOBA	1 Lap
30	34 K. MANFREDI	2 Laps
31	44 B. SAHIN	3 Laps
RET	2 L. MONTELLA	6 Laps
RET	96 D. SANCHIS MARTIN	10 Laps
RET	30 A. VERDOIA	15 Laps
RET	69 E. MONTERO HUERT	16 Laps

18/09/2021

These data/results cannot be reproduced, stored and/or transmitted in whole or in part by any manner of electronic, mechanical, photocopying, recording, broadcasting or otherwise now known or herein after developed without the previous express consent by the copyright owner, except for reproduction in daily press and regular printed publications on sale to the public within 60 days of the event related to those data/results and always provided that copyright symbol appears together as follows below.

© DORNA WSBK ORGANIZATION Srl 2021

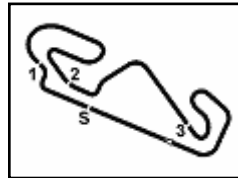
FCR PERUGIA TIMING



Official Tyre Supplier



Official Timekeeper



Hyundai N Catalunya Round, 17-19 September 2021

Lap Chart Race 1

Circuit de Barcelona 4.657 m

2 / 6

Lap 1

1	61 C.Oncu	1'51.414
2	81 M.Gonzalez	0.230
3	4 S.Odendaal	0.384
4	5 P.Oettl	0.896
5	3 R.De Rosa	1.190
6	22 F.Fulgini	2.077
7	66 N.Tuuli	3.955
8	21 R.Krummenacher	4.009
9	28 G.van Straalen	4.234
10	94 F.Caricasulo	4.751
11	52 P.Hobelsberger	5.361
12	24 L.Taccini	5.496
13	71 C.Bergman	5.562
14	56 P.Sebestyen	5.814
15	42 S.Frossard	6.369
16	30 A.Verdoia	6.588
17	38 H.Soomer	7.027
18	88 M.Patacca	7.313
19	95 V.Takala	7.381
20	9 S.Jespersen	8.414
21	34 K.Manfredi	8.457
22	70 M.Alcoba	8.811
23	40 U.Orradre	9.327
24	84 M.Fabrizio	11.212
25	85 L.Arbel	11.741
26	45 S.Kawasaki	11.824
27	55 G.Hendra Pratama	11.830
28	14 L.Cauchi	12.154
29	92 B.Van Eerde	12.232
30	31 D.Valle	12.449
31	69 E.Montero Huerta	13.184
32	44 B.Sahin	13.338
33	96 D.Sanchis Martinez	13.604
34	2 L.Montella	14.089
35	25 M.Brenner	27.167

Lap 3

1	85 L.Arbel	6'47.796
2	45 S.Kawasaki	17.391
3	4 S.Odendaal	33.469
4	5 P.Oettl	40.565
5	21 R.Krummenacher	43.760
6	30 A.Verdoia	49.446
7	61 C.Oncu	53.838
8	28 G.van Straalen	56.840
9	55 G.Hendra Pratama	57.420
10	9 S.Jespersen	57.660
11	3 R.De Rosa	58.925
12	81 M.Gonzalez	1'01.969
13	38 H.Soomer	1'02.699
14	56 P.Sebestyen	1'03.154
15	95 V.Takala	1'03.296
16	14 L.Cauchi	1'10.861
17	71 C.Bergman	1'12.244
18	22 F.Fulgini	1'13.545
19	66 N.Tuuli	1'13.986
20	52 P.Hobelsberger	1'17.957
21	40 U.Orradre	1'20.913
22	24 L.Taccini	1'21.668
23	84 M.Fabrizio	1'27.856
24	31 D.Valle	1'41.728
25	42 S.Frossard	2'03.167
26	92 B.Van Eerde	2'08.099
27	94 F.Caricasulo	2'10.887
28	88 M.Patacca	
29	96 D.Sanchis Martinez	
30	25 M.Brenner	
31	70 M.Alcoba	
32	34 K.Manfredi	
33	2 L.Montella	
34	44 B.Sahin	

Lap 4

1	85 L.Arbel	9'04.114
2	4 S.Odendaal	22.227
3	5 P.Oettl	26.632
4	21 R.Krummenacher	27.763
5	61 C.Oncu	41.443
6	28 G.van Straalen	43.788
7	55 G.Hendra Pratama	44.475
8	9 S.Jespersen	44.660
9	3 R.De Rosa	44.998
10	81 M.Gonzalez	45.765
11	38 H.Soomer	47.939
12	95 V.Takala	49.241
13	56 P.Sebestyen	49.595
14	71 C.Bergman	58.533
15	14 L.Cauchi	1'00.753
16	66 N.Tuuli	1'02.158
17	22 F.Fulgini	1'02.225
18	52 P.Hobelsberger	1'06.684
19	40 U.Orradre	1'10.326
20	24 L.Taccini	1'14.333
21	84 M.Fabrizio	1'19.875
22	31 D.Valle	1'28.563
23	45 S.Kawasaki	1'34.227
24	42 S.Frossard	1'52.642
25	94 F.Caricasulo	1'54.939
26	92 B.Van Eerde	1'55.240
27	88 M.Patacca	
28	96 D.Sanchis Martinez	
29	25 M.Brenner	
30	70 M.Alcoba	
31	34 K.Manfredi	
32	2 L.Montella	
33	44 B.Sahin	

Lap 5

1	85 L.Arbel	11'19.311
2	4 S.Odendaal	11.939

3	21 R.Krummenacher	13.983
4	5 P.Oettl	14.039
5	61 C.Oncu	27.575
6	55 G.Hendra Pratama	31.985
7	3 R.De Rosa	32.083
8	81 M.Gonzalez	32.184
9	9 S.Jespersen	32.620
10	28 G.van Straalen	32.712
11	38 H.Soomer	34.102
12	95 V.Takala	35.101
13	56 P.Sebestyen	35.823
14	71 C.Bergman	45.557
15	66 N.Tuuli	50.009
16	14 L.Cauchi	50.967
17	22 F.Fulgini	51.170
18	52 P.Hobelsberger	55.352
19	40 U.Orradre	59.706
20	24 L.Taccini	1'06.796
21	84 M.Fabrizio	1'11.107
22	31 D.Valle	1'14.803
23	45 S.Kawasaki	1'24.374
24	94 F.Caricasulo	1'40.165
25	42 S.Frossard	1'41.210
26	92 B.Van Eerde	1'43.353
27	88 M.Patacca	2'08.989
28	96 D.Sanchis Martinez	
29	25 M.Brenner	
30	70 M.Alcoba	
31	34 K.Manfredi	
32	2 L.Montella	
33	44 B.Sahin	

Lap 6

1	85 L.Arbel	13'31.268
2	21 R.Krummenacher	3.805
3	4 S.Odendaal	3.863
4	5 P.Oettl	4.808
5	61 C.Oncu	17.613
6	81 M.Gonzalez	20.923
7	3 R.De Rosa	21.572
8	55 G.Hendra Pratama	22.204
9	9 S.Jespersen	22.525
10	38 H.Soomer	23.344
11	28 G.van Straalen	23.751
12	95 V.Takala	24.094
13	56 P.Sebestyen	25.478
14	71 C.Bergman	36.781
15	66 N.Tuuli	40.031
16	22 F.Fulgini	42.123
17	14 L.Cauchi	44.011
18	52 P.Hobelsberger	46.356
19	40 U.Orradre	52.295
20	24 L.Taccini	58.788
21	31 D.Valle	1'04.096
22	84 M.Fabrizio	1'04.699
23	45 S.Kawasaki	1'17.242
24	94 F.Caricasulo	1'28.999
25	42 S.Frossard	1'32.689
26	92 B.Van Eerde	1'34.872
27	88 M.Patacca	2'04.161
28	96 D.Sanchis Martinez	
29	25 M.Brenner	
30	70 M.Alcoba	
31	34 K.Manfredi	
32	2 L.Montella	
33	44 B.Sahin	

Lap 7

1	21 R.Krummenacher	15'35.877
2	4 S.Odendaal	2.486
3	5 P.Oettl	3.442
4	85 L.Arbel	4.543
5	61 C.Oncu	14.168
6	81 M.Gonzalez	17.049
7	3 R.De Rosa	17.260

Lap 8

1	21 R.Krummenacher	17'36.281
2	4 S.Odendaal	3.574
3	5 P.Oettl	5.467
4	85 L.Arbel	11.419
5	61 C.Oncu	15.241
6	81 M.Gonzalez	16.559
7	3 R.De Rosa	17.241
8	55 G.Hendra Pratama	19.191
9	38 H.Soomer	19.692
10	9 S.Jespersen	20.495
11	28 G.van Straalen	24.218
12	56 P.Sebestyen	26.050
13	95 V.Takala	31.071
14	71 C.Bergman	36.592
15	66 N.Tuuli	40.210
16	22 F.Fulgini	40.471
17	52 P.Hobelsberger	46.963
18	14 L.Cauchi	48.042
19	40 U.Orradre	55.043
20	24 L.Taccini	1'02.147
21	31 D.Valle	1'02.240
22	84 M.Fabrizio	1'21.281
23	45 S.Kawasaki	1'24.885
24	94 F.Caricasulo	1'26.806
25	42 S.Frossard	1'32.101
26	92 B.Van Eerde	1'34.150
27	88 M.Patacca	
28	25 M.Brenner	
29	96 D.Sanchis Martinez	
30	70 M.Alcoba	
31	2 L.Montella	
32	34 K.Manfredi	
33	44 B.Sahin	

Lap 9

1	21 R.Krummenacher	19'35.591
2	4 S.Odendaal	4.362
3	5 P.Oettl	7.506
4	85 L.Arbel	16.783
5	61 C.Oncu	16.794
6	81 M.Gonzalez	16.888
7	3 R.De Rosa	16.959
8	55 G.Hendra Pratama	20.231
9	38 H.Soomer	20.571
10	9 S.Jespersen	22.525
11	28 G.van Straalen	27.267
12	56 P.Sebestyen	27.540

18/09/2021

These data/results cannot be reproduced, stored and/or transmitted in whole or in part by any manner of electronic, mechanical, photocopying, recording, broadcasting or otherwise now known or herein after developed without the previous express consent by the copyright owner, except for reproduction in daily press and regular printed publications on sale to the public within 60 days of the event related to those data/results and always provided that copyright symbol appears together as follows below.

© DORNA WSBK ORGANIZATION Srl 2021

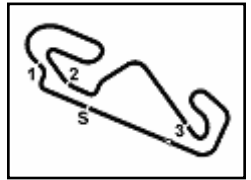
FCR PERUGIA TIMING



Official Tyre Supplier



Official Timekeeper



Circuit de Barcelona 4.657 m

Hyundai N Catalunya Round, 17-19 September 2021

Lap Chart Race 1

3 / 6

13	95	V.Takala	32.782
14	71	C.Bergman	38.542
15	22	F.Fuligni	42.335
16	66	N.Tuuli	42.716
17	14	L.Cauchi	50.824
18	40	U.Orradre	59.323
19	52	P.Hobelsberger	1'01.377
20	31	D.Valle	1'04.232
21	24	L.Taccini	1'05.271
22	94	F.Caricasulo	1'28.379
23	45	S.Kawasaki	1'29.343
24	42	S.Frossard	1'33.229
25	92	B.Van Eerde	1'36.900
26	88	M.Patacca	
27	25	M.Brenner	
28	84	M.Fabrizio	
29	70	M.Alcoba	
30	2	L.Montella	
31	34	K.Manfredi	
32	44	B.Sahin	

20	24	L.Taccini	1'10.654
21	94	F.Caricasulo	1'31.483
22	42	S.Frossard	1'37.178
23	45	S.Kawasaki	1'39.010
24	92	B.Van Eerde	1'42.725
25	88	M.Patacca	
26	52	P.Hobelsberger	
27	25	M.Brenner	
28	84	M.Fabrizio	
29	70	M.Alcoba	
30	2	L.Montella	
31	34	K.Manfredi	
32	44	B.Sahin	

27	88	M.Patacca	
28	22	F.Fuligni	
29	70	M.Alcoba	
30	34	K.Manfredi	
31	44	B.Sahin	

Lap 14			
1	21	R.Krummenacher	29'24.102
2	4	S.Odendaal	13.129
3	5	P.Oetli	17.270
4	81	M.Gonzalez	17.343
5	61	C.Oncu	17.589
6	3	R.De Rosa	17.757
7	38	H.Soomer	29.110
8	9	S.Jespersen	33.422
9	55	G.Hendra Pratama	34.550
10	85	L.Arbel	34.639
11	56	P.Sebestyen	40.210
12	28	G.van Straalen	40.523
13	95	V.Takala	51.918
14	71	C.Bergman	52.248
15	14	L.Cauchi	1'05.650
16	40	U.Orradre	1'15.706
17	24	L.Taccini	1'23.649
18	31	D.Valle	1'23.884
19	94	F.Caricasulo	1'37.061
20	42	S.Frossard	1'47.909
21	92	B.Van Eerde	1'52.889
22	45	S.Kawasaki	1'54.964
23	66	N.Tuuli	
24	84	M.Fabrizio	
25	52	P.Hobelsberger	
26	22	F.Fuligni	
27	25	M.Brenner	
28	88	M.Patacca	
29	70	M.Alcoba	
30	34	K.Manfredi	
31	44	B.Sahin	

3	81	M.Gonzalez	16.786
4	3	R.De Rosa	17.053
5	61	C.Oncu	18.233
6	5	P.Oetli	22.374
7	38	H.Soomer	32.771
8	85	L.Arbel	36.022
9	9	S.Jespersen	37.644
10	55	G.Hendra Pratama	40.220
11	56	P.Sebestyen	46.013
12	28	G.van Straalen	46.300
13	71	C.Bergman	58.264
14	95	V.Takala	1'00.341
15	14	L.Cauchi	1'12.699
16	40	U.Orradre	1'23.546
17	31	D.Valle	1'30.060
18	94	F.Caricasulo	1'41.341
19	42	S.Frossard	
20	66	N.Tuuli	
21	92	B.Van Eerde	
22	24	L.Taccini	
23	45	S.Kawasaki	
24	84	M.Fabrizio	
25	22	F.Fuligni	
26	52	P.Hobelsberger	
27	25	M.Brenner	
28	88	M.Patacca	
29	70	M.Alcoba	
30	34	K.Manfredi	

Lap 10			
1	21	R.Krummenacher	21'34.019
2	4	S.Odendaal	5.377
3	5	P.Oetli	9.157
4	81	M.Gonzalez	17.337
5	3	R.De Rosa	17.855
6	61	C.Oncu	18.571
7	85	L.Arbel	20.612
8	55	G.Hendra Pratama	22.018
9	38	H.Soomer	22.078
10	9	S.Jespersen	24.872
11	56	P.Sebestyen	30.135
12	28	G.van Straalen	30.303
13	95	V.Takala	36.790
14	71	C.Bergman	40.598
15	22	F.Fuligni	45.511
16	66	N.Tuuli	45.646
17	14	L.Cauchi	53.662
18	40	U.Orradre	1'02.700
19	31	D.Valle	1'07.707
20	24	L.Taccini	1'08.237
21	94	F.Caricasulo	1'30.468
22	45	S.Kawasaki	1'34.398
23	42	S.Frossard	1'35.198
24	92	B.Van Eerde	1'39.910
25	88	M.Patacca	
26	52	P.Hobelsberger	
27	25	M.Brenner	
28	84	M.Fabrizio	
29	70	M.Alcoba	
30	2	L.Montella	
31	34	K.Manfredi	
32	44	B.Sahin	

Lap 12			
1	21	R.Krummenacher	25'30.063
2	4	S.Odendaal	8.943
3	5	P.Oetli	12.850
4	81	M.Gonzalez	17.622
5	3	R.De Rosa	18.063
6	61	C.Oncu	18.589
7	38	H.Soomer	26.039
8	55	G.Hendra Pratama	28.685
9	9	S.Jespersen	28.926
10	85	L.Arbel	29.189
11	56	P.Sebestyen	34.760
12	28	G.van Straalen	35.155
13	95	V.Takala	43.666
14	71	C.Bergman	46.338
15	14	L.Cauchi	59.491
16	40	U.Orradre	1'08.569
17	24	L.Taccini	1'14.319
18	31	D.Valle	1'14.621
19	94	F.Caricasulo	1'32.602
20	42	S.Frossard	1'40.617
21	45	S.Kawasaki	1'44.652
22	92	B.Van Eerde	1'45.656
23	66	N.Tuuli	
24	88	M.Patacca	
25	52	P.Hobelsberger	
26	25	M.Brenner	
27	84	M.Fabrizio	
28	22	F.Fuligni	
29	70	M.Alcoba	
30	34	K.Manfredi	
31	2	L.Montella	
32	44	B.Sahin	

Lap 15			
1	21	R.Krummenacher	31'20.408
2	4	S.Odendaal	14.194
3	81	M.Gonzalez	17.234
4	61	C.Oncu	17.770
5	3	R.De Rosa	17.803
6	5	P.Oetli	19.828
7	38	H.Soomer	30.866
8	9	S.Jespersen	35.813
9	85	L.Arbel	35.882
10	55	G.Hendra Pratama	37.504
11	56	P.Sebestyen	42.620
12	28	G.van Straalen	43.199
13	95	V.Takala	55.435
14	71	C.Bergman	55.488
15	14	L.Cauchi	1'09.119
16	40	U.Orradre	1'19.302
17	31	D.Valle	1'27.254
18	94	F.Caricasulo	1'39.426
19	24	L.Taccini	1'40.552
20	42	S.Frossard	1'52.886
21	92	B.Van Eerde	1'56.392
22	45	S.Kawasaki	
23	66	N.Tuuli	
24	84	M.Fabrizio	
25	22	F.Fuligni	
26	52	P.Hobelsberger	
27	25	M.Brenner	
28	88	M.Patacca	
29	70	M.Alcoba	
30	34	K.Manfredi	
31	44	B.Sahin	

Lap 17			
1	21	R.Krummenacher	35'13.819
2	4	S.Odendaal	15.153
3	81	M.Gonzalez	15.610
4	3	R.De Rosa	15.789
5	61	C.Oncu	19.448
6	5	P.Oetli	25.735
7	38	H.Soomer	33.629
8	85	L.Arbel	34.884
9	9	S.Jespersen	39.526
10	55	G.Hendra Pratama	43.967
11	56	P.Sebestyen	48.068
12	28	G.van Straalen	48.926
13	71	C.Bergman	1'00.035
14	95	V.Takala	1'05.974
15	14	L.Cauchi	1'14.841
16	40	U.Orradre	1'27.962
17	31	D.Valle	1'31.976
18	94	F.Caricasulo	1'42.163
19	66	N.Tuuli	1'53.600
20	42	S.Frossard	
21	84	M.Fabrizio	
22	92	B.Van Eerde	
23	24	L.Taccini	
24	45	S.Kawasaki	
25	22	F.Fuligni	
26	52	P.Hobelsberger	
27	25	M.Brenner	
28	88	M.Patacca	
29	70	M.Alcoba	

Lap 11			
1	21	R.Krummenacher	23'32.348
2	4	S.Odendaal	6.504
3	5	P.Oetli	11.099
4	81	M.Gonzalez	17.773
5	3	R.De Rosa	18.165
6	61	C.Oncu	18.948
7	38	H.Soomer	23.852
8	85	L.Arbel	25.989
9	55	G.Hendra Pratama	26.084
10	9	S.Jespersen	26.482
11	56	P.Sebestyen	32.280
12	28	G.van Straalen	32.476
13	95	V.Takala	40.269
14	71	C.Bergman	43.182
15	14	L.Cauchi	56.855
16	22	F.Fuligni	1'01.351
17	66	N.Tuuli	1'02.089
18	40	U.Orradre	1'05.688
19	31	D.Valle	1'10.375

Lap 13			
1	21	R.Krummenacher	27'27.340
2	4	S.Odendaal	11.062
3	5	P.Oetli	15.122
4	81	M.Gonzalez	17.253
5	3	R.De Rosa	17.574
6	61	C.Oncu	17.852
7	38	H.Soomer	27.661
8	9	S.Jespersen	31.355
9	55	G.Hendra Pratama	31.634
10	85	L.Arbel	32.942
11	56	P.Sebestyen	37.289
12	28	G.van Straalen	37.753
13	95	V.Takala	47.861
14	71	C.Bergman	49.322
15	14	L.Cauchi	1'02.560
16	40	U.Orradre	1'11.954
17	24	L.Taccini	1'18.983
18	31	D.Valle	1'19.342
19	94	F.Caricasulo	1'34.668
20	42	S.Frossard	1'44.355
21	92	B.Van Eerde	1'49.276
22	45	S.Kawasaki	1'50.161
23	66	N.Tuuli	
24	84	M.Fabrizio	
25	52	P.Hobelsberger	
26	25	M.Brenner	

Lap 16			
1	21	R.Krummenacher	33'16.884
2	4	S.Odendaal	15.212

Lap 18			
1	21	R.Krummenacher	37'10.278
2	81	M.Gonzalez	16.226
3	3	R.De Rosa	16.273
4	4	S.Odendaal	16.343
5	61	C.Oncu	22.280
6	5	P.Oetli	30.849
7	85	L.Arbel	33.689
8	38	H.Soomer	34.913
9	9	S.Jespersen	41.790
10	55	G.Hendra Pratama	48.897
11	56	P.Sebestyen	50.740
12	28	G.van Straalen	52.846
13	71	C.Bergman	1'02.193
14	95	V.Takala	1'12.823

18/09/2021

These data/results cannot be reproduced, stored and/or transmitted in whole or in part by any manner of electronic, mechanical, photocopying, recording, broadcasting or otherwise now known or herein after developed without the previous express consent by the copyright owner, except for reproduction in daily press and regular printed publications on sale to the public within 60 days of the event related to those data/results and always provided that copyright symbol appears together as follows below.

© DORNA WSBK ORGANIZATION Srl 2021

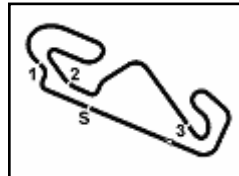
FCR PERUGIA TIMING



Official Tyre Supplier



Official Timekeeper



Circuit de Barcelona 4.657 m

Hyundai N Catalunya Round, 17-19 September 2021

Lap Chart Race 1

4 / 6

15	14	L.Cauchi	1'18.156
16	40	U.Orradre	1'32.166
17	31	D.Valle	1'33.574
18	94	F.Caricasulo	1'44.057
19	66	N.Tuuli	1'49.784

18/09/2021

These data/results cannot be reproduced, stored and/or transmitted in whole or in part by any manner of electronic, mechanical, photocopying, recording, broadcasting or otherwise now known or herein after developed without the previous express consent by the copyright owner, except for reproduction in daily press and regular printed publications on sale to the public within 60 days of the event related to those data/results and always provided that copyright symbol appears together as follows below.

© DORNA WSBK ORGANIZATION Srl 2021

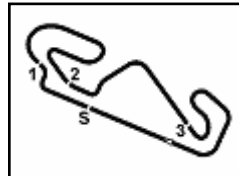
FICR PERUGIA TIMING



Official Tyre Supplier



Official Timekeeper



Hyundai N Catalunya Round, 17-19 September 2021

Lap Chart Race 1

Circuit de Barcelona 4.657 m

5 / 6

Race Pace Comparison

	21 Kru	81 Gon	3 DeR	61 Onc	5 Oet	85 Arb	38 Soo	4 Ode	56 Seb	28 vSt	9 Jes	71 Beg	55 Hen	95 Tak
1	1'55.423	1'51.644	1'52.604	1'51.414	1'52.310	2'03.155	1'58.441	1'51.798	1'57.228	1'55.648	1'59.828	1'56.976	2'03.244	1'58.795
2	2'22.664	2'20.761	2'28.053	2'25.450	2'24.533	2'23.498	2'30.527	2'24.886	2'31.821	2'31.103	2'33.473	2'31.840	2'35.552	2'31.350
3	3'13.469	3'37.360	3'26.064	3'24.770	3'11.518	2'21.143	3'21.527	3'04.581	3'21.901	3'17.885	3'12.155	3'31.224	3'06.420	3'20.947
4	2'00.321	2'00.114	2'02.391	2'03.923	2'02.385	2'16.318	2'01.558	2'05.076	2'02.759	2'03.266	2'03.318	2'02.607	2'03.373	2'02.263
5	2'01.417	2'01.616	2'02.282	2'01.329	2'02.604	2'15.197	2'01.360	2'04.909	2'01.425	2'04.121	2'03.157	2'02.221	2'02.707	2'01.057
6	2'01.779	2'00.696	2'01.446	2'01.995	2'02.726	2'11.957	2'01.199	2'03.881	2'01.612	2'02.996	2'01.862	2'03.181	2'02.176	2'00.950
7	2'00.804	2'00.735	2'00.297	2'01.164	2'03.243	2'09.152	2'00.975	2'03.232	2'02.592	2'03.309	2'01.586	2'02.722	2'01.279	2'06.603
8	2'00.404	1'59.914	2'00.385	2'01.477	2'02.429	2'07.280	2'00.386	2'01.492	2'02.993	2'02.171	2'01.397	2'02.102	2'00.721	2'05.387
9	1'59.310	1'59.639	1'59.028	2'00.863	2'01.349	2'04.674	2'00.189	2'00.098	2'00.800	2'02.359	2'01.340	2'01.260	2'00.350	2'01.021
10	1'58.428	1'58.877	1'59.324	2'00.205	2'00.079	2'02.257	1'59.935	1'59.443	2'01.023	2'01.464	2'00.775	2'00.484	2'00.215	2'02.436
11	1'58.329	1'58.765	1'58.639	1'58.706	2'00.271	2'03.706	2'00.103	1'59.456	2'00.474	2'00.502	1'59.939	2'00.913	2'02.395	2'01.808
12	1'57.715	1'57.564	1'57.613	1'57.356	1'59.466	2'00.915	1'59.902	2'00.154	2'00.195	2'00.394	2'00.159	2'00.871	2'00.316	2'01.112
13	1'57.277	1'56.908	1'56.788	1'56.540	1'59.549	2'01.030	1'58.899	1'59.396	1'59.806	1'59.875	1'59.706	2'00.261	2'00.226	2'01.472
14	1'56.762	1'56.852	1'56.945	1'56.499	1'58.910	1'58.459	1'58.211	1'58.829	1'59.683	1'59.532	1'58.829	1'59.688	1'59.678	2'00.819
15	1'56.306	1'56.197	1'56.352	1'56.487	1'58.864	1'57.549	1'58.062	1'57.371	1'58.716	1'58.982	1'58.697	1'59.546	1'59.260	1'59.823
16	1'56.476	1'56.028	1'55.726	1'56.939	1'59.022	1'56.616	1'58.381	1'57.494	1'59.869	1'59.577	1'58.307	1'59.252	1'59.192	2'01.382
17	1'56.935	1'55.759	1'55.671	1'58.150	2'00.296	1'55.797	1'57.793	1'56.876	1'58.990	1'59.561	1'58.817	1'58.706	2'00.682	2'02.568
18	1'56.459	1'57.075	1'56.943	1'59.291	2'01.573	1'55.264	1'57.743	1'57.649	1'59.131	2'00.379	1'58.723	1'58.617	2'01.389	2'03.308

	14 Cau	40 Orr	31 Val	94 Car	66 Tuu	42 Fro	84 Fab	92 VEe	24 Tac	45 Kaw	22 Ful	52 Hob	25 Bre	88 Pat
1	2'03.568	2'00.741	2'03.863	1'56.165	1'55.369	1'57.783	2'02.626	2'03.646	1'56.910	2'03.238	1'53.491	1'56.775	2'18.581	1'58.727
2	2'39.977	2'38.490	2'39.308	2'32.547	2'28.776	2'30.003	2'41.645	2'36.389	2'29.718	2'25.108	2'25.325	2'34.711	2'45.310	2'46.995
3	3'15.112	3'29.478	3'46.353	4'29.971	3'37.637	4'23.177	3'31.381	4'15.860	3'42.836	2'36.841	3'42.525	3'34.267	4'29.872	4'22.915
4	2'06.210	2'05.731	2'03.153	2'00.370	2'04.490	2'05.793	2'08.337	2'03.459	2'08.983	3'33.154	2'04.998	2'05.045	2'07.728	2'12.036
5	2'05.411	2'04.577	2'01.437	2'00.423	2'03.048	2'03.765	2'06.429	2'03.310	2'07.660	2'05.344	2'04.142	2'03.865	2'05.008	2'07.627
6	2'05.001	2'04.546	2'01.250	2'00.791	2'01.979	2'03.436	2'05.549	2'03.476	2'03.949	2'04.825	2'02.910	2'02.961	2'04.119	2'07.129
7	2'05.650	2'04.091	2'01.194	2'01.114	2'02.101	2'02.524	2'04.148	2'02.274	2'04.535	2'06.467	2'01.622	2'03.382	2'04.750	2'05.815
8	2'03.394	2'03.670	2'01.963	2'01.706	2'03.091	2'01.901	2'17.447	2'02.017	2'03.837	2'06.189	2'01.739	2'02.238	2'03.357	2'05.394
9	2'02.092	2'03.590	2'01.302	2'00.883	2'01.816	2'00.438	3'25.889	2'02.060	2'02.434	2'03.768	2'01.174	2'13.724	2'02.092	2'04.032
10	2'01.266	2'01.805	2'01.903	2'00.517	2'01.358	2'00.397	1'54.006	2'01.438	2'01.394	2'03.483	2'01.604	3'21.158	2'00.651	2'03.396
11	2'01.522	2'01.317	2'00.997	1'59.344	2'14.772	2'00.309	1'52.475	2'01.144	2'00.746	2'02.941	2'14.169	2'00.944	2'00.324	2'02.696
12	2'00.351	2'00.596	2'01.961	1'58.834	3'08.068	2'01.154	1'51.341	2'00.646	2'01.379	2'03.357	3'36.847	1'59.974	1'59.441	2'02.211
13	2'00.346	2'00.662	2'01.998	1'59.343	1'55.249	2'01.015	1'51.492	2'00.897	2'01.942	2'02.786	1'53.616	1'58.506	1'59.788	2'02.371
14	1'59.852	2'00.514	2'01.304	1'59.155	1'52.549	2'00.316	1'49.275	2'00.375	2'01.428	2'01.565	1'52.502	1'55.757	1'58.860	2'01.299
15	1'59.775	1'59.902	1'59.676	1'58.671	1'52.002	2'01.283	1'51.916	1'59.809	2'13.209	2'01.554	1'49.810	1'53.624	1'58.775	2'01.548
16	2'00.056	2'00.720	1'59.282	1'58.391	1'52.985	2'01.006	1'50.215	1'59.349	2'21.168	2'01.889	1'50.593	1'51.351	1'59.237	2'00.088
17	1'59.077	2'01.351	1'58.851	1'57.757	1'52.129	1'59.978	1'50.617	1'59.682	1'59.876	2'01.198	1'50.571	1'50.826	1'58.891	1'59.520
18	1'59.774	2'00.663	1'58.057	1'58.353	1'52.643									

	70 Alc	34 Man	44 Sah	2 Mon	96 San	30 Ver	69 MoH
1	2'00.225	1'59.871	2'04.752	2'05.503	2'05.018	1'58.002	2'04.598
2	2'39.626	2'34.527	2'41.771	2'54.254	2'52.294	2'29.929	2'32.161
3	5'46.107	6'05.163	8'27.310	6'45.462	4'32.918	3'09.311	
4	2'04.508	2'02.751	2'13.016	2'07.925	2'06.608		
5	2'02.225	2'03.300	2'09.907	2'05.785	2'05.794		
6	2'03.428	2'03.844	2'08.399	2'04.784	2'06.303		
7	2'02.885	2'11.098	2'07.875	2'05.202	2'06.458		
8	2'01.363	3'43.253	2'06.889	2'03.432	2'24.094		
9	2'02.119	1'55.382	2'08.176	2'04.565			
10	2'01.021	1'57.074	2'06.946	2'04.383			
11	2'01.263	1'56.067	2'06.019	2'06.288			
12	2'01.682	1'55.507	2'06.015	2'19.065			

18/09/2021

These data/results cannot be reproduced, stored and/or transmitted in whole or in part by any manner of electronic, mechanical, photocopying, recording, broadcasting or otherwise now known or herein after developed without the previous express consent by the copyright owner, except for reproduction in daily press and regular printed publications on sale to the public within 60 days of the event related to those data/results and always provided that copyright symbol appears together as follows below.

© DORNA WSBK ORGANIZATION Srl 2021

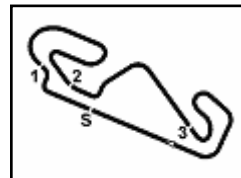
FICR PERUGIA TIMING



Official Tyre Supplier



Official Timekeeper



Circuit de Barcelona 4.657 m

Hyundai N Catalunya Round, 17-19 September 2021

Lap Chart Race 1

	70 Alc	34 Man	44 Sah	2 Mon	96 San	30 Ver	69 MoH
13	2'01.001	1'53.996	2'06.173				
14	2'00.130	1'54.046	2'09.126				
15	1'59.306	1'53.885	2'08.171				
16	1'58.613	1'53.919					
17	1'57.943						

18/09/2021

These data/results cannot be reproduced, stored and/or transmitted in whole or in part by any manner of electronic, mechanical, photocopying, recording, broadcasting or otherwise now known or herein after developed without the previous express consent by the copyright owner, except for reproduction in daily press and regular printed publications on sale to the public within 60 days of the event related to those data/results and always provided that copyright symbol appears together as follows below.

© DORNA WSBK ORGANIZATION Srl 2021

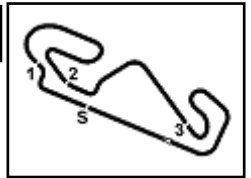
FICR PERUGIA TIMING



Official Tyre Supplier



Official Timekeeper



Hyundai N Catalunya Round, 17-19 September 2021

Best Sectors & Speed Race 1

Circuit de Barcelona 4.657 m

RESULTS

Pos	No	Rider	Team	Laps
1	21	R. KRUMMENACHER	Yamaha YZF R6	18
2	81	M. GONZALEZ	Yamaha YZF R6	16.226
3	3	R. DE ROSA	Kawasaki ZX-6R	16.273
4	61	C. ONCU	Kawasaki ZX-6R	22.280
5	5	P. OETTL	Kawasaki ZX-6R	32.844
6	85	L. ARBEL	Yamaha YZF R6	33.689
7	38	H. SOOMER	Yamaha YZF R6	34.913
8	4	S. ODENDAAL	Yamaha YZF R6	42.188
9	56	P. SEBESTYEN	Yamaha YZF R6	50.740
10	28	G. VAN STRAALEN	Yamaha YZF R6	52.846
11	9	S. JESPERSEN	Yamaha YZF R6	59.585
12	71	C. BERGMAN	Yamaha YZF R6	1'02.193
13	55	G. HENDRA PRATAMA	Yamaha YZF R6	1'08.347
14	95	V. TAKALA	Yamaha YZF R6	1'12.823
15	14	L. CAUCHI	Yamaha YZF R6	1'18.156
16	40	U. ORRADRE	Yamaha YZF R6	1'32.166
17	31	D. VALLE	Yamaha YZF R6	1'33.574
18	94	F. CARICASULO	Yamaha YZF R6	1'44.057
19	66	N. TUULI	MV Agusta F3 675	1'49.784
20	42	S. FROSSARD	Yamaha YZF R6	1 Lap
21	84	M. FABRIZIO	Kawasaki ZX-6R	1 Lap
22	92	B. VAN EERDE	Yamaha YZF R6	1 Lap
23	24	L. TACCINI	Kawasaki ZX-6R	1 Lap
24	45	S. KAWASAKI	Kawasaki ZX-6R	1 Lap
25	22	F. FULIGNI	Yamaha YZF R6	1 Lap
26	52	P. HOBELSBERGER	Yamaha YZF R6	1 Lap
27	25	M. BRENNER	Yamaha YZF R6	1 Lap
28	88	M. PATACCA	Yamaha YZF R6	1 Lap
29	70	M. ALCOBA	Yamaha YZF R6	1 Lap
30	34	K. MANFREDI	Yamaha YZF R6	2 Laps
31	44	B. SAHIN	Yamaha YZF R6	3 Laps
RET	2	L. MONTELLA	Yamaha YZF R6	6 Laps
RET	96	D. SANCHIS MARTINEZ	Yamaha YZF R6	10 Laps
RET	30	A. VERDOIA	Yamaha YZF R6	15 Laps
RET	69	E. MONTERO HUERTA	Yamaha YZF R6	16 Laps

SPEED

Pos	No	Rider	Team	Time
1	22	F. FULIGNI	Yamaha YZF R6	274,1
2	3	R. DE ROSA	Kawasaki ZX-6R	272,0
3	52	P. HOBELSBERGER	Yamaha YZF R6	272,0
4	5	P. OETTL	Kawasaki ZX-6R	270,7
5	38	H. SOOMER	Yamaha YZF R6	270,7
6	9	S. JESPERSEN	Yamaha YZF R6	270,7
7	84	M. FABRIZIO	Kawasaki ZX-6R	270,0
8	71	C. BERGMAN	Yamaha YZF R6	270,0
9	56	P. SEBESTYEN	Yamaha YZF R6	269,3
10	61	C. ONCU	Kawasaki ZX-6R	269,3
11	85	L. ARBEL	Yamaha YZF R6	269,3
12	81	M. GONZALEZ	Yamaha YZF R6	268,7
13	70	M. ALCOBA	Yamaha YZF R6	268,7
14	25	M. BRENNER	Yamaha YZF R6	268,7
15	55	G. HENDRA PRATAMA	Yamaha YZF R6	268,0
16	66	N. TUULI	MV Agusta F3 675	268,0
17	88	M. PATACCA	Yamaha YZF R6	267,3
18	24	L. TACCINI	Kawasaki ZX-6R	266,7
19	21	R. KRUMMENACHER	Yamaha YZF R6	266,7
20	4	S. ODENDAAL	Yamaha YZF R6	266,7
21	95	V. TAKALA	Yamaha YZF R6	266,7
22	28	G. VAN STRAALEN	Yamaha YZF R6	266,7
23	42	S. FROSSARD	Yamaha YZF R6	265,4
24	40	U. ORRADRE	Yamaha YZF R6	265,4
25	31	D. VALLE	Yamaha YZF R6	265,4
26	34	K. MANFREDI	Yamaha YZF R6	264,7
27	94	F. CARICASULO	Yamaha YZF R6	264,1
28	92	B. VAN EERDE	Yamaha YZF R6	261,5
29	2	L. MONTELLA	Yamaha YZF R6	260,9
30	96	D. SANCHIS MARTINEZ	Yamaha YZF R6	260,2
31	14	L. CAUCHI	Yamaha YZF R6	260,2
32	30	A. VERDOIA	Yamaha YZF R6	259,6
33	45	S. KAWASAKI	Kawasaki ZX-6R	259,6
34	44	B. SAHIN	Yamaha YZF R6	259,6
35	69	E. MONTERO HUERTA	Yamaha YZF R6	231,8

SEG. 1

1	84	M. FABRIZIO	19.280
2	52	P. HOBELSBERGER	19.419
3	22	F. FULIGNI	19.535
4	66	N. TUULI	19.963
5	81	M. GONZALEZ	20.022
6	85	L. ARBEL	20.094
7	3	R. DE ROSA	20.190
8	34	K. MANFREDI	20.252
9	61	C. ONCU	20.257
10	94	F. CARICASULO	20.278
11	38	H. SOOMER	20.365
12	4	S. ODENDAAL	20.385
13	21	R. KRUMMENACHER	20.417
14	56	P. SEBESTYEN	20.560
15	9	S. JESPERSEN	20.624
16	24	L. TACCINI	20.643
17	31	D. VALLE	20.646
18	40	U. ORRADRE	20.664
19	25	M. BRENNER	20.713
20	70	M. ALCOBA	20.735
21	88	M. PATACCA	20.736
22	42	S. FROSSARD	20.766
23	14	L. CAUCHI	20.776
24	28	G. VAN STRAALEN	20.796
25	55	G. HENDRA PRATAMA	20.819
26	5	P. OETTL	20.863
27	71	C. BERGMAN	20.876
28	95	V. TAKALA	20.977
29	92	B. VAN EERDE	20.980
30	45	S. KAWASAKI	20.993
31	2	L. MONTELLA	21.487
32	44	B. SAHIN	21.785
33	96	D. SANCHIS MARTINEZ	22.242
34	30	A. VERDOIA	22.969
35	69	E. MONTERO HUERTA	23.414

SEG. 2

1	61	C. ONCU	33.777
2	81	M. GONZALEZ	33.874
3	4	S. ODENDAAL	33.989
4	84	M. FABRIZIO	34.012
5	22	F. FULIGNI	34.013
6	5	P. OETTL	34.149
7	3	R. DE ROSA	34.197
8	52	P. HOBELSBERGER	34.211
9	66	N. TUULI	34.701
10	34	K. MANFREDI	35.198
11	28	G. VAN STRAALEN	35.237
12	94	F. CARICASULO	35.400
13	24	L. TACCINI	35.421
14	71	C. BERGMAN	35.493
15	21	R. KRUMMENACHER	35.702
16	85	L. ARBEL	35.741
17	95	V. TAKALA	35.853
18	56	P. SEBESTYEN	36.032
19	42	S. FROSSARD	36.112
20	38	H. SOOMER	36.607
21	88	M. PATACCA	36.635
22	30	A. VERDOIA	36.666
23	9	S. JESPERSEN	36.766
24	70	M. ALCOBA	36.923
25	25	M. BRENNER	36.962
26	55	G. HENDRA PRATAMA	37.021
27	31	D. VALLE	37.034
28	92	B. VAN EERDE	37.077
29	40	U. ORRADRE	37.160
30	14	L. CAUCHI	37.168
31	45	S. KAWASAKI	37.730
32	44	B. SAHIN	37.914
33	69	E. MONTERO HUERTA	37.981
34	2	L. MONTELLA	38.222
35	96	D. SANCHIS MARTINEZ	38.728

SEG. 3

1	84	M. FABRIZIO	22.503
2	4	S. ODENDAAL	22.622
3	5	P. OETTL	22.663
4	81	M. GONZALEZ	22.777
5	22	F. FULIGNI	22.806
6	61	C. ONCU	22.809
7	3	R. DE ROSA	22.896
8	56	P. SEBESTYEN	22.961
9	52	P. HOBELSBERGER	22.970
10	66	N. TUULI	23.145
11	21	R. KRUMMENACHER	23.159
12	34	K. MANFREDI	23.381
13	28	G. VAN STRAALEN	23.423
14	30	A. VERDOIA	23.450
15	42	S. FROSSARD	23.458
16	71	C. BERGMAN	23.504
17	95	V. TAKALA	23.567
18	24	L. TACCINI	23.608
19	38	H. SOOMER	23.636
20	94	F. CARICASULO	23.889
21	88	M. PATACCA	23.943
22	85	L. ARBEL	23.961
23	9	S. JESPERSEN	23.980
24	70	M. ALCOBA	24.181
25	55	G. HENDRA PRATAMA	24.252
26	25	M. BRENNER	24.261
27	31	D. VALLE	24.261
28	40	U. ORRADRE	24.364
29	92	B. VAN EERDE	24.404
30	14	L. CAUCHI	24.426
31	45	S. KAWASAKI	24.943
32	96	D. SANCHIS MARTINEZ	25.141
33	2	L. MONTELLA	25.151
34	69	E. MONTERO HUERTA	25.203
35	44	B. SAHIN	25.327

SEG. 4

1	4	S. ODENDAAL	32.195
2	3	R. DE ROSA	32.206
3	81	M. GONZALEZ	32.259
4	61	C. ONCU	32.304
5	5	P. OETTL	32.475
6	22	F. FULIGNI	32.655
7	21	R. KRUMMENACHER	32.666
8	28	G. VAN STRAALEN	32.689
9	66	N. TUULI	33.035
10	42	S. FROSSARD	33.071
11	94	F. CARICASULO	33.137
12	84	M. FABRIZIO	33.153
13	56	P. SEBESTYEN	33.160
14	71	C. BERGMAN	33.264
15	38	H. SOOMER	33.286
16	95	V. TAKALA	33.296
17	24	L. TACCINI	33.297
18	88	M. PATACCA	33.321
19	30	A. VERDOIA	33.359
20	52	P. HOBELSBERGER	33.433
21	34	K. MANFREDI	33.578
22	9	S. JESPERSEN	33.682
23	40	U. ORRADRE	34.086
24	70	M. ALCOBA	34.263
25	96	D. SANCHIS MARTINEZ	34.294
26	31	D. VALLE	34.612
27	45	S. KAWASAKI	34.636
28	55	G. HENDRA PRATAMA	34.700
29	85	L. ARBEL	34.748
30	92	B. VAN EERDE	34.818
31	14	L. CAUCHI	34.993
32	44	B. SAHIN	35.286
33	2	L. MONTELLA	35.312
34	69	E. MONTERO HUERTA	35.404
35	25	M. BRENNER	36.415

18/09/2021

These data/results cannot be reproduced, stored and/or transmitted in whole or in part by any manner of electronic, mechanical, photocopying, recording, broadcasting or otherwise now known or herein after developed without the previous express consent by the copyright owner, except for reproduction in daily press and regular printed publications on sale to the public within 60 days of the event related to those data/results and always provided that copyright symbol appears together as follows below.

© DORNA WSBK ORGANIZATION Srl 2021

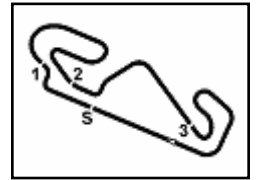
FICR PERUGIA TIMING



Official Tyre Supplier



Official Timekeeper



Hyundai N Catalunya Round, 17-19 September 2021

Chronological Analysis Race 1

Circuit de Barcelona 4.657 m

Start at 13:45'49.054

1 / 6

1° 21 R. KRUMMENACHER (1'56.306)								4° 61 C. ONCU (1'56.487)							
Lap	Seg.1	Seg.2	Seg.3	Seg.4	Lap Time	km/h	Local Time	Lap	Seg.1	Seg.2	Seg.3	Seg.4	Lap Time	km/h	Local Time
1		35.702	23.159	32.666	1'55.423	231,3	13:47'44.477	1		33.777	22.809	32.304	1'51.414	237,4	13:47'40.468
2	22.397	40.831	27.379	52.057	2'22.664P	253,5	13:50'07.141	2	22.956	42.800	28.279	51.415	2'25.450P	264,1	13:50'05.918
3	1'33.320	37.736	25.013	37.400	3'13.469P	194,2	13:53'20.610	3	1'42.120	39.046	25.471	38.133	3'24.770P	193,9	13:53'30.688
4	21.372	37.226	24.830	36.893	2'00.321	262,8	13:55'20.931	4	21.618	37.786	25.006	39.513	2'03.923	260,9	13:55'34.611
5	21.769	37.788	24.622	37.238	2'01.417	251,7	13:57'22.348	5	21.219	37.616	24.730	37.764	2'01.329	262,8	13:57'35.940
6	21.378	37.558	24.478	38.365	2'01.779	265,4	13:59'24.127	6	21.531	38.161	24.568	37.735	2'01.995	262,8	13:59'37.935
7	21.176	37.694	24.421	37.513	2'00.804	263,4	14:01'24.931	7	20.986	37.780	24.719	37.679	2'01.164	262,8	14:01'39.099
8	21.425	37.669	24.294	37.016	2'00.404	263,4	14:03'25.335	8	21.262	37.972	24.633	37.610	2'01.477	262,8	14:03'40.576
9	21.148	37.455	24.292	36.415	1'59.310	261,5	14:05'24.645	9	20.879	37.572	24.714	37.698	2'00.863	262,8	14:05'41.439
10	20.901	37.136	24.270	36.121	1'58.428	260,9	14:07'23.073	10	20.948	37.605	24.856	36.796	2'00.205	260,9	14:07'41.644
11	20.660	37.162	24.382	36.125	1'58.329	260,9	14:09'21.402	11	20.742	37.137	24.345	36.482	1'58.706	264,1	14:09'40.350
12	20.693	37.014	24.069	35.939	1'57.715	262,1	14:11'19.117	12	20.610	36.704	24.081	35.961	1'57.356	263,4	14:11'37.706
13	20.595	36.761	23.956	35.965	1'57.277	263,4	14:13'16.394	13	20.407	36.443	23.876	35.814	1'56.540	269,3	14:13'34.246
14	20.510	36.654	23.891	35.707	1'56.762	263,4	14:15'13.156	14	20.428	36.516	23.763	35.792	1'56.499	269,3	14:15'30.745
15	20.452	36.378	23.905	35.571	1'56.306	266,0	14:17'09.462	15	20.320	36.374	23.868	35.925	1'56.487	268,7	14:17'27.232
16	20.417	36.577	23.799	35.683	1'56.476	266,7	14:19'05.938	16	20.317	36.612	23.844	36.166	1'56.939	264,7	14:19'24.171
17	20.428	36.353	23.930	36.224	1'56.935	266,0	14:21'02.873	17	20.257	36.954	24.369	36.570	1'58.150	266,7	14:21'22.321
18	20.452	36.427	23.904	35.676	1'56.459	264,7	14:22'59.332	18	20.604	37.258	24.429	37.000	1'59.291	263,4	14:23'21.612
Race Time 37'10.278								Race Time 37'32.558							

2° 81 M. GONZALEZ (1'55.759)								5° 5 P. OETTL (1'58.864)							
Lap	Seg.1	Seg.2	Seg.3	Seg.4	Lap Time	km/h	Local Time	Lap	Seg.1	Seg.2	Seg.3	Seg.4	Lap Time	km/h	Local Time
1		33.874	22.777	32.259	1'51.644	226,4	13:47'40.698	1		34.149	22.663	32.475	1'52.310	230,3	13:47'41.364
2	22.254	41.397	27.222	49.888	2'20.761P	268,7	13:50'01.459	2	22.336	43.041	27.792	51.364	2'24.533P	270,7	13:50'05.897
3	1'55.775	38.891	25.082	37.612	3'37.360P	193,2	13:53'38.819	3	1'26.549	40.842	26.010	38.117	3'11.518P	194,6	13:53'17.415
4	22.023	37.168	24.248	36.675	2'00.114	260,2	13:55'38.933	4	21.815	38.218	25.365	36.987	2'02.385	259,6	13:55'19.800
5	21.481	37.622	24.966	37.547	2'01.616	264,7	13:57'40.549	5	22.589	38.042	24.651	37.322	2'02.604	257,1	13:57'22.404
6	21.384	37.532	24.517	37.263	2'00.696	267,3	13:59'41.245	6	21.530	38.066	24.938	38.192	2'02.726	263,4	13:59'25.130
7	21.396	37.656	24.484	37.199	2'00.735	265,4	14:01'41.980	7	21.836	38.334	24.860	38.213	2'03.243	264,7	14:01'28.373
8	21.066	37.526	24.378	36.944	1'59.914	264,7	14:03'41.894	8	21.475	38.401	24.899	37.654	2'02.429	264,1	14:03'30.802
9	20.909	37.496	24.302	36.932	1'59.639	265,4	14:05'41.533	9	21.344	38.224	24.753	37.028	2'01.349	266,7	14:05'32.151
10	20.551	37.472	24.252	36.602	1'58.877	266,0	14:07'40.410	10	21.132	37.823	24.398	36.726	2'00.079	262,1	14:07'32.230
11	20.896	37.429	24.082	36.358	1'58.765	266,0	14:09'39.175	11	21.165	37.756	24.457	36.893	2'00.271	262,1	14:09'32.501
12	20.567	36.963	24.018	36.016	1'57.564	264,1	14:11'36.739	12	20.897	37.421	24.528	36.620	1'59.466	262,8	14:11'31.967
13	20.426	36.620	23.867	35.995	1'56.908	266,0	14:13'33.647	13	20.863	37.900	24.210	36.576	1'59.549	263,4	14:13'31.516
14	20.440	36.535	23.951	35.926	1'56.852	265,4	14:15'30.499	14	20.889	37.437	24.242	36.342	1'58.910	263,4	14:15'30.426
15	20.377	36.311	23.921	35.588	1'56.197	267,3	14:17'26.696	15	21.561	36.864	23.940	36.499	1'58.864	266,0	14:17'29.290
16	20.022	36.323	23.994	35.689	1'56.028	268,0	14:19'22.724	16	20.928	37.162	24.309	36.623	1'59.022	267,3	14:19'28.312
17	20.142	36.200	23.724	35.693	1'55.759	265,4	14:21'18.483	17	21.071	37.719	24.564	36.942	2'00.296	265,4	14:21'28.608
18	20.058	36.817	23.980	36.220	1'57.075	268,0	14:23'15.558	18	21.061	38.170	24.791	37.551	2'01.573	268,0	14:23'30.181
Race Time 37'26.504								Race Time 37'41.127 + 1.995Pen							

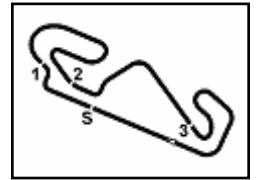
3° 3 R. DE ROSA (1'55.671)								6° 85 L. ARBEL (1'55.264)							
Lap	Seg.1	Seg.2	Seg.3	Seg.4	Lap Time	km/h	Local Time	Lap	Seg.1	Seg.2	Seg.3	Seg.4	Lap Time	km/h	Local Time
1		34.197	22.896	32.206	1'52.604	226,9	13:47'41.658	1		37.707	25.133	34.748	2'03.155	240,5	13:47'52.209
2	22.868	43.347	28.276	53.562	2'28.053P	252,3	13:50'09.711	2	24.408	45.240	29.047	44.803	2'23.498	228,3	13:50'15.707
3	1'43.560	39.836	25.083	37.585	3'26.064P	186,5	13:53'35.775	3	24.384	44.313	28.699	43.747	2'21.143	205,7	13:52'36.850
4	22.339	37.920	24.691	37.441	2'02.391	262,1	13:55'38.166	4	23.774	43.011	27.748	41.785	2'16.318	229,8	13:54'53.168
5	22.063	37.664	24.958	37.597	2'02.282	254,7	13:57'40.448	5	23.719	42.546	27.351	41.581	2'15.197	228,3	13:57'08.365
6	21.748	37.650	24.482	37.566	2'01.446	266,0	13:59'41.894	6	22.974	41.807	26.622	40.554	2'11.957	243,8	13:59'20.322
7	21.457	37.559	24.450	36.831	2'00.297	262,8	14:01'42.191	7	22.387	41.035	26.080	39.650	2'09.152	241,1	14:01'29.474
8	21.268	37.579	24.578	36.960	2'00.385	262,1	14:03'42.576	8	22.214	40.082	25.770	39.214	2'07.280	243,8	14:03'36.754
9	20.978	36.983	24.367	36.700	1'59.028	265,4	14:05'41.604	9	21.922	39.547	25.242	37.963	2'04.674	256,5	14:05'41.428
10	21.071	37.375	24.440	36.438	1'59.324	262,8	14:07'40.928	10	21.883	38.280	25.003	37.091	2'02.257	249,4	14:07'43.685
11	20.891	37.194	24.254	36.300	1'58.639	265,4	14:09'39.567	11	21.307	38.668	25.931	37.800	2'03.706	262,8	14:09'47.391
12	20.673	36.780	24.235	35.925	1'57.613	265,4	14:11'37.180	12	21.864	37.805	24.753	36.493	2'00.915	262,1	14:11'48.306
13	20.560	36.535	23.879	35.814	1'56.788	267,3	14:13'33.968	13	21.135	37.908	25.565	36.422	2'01.030	262,8	14:13'49.336
14	20.530	36.456	24.003	35.956	1'56.945	268,7	14:15'30.913	14	20.784	37.028	24.074	36.573	1'58.459	266,0	14:15'47.795
15	20.504	36.216	23.872	35.760	1'56.352	272,0	14:17'27.265	15	20.627	36.670	24.089	36.163	1'57.549	269,3	14:17'45.344
16	20.509	36.029	23.733	35.455	1'55.726	268,0	14:19'22.991	16	20.669	36.435	23.961	35.551	1'56.616	264,7	14:19'41.960
17	20.303	36.003	23.807	35.558	1'55.671	270,0	14:21'18.662	17	20.334	36.156	23.978	35.329	1'55.797	266,0	14:21'37.757
18	20.190	36.340	24.114	36.299	1'56.943	270,7	14:23'15.605	18	20.094	35.741	24.142	35.287	1'55.264	267,3	14:23'33.021
Race Time 37'26.551								Race Time 37'43.967							

18/09/2021 P = Pits In/Out - C = Lap Time Cancelled

These data/results cannot be reproduced, stored and/or transmitted in whole or in part by any manner of electronic, mechanical, photocopying, recording, broadcasting or otherwise now known or herein after developed without the previous express consent by the copyright owner, except for reproduction in daily press and regular printed publications on sale to the public within 60 days of the event related to those data/results and always provided that copyright symbol appears together as follows below.

© DORNA WSBK ORGANIZATION Srl 2021





Hyundai N Catalunya Round, 17-19 September 2021 Chronological Analysis Race 1

Circuit de Barcelona 4.657 m

Start at 13:45'49.054

2 / 6

7° 38 H. SOOMER (1'57.743)								10° 28 G. VAN STRAALEN (1'58.982)							
Lap	Seg.1	Seg.2	Seg.3	Seg.4	Lap Time	km/h	Local Time	Lap	Seg.1	Seg.2	Seg.3	Seg.4	Lap Time	km/h	Local Time
1		36.755	23.636	33.286	1'58.441	232,8	13:47'47.495	1		35.237	23.423	32.689	1'55.648	241,1	13:47'44.702
2	23.497	44.389	28.934	53.707	2'30.527P	253,5	13:50'18.022	2	23.087	43.928	29.179	54.909	2'31.103P	239,5	13:50'15.805
3	1'40.660	38.250	24.835	37.782	3'21.527P	185,2	13:53'39.549	3	1'36.112	38.705	25.056	38.012	3'17.885P	193,5	13:53'33.690
4	21.811	37.592	24.656	37.499	2'01.558	253,5	13:55'41.107	4	22.188	38.292	25.002	37.784	2'03.266	259,0	13:55'36.956
5	21.542	37.732	24.537	37.549	2'01.360	265,4	13:57'42.467	5	22.022	38.397	25.522	38.180	2'04.121	258,4	13:57'41.077
6	21.198	37.763	24.587	37.651	2'01.199	265,4	13:59'43.666	6	21.415	38.460	24.918	38.203	2'02.996	266,0	13:59'43.073
7	21.226	38.020	24.552	37.177	2'00.975	266,0	14:01'44.641	7	21.678	38.358	25.569	37.704	2'03.309	261,5	14:01'47.382
8	21.137	37.799	24.494	36.956	2'00.386	269,3	14:03'45.027	8	21.477	38.214	24.979	37.501	2'02.171	260,2	14:03'49.553
9	21.574	37.639	24.381	36.595	2'00.189	270,7	14:05'45.216	9	21.627	38.344	24.846	37.542	2'02.359	260,2	14:05'51.912
10	21.016	37.705	24.269	36.945	1'59.935	267,3	14:07'45.151	10	21.311	38.148	24.826	37.179	2'01.464	259,0	14:07'53.376
11	20.909	37.598	24.872	36.724	2'00.103	264,1	14:09'45.254	11	21.204	37.879	24.671	36.748	2'00.502	264,1	14:09'53.878
12	21.056	37.443	24.291	37.112	1'59.902	263,4	14:11'45.156	12	20.933	37.540	25.029	36.892	2'00.394	264,1	14:11'54.272
13	20.896	37.322	24.268	36.413	1'58.899	264,1	14:13'44.055	13	20.938	37.490	24.475	36.972	1'59.875	262,8	14:13'54.147
14	20.754	37.030	24.104	36.323	1'58.211	263,4	14:15'42.266	14	20.958	37.224	24.578	36.772	1'59.532	262,1	14:15'53.679
15	20.599	36.846	24.134	36.483	1'58.062	267,3	14:17'40.328	15	20.796	37.211	24.348	36.627	1'58.982	266,7	14:17'52.661
16	20.567	37.134	24.055	36.625	1'58.381	264,1	14:19'38.709	16	20.798	37.484	24.663	36.632	1'59.577	265,4	14:19'52.238
17	20.594	36.642	24.203	36.354	1'57.793	266,0	14:21'36.502	17	20.797	37.233	24.645	36.886	1'59.561	266,0	14:21'51.799
18	20.365	36.607	24.099	36.672	1'57.743	265,4	14:23'34.245	18	20.948	37.355	24.780	37.296	2'00.379	262,1	14:23'52.178
Race Time 37'45.191								Race Time 38'03.124							

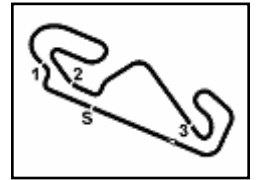
8° 4 S. ODENDAAL (1'56.876)								11° 9 S. JESPERSEN (1'58.307)							
Lap	Seg.1	Seg.2	Seg.3	Seg.4	Lap Time	km/h	Local Time	Lap	Seg.1	Seg.2	Seg.3	Seg.4	Lap Time	km/h	Local Time
1		33.989	22.622	32.195	1'51.798	233,3	13:47'40.852	1		37.032	23.980	33.682	1'59.828	232,3	13:47'48.882
2	23.346	42.950	27.480	51.110	2'24.886P	262,8	13:50'05.738	2	23.967	45.009	29.483	55.014	2'33.473P	234,8	13:50'22.355
3	1'21.521	39.059	25.688	38.313	3'04.581P	194,6	13:53'10.319	3	1'28.773	39.574	25.631	38.177	3'12.155P	184,3	13:53'34.510
4	21.667	38.471	25.835	39.103	2'05.076	260,2	13:55'15.395	4	21.992	38.292	25.343	37.691	2'03.318	266,7	13:55'37.828
5	22.424	38.332	25.353	38.800	2'04.909	256,5	13:57'20.304	5	21.815	38.404	25.067	37.871	2'03.157	256,5	13:57'40.985
6	22.078	38.144	24.905	38.754	2'03.881	254,1	13:59'24.185	6	21.635	37.884	24.487	37.856	2'01.862	264,7	13:59'42.847
7	21.975	38.041	24.972	38.244	2'03.232	241,1	14:01'27.417	7	21.680	37.873	24.319	37.714	2'01.586	264,1	14:01'44.433
8	21.650	37.648	24.464	37.730	2'01.492	262,8	14:03'28.909	8	21.439	37.964	24.595	37.399	2'01.397	265,4	14:03'45.830
9	21.424	37.618	24.169	36.887	2'00.098	263,4	14:05'29.007	9	21.501	37.848	24.543	37.448	2'01.340	267,3	14:05'47.170
10	21.157	37.290	24.249	36.747	1'59.443	263,4	14:07'28.450	10	21.381	37.559	24.411	37.424	2'00.775	262,8	14:07'47.945
11	21.095	37.117	24.171	37.073	1'59.456	263,4	14:09'27.906	11	20.951	37.280	24.291	37.417	1'59.939	263,4	14:09'47.884
12	21.409	37.352	24.319	37.074	2'00.154	263,4	14:11'28.060	12	21.155	37.558	24.484	36.962	2'00.159	268,7	14:11'48.043
13	21.039	37.108	24.530	36.719	1'59.396	262,8	14:13'27.456	13	20.790	37.395	24.277	37.244	1'59.706	270,7	14:13'47.749
14	20.712	37.076	24.392	36.649	1'58.829	264,7	14:15'26.285	14	20.736	37.039	24.148	36.906	1'58.829	262,8	14:15'46.578
15	20.480	36.629	24.208	36.054	1'57.371	264,7	14:17'23.656	15	20.806	36.766	24.314	36.811	1'58.697	268,0	14:17'45.275
16	20.650	36.656	24.133	36.055	1'57.494	266,7	14:19'21.150	16	20.624	36.770	24.287	36.626	1'58.307	266,0	14:19'43.582
17	20.385	36.363	24.057	36.071	1'56.876	265,4	14:21'18.026	17	20.645	36.957	24.426	36.789	1'58.817	264,7	14:21'42.399
18	20.444	36.569	24.561	36.075	1'57.649	266,7	14:23'15.675	18	20.645	36.934	24.343	36.801	1'58.723	264,1	14:23'41.122
Race Time 37'26.621 + 25.845Pen								Race Time 37'52.068 + 17.795Pen							

9° 56 P. SEBESTYEN (1'58.716)								12° 71 C. BERGMAN (1'58.617)							
Lap	Seg.1	Seg.2	Seg.3	Seg.4	Lap Time	km/h	Local Time	Lap	Seg.1	Seg.2	Seg.3	Seg.4	Lap Time	km/h	Local Time
1		36.032	22.961	33.160	1'57.228	236,3	13:47'46.282	1		35.493	23.504	33.264	1'56.976	234,8	13:47'46.030
2	23.031	45.094	29.685	54.011	2'31.821P	255,3	13:50'18.103	2	23.000	44.285	29.847	54.708	2'31.840P	270,0	13:50'17.870
3	1'38.399	39.879	25.385	38.238	3'21.901P	192,2	13:53'40.004	3	1'49.723	38.783	25.409	37.309	3'31.224P	190,1	13:53'49.094
4	22.308	38.193	24.935	37.323	2'02.759	246,6	13:55'42.763	4	22.129	38.249	24.985	37.244	2'02.607	254,7	13:55'51.701
5	21.602	37.612	24.260	37.951	2'01.425	260,9	13:57'44.188	5	21.962	38.196	24.943	37.120	2'02.221	262,8	13:57'53.922
6	21.533	37.904	24.656	37.519	2'01.612	258,4	13:59'45.800	6	22.101	38.374	25.081	37.625	2'03.181	257,8	13:59'57.103
7	21.733	38.133	24.866	37.860	2'02.592	255,3	14:01'48.392	7	22.140	38.177	24.968	37.437	2'02.722	258,4	14:01'59.825
8	21.683	39.025	24.877	37.408	2'02.993	257,8	14:03'51.385	8	21.963	38.352	24.748	37.039	2'02.102	261,5	14:04'01.927
9	21.398	37.801	24.476	37.125	2'00.800	263,4	14:05'52.185	9	21.582	38.083	24.606	36.989	2'01.260	262,1	14:06'03.187
10	21.192	38.072	24.725	37.034	2'01.023	265,4	14:07'53.208	10	21.567	37.703	24.488	36.726	2'00.484	260,9	14:08'03.671
11	21.069	37.805	24.774	36.826	2'00.474	262,1	14:09'53.682	11	21.204	37.778	25.034	36.897	2'00.913	262,8	14:11'04.584
12	20.810	37.579	24.884	36.922	2'00.195	261,5	14:11'53.877	12	21.357	37.773	24.611	37.130	2'00.871	263,4	14:12'05.455
13	20.991	37.449	24.481	36.885	1'59.806	263,4	14:13'53.683	13	21.517	37.486	24.538	36.720	2'00.261	262,8	14:14'05.716
14	20.684	37.460	24.519	37.020	1'59.683	264,1	14:15'53.366	14	21.031	37.281	24.637	36.739	1'59.688	266,0	14:16'05.404
15	20.560	37.085	24.318	36.753	1'58.716	267,3	14:17'52.082	15	21.044	37.434	24.387	36.681	1'59.546	266,7	14:18'04.950
16	20.636	37.821	24.543	36.869	1'59.869	269,3	14:19'51.951	16	21.161	37.257	24.418	36.416	1'59.252	266,7	14:20'04.202
17	20.606	37.234	24.395	36.755	1'58.990	262,8	14:21'50.941	17	21.012	36.992	24.301	36.401	1'58.706	264,1	14:22'02.908
18	20.660	37.193	24.432	36.846	1'59.131	263,4	14:23'50.072	18	20.876	37.117	24.273	36.351	1'58.617	264,7	14:24'01.525
Race Time 38'01.018								Race Time 38'12.471							

18/09/2021 P = Pits In/Out - C = Lap Time Cancelled

These data/results cannot be reproduced, stored and/or transmitted in whole or in part by any manner of electronic, mechanical, photocopying, recording, broadcasting or otherwise now known or herein after developed without the previous express consent by the copyright owner, except for reproduction in daily press and regular printed publications on sale to the public within 60 days of the event related to those data/results and always provided that copyright symbol appears together as follows below.

© DORNA WSBK ORGANIZATION Srl 2021



Hyundai N Catalunya Round, 17-19 September 2021

Chronological Analysis Race 1

Circuit de Barcelona 4.657 m

Start at 13:45'49.054

3 / 6

13° 55 G. HENDRA PRATAMA (1'59.192)								16° 40 U. ORRADRE (1'59.902)							
Lap	Seg.1	Seg.2	Seg.3	Seg.4	Lap Time	km/h	Local Time	Lap	Seg.1	Seg.2	Seg.3	Seg.4	Lap Time	km/h	Local Time
1		38.031	24.871	34.700	2'03.244	241,1	13:47'52.298	1		37.160	24.476	34.086	2'00.741	235,8	13:47'49.795
2	23.824	46.402	30.023	55.303	2'35.552P	236,3	13:50'27.850	2	24.680	47.301	30.304	56.205	2'38.490P	226,9	13:50'28.285
3	1'22.921	39.388	25.358	38.753	3'06.420P	192,9	13:53'34.270	3	1'43.867	41.179	25.840	38.592	3'29.478P	193,9	13:53'57.763
4	22.113	38.271	25.061	37.928	2'03.373	259,6	13:55'37.643	4	22.752	39.568	25.466	37.945	2'05.731	257,1	13:56'03.494
5	21.901	37.974	25.027	37.805	2'02.707	257,1	13:57'40.350	5	22.034	39.176	25.188	38.179	2'04.577	262,1	13:58'08.071
6	22.014	37.879	24.551	37.732	2'02.176	262,1	13:59'42.526	6	21.817	39.148	25.453	38.128	2'04.546	259,6	14:00'12.617
7	21.586	37.952	24.550	37.191	2'01.279	262,8	14:01'43.805	7	21.619	38.914	25.347	38.211	2'04.091	261,5	14:02'16.708
8	21.335	37.814	24.669	36.903	2'00.721	265,4	14:03'44.526	8	21.449	39.264	25.010	37.947	2'03.670	262,8	14:04'20.378
9	21.263	37.672	24.581	36.834	2'00.350	264,7	14:05'44.876	9	21.441	39.271	25.100	37.778	2'03.590	262,1	14:06'23.968
10	21.229	37.361	24.521	37.104	2'00.215	263,4	14:07'45.091	10	21.333	38.577	24.537	37.358	2'01.805	261,5	14:08'25.773
11	21.272	37.685	25.671	37.767	2'02.395	260,9	14:09'47.486	11	21.121	38.278	24.546	37.372	2'01.317	260,9	14:10'27.090
12	21.137	37.452	24.784	36.943	2'00.316	268,0	14:11'47.802	12	20.820	38.182	24.507	37.087	2'00.596	262,1	14:12'27.686
13	21.209	37.613	24.551	36.853	2'00.226	264,7	14:13'48.028	13	20.900	38.009	24.480	37.273	2'00.662	265,4	14:14'28.348
14	21.032	37.490	24.393	36.763	1'59.678	266,0	14:15'47.706	14	20.807	38.170	24.510	37.086	2'00.514	263,4	14:16'28.862
15	20.945	37.208	24.403	36.704	1'59.260	268,0	14:17'46.966	15	20.673	37.838	24.370	37.021	1'59.902	264,1	14:18'28.764
16	20.819	37.021	24.252	37.100	1'59.192	267,3	14:19'46.158	16	20.664	38.195	24.364	37.497	2'00.720	263,4	14:20'29.484
17	21.101	37.325	24.781	37.475	2'00.682	266,0	14:21'46.840	17	21.058	38.174	24.491	37.628	2'01.351	262,1	14:22'30.835
18	21.456	37.629	24.864	37.440	2'01.389	264,7	14:23'48.229	18	20.901	38.207	24.531	37.024	2'00.663	265,4	14:24'31.498
Race Time 37'59.175 + 19.450Pen								Race Time 38'42.444							

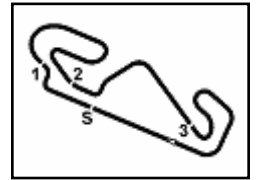
14° 95 V. TAKALA (1'59.823)								17° 31 D. VALLE (1'58.057)							
Lap	Seg.1	Seg.2	Seg.3	Seg.4	Lap Time	km/h	Local Time	Lap	Seg.1	Seg.2	Seg.3	Seg.4	Lap Time	km/h	Local Time
1		35.853	23.567	33.296	1'58.795	236,3	13:47'47.849	1		38.130	25.322	34.612	2'03.863	225,5	13:47'52.917
2	23.221	43.876	29.198	55.055	2'31.350P	235,3	13:50'19.199	2	24.328	46.740	31.739	56.501	2'39.308P	241,1	13:50'32.225
3	1'37.038	39.627	25.506	38.776	3'20.947P	187,5	13:53'40.146	3	2'00.594	41.534	25.841	38.384	3'46.353P	184,6	13:54'18.578
4	22.463	38.108	24.580	37.112	2'02.263	264,1	13:55'42.409	4	22.411	38.333	24.999	37.410	2'03.153	237,9	13:56'21.731
5	21.531	37.557	24.529	37.440	2'01.057	259,6	13:57'43.466	5	21.568	37.864	24.886	37.119	2'01.437	259,6	13:58'23.168
6	21.588	37.662	24.393	37.307	2'00.950	259,6	13:59'44.416	6	20.994	37.562	24.646	38.048	2'01.250	261,5	14:00'24.418
7	25.662	39.097	24.453	37.391	2'06.603	257,8	14:01'51.019	7	20.973	37.753	24.504	37.964	2'01.194	261,5	14:02'25.612
8	24.966	38.784	24.546	37.091	2'05.387	262,8	14:03'56.406	8	21.297	38.323	24.660	37.683	2'01.963	263,4	14:04'27.575
9	21.542	37.352	24.492	37.635	2'01.021	264,7	14:05'57.427	9	21.033	38.016	24.685	37.568	2'01.302	260,9	14:06'28.877
10	21.314	38.273	24.889	37.960	2'02.436	263,4	14:07'59.863	10	21.355	38.343	24.914	37.291	2'01.903	259,6	14:08'30.780
11	21.163	38.209	24.999	37.437	2'01.808	264,1	14:10'01.671	11	21.131	37.912	24.828	37.126	2'00.997	259,6	14:10'31.777
12	20.989	37.726	24.801	37.596	2'01.112	262,8	14:12'02.783	12	21.182	38.167	25.185	37.427	2'01.961	260,9	14:12'33.738
13	21.253	37.847	24.868	37.504	2'01.472	265,4	14:14'04.255	13	21.145	38.380	24.956	37.517	2'01.998	261,5	14:14'35.736
14	20.977	37.930	24.697	37.215	2'00.819	266,0	14:16'05.074	14	20.941	37.868	25.117	37.378	2'01.304	264,7	14:16'37.040
15	21.041	37.495	24.228	37.059	1'59.823	264,1	14:18'04.897	15	20.646	37.779	24.523	36.728	1'59.676	265,4	14:18'36.716
16	21.466	37.916	24.611	37.389	2'01.382	266,7	14:20'06.279	16	20.974	37.349	24.384	36.575	1'59.282	257,8	14:20'35.998
17	21.272	38.247	25.242	37.807	2'02.568	266,7	14:22'08.847	17	21.021	37.068	24.398	36.364	1'58.851	259,6	14:22'34.849
18	21.481	38.390	25.262	38.175	2'03.308	265,4	14:24'12.155	18	20.724	37.034	24.261	36.038	1'58.057	259,6	14:24'32.906
Race Time 38'23.101								Race Time 38'43.852							

15° 14 L. CAUCHI (1'59.077)								18° 94 F. CARICASULO (1'57.757)							
Lap	Seg.1	Seg.2	Seg.3	Seg.4	Lap Time	km/h	Local Time	Lap	Seg.1	Seg.2	Seg.3	Seg.4	Lap Time	km/h	Local Time
1		37.477	25.163	34.993	2'03.568	241,6	13:47'52.622	1		35.400	23.889	33.137	1'56.165	237,4	13:47'45.219
2	24.502	46.675	30.427	58.373	2'39.977P	236,8	13:50'32.599	2	23.616	45.146	29.581	54.204	2'32.547P	229,3	13:50'17.766
3	1'27.095	40.583	26.403	41.031	3'15.112P	191,2	13:53'47.711	3	2'49.025	37.720	25.929	37.297	4'29.971P	190,8	13:54'47.737
4	22.789	39.350	25.612	38.459	2'06.210	255,3	13:55'53.921	4	22.009	37.028	24.477	36.856	2'00.370	252,9	13:56'48.107
5	22.438	39.208	25.867	37.898	2'05.411	256,5	13:57'59.332	5	21.290	37.102	24.314	37.717	2'00.423	253,5	13:58'48.530
6	22.262	38.878	25.273	38.588	2'05.001	258,4	14:00'04.333	6	21.096	37.573	24.728	37.394	2'00.791	260,2	14:00'49.321
7	21.978	39.327	25.714	38.631	2'05.650	257,1	14:02'09.983	7	21.208	38.139	24.586	37.181	2'01.114	260,2	14:02'50.435
8	21.623	38.594	25.315	37.862	2'03.394	259,0	14:04'13.377	8	21.237	38.337	25.123	37.009	2'01.706	259,6	14:04'52.141
9	21.421	38.354	24.928	37.389	2'02.092	259,0	14:06'15.469	9	21.104	38.123	24.657	36.999	2'00.883	260,9	14:06'53.024
10	21.190	38.045	24.880	37.151	2'01.266	258,4	14:08'16.735	10	20.942	37.909	25.014	36.652	2'00.517	260,2	14:08'53.541
11	21.302	38.125	24.806	37.289	2'01.522	257,8	14:10'18.257	11	20.884	37.294	24.518	36.648	1'59.344	260,2	14:10'52.885
12	21.018	37.668	24.848	36.817	2'00.351	257,8	14:12'18.608	12	20.627	37.238	24.604	36.365	1'58.834	260,2	14:12'51.719
13	21.027	37.639	24.713	36.967	2'00.346	258,4	14:14'18.954	13	20.652	37.405	24.445	36.841	1'59.343	262,1	14:14'51.062
14	21.005	37.670	24.492	36.685	1'59.852	258,4	14:16'18.806	14	20.609	37.389	24.753	36.404	1'59.155	259,6	14:16'50.217
15	20.931	37.519	24.665	36.660	1'59.775	257,8	14:18'18.581	15	20.642	37.233	24.518	36.278	1'58.671	262,1	14:18'48.888
16	20.806	37.902	24.614	36.734	2'00.056	260,2	14:20'18.637	16	20.688	36.924	24.683	36.096	1'58.391	263,4	14:20'47.279
17	20.868	37.168	24.426	36.615	1'59.077	258,4	14:22'17.714	17	20.278	36.825	24.631	36.023	1'57.757	262,8	14:22'45.036
18	20.776	37.436	24.554	37.008	1'59.774	259,0	14:24'17.488	18	20.476	36.816	24.513	36.548	1'58.353	264,1	14:24'43.389
Race Time 38'28.434								Race Time 38'54.335							

18/09/2021 P = Pits In/Out - C = Lap Time Cancelled

These data/results cannot be reproduced, stored and/or transmitted in whole or in part by any manner of electronic, mechanical, photocopying, recording, broadcasting or otherwise now known or herein after developed without the previous express consent by the copyright owner, except for reproduction in daily press and regular printed publications on sale to the public within 60 days of the event related to those data/results and always provided that copyright symbol appears together as follows below.

© DORNA WSBK ORGANIZATION Srl 2021



Hyundai N Catalunya Round, 17-19 September 2021

Chronological Analysis Race 1

Circuit de Barcelona 4.657 m

Start at 13:45'49.054

4 / 6

19° 66 N. TUULI (1'52.002)							
Lap	Seg.1	Seg.2	Seg.3	Seg.4	Lap Time	km/h	Local Time
1		35.141	24.026	33.035	1'55.369	229,8	13:47'44.423
2	22.962	43.572	28.861	53.381	2'28.776P	252,9	13:50'13.199
3	1'55.186	39.377	25.344	37.730	3'37.637P	187,2	13:53'50.836
4	22.397	38.918	25.320	37.855	2'04.490	255,3	13:55'55.326
5	22.177	38.369	25.334	37.168	2'03.048	246,6	13:57'58.374
6	21.903	38.049	25.008	37.019	2'01.979	259,6	14:00'00.353
7	21.798	38.086	24.988	37.229	2'02.101	253,5	14:02'02.454
8	22.007	38.449	25.208	37.427	2'03.091	253,5	14:04'05.545
9	21.994	37.971	24.810	37.041	2'01.816	259,0	14:06'07.361
10	21.398	38.068	24.829	37.063	2'01.358	262,8	14:08'08.719
11	21.613	37.968	26.037	49.154	2'14.772P	250,6	14:10'23.491
12	1'31.887	36.807	23.953	35.421	3'08.068P	164,9	14:13'31.559
13	20.900	36.903	23.324	34.122	1'55.249	261,5	14:15'26.808
14	20.101	35.005	23.178	34.265	1'52.549	266,7	14:17'19.357
15	20.042	34.701	23.145	34.114	1'52.002	266,0	14:19'11.359
16	20.003	34.864	23.293	34.825	1'52.985	268,0	14:21'04.344
17	19.963	34.928	23.200	34.038	1'52.129	267,3	14:22'56.473
18	19.972	34.876	23.475	34.320	1'52.643	262,8	14:24'49.116
Race Time 39'00.062							

20° 42 S. FROSSARD (1'59.978)							
Lap	Seg.1	Seg.2	Seg.3	Seg.4	Lap Time	km/h	Local Time
1		36.112	23.458	33.071	1'57.783	235,3	13:47'46.837
2	22.880	44.176	29.139	53.808	2'30.003P	249,4	13:50'16.840
3	2'34.510	41.828	27.022	39.817	4'23.177P	172,0	13:54'40.017
4	23.096	39.057	25.356	38.284	2'05.793	250,0	13:56'45.810
5	21.634	38.224	25.332	38.575	2'03.765	260,2	13:58'49.575
6	21.837	38.230	24.963	38.406	2'03.436	247,7	14:00'53.011
7	21.275	38.428	25.102	37.719	2'02.524	260,9	14:02'55.535
8	21.014	38.391	24.890	37.606	2'01.901	261,5	14:04'57.436
9	21.039	37.872	24.495	37.032	2'00.438	260,2	14:06'57.874
10	21.222	37.691	24.391	37.093	2'00.397	261,5	14:08'58.271
11	20.766	37.763	24.562	37.218	2'00.309	265,4	14:10'58.580
12	21.142	37.709	24.651	37.652	2'01.154	261,5	14:12'59.734
13	21.136	37.621	24.823	37.435	2'01.015	261,5	14:15'00.749
14	20.833	37.708	24.656	37.119	2'00.316	261,5	14:17'01.065
15	21.015	37.579	24.802	37.887	2'01.283	261,5	14:19'02.348
16	20.882	37.490	24.667	37.967	2'01.006	262,8	14:21'03.354
17	20.919	37.411	24.675	36.973	1'59.978	264,7	14:23'03.332
Race Time 37'14.278							

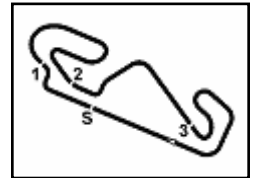
21° 84 M. FABRIZIO (1'49.275)							
Lap	Seg.1	Seg.2	Seg.3	Seg.4	Lap Time	km/h	Local Time
1		37.559	25.250	34.331	2'02.626	230,8	13:47'51.680
2	24.900	47.785	31.664	57.296	2'41.645P	218,6	13:50'33.325
3	1'44.134	41.341	25.751	40.155	3'31.381P	189,1	13:54'04.706
4	23.748	39.386	25.514	39.689	2'08.337	235,8	13:56'13.043
5	22.339	39.326	25.032	39.732	2'06.429	255,3	13:58'19.472
6	22.165	39.007	24.904	39.473	2'05.549	255,3	14:00'25.021
7	21.738	38.838	24.633	38.939	2'04.148	261,5	14:02'29.169
8	21.909	39.895	25.646	49.997	2'17.447P	260,2	14:04'46.616
9	1'46.636	39.285	23.955	36.013	3'25.889P	185,9	14:08'12.505
10	19.993	35.883	23.642	34.488	1'54.006	263,4	14:10'06.511
11	19.680	35.608	23.249	33.938	1'52.475	268,7	14:11'58.986
12	19.994	34.404	23.354	33.589	1'51.341	268,0	14:13'50.327
13	19.881	35.379	22.660	33.572	1'51.492	270,0	14:15'41.819
14	19.607	34.012	22.503	33.153	1'49.275	265,4	14:17'31.094
15	19.280	35.304	22.567	34.765	1'51.916	269,3	14:19'23.010
16	19.947	34.401	22.544	33.323	1'50.215	267,3	14:21'13.225
17	19.668	35.003	22.561	33.385	1'50.617	268,0	14:23'03.842
Race Time 37'14.788							

22° 92 B. VAN EERDE (1'59.349)							
Lap	Seg.1	Seg.2	Seg.3	Seg.4	Lap Time	km/h	Local Time
1							
2							
3							
4							
5							
6							
7							
8							
9							
10							
11							
12							
13							
14							
15							
16							
17							

1						37.675	25.372	34.818	2'03.646	238,9	13:47'52.700
2	24.185					45.577	30.438	56.189	2'36.389P	238,4	13:50'29.089
3	2'31.764					39.910	26.129	38.057	4'15.860P	190,5	13:54'44.949
4	22.130					38.258	25.054	38.017	2'03.459	255,9	13:56'48.408
5	21.982					38.346	24.936	38.046	2'03.310	256,5	13:58'51.718
6	22.023					38.399	25.138	37.916	2'03.476	254,1	14:00'55.194
7	21.675					37.993	25.080	37.526	2'02.274	255,9	14:02'57.468
8	21.519					38.238	24.895	37.365	2'02.017	257,1	14:04'59.485
9	21.456					38.073	25.010	37.521	2'02.060	255,3	14:07'01.545
10	21.473					37.915	24.956	37.094	2'01.438	255,3	14:09'02.983
11	21.287					37.848	24.991	37.018	2'01.144	255,9	14:11'04.127
12	21.310					37.511	24.915	36.910	2'00.646	256,5	14:13'04.773
13	21.122					37.892	24.796	37.087	2'00.897	257,8	14:15'05.670
14	21.217					37.601	24.758	36.799	2'00.375	256,5	14:17'06.045
15	21.176					37.418	24.404	36.811	1'59.809	256,5	14:19'05.854
16	20.980					37.086	24.582	36.701	1'59.349	260,9	14:21'05.203
17	21.014					37.077	24.672	36.919	1'59.682	261,5	14:23'04.885
Race Time 37'15.831											

23° 24 L. TACCINI (1'59.876)											
Lap	Seg.1	Seg.2	Seg.3	Seg.4	Lap Time	km/h	Local Time				
1						35.421	23.608	33.297	1'56.910	238,4	13:47'45.964
2	22.915	43.864				28.839	54.100	2'29.718P	246,0	13:50'15.682	
3	1'56.081	41.688				26.003	39.064	3'42.836P	194,2	13:53'58.518	
4	25.173	39.720				25.434	38.656	2'08.983	252,9	13:56'07.501	
5	24.680	39.178				25.108	38.694	2'07.660	262,1	13:58'15.161	
6	21.608	38.612				25.165	38.564	2'03.949	260,2	14:00'19.110	
7	21.522	38.737				25.452	38.824	2'04.535	260,2	14:02'23.645	
8	21.448	38.946				25.027	38.416	2'03.837	259,6	14:04'27.482	
9	21.363	38.423				24.991	37.657	2'02.434	257,8	14:06'29.916	
10	21.221	38.190				24.738	37.245	2'01.394	264,1	14:08'31.310	
11	21.028	37.699				24.755	37.264	2'00.746	262,8	14:10'32.056	
12	20.764	38.150				24.918	37.547	2'01.379	266,7	14:12'33.435	
13	21.338	37.953				24.995	37.656	2'01.942	262,1	14:14'35.377	
14	21.022	37.959				24.876	37.571	2'01.428	262,1	14:16'36.805	
15	20.643	38.166				24.756	49.644	2'13.209P	266,0	14:18'50.014	
16	41.425	37.771				24.814	37.158	2'21.168P	167,7	14:21'11.182	
17	20.646	37.289				24.621	37.320	1'59.876	264,1	14:23'11.058	
Race Time 37'22.004											

24° 45 S. KAWASAKI (2'01.198)											
Lap	Seg.1	Seg.2	Seg.3	Seg.4	Lap Time	km/h	Local Time				
1						37.907	24.998	34.636	2'03.238	236,8	13:47'52.292
2	24.502	45.877				30.193	44.536	2'25.108	234,8	13:50'17.400	
3	25.445	45.799				29.908	55.689	2'36.841P	197,1	13:52'54.241	
4	1'46.841	39.815				26.606	39.892	3'33.154P	176,5	13:56'27.395	
5	22.978	38.984				25.307	38.075	2'05.344	238,4	13:58'32.739	
6	22.237	38.724				25.621	38.243	2'04.825	255,3	14:00'37.564	
7	22.234	39.806				25.833	38.594	2'06.467	255,3	14:02'44.031	
8	22.278	39.953				25.792	38.166	2'06.189	255,3	14:04'50.220	
9	22.045	39.291				25.126	37.306	2'03.768	252,9	14:06'53.988	
10	21.727	38.559				25.203	37.994	2'03.483	257,1	14:08'57.471	
11	21.507	38.490				25.164	37.780	2'02.941	255,9	14:11'00.412	
12	21.533	38.741				25.271	37.812	2'03.357	257,8	14:13'03.769	
13	21.502	38.666				25.235	37				



Hyundai N Catalunya Round, 17-19 September 2021

Chronological Analysis Race 1

Circuit de Barcelona 4.657 m

Start at 13:45'49.054

5 / 6

Lap	Seg.1	Seg.2	Seg.3	Seg.4	Lap Time	km/h	Local Time
4	22.510	38.888	25.447	38.153	2'04.998	260,2	13:55'55.393
5	22.723	38.386	25.378	37.655	2'04.142	248,3	13:57'59.535
6	21.859	38.414	25.068	37.569	2'02.910	265,4	14:00'02.445
7	21.570	37.792	24.811	37.449	2'01.622	260,2	14:02'04.067
8	21.449	37.900	24.939	37.451	2'01.739	262,1	14:04'05.806
9	21.335	37.974	24.795	37.070	2'01.174	266,7	14:06'06.980
10	21.583	37.997	24.799	37.225	2'01.604	260,2	14:08'08.584
11	21.536	37.897	25.136	49.600	2'14.169P	258,4	14:10'22.753
12	2'00.272	37.398	24.494	34.683	3'36.847P	190,5	14:13'59.600
13	20.386	35.253	23.351	34.626	1'53.616	264,7	14:15'53.216
14	19.939	34.946	23.048	34.569	1'52.502	267,3	14:17'45.718
15	19.535	34.052	22.825	33.398	1'49.810	274,1	14:19'35.528
16	19.536	34.424	22.806	33.827	1'50.593	266,0	14:21'26.121
17	20.155	34.013	22.963	33.440	1'50.571	267,3	14:23'16.692

Race Time 37'27.638

29° 70 M. ALCOBA (1'57.943)

Lap	Seg.1	Seg.2	Seg.3	Seg.4	Lap Time	km/h	Local Time
1		37.406	24.525	34.263	2'00.225	241,6	13:47'49.279
2	24.747	47.014	30.497	57.368	2'39.626P	213,0	13:50'28.905
3	3'57.683	42.052	26.371	40.001	5'46.107P	163,1	13:56'15.012
4	22.649	38.457	25.275	38.127	2'04.508	253,5	13:58'19.520
5	21.686	37.856	24.696	37.987	2'02.225	259,6	14:00'21.745
6	21.860	38.299	25.105	38.164	2'03.428	259,6	14:02'25.173
7	21.654	38.954	24.696	37.581	2'02.885	260,2	14:04'28.058
8	21.314	38.163	24.584	37.302	2'01.363	262,8	14:06'29.421
9	21.586	38.588	24.674	37.271	2'02.119	260,2	14:08'31.540
10	21.303	37.969	24.528	37.221	2'01.021	262,1	14:10'32.561
11	21.020	37.642	25.338	37.263	2'01.263	263,4	14:12'33.824
12	21.290	38.041	24.741	37.610	2'01.682	262,8	14:14'35.506
13	21.075	37.825	25.010	37.091	2'01.001	268,7	14:16'36.507
14	21.054	37.748	24.494	36.834	2'00.130	259,6	14:18'36.637
15	20.974	37.317	24.297	36.718	1'59.306	260,2	14:20'35.943
16	20.988	37.045	24.181	36.399	1'58.613	261,5	14:22'34.556
17	20.735	36.923	24.187	36.098	1'57.943	262,8	14:24'32.499

Race Time 38'43.445

30° 34 K. MANFREDI (1'53.885)

Lap	Seg.1	Seg.2	Seg.3	Seg.4	Lap Time	km/h	Local Time
1		36.949	24.340	33.578	1'59.871	235,8	13:47'48.925
2	24.804	46.354	29.671	53.698	2'34.527P	210,5	13:50'23.452
3	4'22.137	39.835	25.594	37.597	6'05.163P	187,8	13:56'28.615
4	22.026	38.290	24.775	37.660	2'02.751	250,6	13:58'31.366
5	21.968	38.645	24.651	38.036	2'03.300	257,1	14:00'34.666
6	21.870	39.337	25.058	37.579	2'03.844	255,9	14:02'38.510
7	21.603	38.498	25.030	45.967	2'11.098P	258,4	14:04'49.608
8	2'06.958	36.921	23.955	35.419	3'43.253P	188,2	14:08'32.861
9	20.524	36.299	23.641	34.918	1'55.382	263,4	14:10'28.243
10	20.553	36.868	24.003	35.650	1'57.074	263,4	14:12'25.317
11	20.682	36.330	23.849	35.206	1'56.067	262,1	14:14'21.384
12	20.532	36.013	24.168	34.794	1'55.507	264,1	14:16'16.891
13	20.324	35.486	23.512	34.674	1'53.996	262,8	14:18'10.887
14	20.336	35.198	23.574	34.938	1'54.046	264,1	14:20'04.933
15	20.252	35.356	23.540	34.737	1'53.885	264,7	14:21'58.818
16	20.388	35.225	23.381	34.925	1'53.919	262,8	14:23'52.737

Race Time 38'03.683

31° 44 B. SAHIN (2'06.015)

Lap	Seg.1	Seg.2	Seg.3	Seg.4	Lap Time	km/h	Local Time
1		37.914	25.327	35.286	2'04.752	236,3	13:47'53.806
2	24.022	47.008	32.434	58.307	2'41.771P	214,3	13:50'35.577
3	6'33.472	43.185	28.985	41.668	8'27.310P	170,3	13:59'02.887
4	23.480	41.752	27.440	40.344	2'13.016	217,7	14:01'15.903
5	22.754	40.160	26.915	40.078	2'09.907	239,5	14:03'25.810
6	22.210	40.027	26.794	39.368	2'08.399	240,5	14:05'34.209
7	22.176	40.074	26.527	39.098	2'07.875	242,2	14:07'42.084
8	21.812	39.607	26.584	38.886	2'06.889	248,3	14:09'48.973
9	21.981	39.778	27.243	39.174	2'08.176	251,7	14:11'57.149
10	21.929	39.973	26.204	38.840	2'06.946	256,5	14:14'04.095

26° 52 P. HOBELSBERGER (1'50.826)

Lap	Seg.1	Seg.2	Seg.3	Seg.4	Lap Time	km/h	Local Time
1		35.715	23.482	33.433	1'56.775	236,8	13:47'45.829
2	23.716	44.695	30.121	56.179	2'34.711P	246,6	13:50'20.540
3	1'49.346	40.271	25.918	38.732	3'34.267P	187,5	13:53'54.807
4	23.517	38.511	25.063	37.954	2'05.045	242,2	13:55'59.852
5	22.239	38.400	25.232	37.994	2'03.865	259,6	13:58'03.717
6	21.656	38.460	25.005	37.840	2'02.961	262,1	14:00'06.678
7	21.716	38.230	25.141	38.295	2'03.382	262,1	14:02'10.060
8	21.194	38.093	25.135	37.816	2'02.238	264,7	14:04'12.298
9	20.993	38.614	24.980	49.137	2'13.724P	263,4	14:06'26.022
10	1'34.198	42.853	26.154	37.953	3'21.158P	186,9	14:09'47.180
11	21.769	37.547	24.879	36.749	2'00.944	260,9	14:11'48.124
12	21.490	37.848	24.419	36.217	1'59.974	259,6	14:13'48.098
13	21.033	36.712	23.814	36.947	1'58.506	262,1	14:15'46.604
14	20.497	36.076	23.697	35.487	1'55.757	268,7	14:17'42.361
15	20.397	35.806	23.568	33.853	1'53.624	268,7	14:19'35.985
16	19.678	34.549	22.970	34.154	1'51.351	270,7	14:21'27.336
17	19.419	34.211	23.365	33.831	1'50.826	272,0	14:23'18.162

Race Time 37'29.108

27° 25 M. BRENNER (1'58.775)

Lap	Seg.1	Seg.2	Seg.3	Seg.4	Lap Time	km/h	Local Time
1		42.938	28.115	39.689	2'18.581	236,8	13:48'07.635
2	26.497	49.087	30.632	59.094	2'45.310P	183,7	13:50'52.945
3	2'42.139	42.134	26.389	39.210	4'29.872P	191,8	13:55'22.817
4	23.356	39.624	25.639	39.109	2'07.728	232,3	13:57'30.545
5	22.394	38.907	25.111	38.596	2'05.008	252,3	13:59'35.553
6	22.632	38.428	25.158	37.901	2'04.119	254,1	14:01'39.672
7	21.798	38.693	25.335	38.924	2'04.750	262,1	14:03'44.422
8	22.211	38.456	25.002	37.688	2'03.357	261,5	14:05'47.779
9	21.694	38.172	24.981	37.245	2'02.092	265,4	14:07'49.871
10	21.414	37.558	24.645	37.034	2'00.651	263,4	14:09'50.522
11	21.374	37.601	24.539	36.810	2'00.324	264,7	14:11'50.846
12	21.119	37.092	24.671	36.559	1'59.441	266,0	14:13'50.287
13	21.050	37.010	24.504	37.224	1'59.788	262,8	14:15'50.075
14	20.969	36.973	24.474	36.444	1'58.860	265,4	14:17'48.935
15	20.833	37.019	24.508	36.415	1'58.775	266,0	14:19'47.710
16	20.713	36.962	24.319	37.243	1'59.237	266,0	14:21'46.947
17	21.038	37.120	24.261	36.472	1'58.891	268,7	14:23'45.838

Race Time 37'56.784

28° 88 M. PATACCA (1'59.520)

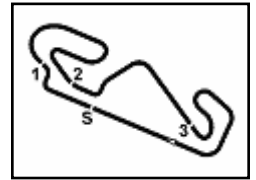
Lap	Seg.1	Seg.2	Seg.3	Seg.4	Lap Time	km/h	Local Time
1		36.635	23.943	33.321	1'58.727	238,9	13:47'47.781
2	25.206	51.076	32.600	58.113	2'46.995P	241,6	13:50'34.776
3	2'33.058	41.809	26.686	41.362	4'22.915P	180,9	13:54'57.691
4	23.257	42.192	26.015	40.572	2'12.036	247,1	13:57'09.727
5	22.256	39.997	24.761	40.613	2'07.627	248,3	13:59'17.354
6	22.017	39.798	25.172	40.142	2'07.129	257,8	14:01'24.483

18/09/2021

P = Pits In/Out - C = Lap Time Cancelled

These data/results cannot be reproduced, stored and/or transmitted in whole or in part by any manner of electronic, mechanical, photocopying, recording, broadcasting or otherwise now known or herein after developed without the previous express consent by the copyright owner, except for reproduction in daily press and regular printed publications on sale to the public within 60 days of the event related to those data/results and always provided that copyright symbol appears together as follows below.

© DORNA WSBK ORGANIZATION Srl 2021



Hyundai N Catalunya Round, 17-19 September 2021

Chronological Analysis Race 1

Start at 13:45'49.054

11	21.942	39.304	26.264	38.509	2'06.019	257,1	14:16'10.114
12	21.785	39.528	26.068	38.634	2'06.015	259,6	14:18'16.129
13	21.808	39.789	25.878	38.698	2'06.173	255,9	14:20'22.302
14	22.361	40.293	26.629	39.843	2'09.126	232,3	14:22'31.428
15	22.197	40.527	26.453	38.994	2'08.171	254,1	14:24'39.599

Race Time 38'50.545

RET 2 L. MONTELLA (2'03.432)							
Lap	Seg.1	Seg.2	Seg.3	Seg.4	Lap Time	km/h	Local Time
1		38.222	25.550	35.312	2'05.503	240,5	13:47'54.557
2	25.967	52.541	33.206	1'02.540	2'54.254P	230,3	13:50'48.811
3	4'55.139	42.310	27.624	40.389	6'45.462P	166,7	13:57'34.273
4	22.792	39.811	25.765	39.557	2'07.925	255,3	13:59'42.198
5	22.283	39.429	26.090	37.983	2'05.785	258,4	14:01'47.983
6	21.962	39.508	25.322	37.992	2'04.784	260,9	14:03'52.767
7	22.130	39.088	25.458	38.526	2'05.202	260,2	14:05'57.969
8	21.637	38.696	25.151	37.948	2'03.432	260,2	14:08'01.401
9	21.659	39.272	25.805	37.829	2'04.565	260,2	14:10'05.966
10	21.487	38.640	26.168	38.088	2'04.383	259,6	14:12'10.349
11	21.856	39.712	25.873	38.847	2'06.288	259,6	14:14'16.637
12	22.281	40.402	25.711	50.671	2'19.065P	257,8	14:16'35.702

Race Time 30'46.648

RET 96 D. SANCHIS MARTINEZ (2'05.794)							
Lap	Seg.1	Seg.2	Seg.3	Seg.4	Lap Time	km/h	Local Time
1		38.752	25.141	34.294	2'05.018	220,4	13:47'54.072
2	27.019	52.241	33.190	59.844	2'52.294P	208,1	13:50'46.366
3	2'47.061	40.426	26.464	38.967	4'32.918P	178,2	13:55'19.284
4	23.063	39.039	25.567	38.939	2'06.608	254,1	13:57'25.892
5	22.399	38.728	25.231	39.436	2'05.794	260,2	13:59'31.686
6	22.526	39.133	25.953	38.691	2'06.303	259,6	14:01'37.989
7	22.242	39.417	25.411	39.388	2'06.458	259,6	14:03'44.447
8	22.977	39.899	26.233	54.985	2'24.094P	247,1	14:06'08.541

Race Time 20'19.487

RET 30 A. VERDOIA							
Lap	Seg.1	Seg.2	Seg.3	Seg.4	Lap Time	km/h	Local Time
1		36.666	23.450	33.359	1'58.002	233,3	13:47'47.056
2	22.969	43.641	29.208	54.111	2'29.929P	259,6	13:50'16.985
3	1'26.717	39.312	25.357	37.925	3'09.311P	189,5	13:53'26.296

Race Time 7'37.242

RET 69 E. MONTERO HUERTA							
Lap	Seg.1	Seg.2	Seg.3	Seg.4	Lap Time	km/h	Local Time
1		37.981	25.203	35.404	2'04.598	231,8	13:47'53.652
2	23.414	44.577	29.591	54.579	2'32.161P	228,3	13:50'25.813

Race Time 4'36.759

18/09/2021 P = Pits In/Out - C = Lap Time Cancelled

These data/results cannot be reproduced, stored and/or transmitted in whole or in part by any manner of electronic, mechanical, photocopying, recording, broadcasting or otherwise now known or herein after developed without the previous express consent by the copyright owner, except for reproduction in daily press and regular printed publications on sale to the public within 60 days of the event related to those data/results and always provided that copyright symbol appears together as follows below.

© DORNA WSBK ORGANIZATION Srl 2021



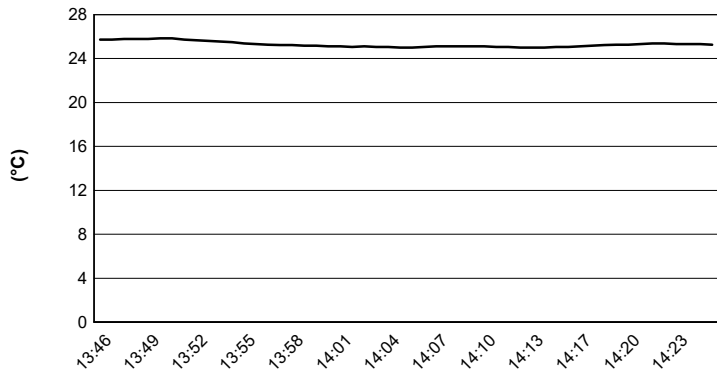
Hyundai N Catalunya Round, 17-19 September 2021

Weather Report Race 1

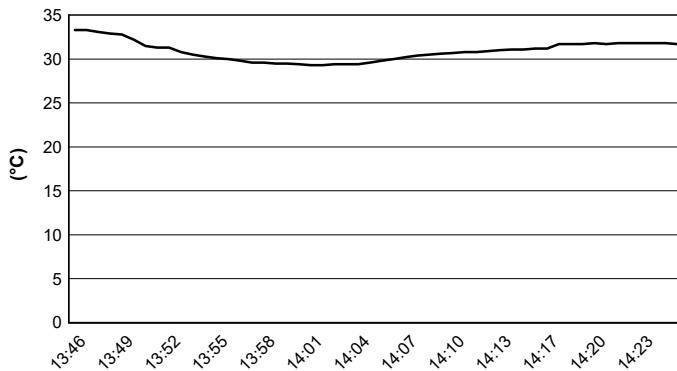
Session started 13:46 - Session ended 14:25

Circuit de Barcelona 4.657 m

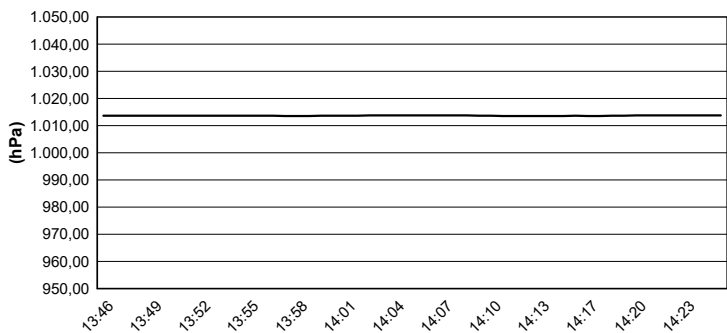
Air Temperature



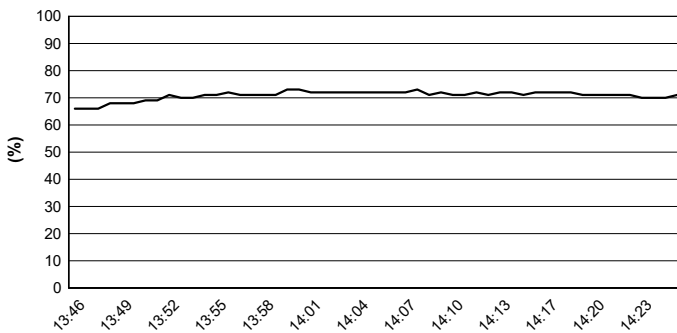
Track Temperature



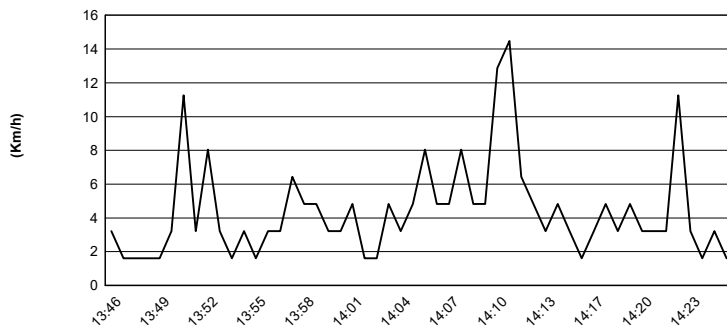
Air Pressure



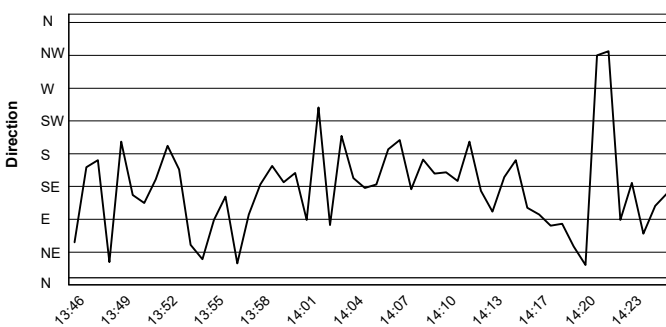
Humidity



Wind Speed



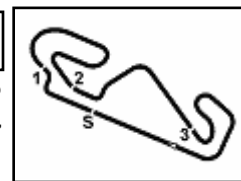
Wind Direction



18/09/2021

These data/results cannot be reproduced, stored and/or transmitted in whole or in part by any manner of electronic, mechanical, photocopying, recording, broadcasting or otherwise now known or herein after developed without the previous express consent by the copyright owner, except for reproduction in daily press and regular printed publications on sale to the public within 60 days of the event related to those data/results and always provided that copyright symbol appears together as follows below.

© DORNA WSBK ORGANIZATION Srl 2021



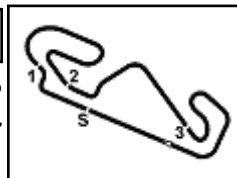
Hyundai N Catalunya Round, 17-19 September 2021 Manufacturers Standings

Circuit de Barcelona 4.657 m

Points	Points From First	Points From Previous	May 23		May 30		June 13		July 25		August 8		August 22		September 5		September 19		September 26		October 3		October 17		November 14	
			ARAGON	ARAGON	ESTORIL	ESTORIL	MISANO	MISANO	ASSEN	ASSEN	MOST	MOST	NAVARRA	NAVARRA	MAGNY-COURS	MAGNY-COURS	BARCELONA	BARCELONA	JEREZ	JEREZ	PORTIMAO	PORTIMAO	VILLICUM	VILLICUM	MANDALIKA	MANDALIKA
1	YAMAHA	375	25 1	25 1	25 1	25 1	25 1	25 1	25 1	25 1	25 1	25 1	25 1	25 1	25 1	25 1										
2	KAWASAKI	217	158	16 2	20 2	20 2	16 2	10 2	10 2	16 2	20 2	16 2	13 2	9 2	10 2	9 2	16 2	16 2								
3	MV AGUSTA	69	306	148	5 3	8 3	7 3	8 3	7 3	8 3	7 3	8 3	6 3	9 3	11 3	11 3	3									
4	SUZUKI	3	372	66						3 4	4 4	4 4	4 4	4 4	4 4	4										

18/09/2021 First Line: Championship Standings - Second Line: Ranking Progression
 These data/results cannot be reproduced, stored and/or transmitted in whole or in part by any manner of electronic, mechanical, photocopying, recording, broadcasting or otherwise now known or herein after developed without the previous express consent by the copyright owner, except for reproduction in daily press and regular printed publications on sale to the public within 60 days of the event related to those data/results and always provided that copyright symbol appears together as follows below.
 © DORNA WSBK ORGANIZATION Srl 2021





Hyundai N Catalunya Round, 17-19 September 2021

Best Lap & Speed

No.	Rider Bike	Nat	Best Lap		FP1		FP2		SP		RC1			
			LL	SPD	LL	SPD	LL	SPD	LL	SPD	LL	SPD		
1	81 M. GONZALEZ Yamaha YZF R6	ESP	1'44.593		1'45.995	20	274,8	1'45.729	21	281,9	8	279,7	18	268,6
2	21 R. KRUMMENACHER Yamaha YZF R6	SUI	1'44.749		1'45.945	16	272,7	1'45.687	15	270,0	8	277,6	18	266,6
3	66 N. TUULI MV Agusta F3 675	FIN	1'44.782		1'46.418	19	276,9	1'45.974	16	269,3	8	272,7	18	267,9
4	3 R. DE ROSA Kawasaki ZX-6R	ITA	1'44.867		1'45.950	17	270,0	1'45.620	11	277,6	8	274,8	18	272,0
5	5 P. OETTL Kawasaki ZX-6R	GER	1'45.048		1'45.898	18	279,0	1'46.484	17	269,3	8	279,0	18	270,6
6	4 S. ODENDAAL Yamaha YZF R6	RSA	1'45.108		1'46.363	15	279,7	1'45.781	16	272,7	8	276,9	18	266,6
7	22 F. FULIGNI Yamaha YZF R6	ITA	1'45.156		1'47.344	18	270,0	1'47.597	16	263,4	8	279,0	17	274,1
8	38 H. SOOMER Yamaha YZF R6	EST	1'45.241		1'47.099	19	275,5	1'46.774	17	272,0	9	280,5	18	270,6
9	94 F. CARICASULO Yamaha YZF R6	ITA	1'45.334		1'46.568	16	275,5	1'46.753	13	266,6	5	279,7	18	264,0
10	61 C. ONCU Kawasaki ZX-6R	TUR	1'45.375		1'46.062	18	271,3	1'46.973	16	273,4	7	274,8	18	269,3
11	52 P. HOBELSBERGER Yamaha YZF R6	GER	1'45.376		1'47.434	15	272,0	1'46.328	13	269,3	8	275,5	17	272,0
12	28 G. VAN STRAALLEN Yamaha YZF R6	NED	1'45.384		1'48.080	20	271,3	1'46.848	20	272,0	9	276,2	18	266,6
13	30 A. VERDOIA Yamaha YZF R6	FRA	1'45.449		1'46.430	21	270,6	1'46.535	18	271,3	10	274,8		
14	40 U. ORRADRE Yamaha YZF R6	ESP	1'45.586		1'47.019	16	278,3	1'46.897	19	270,6	8	277,6	18	265,3
15	56 P. SEBESTYEN Yamaha YZF R6	HUN	1'45.635		1'47.096	18	278,3	1'46.712	18	269,3	8	272,7	18	269,3
16	34 K. MANFREDI Yamaha YZF R6	ITA	1'45.703		1'46.820	16	272,7	1'47.287	14	272,0	9	279,0	16	264,7
17	25 M. BRENNER Yamaha YZF R6	SUI	1'45.838		1'46.828	20	273,4	1'47.508	17	271,3	9	274,1	17	268,6
18	71 C. BERGMAN Yamaha YZF R6	SWE	1'45.883		1'46.606	19	274,8	1'46.599	18	272,7	10	274,8	18	270,0
19	84 M. FABRIZIO Kawasaki ZX-6R	ITA	1'46.040		1'47.148	18	266,6	1'46.920	18	266,6	8	274,1	17	270,0
20	31 D. VALLE Yamaha YZF R6	ESP	1'46.050		1'47.891	17	273,4	1'47.413	17	274,8	8	274,1	18	265,3
21	70 M. ALCOBA Yamaha YZF R6	ESP	1'46.199		1'47.263	12	273,4	1'47.663	15	271,3	8	276,9	17	268,6
22	96 D. SANCHIS MARTINEZ Yamaha YZF R6	ESP	1'46.244		1'48.747	13	269,3	1'47.116	17	267,9	9	271,3	8	260,2
23	9 S. JESPERSEN Yamaha YZF R6	DEN	1'46.257		1'47.989	18	278,3	1'47.539	18	270,6	8	274,1	18	270,6
24	88 M. PATACCA Yamaha YZF R6	ITA	1'46.374		1'47.632	19	266,6	1'47.377	21	271,3	8	270,0	17	267,3
25	85 L. ARBEL Yamaha YZF R6	FRA	1'46.403		1'47.572	18	270,0	1'48.339	18	267,3	8	274,8	18	269,3

18/09/2021

These data/results cannot be reproduced, stored and/or transmitted in whole or in part by any manner of electronic, mechanical, photocopying, recording, broadcasting or otherwise now known or herein after developed without the previous express consent by the copyright owner, except for reproduction in daily press and regular printed publications on sale to the public within 60 days of the event related to those data/results and always provided that copyright symbol appears together as follows below.

© DORNA WSBK ORGANIZATION Srl 2021

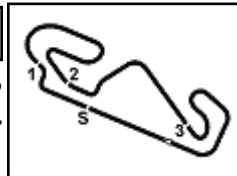
FICR PERUGIA TIMING



Official Tyre Supplier



Official Timekeeper



Hyundai N Catalunya Round, 17-19 September 2021

Best Lap & Speed

No.	Rider Bike	Nat	Best Lap		FP1		FP2		SP		RC1						
			LL	SPD	LL	SPD	LL	SPD	LL	SPD	LL	SPD					
26	95 V. TAKALA Yamaha YZF R6	FIN	1'46.427 64 275,5		1'47.501 19 275,5		1'47.664 19 272,7		1'46.427 8 272,7		1'59.823 18 266,6						
27	24 L. TACCINI Kawasaki ZX-6R	ITA	1'46.662 59 274,1		1'47.494 19 272,0		1'47.054 15 271,3		1'46.662 8 274,1		1'59.876 17 266,6						
28	55 G. HENDRA PRATAMA Yamaha YZF R6	INA	1'46.930 59 281,2		1'48.941 17 272,0		1'48.000 16 271,3		1'46.930 8 281,2		1'59.192 18 267,9						
29	14 L. CAUCHI Yamaha YZF R6	FRA	1'46.995 68 274,1		1'47.832 22 265,3		1'47.927 18 267,3		1'46.995 10 274,1		1'59.077 18 260,2						
30	42 S. FROSSARD Yamaha YZF R6	SUI	1'46.997 58 275,5		1'48.890 12 264,0		1'47.741 20 272,7		1'46.997 9 275,5		1'59.978 17 265,3						
31	50 O. VOSTATEK Yamaha YZF R6	CZE	1'47.253 33 276,9		1'48.581 10 263,4		1'49.733 15 267,9		1'47.253 8 276,9								
32	2 L. MONTELLA Yamaha YZF R6	ITA	1'47.418 49 273,4		1'47.636 18 269,3		1'48.029 11 267,9		1'47.418 8 273,4		2'03.432 12 260,8						
33	69 E. MONTERO HUERTA Yamaha YZF R6	ESP	1'47.796 41 272,0		1'50.850 14 251,7		1'49.041 18 268,6		1'47.796 9 272,0								
34	45 S. KAWASAKI Kawasaki ZX-6R	JPN	1'48.019 64 277,6		1'48.966 19 265,3		1'49.451 20 271,3		1'48.019 8 277,6		2'01.198 17 259,6						
35	92 B. VAN EERDE Yamaha YZF R6	AUS	1'48.134 55 273,4		1'50.184 15 266,6		1'50.252 15 260,2		1'48.134 8 273,4		1'59.349 17 261,5						
36	44 B. SAHIN Yamaha YZF R6	SUI	1'49.681 44 271,3		1'50.320 11 263,4		1'50.447 9 263,4		1'49.681 9 271,3		2'06.015 15 259,6						

18/09/2021

These data/results cannot be reproduced, stored and/or transmitted in whole or in part by any manner of electronic, mechanical, photocopying, recording, broadcasting or otherwise now known or herein after developed without the previous express consent by the copyright owner, except for reproduction in daily press and regular printed publications on sale to the public within 60 days of the event related to those data/results and always provided that copyright symbol appears together as follows below.

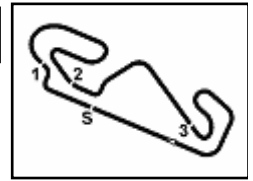
© DORNA WSBK ORGANIZATION Srl 2021

FIAT PERUGIA TIMING


Official Tyre Supplier



Official Timekeeper



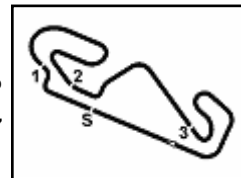
Hyundai N Catalunya Round, 17-19 September 2021
Pirelli Best Lap Award

Circuit de Barcelona 4.657 m

	Points	Points From First	Points From Previous	May 23	May 30	June 13	July 25	August 8	August 22	September 5	September 19	September 26	October 3	October 17	November 14			
				ARAGON	ESTORIL	MISANO	ASSEN	MOST	NAVARRA	MAGNY-COURS	BARCELONA	JEREZ	PORTIMAO	VILLICUM	MANDALIKA			
1 AEGERTER Dominique (SUI)	6					1	1	1	1	1								
2 GONZALEZ Manuel (ESP)	3	3				1		1			1							
3 DE ROSA Raffaele (ITA)	2	4	1	1	1													
4 TUULI Niki (FIN)	2	4	0	1	1													
5 FABRIZIO Michel (ITA)	1	5	1								1							
6 ODENDAAL Steven (RSA)	1	5	0					1										

18/09/2021 First Line: Championship Standings - Second Line: Ranking Progression
 These data/results cannot be reproduced, stored and/or transmitted in whole or in part by any manner of electronic, mechanical, photocopying, recording, broadcasting or otherwise now known or herein after developed without the previous express consent by the copyright owner, except for reproduction in daily press and regular printed publications on sale to the public within 60 days of the event related to those data/results and always provided that copyright symbol appears together as follows below.
 © DORNA WSBK ORGANIZATION Srl 2021



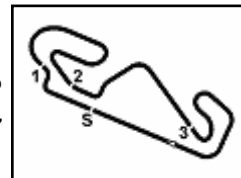


Hyundai N Catalunya Round, 17-19 September 2021

Pit Times Race 1

Pit Intervention Time: 81 secs

No.	Rider	Bike		Race Time	Local Time	Pit Time
2	L. MONTELLA	Yamaha YZF R6	PIT IN	4'43.306	13:50'32.360	4'47.010
			PIT OUT	9'30.316	13:55'19.370	
			PIT IN	30'30.273	14:16'19.327	
3	R. DE ROSA	Kawasaki ZX-6R	PIT IN	4'04.496	13:49'53.550	1'37.098
			PIT OUT	5'41.594	13:51'30.648	
4	S. ODENDAAL	Yamaha YZF R6	PIT IN	4'00.930	13:49'49.984	1'15.831
			PIT OUT	5'16.761	13:51'05.815	
5	P. OETTL	Kawasaki ZX-6R	PIT IN	4'01.397	13:49'50.451	1'20.601
			PIT OUT	5'21.998	13:51'11.052	
9	S. JESPERSEN	Yamaha YZF R6	PIT IN	4'17.455	13:50'06.509	1'17.441
			PIT OUT	5'34.896	13:51'23.950	
14	L. CAUCHI	Yamaha YZF R6	PIT IN	4'27.365	13:50'16.419	1'21.588
			PIT OUT	5'48.953	13:51'38.007	
21	R. KRUMMENACHER	Yamaha YZF R6	PIT IN	4'01.986	13:49'51.040	1'29.164
			PIT OUT	5'31.150	13:51'20.204	
22	F. FULIGNI	Yamaha YZF R6	PIT IN	4'02.831	13:49'51.885	1'50.828
			PIT OUT	5'53.659	13:51'42.713	
			PIT IN	24'17.714	14:10'06.768	
			PIT OUT	26'12.749	14:12'01.803	
24	L. TACCINI	Kawasaki ZX-6R	PIT IN	4'10.644	13:49'59.698	1'50.675
			PIT OUT	6'01.319	13:51'50.373	
			PIT IN	32'44.804	14:18'33.858	
			PIT OUT	33'21.500	14:19'10.554	
25	M. BRENNER	Yamaha YZF R6	PIT IN	4'47.514	13:50'36.568	2'37.038
			PIT OUT	7'24.552	13:53'13.606	
28	G. VAN STRAALEN	Yamaha YZF R6	PIT IN	4'10.552	13:49'59.606	1'30.926
			PIT OUT	5'41.478	13:51'30.532	
30	A. VERDOIA	Yamaha YZF R6	PIT IN	4'11.654	13:50'00.708	1'21.427
			PIT OUT	5'33.081	13:51'22.135	
31	D. VALLE	Yamaha YZF R6	PIT IN	4'27.506	13:50'16.560	1'53.284
			PIT OUT	6'20.790	13:52'09.844	
34	K. MANFREDI	Yamaha YZF R6	PIT IN	4'19.238	13:50'08.292	4'14.064
			PIT OUT	8'33.302	13:54'22.356	
			PIT IN	18'47.268	14:04'36.322	
			PIT OUT	20'47.386	14:06'36.440	
38	H. SOOMER	Yamaha YZF R6	PIT IN	4'13.748	13:50'02.802	1'34.433
			PIT OUT	5'48.181	13:51'37.235	
40	U. ORRADRE	Yamaha YZF R6	PIT IN	4'23.441	13:50'12.495	1'38.112
			PIT OUT	6'01.553	13:51'50.607	
42	S. FROSSARD	Yamaha YZF R6	PIT IN	4'11.775	13:50'00.829	2'27.565
			PIT OUT	6'39.340	13:52'28.394	
44	B. SAHIN	Yamaha YZF R6	PIT IN	4'30.288	13:50'19.342	6'25.919
			PIT OUT	10'56.207	13:56'45.261	
45	S. KAWASAKI	Kawasaki ZX-6R	PIT IN	6'49.311	13:52'38.365	1'38.690
			PIT OUT	8'28.001	13:54'17.055	
52	P. HOBELSBERGER	Yamaha YZF R6	PIT IN	4'15.153	13:50'04.207	1'43.152
			PIT OUT	5'58.305	13:51'47.359	
			PIT IN	20'20.757	14:06'09.811	
			PIT OUT	21'49.486	14:07'38.540	
55	G. HENDRA PRATAMA	Yamaha YZF R6	PIT IN	4'23.059	13:50'12.113	



Hyundai N Catalunya Round, 17-19 September 2021

Pit Times Race 1

Pit Intervention Time: 81 secs

No.	Rider	Bike		Race Time	Local Time	Pit Time
55	G. HENDRA PRATAMA	Yamaha YZF R6	PIT OUT	5'40.169	13:51'29.223	1'17.110
56	P. SEBESTYEN	Yamaha YZF R6	PIT IN	4'13.663	13:50'02.717	
			PIT OUT	5'45.906	13:51'34.960	1'32.243
61	C. ONCU	Kawasaki ZX-6R	PIT IN	4'01.119	13:49'50.173	
			PIT OUT	5'38.203	13:51'27.257	1'37.084
66	N. TUULI	MV Agusta F3 675	PIT IN	4'07.958	13:49'57.012	
			PIT OUT	5'57.236	13:51'46.290	1'49.278
			PIT IN	24'18.171	14:10'07.225	
			PIT OUT	25'44.206	14:11'33.260	1'26.035
69	E. MONTERO HUERTA	Yamaha YZF R6	PIT IN	4'20.918	13:50'09.972	
			PIT OUT	7'38.188	13:53'27.242	3'17.270
70	M. ALCOBA	Yamaha YZF R6	PIT IN	4'24.262	13:50'13.316	
			PIT OUT	8'12.495	13:54'01.549	3'48.233
71	C. BERGMAN	Yamaha YZF R6	PIT IN	4'12.416	13:50'01.470	
			PIT OUT	5'56.983	13:51'46.037	1'44.567
81	M. GONZALEZ	Yamaha YZF R6	PIT IN	3'56.902	13:49'45.956	
			PIT OUT	5'47.045	13:51'36.099	1'50.143
84	M. FABRIZIO	Kawasaki ZX-6R	PIT IN	4'28.239	13:50'17.293	
			PIT OUT	6'06.063	13:51'55.117	1'37.824
			PIT IN	18'41.810	14:04'30.864	
			PIT OUT	20'22.656	14:06'11.710	1'40.846
88	M. PATACCA	Yamaha YZF R6	PIT IN	4'29.935	13:50'18.989	
			PIT OUT	6'57.510	13:52'46.564	2'27.575
92	B. VAN EERDE	Yamaha YZF R6	PIT IN	4'23.914	13:50'12.968	
			PIT OUT	6'50.399	13:52'39.453	2'26.485
94	F. CARICASULO	Yamaha YZF R6	PIT IN	4'13.261	13:50'02.315	
			PIT OUT	6'56.770	13:52'45.824	2'43.509
95	V. TAKALA	Yamaha YZF R6	PIT IN	4'14.339	13:50'03.393	
			PIT OUT	5'45.857	13:51'34.911	1'31.518
96	D. SANCHIS MARTINEZ	Yamaha YZF R6	PIT IN	4'40.810	13:50'29.864	
			PIT OUT	7'22.079	13:53'11.133	2'41.269
			PIT IN	20'03.525	14:05'52.579	
85	L. ARBEL	Yamaha YZF R6				