

## Hyundai N Catalunya Round, 17-19 September 2021

### Chronological Analysis Race 1

Circuit de Barcelona 4.657 m

Start at 13:45'49.054

1 / 6

1° 21 R. KRUMMENACHER (1'56.306)								4° 61 C. ONCU (1'56.487)							
Lap	Seg.1	Seg.2	Seg.3	Seg.4	Lap Time	km/h	Local Time	Lap	Seg.1	Seg.2	Seg.3	Seg.4	Lap Time	km/h	Local Time
1		<b>35.702</b>	<b>23.159</b>	<b>32.666</b>	1'55.423	231,3	13:47'44.477	1		<b>33.777</b>	<b>22.809</b>	<b>32.304</b>	1'51.414	237,4	13:47'40.468
2	22.397	40.831	27.379	52.057	2'22.664P	253,5	13:50'07.141	2	22.956	42.800	28.279	51.415	2'25.450P	264,1	13:50'05.918
3	1'33.320	37.736	25.013	37.400	3'13.469P	194,2	13:53'20.610	3	1'42.120	39.046	25.471	38.133	3'24.770P	193,9	13:53'30.688
4	21.372	37.226	24.830	36.893	2'00.321	262,8	13:55'20.931	4	21.618	37.786	25.006	39.513	2'03.923	260,9	13:55'34.611
5	21.769	37.788	24.622	37.238	2'01.417	251,7	13:57'22.348	5	21.219	37.616	24.730	37.764	2'01.329	262,8	13:57'35.940
6	21.378	37.558	24.478	38.365	2'01.779	265,4	13:59'24.127	6	21.531	38.161	24.568	37.735	2'01.995	262,8	13:59'37.935
7	21.176	37.694	24.421	37.513	2'00.804	263,4	14:01'24.931	7	20.986	37.780	24.719	37.679	2'01.164	262,8	14:01'39.099
8	21.425	37.669	24.294	37.016	2'00.404	263,4	14:03'25.335	8	21.262	37.972	24.633	37.610	2'01.477	262,8	14:03'40.576
9	21.148	37.455	24.292	36.415	1'59.310	261,5	14:05'24.645	9	20.879	37.572	24.714	37.698	2'00.863	262,8	14:05'41.439
10	20.901	37.136	24.270	36.121	1'58.428	260,9	14:07'23.073	10	20.948	37.605	24.856	36.796	2'00.205	260,9	14:07'41.644
11	20.660	37.162	24.382	36.125	1'58.329	260,9	14:09'21.402	11	20.742	37.137	24.345	36.482	1'58.706	264,1	14:09'40.350
12	20.693	37.014	24.069	35.939	1'57.715	262,1	14:11'19.117	12	20.610	36.704	24.081	35.961	1'57.356	263,4	14:11'37.706
13	20.595	36.761	23.956	35.965	1'57.277	263,4	14:13'16.394	13	20.407	36.443	23.876	35.814	1'56.540	<b>269,3</b>	14:13'34.246
14	20.510	36.654	23.891	35.707	1'56.762	263,4	14:15'13.156	14	20.428	36.516	23.763	35.792	1'56.499	<b>269,3</b>	14:15'30.745
15	20.452	36.378	23.905	35.571	<b>1'56.306</b>	266,0	14:17'09.462	15	20.320	36.374	23.868	35.925	<b>1'56.487</b>	<b>268,7</b>	14:17'27.232
16	<b>20.417</b>	36.577	23.799	35.683	1'56.476	<b>266,7</b>	14:19'05.938	16	20.317	36.612	23.844	36.166	1'56.939	264,7	14:19'24.171
17	20.428	36.353	23.930	36.224	1'56.935	266,0	14:21'02.873	17	<b>20.257</b>	36.954	24.369	36.570	1'58.150	266,7	14:21'22.321
18	20.452	36.427	23.904	35.676	1'56.459	264,7	14:22'59.332	18	20.604	37.258	24.429	37.000	1'59.291	263,4	14:23'21.612
Race Time 37'10.278								Race Time 37'32.558							

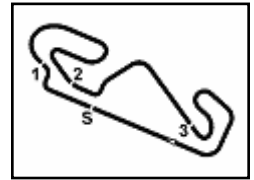
2° 81 M. GONZALEZ (1'55.759)								5° 5 P. OETTL (1'58.864)							
Lap	Seg.1	Seg.2	Seg.3	Seg.4	Lap Time	km/h	Local Time	Lap	Seg.1	Seg.2	Seg.3	Seg.4	Lap Time	km/h	Local Time
1		<b>33.874</b>	<b>22.777</b>	<b>32.259</b>	1'51.644	226,4	13:47'40.698	1		<b>34.149</b>	<b>22.663</b>	<b>32.475</b>	1'52.310	230,3	13:47'41.364
2	22.254	41.397	27.222	49.888	2'20.761P	<b>268,7</b>	13:50'01.459	2	22.336	43.041	27.792	51.364	2'24.533P	<b>270,7</b>	13:50'05.897
3	1'55.775	38.891	25.082	37.612	3'37.360P	193,2	13:53'38.819	3	1'26.549	40.842	26.010	38.117	3'11.518P	194,6	13:53'17.415
4	22.023	37.168	24.248	36.675	2'00.114	260,2	13:55'38.933	4	21.815	38.218	25.365	36.987	2'02.385	259,6	13:55'19.800
5	21.481	37.622	24.966	37.547	2'01.616	264,7	13:57'40.549	5	22.589	38.042	24.651	37.322	2'02.604	257,1	13:57'22.404
6	21.384	37.532	24.517	37.263	2'00.696	267,3	13:59'41.245	6	21.530	38.066	24.938	38.192	2'02.726	263,4	13:59'25.130
7	21.396	37.656	24.484	37.199	2'00.735	265,4	14:01'41.980	7	21.836	38.334	24.860	38.213	2'03.243	264,7	14:01'28.373
8	21.066	37.526	24.378	36.944	1'59.914	264,7	14:03'41.894	8	21.475	38.401	24.899	37.654	2'02.429	264,1	14:03'30.802
9	20.909	37.496	24.302	36.932	1'59.639	265,4	14:05'41.533	9	21.344	38.224	24.753	37.028	2'01.349	266,7	14:05'32.151
10	20.551	37.472	24.252	36.602	1'58.877	266,0	14:07'40.410	10	21.132	37.823	24.398	36.726	2'00.079	262,1	14:07'32.230
11	20.896	37.429	24.082	36.358	1'58.765	266,0	14:09'39.175	11	21.165	37.756	24.457	36.893	2'00.271	262,1	14:09'32.501
12	20.567	36.963	24.018	36.016	1'57.564	264,1	14:11'36.739	12	20.897	37.421	24.528	36.620	1'59.466	262,8	14:11'31.967
13	20.426	36.620	23.867	35.995	1'56.908	266,0	14:13'33.647	13	<b>20.863</b>	37.900	24.210	36.576	1'59.549	263,4	14:13'31.516
14	20.440	36.535	23.951	35.926	1'56.852	265,4	14:15'30.499	14	20.889	37.437	24.242	36.342	1'58.910	263,4	14:15'30.426
15	20.377	36.311	23.921	35.588	1'56.197	267,3	14:17'26.696	15	21.561	36.864	23.940	36.499	<b>1'58.864</b>	266,0	14:17'29.290
16	<b>20.022</b>	36.323	23.994	35.689	1'56.028	268,0	14:19'22.724	16	20.928	37.162	24.309	36.623	1'59.022	267,3	14:19'28.312
17	20.142	36.200	23.724	35.693	<b>1'55.759</b>	265,4	14:21'18.483	17	21.071	37.719	24.564	36.942	2'00.296	265,4	14:21'28.608
18	20.058	36.817	23.980	36.220	1'57.075	268,0	14:23'15.558	18	21.061	38.170	24.791	37.551	2'01.573	268,0	14:23'30.181
Race Time 37'26.504								Race Time 37'41.127 + 1.995Pen							

3° 3 R. DE ROSA (1'55.671)								6° 85 L. ARBEL (1'55.264)							
Lap	Seg.1	Seg.2	Seg.3	Seg.4	Lap Time	km/h	Local Time	Lap	Seg.1	Seg.2	Seg.3	Seg.4	Lap Time	km/h	Local Time
1		<b>34.197</b>	<b>22.896</b>	<b>32.206</b>	1'52.604	226,9	13:47'41.658	1		37.707	25.133	<b>34.748</b>	2'03.155	240,5	13:47'52.209
2	22.868	43.347	28.276	53.562	2'28.053P	252,3	13:50'09.711	2	24.408	45.240	29.047	44.803	2'23.498	228,3	13:50'15.707
3	1'43.560	39.836	25.083	37.585	3'26.064P	186,5	13:53'35.775	3	24.384	44.313	28.699	43.747	2'21.143	205,7	13:52'36.850
4	22.339	37.920	24.691	37.441	2'02.391	262,1	13:55'38.166	4	23.774	43.011	27.748	41.785	2'16.318	229,8	13:54'53.168
5	22.063	37.664	24.958	37.597	2'02.282	254,7	13:57'40.448	5	23.719	42.546	27.351	41.581	2'15.197	228,3	13:57'08.365
6	21.748	37.650	24.482	37.566	2'01.446	266,0	13:59'41.894	6	22.974	41.807	26.622	40.554	2'11.957	243,8	13:59'20.322
7	21.457	37.559	24.450	36.831	2'00.297	262,8	14:01'42.191	7	22.387	41.035	26.080	39.650	2'09.152	241,1	14:01'29.474
8	21.268	37.579	24.578	36.960	2'00.385	262,1	14:03'42.576	8	22.214	40.082	25.770	39.214	2'07.280	243,8	14:03'36.754
9	20.978	36.983	24.367	36.700	1'59.028	265,4	14:05'41.604	9	21.922	39.547	25.242	37.963	2'04.674	256,5	14:05'41.428
10	21.071	37.375	24.440	36.438	1'59.324	262,8	14:07'40.928	10	21.883	38.280	25.003	37.091	2'02.257	249,4	14:07'43.685
11	20.891	37.194	24.254	36.300	1'58.639	265,4	14:09'39.567	11	21.307	38.668	25.931	37.800	2'03.706	262,8	14:09'47.391
12	20.673	36.780	24.235	35.925	1'57.613	265,4	14:11'37.180	12	21.864	37.805	24.753	36.493	2'00.915	262,1	14:11'48.306
13	20.560	36.535	23.879	35.814	1'56.788	267,3	14:13'33.968	13	21.135	37.908	25.565	36.422	2'01.030	262,8	14:13'49.336
14	20.530	36.456	24.003	35.956	1'56.945	268,7	14:15'30.913	14	20.784	37.028	24.074	36.573	1'58.459	266,0	14:15'47.795
15	20.504	36.216	23.872	35.760	1'56.352	<b>272,0</b>	14:17'27.265	15	20.627	36.670	24.089	36.163	1'57.549	<b>269,3</b>	14:17'45.344
16	20.509	36.029	23.733	35.455	1'55.726	268,0	14:19'22.991	16	20.669	36.435	<b>23.961</b>	35.551	1'56.616	264,7	14:19'41.960
17	20.303	36.003	23.807	35.558	<b>1'55.671</b>	270,0	14:21'18.662	17	20.334	36.156	23.978	35.329	1'55.797	266,0	14:21'37.757
18	<b>20.190</b>	36.340	24.114	36.299	1'56.943	270,7	14:23'15.605	18	<b>20.094</b>	<b>35.741</b>	24.142	35.287	<b>1'55.264</b>	267,3	14:23'33.021
Race Time 37'26.551								Race Time 37'43.967							

18/09/2021 P = Pits In/Out - C = Lap Time Cancelled

These data/results cannot be reproduced, stored and/or transmitted in whole or in part by any manner of electronic, mechanical, photocopying, recording, broadcasting or otherwise now known or herein after developed without the previous express consent by the copyright owner, except for reproduction in daily press and regular printed publications on sale to the public within 60 days of the event related to those data/results and always provided that copyright symbol appears together as follows below.

© DORNA WSBK ORGANIZATION Srl 2021



## Hyundai N Catalunya Round, 17-19 September 2021

### Chronological Analysis Race 1

Circuit de Barcelona 4.657 m

Start at 13:45'49.054

2 / 6

7° 38 H. SOOMER (1'57.743)								10° 28 G. VAN STRAALEN (1'58.982)							
Lap	Seg.1	Seg.2	Seg.3	Seg.4	Lap Time	km/h	Local Time	Lap	Seg.1	Seg.2	Seg.3	Seg.4	Lap Time	km/h	Local Time
1		36.755	<b>23.636</b>	<b>33.286</b>	1'58.441	232,8	13:47'47.495	1		<b>35.237</b>	<b>23.423</b>	<b>32.689</b>	1'55.648	241,1	13:47'44.702
2	23.497	44.389	28.934	53.707	2'30.527P	253,5	13:50'18.022	2	23.087	43.928	29.179	54.909	2'31.103P	239,5	13:50'15.805
3	1'40.660	38.250	24.835	37.782	3'21.527P	185,2	13:53'39.549	3	1'36.112	38.705	25.056	38.012	3'17.885P	193,5	13:53'33.690
4	21.811	37.592	24.656	37.499	2'01.558	253,5	13:55'41.107	4	22.188	38.292	25.002	37.784	2'03.266	259,0	13:55'36.956
5	21.542	37.732	24.537	37.549	2'01.360	265,4	13:57'42.467	5	22.022	38.397	25.522	38.180	2'04.121	258,4	13:57'41.077
6	21.198	37.763	24.587	37.651	2'01.199	265,4	13:59'43.666	6	21.415	38.460	24.918	38.203	2'02.996	266,0	13:59'43.073
7	21.226	38.020	24.552	37.177	2'00.975	266,0	14:01'44.641	7	21.678	38.358	25.569	37.704	2'03.309	261,5	14:01'47.382
8	21.137	37.799	24.494	36.956	2'00.386	269,3	14:03'45.027	8	21.477	38.214	24.979	37.501	2'02.171	260,2	14:03'49.553
9	21.574	37.639	24.381	36.595	2'00.189	<b>270,7</b>	14:05'45.216	9	21.627	38.344	24.846	37.542	2'02.359	260,2	14:05'51.912
10	21.016	37.705	24.269	36.945	1'59.935	267,3	14:07'45.151	10	21.311	38.148	24.826	37.179	2'01.464	259,0	14:07'53.376
11	20.909	37.598	24.872	36.724	2'00.103	264,1	14:09'45.254	11	21.204	37.879	24.671	36.748	2'00.502	264,1	14:09'53.878
12	21.056	37.443	24.291	37.112	1'59.902	263,4	14:11'45.156	12	20.933	37.540	25.029	36.892	2'00.394	264,1	14:11'54.272
13	20.896	37.322	24.268	36.413	1'58.899	264,1	14:13'44.055	13	20.938	37.490	24.475	36.972	1'59.875	262,8	14:13'54.147
14	20.754	37.030	24.104	36.323	1'58.211	263,4	14:15'42.266	14	20.958	37.224	24.578	36.772	1'59.532	262,1	14:15'53.679
15	20.599	36.846	24.134	36.483	1'58.062	267,3	14:17'40.328	15	<b>20.796</b>	37.211	24.348	36.627	<b>1'58.982</b>	<b>266,7</b>	14:17'52.661
16	20.567	37.134	24.055	36.625	1'58.381	264,1	14:19'38.709	16	20.798	37.484	24.663	36.632	1'59.577	265,4	14:19'52.238
17	20.594	36.642	24.203	36.354	1'57.793	266,0	14:21'36.502	17	20.797	37.233	24.645	36.886	1'59.561	266,0	14:21'51.799
18	<b>20.365</b>	<b>36.607</b>	24.099	36.672	<b>1'57.743</b>	265,4	14:23'34.245	18	20.948	37.355	24.780	37.296	2'00.379	262,1	14:23'52.178
Race Time 37'45.191								Race Time 38'03.124							

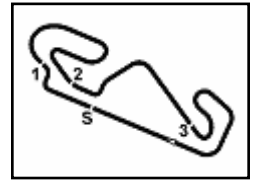
8° 4 S. ODENDAAL (1'56.876)								11° 9 S. JESPERSEN (1'58.307)							
Lap	Seg.1	Seg.2	Seg.3	Seg.4	Lap Time	km/h	Local Time	Lap	Seg.1	Seg.2	Seg.3	Seg.4	Lap Time	km/h	Local Time
1		<b>33.989</b>	<b>22.622</b>	<b>32.195</b>	1'51.798	233,3	13:47'40.852	1		37.032	<b>23.980</b>	<b>33.682</b>	1'59.828	232,3	13:47'48.882
2	23.346	42.950	27.480	51.110	2'24.886P	262,8	13:50'05.738	2	23.967	45.009	29.483	55.014	2'33.473P	234,8	13:50'22.355
3	1'21.521	39.059	25.688	38.313	3'04.581P	194,6	13:53'10.319	3	1'28.773	39.574	25.631	38.177	3'12.155P	184,3	13:53'34.510
4	21.667	38.471	25.835	39.103	2'05.076	260,2	13:55'15.395	4	21.992	38.292	25.343	37.691	2'03.318	266,7	13:55'37.828
5	22.424	38.332	25.353	38.800	2'04.909	256,5	13:57'20.304	5	21.815	38.404	25.067	37.871	2'03.157	256,5	13:57'40.985
6	22.078	38.144	24.905	38.754	2'03.881	254,1	13:59'24.185	6	21.635	37.884	24.487	37.856	2'01.862	264,7	13:59'42.847
7	21.975	38.041	24.972	38.244	2'03.232	241,1	14:01'27.417	7	21.680	37.873	24.319	37.714	2'01.586	264,1	14:01'44.433
8	21.650	37.648	24.464	37.730	2'01.492	262,8	14:03'28.909	8	21.439	37.964	24.595	37.399	2'01.397	265,4	14:03'45.830
9	21.424	37.618	24.169	36.887	2'00.098	263,4	14:05'29.007	9	21.501	37.848	24.543	37.448	2'01.340	267,3	14:05'47.170
10	21.157	37.290	24.249	36.747	1'59.443	263,4	14:07'28.450	10	21.381	37.559	24.411	37.424	2'00.775	262,8	14:07'47.945
11	21.095	37.117	24.171	37.073	1'59.456	263,4	14:09'27.906	11	20.951	37.280	24.291	37.417	1'59.939	263,4	14:09'47.884
12	21.409	37.352	24.319	37.074	2'00.154	263,4	14:11'28.060	12	21.155	37.558	24.484	36.962	2'00.159	268,7	14:11'48.043
13	21.039	37.108	24.530	36.719	1'59.396	262,8	14:13'27.456	13	20.790	37.395	24.277	37.244	1'59.706	<b>270,7</b>	14:13'47.749
14	20.712	37.076	24.392	36.649	1'58.829	264,7	14:15'26.285	14	20.736	37.039	24.148	36.906	1'58.829	262,8	14:15'46.578
15	20.480	36.629	24.208	36.054	1'57.371	264,7	14:17'23.656	15	20.806	<b>36.766</b>	24.314	36.811	1'58.697	268,0	14:17'45.275
16	20.650	36.656	24.133	36.055	1'57.494	<b>266,7</b>	14:19'21.150	16	<b>20.624</b>	36.770	24.287	36.626	<b>1'58.307</b>	266,0	14:19'43.582
17	<b>20.385</b>	36.363	24.057	36.071	<b>1'56.876</b>	265,4	14:21'18.026	17	20.645	36.957	24.426	36.789	1'58.817	264,7	14:21'42.399
18	20.444	36.569	24.561	36.075	1'57.649	<b>266,7</b>	14:23'15.675	18	20.645	36.934	24.343	36.801	1'58.723	264,1	14:23'41.122
Race Time 37'26.621 + 25.845Pen								Race Time 37'52.068 + 17.795Pen							

9° 56 P. SEBESTYEN (1'58.716)								12° 71 C. BERGMAN (1'58.617)							
Lap	Seg.1	Seg.2	Seg.3	Seg.4	Lap Time	km/h	Local Time	Lap	Seg.1	Seg.2	Seg.3	Seg.4	Lap Time	km/h	Local Time
1		<b>36.032</b>	<b>22.961</b>	<b>33.160</b>	1'57.228	236,3	13:47'46.282	1		<b>35.493</b>	<b>23.504</b>	<b>33.264</b>	1'56.976	234,8	13:47'46.030
2	23.031	45.094	29.685	54.011	2'31.821P	255,3	13:50'18.103	2	23.000	44.285	29.847	54.708	2'31.840P	<b>270,0</b>	13:50'17.870
3	1'38.399	39.879	25.385	38.238	3'21.901P	192,2	13:53'40.004	3	1'49.723	38.783	25.409	37.309	3'31.224P	190,1	13:53'49.094
4	22.308	38.193	24.935	37.323	2'02.759	246,6	13:55'42.763	4	22.129	38.249	24.985	37.244	2'02.607	254,7	13:55'51.701
5	21.602	37.612	24.260	37.951	2'01.425	260,9	13:57'44.188	5	21.962	38.196	24.943	37.120	2'02.221	262,8	13:57'53.922
6	21.533	37.904	24.656	37.519	2'01.612	258,4	13:59'45.800	6	22.101	38.374	25.081	37.625	2'03.181	257,8	13:59'57.103
7	21.733	38.133	24.866	37.860	2'02.592	255,3	14:01'48.392	7	22.140	38.177	24.968	37.437	2'02.722	258,4	14:01'59.825
8	21.683	39.025	24.877	37.408	2'02.993	257,8	14:03'51.385	8	21.963	38.352	24.748	37.039	2'02.102	261,5	14:04'01.927
9	21.398	37.801	24.476	37.125	2'00.800	263,4	14:05'52.185	9	21.582	38.083	24.606	36.989	2'01.260	262,1	14:06'03.187
10	21.192	38.072	24.725	37.034	2'01.023	265,4	14:07'53.208	10	21.567	37.703	24.488	36.726	2'00.484	260,9	14:08'03.671
11	21.069	37.805	24.774	36.826	2'00.474	262,1	14:09'53.682	11	21.204	37.778	25.034	36.897	2'00.913	262,8	14:11'04.584
12	20.810	37.579	24.884	36.922	2'00.195	261,5	14:11'53.877	12	21.357	37.773	24.611	37.130	2'00.871	263,4	14:12'05.455
13	20.991	37.449	24.481	36.885	1'59.806	263,4	14:13'53.683	13	21.517	37.486	24.538	36.720	2'00.261	262,8	14:14'05.716
14	20.684	37.460	24.519	37.020	1'59.683	264,1	14:15'53.366	14	21.031	37.281	24.637	36.739	1'59.688	266,0	14:16'05.404
15	<b>20.560</b>	37.085	24.318	36.753	<b>1'58.716</b>	267,3	14:17'52.082	15	21.044	37.434	24.387	36.681	1'59.546	266,7	14:18'04.950
16	20.636	37.821	24.543	36.869	1'59.869	<b>269,3</b>	14:19'51.951	16	21.161	37.257	24.418	36.416	1'59.252	266,7	14:20'04.202
17	20.606	37.234	24.395	36.755	1'58.990	262,8	14:21'50.941	17	21.012	36.992	24.301	36.401	1'58.706	264,1	14:22'02.908
18	20.660	37.193	24.432	36.846	1'59.131	263,4	14:23'50.072	18	<b>20.876</b>	37.117	24.273	36.351	<b>1'58.617</b>	264,7	14:24'01.525
Race Time 38'01.018								Race Time 38'12.471							

18/09/2021 P = Pits In/Out - C = Lap Time Cancelled

These data/results cannot be reproduced, stored and/or transmitted in whole or in part by any manner of electronic, mechanical, photocopying, recording, broadcasting or otherwise now known or herein after developed without the previous express consent by the copyright owner, except for reproduction in daily press and regular printed publications on sale to the public within 60 days of the event related to those data/results and always provided that copyright symbol appears together as follows below.

© DORNA WSBK ORGANIZATION Srl 2021



## Hyundai N Catalunya Round, 17-19 September 2021 Chronological Analysis Race 1

Circuit de Barcelona 4.657 m

Start at 13:45'49.054

3 / 6

13° 55 G. HENDRA PRATAMA (1'59.192)								16° 40 U. ORRADRE (1'59.902)							
Lap	Seg.1	Seg.2	Seg.3	Seg.4	Lap Time	km/h	Local Time	Lap	Seg.1	Seg.2	Seg.3	Seg.4	Lap Time	km/h	Local Time
1		38.031	24.871	<b>34.700</b>	2'03.244	241,1	13:47'52.298	1		<b>37.160</b>	24.476	<b>34.086</b>	2'00.741	235,8	13:47'49.795
2	23.824	46.402	30.023	55.303	2'35.552P	236,3	13:50'27.850	2	24.680	47.301	30.304	56.205	2'38.490P	226,9	13:50'28.285
3	1'22.921	39.388	25.358	38.753	3'06.420P	192,9	13:53'34.270	3	1'43.867	41.179	25.840	38.592	3'29.478P	193,9	13:53'57.763
4	22.113	38.271	25.061	37.928	2'03.373	259,6	13:55'37.643	4	22.752	39.568	25.466	37.945	2'05.731	257,1	13:56'03.494
5	21.901	37.974	25.027	37.805	2'02.707	257,1	13:57'40.350	5	22.034	39.176	25.188	38.179	2'04.577	262,1	13:58'08.071
6	22.014	37.879	24.551	37.732	2'02.176	262,1	13:59'42.526	6	21.817	39.148	25.453	38.128	2'04.546	259,6	14:00'12.617
7	21.586	37.952	24.550	37.191	2'01.279	262,8	14:01'43.805	7	21.619	38.914	25.347	38.211	2'04.091	261,5	14:02'16.708
8	21.335	37.814	24.669	36.903	2'00.721	265,4	14:03'44.526	8	21.449	39.264	25.010	37.947	2'03.670	262,8	14:04'20.378
9	21.263	37.672	24.581	36.834	2'00.350	264,7	14:05'44.876	9	21.441	39.271	25.100	37.778	2'03.590	262,1	14:06'23.968
10	21.229	37.361	24.521	37.104	2'00.215	263,4	14:07'45.091	10	21.333	38.577	24.537	37.358	2'01.805	261,5	14:08'25.773
11	21.272	37.685	25.671	37.767	2'02.395	260,9	14:09'47.486	11	21.121	38.278	24.546	37.372	2'01.317	260,9	14:10'27.090
12	21.137	37.452	24.784	36.943	2'00.316	<b>268,0</b>	14:11'47.802	12	20.820	38.182	24.507	37.087	2'00.596	262,1	14:12'27.686
13	21.209	37.613	24.551	36.853	2'00.226	264,7	14:13'48.028	13	20.900	38.009	24.480	37.273	2'00.662	<b>265,4</b>	14:14'28.348
14	21.032	37.490	24.393	36.763	1'59.678	266,0	14:15'47.706	14	20.807	38.170	24.511	37.086	2'00.514	263,4	14:16'28.862
15	20.945	37.208	24.403	36.704	1'59.260	<b>268,0</b>	14:17'46.966	15	20.673	37.838	24.370	37.021	<b>1'59.902</b>	264,1	14:18'28.764
16	<b>20.819</b>	<b>37.021</b>	<b>24.252</b>	37.100	<b>1'59.192</b>	267,3	14:19'46.158	16	<b>20.664</b>	38.195	<b>24.364</b>	37.497	2'00.720	263,4	14:20'29.484
17	21.101	37.325	24.781	37.475	2'00.682	266,0	14:21'46.840	17	21.058	38.174	24.491	37.628	2'01.351	262,1	14:22'30.835
18	21.456	37.629	24.864	37.440	2'01.389	264,7	14:23'48.229	18	20.901	38.207	24.531	37.024	2'00.663	<b>265,4</b>	14:24'31.498
Race Time 37'59.175 + 19.450Pen								Race Time 38'42.444							

14° 95 V. TAKALA (1'59.823)								17° 31 D. VALLE (1'58.057)							
Lap	Seg.1	Seg.2	Seg.3	Seg.4	Lap Time	km/h	Local Time	Lap	Seg.1	Seg.2	Seg.3	Seg.4	Lap Time	km/h	Local Time
1		<b>35.853</b>	<b>23.567</b>	<b>33.296</b>	1'58.795	236,3	13:47'47.849	1		38.130	25.322	<b>34.612</b>	2'03.863	225,5	13:47'52.917
2	23.221	43.876	29.198	55.055	2'31.350P	235,3	13:50'19.199	2	24.328	46.740	31.739	56.501	2'39.308P	241,1	13:50'32.225
3	1'37.038	39.627	25.506	38.776	3'20.947P	187,5	13:53'40.146	3	2'00.594	41.534	25.841	38.384	3'46.353P	184,6	13:54'18.578
4	22.463	38.108	24.580	37.112	2'02.263	264,1	13:55'42.409	4	22.411	38.333	24.999	37.410	2'03.153	237,9	13:56'21.731
5	21.531	37.557	24.529	37.440	2'01.057	259,6	13:57'43.466	5	21.568	37.864	24.886	37.119	2'01.437	259,6	13:58'23.168
6	21.588	37.662	24.393	37.307	2'00.950	259,6	13:59'44.416	6	20.994	37.562	24.646	38.048	2'01.250	261,5	14:00'24.418
7	25.662	39.097	24.453	37.391	2'06.603	257,8	14:01'51.019	7	20.973	37.753	24.504	37.964	2'01.194	261,5	14:02'25.612
8	24.966	38.784	24.546	37.091	2'05.387	262,8	14:03'56.406	8	21.297	38.323	24.660	37.683	2'01.963	263,4	14:04'27.575
9	21.542	37.352	24.492	37.635	2'01.021	264,7	14:05'57.427	9	21.033	38.016	24.685	37.568	2'01.302	260,9	14:06'28.877
10	21.314	38.273	24.889	37.960	2'02.436	263,4	14:07'59.863	10	21.355	38.343	24.914	37.291	2'01.903	259,6	14:08'30.780
11	21.163	38.209	24.999	37.437	2'01.808	264,1	14:10'01.671	11	21.131	37.912	24.828	37.126	2'00.997	259,6	14:10'31.777
12	20.989	37.726	24.801	37.596	2'01.112	262,8	14:12'02.783	12	21.182	38.167	25.185	37.427	2'01.961	260,9	14:12'33.738
13	21.253	37.847	24.868	37.504	2'01.472	265,4	14:14'04.255	13	21.145	38.380	24.956	37.517	2'01.998	261,5	14:14'35.736
14	<b>20.977</b>	37.930	24.697	37.215	2'00.819	266,0	14:16'05.074	14	20.941	37.868	25.117	37.378	2'01.304	264,7	14:16'37.040
15	21.041	37.495	24.228	37.059	<b>1'59.823</b>	264,1	14:18'04.897	15	<b>20.646</b>	37.779	24.523	36.728	1'59.676	<b>265,4</b>	14:18'36.716
16	21.466	37.916	24.611	37.389	2'01.382	<b>266,7</b>	14:20'06.279	16	20.974	37.349	24.384	36.575	1'59.282	257,8	14:20'35.998
17	21.272	38.247	25.242	37.807	2'02.568	<b>266,7</b>	14:22'08.847	17	21.021	37.068	24.398	36.364	1'58.851	259,6	14:22'34.849
18	21.481	38.390	25.262	38.175	2'03.308	265,4	14:24'12.155	18	20.724	<b>37.034</b>	<b>24.261</b>	36.038	<b>1'58.057</b>	259,6	14:24'32.906
Race Time 38'23.101								Race Time 38'43.852							

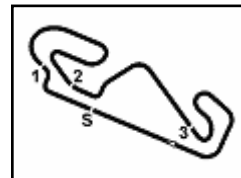
15° 14 L. CAUCHI (1'59.077)								18° 94 F. CARICASULO (1'57.757)							
Lap	Seg.1	Seg.2	Seg.3	Seg.4	Lap Time	km/h	Local Time	Lap	Seg.1	Seg.2	Seg.3	Seg.4	Lap Time	km/h	Local Time
1		37.477	25.163	<b>34.993</b>	2'03.568	241,6	13:47'52.622	1		<b>35.400</b>	<b>23.889</b>	<b>33.137</b>	1'56.165	237,4	13:47'45.219
2	24.502	46.675	30.427	58.373	2'39.977P	236,8	13:50'32.599	2	23.616	45.146	29.581	54.204	2'32.547P	229,3	13:50'17.766
3	1'27.095	40.583	26.403	41.031	3'15.112P	191,2	13:53'47.711	3	2'49.025	37.720	25.929	37.297	4'29.971P	190,8	13:54'47.737
4	22.789	39.350	25.612	38.459	2'06.210	255,3	13:55'53.921	4	22.009	37.028	24.477	36.856	2'00.370	252,9	13:56'48.107
5	22.438	39.208	25.867	37.898	2'05.411	256,5	13:57'59.332	5	21.290	37.102	24.314	37.717	2'00.423	253,5	13:58'48.530
6	22.262	38.878	25.273	38.588	2'05.001	258,4	14:00'04.333	6	21.096	37.573	24.728	37.394	2'00.791	260,2	14:00'49.321
7	21.978	39.327	25.714	38.631	2'05.650	257,1	14:02'09.983	7	21.208	38.139	24.586	37.181	2'01.114	260,2	14:02'50.435
8	21.623	38.594	25.315	37.862	2'03.394	259,0	14:04'13.377	8	21.237	38.337	25.123	37.009	2'01.706	259,6	14:04'52.141
9	21.421	38.354	24.928	37.389	2'02.092	259,0	14:06'15.469	9	21.104	38.123	24.657	36.999	2'00.883	260,9	14:06'53.024
10	21.190	38.045	24.880	37.151	2'01.266	258,4	14:08'16.735	10	20.942	37.909	25.014	36.652	2'00.517	260,2	14:08'53.541
11	21.302	38.125	24.806	37.289	2'01.522	257,8	14:10'18.257	11	20.884	37.294	24.518	36.648	1'59.344	260,2	14:10'52.885
12	21.018	37.668	24.848	36.817	2'00.351	257,8	14:12'18.608	12	20.627	37.238	24.604	36.365	1'58.834	260,2	14:12'51.719
13	21.027	37.639	24.713	36.967	2'00.346	258,4	14:14'18.954	13	20.652	37.405	24.445	36.841	1'59.343	262,1	14:14'51.062
14	21.005	37.670	24.492	36.685	1'59.852	258,4	14:16'18.806	14	20.609	37.389	24.753	36.404	1'59.155	259,6	14:16'50.217
15	20.931	37.519	24.665	36.660	1'59.775	257,8	14:18'18.581	15	20.642	37.233	24.518	36.278	1'58.671	262,1	14:18'48.888
16	20.806	37.902	24.614	36.734	2'00.056	<b>260,2</b>	14:20'18.637	16	20.688	36.924	24.683	36.096	1'58.391	263,4	14:20'47.279
17	20.868	<b>37.168</b>	<b>24.426</b>	36.615	<b>1'59.077</b>	<b>258,4</b>	14:22'17.714	17	<b>20.278</b>	36.825	24.631	36.023	<b>1'57.757</b>	262,8	14:22'45.036
18	<b>20.776</b>	37.436	24.554	37.008	1'59.774	259,0	14:24'17.488	18	20.476	36.816	24.513	36.548	1'58.353	<b>264,1</b>	14:24'43.389
Race Time 38'28.434								Race Time 38'54.335							

18/09/2021

P = Pits In/Out - C = Lap Time Cancelled

These data/results cannot be reproduced, stored and/or transmitted in whole or in part by any manner of electronic, mechanical, photocopying, recording, broadcasting or otherwise now known or herein after developed without the previous express consent by the copyright owner, except for reproduction in daily press and regular printed publications on sale to the public within 60 days of the event related to those data/results and always provided that copyright symbol appears together as follows below.

© DORNA WSBK ORGANIZATION Srl 2021



## Hyundai N Catalunya Round, 17-19 September 2021

### Chronological Analysis Race 1

Circuit de Barcelona 4.657 m

Start at 13:45'49.054

4 / 6

19° 66 N. TUULI (1'52.002)							
Lap	Seg.1	Seg.2	Seg.3	Seg.4	Lap Time	km/h	Local Time
1		35.141	24.026	<b>33.035</b>	1'55.369	229,8	13:47'44.423
2	22.962	43.572	28.861	53.381	2'28.776P	252,9	13:50'13.199
3	1'55.186	39.377	25.344	37.730	3'37.637P	187,2	13:53'50.836
4	22.397	38.918	25.320	37.855	2'04.490	255,3	13:55'55.326
5	22.177	38.369	25.334	37.168	2'03.048	246,6	13:57'58.374
6	21.903	38.049	25.008	37.019	2'01.979	259,6	14:00'00.353
7	21.798	38.086	24.988	37.229	2'02.101	253,5	14:02'02.454
8	22.007	38.449	25.208	37.427	2'03.091	253,5	14:04'05.545
9	21.994	37.971	24.810	37.041	2'01.816	259,0	14:06'07.361
10	21.398	38.068	24.829	37.063	2'01.358	262,8	14:08'08.719
11	21.613	37.968	26.037	49.154	2'14.772P	250,6	14:10'23.491
12	1'31.887	36.807	23.953	35.421	3'08.068P	164,9	14:13'31.559
13	20.900	36.903	23.324	34.122	1'55.249	261,5	14:15'26.808
14	20.101	35.005	23.178	34.265	1'52.549	266,7	14:17'19.357
15	20.042	<b>34.701</b>	<b>23.145</b>	34.114	<b>1'52.002</b>	266,0	14:19'11.359
16	20.003	34.864	23.293	34.825	1'52.985	<b>268,0</b>	14:21'04.344
17	<b>19.963</b>	34.928	23.200	34.038	1'52.129	267,3	14:22'56.473
18	19.972	34.876	23.475	34.320	1'52.643	262,8	14:24'49.116
Race Time 39'00.062							

1						37.675	25.372	<b>34.818</b>	2'03.646	238,9	13:47'52.700
2	24.185					45.577	30.438	56.189	2'36.389P	238,4	13:50'29.089
3	2'31.764					39.910	26.129	38.057	4'15.860P	190,5	13:54'44.949
4	22.130					38.258	25.054	38.017	2'03.459	255,9	13:56'48.408
5	21.982					38.346	24.936	38.046	2'03.310	256,5	13:58'51.718
6	22.023					38.399	25.138	37.916	2'03.476	254,1	14:00'55.194
7	21.675					37.993	25.080	37.526	2'02.274	255,9	14:02'57.468
8	21.519					38.238	24.895	37.365	2'02.017	257,1	14:04'59.485
9	21.456					38.073	25.010	37.521	2'02.060	255,3	14:07'01.545
10	21.473					37.915	24.956	37.094	2'01.438	255,3	14:09'02.983
11	21.287					37.848	24.991	37.018	2'01.144	255,9	14:11'04.127
12	21.310					37.511	24.915	36.910	2'00.646	256,5	14:13'04.773
13	21.122					37.892	24.796	37.087	2'00.897	257,8	14:15'05.670
14	21.217					37.601	24.758	36.799	2'00.375	256,5	14:17'06.045
15	21.176					37.418	<b>24.404</b>	36.811	1'59.809	256,5	14:19'05.854
16	<b>20.980</b>					37.086	24.582	36.701	<b>1'59.349</b>	260,9	14:21'05.203
17	21.014					<b>37.077</b>	24.672	36.919	1'59.682	<b>261,5</b>	14:23'04.885
Race Time 37'15.831											

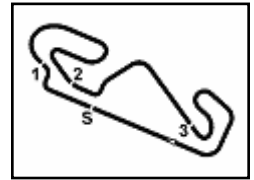
20° 42 S. FROSSARD (1'59.978)							
Lap	Seg.1	Seg.2	Seg.3	Seg.4	Lap Time	km/h	Local Time
1		<b>36.112</b>	<b>23.458</b>	<b>33.071</b>	1'57.783	235,3	13:47'46.837
2	22.880	44.176	29.139	53.808	2'30.003P	249,4	13:50'16.840
3	2'34.510	41.828	27.022	39.817	4'23.177P	172,0	13:54'40.017
4	23.096	39.057	25.356	38.284	2'05.793	250,0	13:56'45.810
5	21.634	38.224	25.332	38.575	2'03.765	260,2	13:58'49.575
6	21.837	38.230	24.963	38.406	2'03.436	247,7	14:00'53.011
7	21.275	38.428	25.102	37.719	2'02.524	260,9	14:02'55.535
8	21.014	38.391	24.890	37.606	2'01.901	261,5	14:04'57.436
9	21.039	37.872	24.495	37.032	2'00.438	260,2	14:06'57.874
10	21.222	37.691	24.391	37.093	2'00.397	261,5	14:08'58.271
11	<b>20.766</b>	37.763	24.562	37.218	2'00.309	<b>265,4</b>	14:10'58.580
12	21.142	37.709	24.651	37.652	2'01.154	261,5	14:12'59.734
13	21.136	37.621	24.823	37.435	2'01.015	261,5	14:15'00.749
14	20.833	37.708	24.656	37.119	2'00.316	261,5	14:17'01.065
15	21.015	37.579	24.802	37.887	2'01.283	261,5	14:19'02.348
16	20.882	37.490	24.667	37.967	2'01.006	262,8	14:21'03.354
17	20.919	37.411	24.675	36.973	<b>1'59.978</b>	264,7	14:23'03.332
Race Time 37'14.278							

23° 24 L. TACCINI (1'59.876)											
Lap	Seg.1	Seg.2	Seg.3	Seg.4	Lap Time	km/h	Local Time				
1						<b>35.421</b>	<b>23.608</b>	<b>33.297</b>	1'56.910	238,4	13:47'45.964
2	22.915	43.864				28.839	54.100	2'29.718P	246,0	13:50'15.682	
3	1'56.081	41.688				26.003	39.064	3'42.836P	194,2	13:53'58.518	
4	25.173	39.720				25.434	38.656	2'08.983	252,9	13:56'07.501	
5	24.680	39.178				25.108	38.694	2'07.660	262,1	13:58'15.161	
6	21.608	38.612				25.165	38.564	2'03.949	260,2	14:00'19.110	
7	21.522	38.737				25.452	38.824	2'04.535	260,2	14:02'23.645	
8	21.448	38.946				25.027	38.416	2'03.837	259,6	14:04'27.482	
9	21.363	38.423				24.991	37.657	2'02.434	257,8	14:06'29.916	
10	21.221	38.190				24.738	37.245	2'01.394	264,1	14:08'31.310	
11	21.028	37.699				24.755	37.264	2'00.746	262,8	14:10'32.056	
12	20.764	38.150				24.918	37.547	2'01.379	<b>266,7</b>	14:12'33.435	
13	21.338	37.953				24.995	37.656	2'01.942	262,1	14:14'35.377	
14	21.022	37.959				24.876	37.571	2'01.428	262,1	14:16'36.805	
15	<b>20.643</b>	38.166				24.756	49.644	2'13.209P	266,0	14:18'50.014	
16	41.425	37.771				24.814	37.158	2'21.168P	167,7	14:21'11.182	
17	20.646	37.289				24.621	37.320	<b>1'59.876</b>	264,1	14:23'11.058	
Race Time 37'22.004											

21° 84 M. FABRIZIO (1'49.275)							
Lap	Seg.1	Seg.2	Seg.3	Seg.4	Lap Time	km/h	Local Time
1		37.559	25.250	34.331	2'02.626	230,8	13:47'51.680
2	24.900	47.785	31.664	57.296	2'41.645P	218,6	13:50'33.325
3	1'44.134	41.341	25.751	40.155	3'31.381P	189,1	13:54'04.706
4	23.748	39.386	25.514	39.689	2'08.337	235,8	13:56'13.043
5	22.339	39.326	25.032	39.732	2'06.429	255,3	13:58'19.472
6	22.165	39.007	24.904	39.473	2'05.549	255,3	14:00'25.021
7	21.738	38.838	24.633	38.939	2'04.148	261,5	14:02'29.169
8	21.909	39.895	25.646	49.997	2'17.447P	260,2	14:04'46.616
9	1'46.636	39.285	23.955	36.013	3'25.889P	185,9	14:08'12.505
10	19.993	35.883	23.642	34.488	1'54.006	263,4	14:10'06.511
11	19.680	35.608	23.249	33.938	1'52.475	268,7	14:11'58.986
12	19.994	34.404	23.354	33.589	1'51.341	268,0	14:13'50.327
13	19.881	35.379	22.660	33.572	1'51.492	<b>270,0</b>	14:15'41.819
14	19.607	<b>34.012</b>	<b>22.503</b>	<b>33.153</b>	<b>1'49.275</b>	265,4	14:17'31.094
15	<b>19.280</b>	35.304	22.567	34.765	1'51.916	269,3	14:19'23.010
16	19.947	34.401	22.544	33.323	1'50.215	267,3	14:21'13.225
17	19.668	35.003	22.561	33.385	1'50.617	268,0	14:23'03.842
Race Time 37'14.788							

24° 45 S. KAWASAKI (2'01.198)											
Lap	Seg.1	Seg.2	Seg.3	Seg.4	Lap Time	km/h	Local Time				
1						37.907	24.998	<b>34.636</b>	2'03.238	236,8	13:47'52.292
2	24.502	45.877				30.193	44.536	2'25.108	234,8	13:50'17.400	
3	25.445	45.799				29.908	55.689	2'36.841P	197,1	13:52'54.241	
4	1'46.841	39.815				26.606	39.892	3'33.154P	176,5	13:56'27.395	
5	22.978	38.984				25.307	38.075	2'05.344	238,4	13:58'32.739	
6	22.237	38.724				25.621	38.243	2'04.825	255,3	14:00'37.564	
7	22.234	39.806				25.833	38.594	2'06.467	255,3	14:02'44.031	
8	22.278	39.953				25.792	38.166	2'06.189	255,3	14:04'50.220	
9	22.045	39.291				25.126	37.306	2'03.768	252,9	14:06'53.988	
10	21.727	38.559				25.203	37.994	2'03.483	257,1	14:08'57.471	
11	21.507	38.490				25.164	37.780	2'02.941	255,9	14:11'00.412	
12	21.533	38.741				25.271	37.812	2'03.357	257,8	14:13'03.769	
13	21.502	38.666				25.235	37.383	2'02.786	257,1	14:15'06.555	
14	21.181	37.960				24.962	37.462	2'01.565	<b>259,6</b>	14:17'08.120	
15	21.330	37.809				<b>24.943</b>	37.472	2'01.554	259,0	14:19'09.674	
16	21.456	38.223				25.069	37.141	2'01.889	258,4	14:21'11.563	
17	<b>20.993</b>	<b>37.730</b>				25.044	37.431	<b>2'01.198</b>	<b>259,6</b>	14:23'12.761	
Race Time 37'23.707											

22° 92 B. VAN EERDE (1'59.349)											
Lap	Seg.1	Seg.2	Seg.3	Seg.4	Lap Time	km/h	Local Time				
1						34.289	22.970	<b>32.655</b>	1'53.491	227,8	13:47'42.545
2	22.460	42.									



## Hyundai N Catalunya Round, 17-19 September 2021

### Chronological Analysis Race 1

Circuit de Barcelona 4.657 m

Start at 13:45'49.054

5 / 6

4	22.510	38.888	25.447	38.153	2'04.998	260,2	13:55'55.393	7	21.644	39.091	24.967	40.113	2'05.815	257,1	14:03'30.298
5	22.723	38.386	25.378	37.655	2'04.142	248,3	13:57'59.535	8	21.674	39.350	24.895	39.475	2'05.394	260,2	14:05'35.692
6	21.859	38.414	25.068	37.569	2'02.910	265,4	14:00'02.445	9	21.307	39.006	24.965	38.754	2'04.032	261,5	14:07'39.724
7	21.570	37.792	24.811	37.449	2'01.622	260,2	14:02'04.067	10	21.373	38.838	24.686	38.499	2'03.396	257,1	14:09'43.120
8	21.449	37.900	24.939	37.451	2'01.739	262,1	14:04'05.806	11	21.213	38.274	24.722	38.487	2'02.696	261,5	14:11'45.816
9	21.335	37.974	24.795	37.070	2'01.174	266,7	14:06'06.980	12	20.915	38.277	24.729	38.290	2'02.211	262,1	14:13'48.027
10	21.583	37.997	24.799	37.225	2'01.604	260,2	14:08'08.584	13	21.354	38.186	24.683	38.148	2'02.371	261,5	14:15'50.398
11	21.536	37.897	25.136	49.600	2'14.169P	258,4	14:10'22.753	14	20.964	37.712	24.881	37.742	2'01.299	<b>267,3</b>	14:17'51.697
12	2'00.272	37.398	24.494	34.683	3'36.847P	190,5	14:13'59.600	15	20.863	38.311	25.104	37.270	2'01.548	262,8	14:19'53.245
13	20.386	35.253	23.351	34.626	1'53.616	264,7	14:15'53.216	16	20.780	37.534	24.535	37.239	2'00.088	262,8	14:21'53.333
14	19.939	34.946	23.048	34.569	1'52.502	267,3	14:17'45.718	17	<b>20.736</b>	37.300	24.434	37.050	<b>1'59.520</b>	263,4	14:23'52.853
15	<b>19.535</b>	34.052	22.825	33.398	<b>1'49.810</b>	<b>274,1</b>	14:19'35.528								Race Time 38'03.799
16	19.536	34.424	<b>22.806</b>	33.827	1'50.593	266,0	14:21'26.121								
17	20.155	<b>34.013</b>	22.963	33.440	1'50.571	267,3	14:23'16.692								

Race Time 37'27.638

#### 29° 70 M. ALCOBA (1'57.943)

Lap	Seg.1	Seg.2	Seg.3	Seg.4	Lap Time	km/h	Local Time
1		37.406	24.525	<b>34.263</b>	2'00.225	241,6	13:47'49.279
2	24.747	47.014	30.497	57.368	2'39.626P	213,0	13:50'28.905
3	3'57.683	42.052	26.371	40.001	5'46.107P	163,1	13:56'15.012
4	22.649	38.457	25.275	38.127	2'04.508	253,5	13:58'19.520
5	21.686	37.856	24.696	37.987	2'02.225	259,6	14:00'21.745
6	21.860	38.299	25.105	38.164	2'03.428	259,6	14:02'25.173
7	21.654	38.954	24.696	37.581	2'02.885	260,2	14:04'28.058
8	21.314	38.163	24.584	37.302	2'01.363	262,8	14:06'29.421
9	21.586	38.588	24.674	37.271	2'02.119	260,2	14:08'31.540
10	21.303	37.969	24.528	37.221	2'01.021	262,1	14:10'32.561
11	21.020	37.642	25.338	37.263	2'01.263	263,4	14:12'33.824
12	21.290	38.041	24.741	37.610	2'01.682	262,8	14:14'35.506
13	21.075	37.825	25.010	37.091	2'01.001	<b>268,7</b>	14:16'36.507
14	21.054	37.748	24.494	36.834	2'00.130	259,6	14:18'36.637
15	20.974	37.317	24.297	36.718	1'59.306	260,2	14:20'35.943
16	20.988	37.045	<b>24.181</b>	36.399	1'58.613	261,5	14:22'34.556
17	<b>20.735</b>	<b>36.923</b>	24.187	36.098	<b>1'57.943</b>	262,8	14:24'32.499

Race Time 38'43.445

#### 30° 34 K. MANFREDI (1'53.885)

Lap	Seg.1	Seg.2	Seg.3	Seg.4	Lap Time	km/h	Local Time
1		36.949	24.340	<b>33.578</b>	1'59.871	235,8	13:47'48.925
2	24.804	46.354	29.671	53.698	2'34.527P	210,5	13:50'23.452
3	4'22.137	39.835	25.594	37.597	6'05.163P	187,8	13:56'28.615
4	22.026	38.290	24.775	37.660	2'02.751	250,6	13:58'31.366
5	21.968	38.645	24.651	38.036	2'03.300	257,1	14:00'34.666
6	21.870	39.337	25.058	37.579	2'03.844	255,9	14:02'38.510
7	21.603	38.498	25.030	45.967	2'11.098P	258,4	14:04'49.608
8	2'06.958	36.921	23.955	35.419	3'43.253P	188,2	14:08'32.861
9	20.524	36.299	23.641	34.918	1'55.382	263,4	14:10'28.243
10	20.553	36.868	24.003	35.650	1'57.074	263,4	14:12'25.317
11	20.682	36.330	23.849	35.206	1'56.067	262,1	14:14'21.384
12	20.532	36.013	24.168	34.794	1'55.507	264,1	14:16'16.891
13	20.324	35.486	23.512	34.674	1'53.996	262,8	14:18'10.887
14	20.336	<b>35.198</b>	23.574	34.938	1'54.046	264,1	14:20'04.933
15	<b>20.252</b>	35.356	23.540	34.737	<b>1'53.885</b>	<b>264,7</b>	14:21'58.818
16	20.388	35.225	<b>23.381</b>	34.925	1'53.919	262,8	14:23'52.737

Race Time 38'03.683

#### 31° 44 B. SAHIN (2'06.015)

Lap	Seg.1	Seg.2	Seg.3	Seg.4	Lap Time	km/h	Local Time
1		<b>37.914</b>	<b>25.327</b>	<b>35.286</b>	2'04.752	236,3	13:47'53.806
2	24.022	47.008	32.434	58.307	2'41.771P	214,3	13:50'35.577
3	6'33.472	43.185	28.985	41.668	8'27.310P	170,3	13:59'02.887
4	23.480	41.752	27.440	40.344	2'13.016	217,7	14:01'15.903
5	22.754	40.160	26.915	40.078	2'09.907	239,5	14:03'25.810
6	22.210	40.027	26.794	39.368	2'08.399	240,5	14:05'34.209
7	22.176	40.074	26.527	39.098	2'07.875	242,2	14:07'42.084
8	21.812	39.607	26.584	38.886	2'06.889	248,3	14:09'48.973
9	21.981	39.778	27.243	39.174	2'08.176	251,7	14:11'57.149
10	21.929	39.973	26.204	38.840	2'06.946	256,5	14:14'04.095

#### 26° 52 P. HOBELSBERGER (1'50.826)

Lap	Seg.1	Seg.2	Seg.3	Seg.4	Lap Time	km/h	Local Time
1		35.715	23.482	<b>33.433</b>	1'56.775	236,8	13:47'45.829
2	23.716	44.695	30.121	56.179	2'34.711P	246,6	13:50'20.540
3	1'49.346	40.271	25.918	38.732	3'34.267P	187,5	13:53'54.807
4	23.517	38.511	25.063	37.954	2'05.045	242,2	13:55'59.852
5	22.239	38.400	25.232	37.994	2'03.865	259,6	13:58'03.717
6	21.656	38.460	25.005	37.840	2'02.961	262,1	14:00'06.678
7	21.716	38.230	25.141	38.295	2'03.382	262,1	14:02'10.060
8	21.194	38.093	25.135	37.816	2'02.238	264,7	14:04'12.298
9	20.993	38.614	24.980	49.137	2'13.724P	263,4	14:06'26.022
10	1'34.198	42.853	26.154	37.953	3'21.158P	186,9	14:09'47.180
11	21.769	37.547	24.879	36.749	2'00.944	260,9	14:11'48.124
12	21.490	37.848	24.419	36.217	1'59.974	259,6	14:13'48.098
13	21.033	36.712	23.814	36.947	1'58.506	262,1	14:15'46.604
14	20.497	36.076	23.697	35.487	1'55.757	268,7	14:17'42.361
15	20.397	35.806	23.568	33.853	1'53.624	268,7	14:19'35.985
16	19.678	34.549	<b>22.970</b>	34.154	1'51.351	270,7	14:21'27.336
17	<b>19.419</b>	<b>34.211</b>	23.365	33.831	<b>1'50.826</b>	<b>272,0</b>	14:23'18.162

Race Time 37'29.108

#### 27° 25 M. BRENNER (1'58.775)

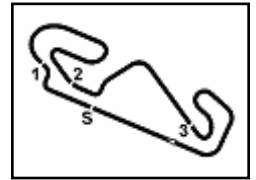
Lap	Seg.1	Seg.2	Seg.3	Seg.4	Lap Time	km/h	Local Time
1		42.938	28.115	39.689	2'18.581	236,8	13:48'07.635
2	26.497	49.087	30.632	59.094	2'45.310P	183,7	13:50'52.945
3	2'42.139	42.134	26.389	39.210	4'29.872P	191,8	13:55'22.817
4	23.356	39.624	25.639	39.109	2'07.728	232,3	13:57'30.545
5	22.394	38.907	25.111	38.596	2'05.008	252,3	13:59'35.553
6	22.632	38.428	25.158	37.901	2'04.119	254,1	14:01'39.672
7	21.798	38.693	25.335	38.924	2'04.750	262,1	14:03'44.422
8	22.211	38.456	25.002	37.688	2'03.357	261,5	14:05'47.779
9	21.694	38.172	24.981	37.245	2'02.092	265,4	14:07'49.871
10	21.414	37.558	24.645	37.034	2'00.651	263,4	14:09'50.522
11	21.374	37.601	24.539	36.810	2'00.324	264,7	14:11'50.846
12	21.119	37.092	24.671	36.559	1'59.441	266,0	14:13'50.287
13	21.050	37.010	24.504	37.224	1'59.788	262,8	14:15'50.075
14	20.969	36.973	24.474	36.444	1'58.860	265,4	14:17'48.935
15	20.833	37.019	24.508	<b>36.415</b>	<b>1'58.775</b>	266,0	14:19'47.710
16	<b>20.713</b>	<b>36.962</b>	24.319	37.243	1'59.237	266,0	14:21'46.947
17	21.038	37.120	<b>24.261</b>	36.472	1'58.891	<b>268,7</b>	14:23'45.838

Race Time 37'56.784

#### 28° 88 M. PATACCA (1'59.520)

Lap	Seg.1	Seg.2	Seg.3	Seg.4	Lap Time	km/h	Local Time
1		<b>36.635</b>	<b>23.943</b>	<b>33.321</b>	1'58.727	238,9	13:47'47.781
2	25.206	51.076	32.600	58.113	2'46.995P	241,6	13:50'34.776
3	2'33.058	41.809	26.686	41.362	4'22.915P	180,9	13:54'57.691
4	23.257	42.192	26.015	40.572	2'12.036	247,1	13:57'09.727
5	22.256	39.997	24.761	40.613	2'07.627	248,3	13:59'17.354
6	22.017	39.798	25.172	40.142	2'07.129	257,8	14:01'24.483

18/09/2021 P = Pits In/Out - C = Lap Time Cancelled



## Hyundai N Catalunya Round, 17-19 September 2021

### Chronological Analysis Race 1

Start at 13:45'49.054

11	21.942	39.304	26.264	38.509	2'06.019	257,1	14:16'10.114
12	<b>21.785</b>	39.528	26.068	38.634	<b>2'06.015</b>	<b>259,6</b>	14:18'16.129
13	21.808	39.789	25.878	38.698	2'06.173	255,9	14:20'22.302
14	22.361	40.293	26.629	39.843	2'09.126	232,3	14:22'31.428
15	22.197	40.527	26.453	38.994	2'08.171	254,1	14:24'39.599

Race Time 38'50.545

RET 2 L. MONTELLA (2'03.432)							
Lap	Seg.1	Seg.2	Seg.3	Seg.4	Lap Time	km/h	Local Time
1		<b>38.222</b>	25.550	<b>35.312</b>	2'05.503	240,5	13:47'54.557
2	25.967	52.541	33.206	1'02.540	2'54.254P	230,3	13:50'48.811
3	4'55.139	42.310	27.624	40.389	6'45.462P	166,7	13:57'34.273
4	22.792	39.811	25.765	39.557	2'07.925	255,3	13:59'42.198
5	22.283	39.429	26.090	37.983	2'05.785	258,4	14:01'47.983
6	21.962	39.508	25.322	37.992	2'04.784	<b>260,9</b>	14:03'52.767
7	22.130	39.088	25.458	38.526	2'05.202	260,2	14:05'57.969
8	21.637	38.696	<b>25.151</b>	37.948	<b>2'03.432</b>	260,2	14:08'01.401
9	21.659	39.272	25.805	37.829	2'04.565	260,2	14:10'05.966
10	<b>21.487</b>	38.640	26.168	38.088	2'04.383	259,6	14:12'10.349
11	21.856	39.712	25.873	38.847	2'06.288	259,6	14:14'16.637
12	22.281	40.402	25.711	50.671	2'19.065P	257,8	14:16'35.702

Race Time 30'46.648

RET 96 D. SANCHIS MARTINEZ (2'05.794)							
Lap	Seg.1	Seg.2	Seg.3	Seg.4	Lap Time	km/h	Local Time
1		38.752	<b>25.141</b>	<b>34.294</b>	2'05.018	220,4	13:47'54.072
2	27.019	52.241	33.190	59.844	2'52.294P	208,1	13:50'46.366
3	2'47.061	40.426	26.464	38.967	4'32.918P	178,2	13:55'19.284
4	23.063	39.039	25.567	38.939	2'06.608	254,1	13:57'25.892
5	22.399	<b>38.728</b>	25.231	39.436	<b>2'05.794</b>	<b>260,2</b>	13:59'31.686
6	22.526	39.133	25.953	38.691	2'06.303	259,6	14:01'37.989
7	<b>22.242</b>	39.417	25.411	39.388	2'06.458	259,6	14:03'44.447
8	22.977	39.899	26.233	54.985	2'24.094P	247,1	14:06'08.541

Race Time 20'19.487

RET 30 A. VERDOIA							
Lap	Seg.1	Seg.2	Seg.3	Seg.4	Lap Time	km/h	Local Time
1		<b>36.666</b>	<b>23.450</b>	<b>33.359</b>	1'58.002	233,3	13:47'47.056
2	<b>22.969</b>	43.641	29.208	54.111	2'29.929P	<b>259,6</b>	13:50'16.985
3	1'26.717	39.312	25.357	37.925	3'09.311P	189,5	13:53'26.296

Race Time 7'37.242

RET 69 E. MONTERO HUERTA							
Lap	Seg.1	Seg.2	Seg.3	Seg.4	Lap Time	km/h	Local Time
1		<b>37.981</b>	<b>25.203</b>	<b>35.404</b>	2'04.598	<b>231,8</b>	13:47'53.652
2	<b>23.414</b>	44.577	29.591	54.579	2'32.161P	228,3	13:50'25.813

Race Time 4'36.759

18/09/2021 P = Pits In/Out - C = Lap Time Cancelled

These data/results cannot be reproduced, stored and/or transmitted in whole or in part by any manner of electronic, mechanical, photocopying, recording, broadcasting or otherwise now known or herein after developed without the previous express consent by the copyright owner, except for reproduction in daily press and regular printed publications on sale to the public within 60 days of the event related to those data/results and always provided that copyright symbol appears together as follows below.

© DORNA WSBK ORGANIZATION Srl 2021

