

Hyundai N Catalunya Round, 17-19 September 2021

Chronological Analysis Race 2

Circuit de Barcelona 4.657 m

Start at 12:30'38.762

1 / 6

1° 81 M. GONZALEZ (1'45.694)								4° 21 R. KRUMMENACHER (1'45.699)							
Lap	Seg.1	Seg.2	Seg.3	Seg.4	Lap Time	km/h	Local Time	Lap	Seg.1	Seg.2	Seg.3	Seg.4	Lap Time	km/h	Local Time
1		32.771	21.970	32.133	1'48.703	230,3	12:32'27.465	1		32.807	21.870	32.122	1'48.822	238,4	12:32'27.584
2	19.063	32.774	21.872	31.985	1'45.694	268,7	12:34'13.159	2	19.097	32.981	21.820	31.995	1'45.893	272,0	12:34'13.477
3	18.936	32.961	21.931	32.003	1'45.831	268,7	12:35'58.990	3	19.398	32.809	21.835	31.876	1'45.918	273,4	12:35'59.395
4	19.052	33.020	21.965	32.038	1'46.075	266,7	12:37'45.065	4	18.854	33.026	21.988	32.015	1'45.883	276,2	12:37'45.278
5	19.053	33.075	21.996	32.093	1'46.217	259,6	12:39'31.282	5	18.973	33.157	21.907	32.056	1'46.093	276,9	12:39'31.371
6	18.833	32.908	21.935	32.163	1'45.839	273,4	12:41'17.121	6	19.009	32.859	21.826	32.097	1'45.791	270,7	12:41'17.162
7	19.018	32.978	21.829	32.121	1'45.946	267,3	12:43'03.067	7	19.321	32.980	21.840	32.096	1'46.237	264,7	12:43'03.399
8	18.825	32.969	21.916	32.116	1'45.826	268,7	12:44'48.893	8	18.939	32.883	21.961	32.087	1'45.870	279,1	12:44'49.269
9	18.818	32.924	21.918	32.135	1'45.795	269,3	12:46'34.688	9	18.839	33.068	21.835	31.957	1'45.699	274,8	12:46'34.968
10	18.806	33.003	21.892	32.152	1'45.853	272,0	12:48'20.541	10	18.920	33.126	21.853	32.008	1'45.907	276,2	12:48'20.875
11	18.862	33.040	21.952	32.172	1'46.026	270,0	12:50'06.567	11	18.957	33.046	21.845	32.160	1'46.008	276,2	12:50'06.883
12	18.900	33.428	22.074	32.266	1'46.668	269,3	12:51'53.235	12	18.910	33.303	22.020	32.280	1'46.513	275,5	12:51'53.396
13	18.836	33.027	21.919	32.200	1'45.982	275,5	12:53'39.217	13	18.897	33.024	21.886	32.226	1'46.033	277,6	12:53'39.429
14	19.784	33.482	21.880	32.108	1'47.254	274,1	12:55'26.471	14	18.912	33.042	21.911	32.291	1'46.156	276,2	12:55'26.585
15	18.877	33.065	21.974	32.381	1'46.297	276,2	12:57'12.768	15	18.937	33.181	22.017	32.549	1'46.684	272,0	12:57'12.269
16	18.875	33.174	21.860	32.386	1'46.295	272,0	12:58'59.063	16	18.923	33.385	21.943	32.372	1'46.623	269,3	12:58'58.892
17	18.765	33.265	21.950	32.548	1'46.528	278,4	13:00'45.591	17	19.075	33.369	21.995	32.584	1'47.023	272,0	13:00'45.915
18	18.914	33.324	22.149	33.068	1'47.455	273,4	13:02'33.064	18	19.133	33.812	22.002	32.752	1'47.699	273,4	13:02'33.614
Race Time 31'54.284								Race Time 31'54.852							

2° 3 R. DE ROSA (1'45.510)								5° 25 M. BRENNER (1'45.731)							
Lap	Seg.1	Seg.2	Seg.3	Seg.4	Lap Time	km/h	Local Time	Lap	Seg.1	Seg.2	Seg.3	Seg.4	Lap Time	km/h	Local Time
1		32.942	21.982	32.193	1'49.923	236,3	12:32'28.685	1		33.351	22.112	32.211	1'50.866	236,8	12:32'29.648
2	18.899	32.899	21.972	32.053	1'45.823	279,8	12:34'14.508	2	19.010	32.832	22.023	31.962	1'45.827	274,1	12:34'15.475
3	18.816	32.995	21.893	31.947	1'45.651	279,1	12:36'00.159	3	18.869	32.835	22.191	31.935	1'45.830	276,2	12:36'01.305
4	18.607	32.926	21.956	32.021	1'45.510	276,9	12:37'45.669	4	18.760	32.913	22.045	32.013	1'45.731	273,4	12:37'47.036
5	18.860	33.046	21.954	32.075	1'45.935	275,5	12:39'31.604	5	19.077	33.009	22.009	32.026	1'46.121	270,0	12:39'33.157
6	19.025	32.913	21.852	31.918	1'45.708	274,8	12:41'17.312	6	18.911	32.914	22.021	32.219	1'46.065	274,1	12:41'19.222
7	19.014	32.906	21.864	32.033	1'45.817	271,4	12:43'03.129	7	18.915	32.874	22.036	32.209	1'46.034	273,4	12:43'05.256
8	19.032	32.889	21.910	31.988	1'45.819	266,7	12:44'48.948	8	19.018	33.047	22.018	32.103	1'46.186	274,1	12:44'51.442
9	18.958	32.934	21.913	32.002	1'45.807	268,7	12:46'34.755	9	18.945	32.898	21.934	32.077	1'45.854	270,7	12:46'37.296
10	18.954	33.023	21.829	32.052	1'45.858	268,0	12:48'20.613	10	18.938	33.074	22.034	32.405	1'46.451	273,4	12:48'23.747
11	19.028	32.950	21.928	32.118	1'46.024	272,0	12:50'06.637	11	18.944	33.139	22.113	32.374	1'46.570	274,1	12:50'10.317
12	18.989	33.177	22.013	32.166	1'46.345	270,7	12:51'52.982	12	18.992	33.305	22.083	32.484	1'46.864	274,8	12:51'57.181
13	18.914	33.020	21.938	32.131	1'46.003	268,0	12:53'38.985	13	18.997	33.165	22.069	32.544	1'46.775	270,7	12:53'43.956
14	18.935	33.040	21.969	32.174	1'46.118	270,0	12:55'25.103	14	19.018	33.048	22.027	32.400	1'46.493	272,7	12:55'30.449
15	19.026	33.200	22.098	32.235	1'46.559	268,7	12:57'11.662	15	19.210	33.307	22.222	32.571	1'47.310	270,7	12:57'17.759
16	19.027	33.225	22.083	32.231	1'46.566	266,0	12:58'58.228	16	19.245	33.324	22.055	32.375	1'46.999	266,0	12:59'04.758
17	19.060	33.253	22.036	32.647	1'46.996	267,3	13:00'45.224	17	19.104	33.323	22.182	32.951	1'47.560	267,3	13:00'52.318
18	19.105	33.428	22.261	33.049	1'47.843	267,3	13:02'33.067	18	18.921	33.213	22.181	32.572	1'46.887	275,5	13:02'39.205
Race Time 31'54.305								Race Time 32'00.443							

3° 66 N. TUULI (1'45.565)								6° 94 F. CARICASULO (1'45.914)							
Lap	Seg.1	Seg.2	Seg.3	Seg.4	Lap Time	km/h	Local Time	Lap	Seg.1	Seg.2	Seg.3	Seg.4	Lap Time	km/h	Local Time
1		33.010	22.000	31.841	1'49.444	232,3	12:32'28.206	1		33.159	22.120	32.122	1'50.338	240,5	12:32'29.100
2	19.031	32.872	21.909	32.037	1'45.849	275,5	12:34'14.055	2	18.874	32.947	22.057	32.113	1'45.991	274,8	12:34'15.091
3	18.928	32.905	21.869	31.863	1'45.565	274,1	12:35'59.620	3	18.883	33.108	22.028	32.119	1'46.138	274,8	12:36'01.229
4	18.845	33.023	21.953	32.118	1'45.939	274,1	12:37'45.559	4	18.986	32.923	22.057	32.007	1'45.973	270,0	12:37'47.202
5	19.099	33.058	22.002	32.018	1'46.177	274,1	12:39'31.736	5	18.726	33.019	21.942	32.227	1'45.914	278,4	12:39'33.116
6	18.968	33.141	21.879	32.122	1'46.110	276,9	12:41'17.846	6	19.064	33.129	21.968	32.226	1'46.387	270,0	12:41'19.503
7	19.089	32.975	21.896	32.008	1'45.968	270,0	12:43'03.814	7	18.811	32.977	21.983	32.302	1'46.073	279,8	12:43'05.576
8	19.093	33.139	21.855	31.980	1'46.067	268,0	12:44'49.881	8	18.877	33.209	21.918	32.219	1'46.223	278,4	12:44'51.799
9	18.879	33.038	21.862	31.962	1'45.741	272,0	12:46'35.622	9	18.829	33.103	22.028	32.321	1'46.281	275,5	12:46'38.080
10	18.868	32.962	21.836	32.017	1'45.683	271,4	12:48'21.305	10	18.950	33.319	22.083	32.340	1'46.692	270,7	12:48'24.772
11	18.846	33.150	22.009	32.097	1'46.102	273,4	12:50'07.407	11	18.957	33.303	21.993	32.384	1'46.637	268,7	12:50'11.409
12	19.028	33.108	21.948	32.100	1'46.184	272,0	12:51'53.591	12	18.991	33.322	21.904	32.519	1'46.736	268,7	12:51'58.145
13	19.058	33.106	21.941	32.301	1'46.406	273,4	12:53'39.997	13	19.088	33.286	21.951	32.512	1'46.837	272,7	12:53'44.982
14	18.982	33.050	22.008	32.206	1'46.246	272,0	12:55'26.243	14	18.806	33.211	22.183	32.319	1'46.519	274,1	12:55'31.501
15	19.024	33.237	22.008	32.419	1'46.688	270,7	12:57'12.931	15	18.862	33.360	22.209	32.516	1'46.947	276,9	12:57'18.448
16	18.880	33.330	21.943	32.204	1'46.357	274,1	12:58'59.288	16	18.949	33.293	21.986	32.440	1'46.668	277,6	12:59'05.116
17	18.929	33.353	21.997	32.515	1'46.794	274,1	13:00'46.082	17	18.953	33.324	22.064	32.995	1'47.336	274,1	13:00'52.452
18	19.051	33.443	21.953	32.612	1'47.059	274,8	13:02'33.141	18	19.144	33.762	22.221	32.604	1'47.731	271,4	13:02'40.183
Race Time 31'54.379								Race Time 32'01.421							

19/09/2021

P = Pits In/Out - C = Lap Time Cancelled

These data/results cannot be reproduced, stored and/or transmitted in whole or in part by any manner of electronic, mechanical, photocopying, recording, broadcasting or otherwise now known or herein after developed without the previous express consent by the copyright owner, except for reproduction in daily press and regular printed publications on sale to the public within 60 days of the event related to those data/results and always provided that copyright symbol appears together as follows below.

© DORNA WSBK ORGANIZATION Srl 2021

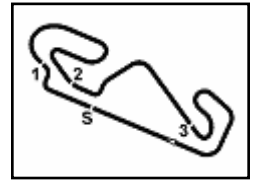
FICR PERUGIA TIMING



Official Tyre Supplier



Official Timekeeper



Hyundai N Catalunya Round, 17-19 September 2021
Chronological Analysis Race 2

Start at 12:30'38.762

2 / 6

7° 4 S. ODENDAAL (1'45.632)								10° 52 P. HOBELSBERGER (1'45.720)							
Lap	Seg.1	Seg.2	Seg.3	Seg.4	Lap Time	km/h	Local Time	Lap	Seg.1	Seg.2	Seg.3	Seg.4	Lap Time	km/h	Local Time
1		32.880	22.062	32.371	1'49.726	240,5	12:32'28.488	1		33.780	22.064	32.409	1'51.764	241,1	12:32'30.526
2	18.929	32.900	21.952	32.140	1'45.921	278,4	12:34'14.409	2	18.723	32.983	21.745	32.269	1'45.720	278,4	12:34'16.246
3	18.996	33.000	22.039	31.938	1'45.973	276,9	12:36'00.382	3	18.980	33.105	21.808	32.189	1'46.082	279,1	12:36'02.328
4	18.831	32.928	21.920	31.953	1'45.632	277,6	12:37'46.014	4	18.938	33.105	21.763	32.327	1'46.133	279,8	12:37'48.461
5	18.913	33.002	21.890	32.120	1'45.925	278,4	12:39'31.939	5	18.856	32.942	21.896	32.322	1'46.016	275,5	12:39'34.477
6	18.977	33.089	21.985	32.242	1'46.293	282,7	12:41'18.232	6	18.835	33.003	21.857	32.371	1'46.066	274,1	12:41'20.543
7	18.966	32.990	21.867	32.325	1'46.148	279,1	12:43'04.380	7	18.904	33.079	21.937	32.359	1'46.279	275,5	12:43'06.822
8	18.930	33.024	21.931	32.213	1'46.098	276,9	12:44'50.478	8	18.904	33.137	21.943	32.307	1'46.291	272,0	12:44'53.113
9	18.910	33.104	21.993	32.156	1'46.163	274,8	12:46'36.641	9	19.156	33.278	22.042	32.353	1'46.829	273,4	12:46'39.942
10	18.883	33.070	22.064	32.233	1'46.250	273,4	12:48'22.891	10	18.941	33.110	22.035	32.363	1'46.449	273,4	12:48'26.391
11	18.972	33.171	22.009	32.363	1'46.515	271,4	12:50'09.406	11	18.882	33.151	21.969	32.475	1'46.477	275,5	12:50'12.868
12	18.996	33.274	21.958	32.274	1'46.502	274,1	12:51'55.908	12	18.915	33.164	22.011	32.485	1'46.575	274,8	12:51'59.443
13	18.973	33.244	22.031	32.362	1'46.610	272,0	12:53'42.518	13	19.019	33.169	22.105	32.688	1'46.981	274,8	12:53'46.424
14	19.045	33.230	21.976	32.481	1'46.732	273,4	12:55'29.250	14	18.898	33.276	22.076	32.592	1'46.842	272,7	12:55'33.266
15	18.992	33.311	22.123	32.510	1'46.936	274,1	12:57'16.186	15	18.898	33.367	22.133	32.670	1'47.068	274,1	12:57'20.334
16	19.168	33.575	22.218	32.714	1'47.675	269,3	12:59'03.861	16	19.184	33.486	22.145	32.950	1'47.765	270,7	12:59'08.099
17	19.198	33.889	22.307	32.962	1'48.356	270,0	13:00'52.217	17	19.219	33.467	22.316	32.908	1'47.910	270,7	13:00'56.009
18	19.257	34.171	22.335	33.082	1'48.845	269,3	13:02'41.062	18	19.252	33.672	22.318	33.168	1'48.410	270,7	13:02'44.419
Race Time 32'02.300								Race Time 32'05.657							

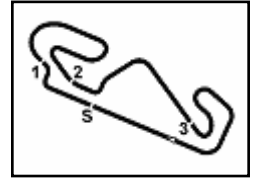
8° 5 P. OETTL (1'45.905)								11° 38 H. SOOMER (1'46.623)							
Lap	Seg.1	Seg.2	Seg.3	Seg.4	Lap Time	km/h	Local Time	Lap	Seg.1	Seg.2	Seg.3	Seg.4	Lap Time	km/h	Local Time
1		32.892	21.926	32.052	1'49.105	233,3	12:32'27.867	1		33.302	22.304	32.947	1'51.649	230,8	12:32'30.411
2	19.112	32.991	21.896	32.098	1'46.097	275,5	12:34'13.964	2	19.222	33.313	22.049	32.577	1'47.161	272,7	12:34'17.572
3	19.224	33.013	21.899	31.966	1'46.102	272,7	12:36'00.066	3	19.017	33.277	22.047	32.282	1'46.623	274,1	12:36'04.195
4	18.998	32.903	21.972	32.032	1'45.905	274,8	12:37'45.971	4	19.402	33.158	22.128	32.230	1'46.918	273,4	12:37'51.113
5	19.117	33.051	21.993	32.168	1'46.329	274,8	12:39'32.300	5	19.053	33.169	22.042	32.477	1'46.741	272,0	12:39'37.854
6	18.959	33.074	21.905	32.224	1'46.162	275,5	12:41'18.462	6	19.041	33.329	22.250	32.343	1'46.963	276,9	12:41'24.817
7	18.896	33.044	21.972	32.304	1'46.216	280,5	12:43'04.678	7	19.202	33.663	22.129	32.986	1'47.980	272,0	12:43'12.797
8	18.920	33.064	21.979	32.156	1'46.119	276,2	12:44'50.797	8	19.016	33.262	22.132	32.277	1'46.687	274,1	12:44'59.484
9	18.863	33.166	21.962	32.231	1'46.222	276,2	12:46'37.019	9	19.108	33.262	22.030	33.066	1'47.466	274,8	12:46'46.950
10	18.934	33.220	21.993	32.350	1'46.497	273,4	12:48'23.516	10	18.918	33.292	22.093	32.395	1'46.698	279,8	12:48'33.648
11	18.984	33.237	22.033	32.325	1'46.579	272,0	12:50'10.095	11	18.983	33.375	22.154	32.325	1'46.837	278,4	12:50'20.485
12	19.010	33.333	21.991	32.435	1'46.769	273,4	12:51'56.864	12	19.154	33.375	22.185	32.500	1'47.214	274,8	12:52'07.699
13	19.028	33.266	21.957	32.448	1'46.699	272,0	12:53'43.563	13	19.205	33.467	22.166	32.508	1'47.346	279,8	12:53'55.045
14	19.100	33.209	21.981	32.700	1'46.990	272,0	12:55'30.553	14	18.973	33.173	22.139	32.445	1'46.730	274,1	12:55'41.775
15	18.992	33.645	22.007	32.685	1'47.329	273,4	12:57'17.882	15	19.194	33.283	22.334	32.481	1'47.292	268,0	12:57'29.067
16	19.075	33.596	22.031	32.847	1'47.549	270,7	12:59'05.431	16	19.123	33.249	22.153	32.571	1'47.096	267,3	12:59'16.163
17	19.130	33.747	22.302	33.056	1'48.235	274,1	13:00'53.666	17	19.190	33.307	22.099	32.661	1'47.257	267,3	13:01'03.420
18	19.304	33.877	22.291	33.058	1'48.530	272,0	13:02'42.196	18	19.191	33.373	22.352	32.627	1'47.543	266,0	13:02'50.963
Race Time 32'03.434								Race Time 32'12.201							

9° 28 G. VAN STRAALLEN (1'45.840)								12° 88 M. PATACCA (1'46.335)							
Lap	Seg.1	Seg.2	Seg.3	Seg.4	Lap Time	km/h	Local Time	Lap	Seg.1	Seg.2	Seg.3	Seg.4	Lap Time	km/h	Local Time
1		33.339	22.036	32.249	1'50.986	238,4	12:32'29.748	1		33.883	22.374	32.630	1'53.167	245,5	12:32'31.929
2	19.128	32.729	22.081	31.902	1'45.840	274,8	12:34'15.588	2	18.871	33.147	22.103	32.214	1'46.335	285,0	12:34'18.264
3	19.210	33.243	22.055	32.419	1'46.927	279,1	12:36'02.515	3	19.103	33.200	22.225	32.395	1'46.923	268,7	12:36'05.187
4	18.952	33.051	21.980	32.302	1'46.285	276,9	12:37'48.800	4	19.064	33.132	22.202	32.627	1'47.025	270,0	12:37'52.212
5	18.895	32.958	22.030	32.105	1'45.988	279,8	12:39'34.788	5	19.113	33.148	22.145	32.754	1'47.160	274,1	12:39'39.372
6	18.940	32.906	21.937	32.117	1'45.900	272,7	12:41'20.688	6	19.156	33.252	22.109	32.465	1'46.982	271,4	12:41'26.354
7	19.003	33.006	21.912	32.367	1'46.288	279,8	12:43'06.976	7	19.721	33.123	22.185	32.495	1'47.524	270,7	12:43'13.878
8	18.966	33.061	22.065	32.158	1'46.250	278,4	12:44'53.226	8	19.034	33.193	22.200	32.445	1'46.872	275,5	12:45'00.750
9	18.850	33.028	22.037	32.261	1'46.176	275,5	12:46'39.402	9	19.049	33.186	21.989	32.478	1'46.702	274,8	12:46'47.452
10	19.044	32.962	21.912	32.158	1'46.076	267,3	12:48'25.478	10	18.951	33.209	22.199	32.484	1'46.843	279,8	12:48'34.295
11	18.938	33.078	22.075	32.261	1'46.352	270,7	12:50'11.830	11	19.070	33.149	22.137	32.463	1'46.819	268,7	12:50'21.114
12	18.943	33.143	22.034	32.339	1'46.459	273,4	12:51'58.289	12	19.038	33.326	22.152	32.427	1'46.943	274,1	12:52'08.057
13	18.874	33.058	21.966	32.391	1'46.289	279,8	12:53'44.578	13	18.954	33.557	22.179	32.452	1'47.142	285,0	12:53'55.199
14	18.952	33.163	22.065	32.413	1'46.593	270,7	12:55'31.171	14	18.920	33.261	22.170	32.602	1'46.953	279,1	12:55'42.152
15	18.992	33.389	22.187	32.456	1'47.024	270,7	12:57'18.195	15	19.099	33.355	22.208	32.529	1'47.191	271,4	12:57'29.343
16	19.017	33.638	22.189	32.647	1'47.491	269,3	12:59'05.686	16	19.015	33.300	22.193	32.456	1'46.964	274,8	12:59'16.307
17	19.089	33.656	22.312	33.067	1'48.124	271,4	13:00'53.810	17	19.202	33.357	22.124	32.676	1'47.359	268,7	13:01'03.666
18	19.214	33.905	22.361	32.982	1'48.462	276,9	13:02'42.272	18	19.161	33.304	22.386	32.711	1'47.562	271,4	13:02'51.228
Race Time 32'03.510								Race Time 32'12.466							

19/09/2021 P = Pits In/Out - C = Lap Time Cancelled

These data/results cannot be reproduced, stored and/or transmitted in whole or in part by any manner of electronic, mechanical, photocopying, recording, broadcasting or otherwise now known or herein after developed without the previous express consent by the copyright owner, except for reproduction in daily press and regular printed publications on sale to the public within 60 days of the event related to those data/results and always provided that copyright symbol appears together as follows below.

© DORNA WSBK ORGANIZATION Srl 2021



Hyundai N Catalunya Round, 17-19 September 2021 Chronological Analysis Race 2

Start at 12:30'38.762

3 / 6

13° 24 L. TACCINI (1'46.498)								16° 22 F. FULIGNI (1'46.219)							
Lap	Seg.1	Seg.2	Seg.3	Seg.4	Lap Time	km/h	Local Time	Lap	Seg.1	Seg.2	Seg.3	Seg.4	Lap Time	km/h	Local Time
1		33.846	22.135	32.580	1'52.294	247,7	12:32'31.056	1	19.330	33.590	22.620	32.531	1'53.842	234,3	12:32'32.604
2	18.974	33.455	22.178	32.265	1'46.872	279,8	12:34'17.928	2	18.964	33.455	22.279	32.799	1'47.760	280,5	12:34'20.364
3	19.030	33.271	22.159	32.253	1'46.713	274,1	12:36'04.641	3	18.899	32.842	22.216	32.262	1'46.219	277,6	12:37'53.688
4	19.021	33.800	22.163	32.323	1'47.307	275,5	12:37'51.948	4	19.015	32.932	22.141	32.319	1'46.407	270,7	12:39'40.095
5	19.069	33.102	22.219	32.326	1'46.716	272,7	12:39'38.664	5	19.065	33.157	22.127	32.269	1'46.618	271,4	12:41'26.713
6	19.080	33.100	22.077	32.241	1'46.498	271,4	12:41'25.162	6	19.146	33.011	22.171	32.310	1'46.638	276,2	12:43'13.351
7	19.132	33.225	22.045	32.516	1'46.918	274,1	12:43'12.080	7	19.071	33.229	22.157	32.256	1'46.713	272,0	12:45'00.064
8	19.284	33.459	22.060	32.457	1'47.260	267,3	12:44'59.340	8	19.015	33.114	22.255	32.292	1'46.676	272,0	12:46'46.740
9	19.087	33.569	22.213	32.279	1'47.148	270,7	12:46'46.488	9	18.966	33.251	22.165	32.389	1'46.771	274,1	12:48'33.511
10	18.892	33.083	22.091	32.441	1'46.507	274,8	12:48'32.995	10	19.272	33.339	22.286	32.381	1'47.278	272,7	12:50'20.789
11	19.180	33.145	22.080	32.389	1'46.794	270,0	12:50'19.789	11	19.234	33.246	22.191	32.442	1'47.113	273,4	12:52'07.902
12	19.299	33.489	22.067	32.753	1'47.608	274,1	12:52'07.397	12	19.335	33.544	22.380	32.599	1'47.858	279,1	12:53'55.760
13	19.236	33.462	22.103	32.591	1'47.392	268,7	12:53'54.789	13	18.899	33.397	22.231	32.361	1'46.888	279,1	12:55'42.648
14	19.655	33.455	22.045	32.538	1'47.693	264,1	12:55'42.482	14	19.122	33.468	22.359	33.091	1'48.040	276,9	12:57'30.688
15	19.020	33.404	22.099	32.507	1'47.030	265,4	12:57'29.512	15	19.030	33.328	22.280	32.614	1'47.252	276,2	12:59'17.940
16	19.023	33.489	22.151	32.621	1'47.284	272,7	12:59'16.796	16	19.233	33.340	22.377	32.545	1'47.495	275,5	13:01'05.435
17	19.776	33.605	22.105	32.549	1'48.035	269,3	13:01'04.831	17	19.215	33.275	22.326	32.682	1'47.498	266,7	13:02'52.933
18	19.029	33.339	22.244	32.869	1'47.481	272,7	13:02'52.312								
Race Time 32'13.550								Race Time 32'14.171							

14° 9 S. JESPERSEN (1'46.463)								17° 31 D. VALLE (1'46.543)							
Lap	Seg.1	Seg.2	Seg.3	Seg.4	Lap Time	km/h	Local Time	Lap	Seg.1	Seg.2	Seg.3	Seg.4	Lap Time	km/h	Local Time
1		33.517	22.284	32.373	1'51.621	239,5	12:32'30.383	1	19.165	35.041	22.433	32.723	1'54.791	233,3	12:32'33.553
2	19.211	33.202	21.987	32.094	1'46.494	278,4	12:34'16.877	2	19.096	33.251	22.575	32.357	1'47.279	284,2	12:36'07.842
3	19.005	33.332	21.995	32.131	1'46.463	276,2	12:36'03.340	3	18.996	33.338	22.253	32.947	1'47.534	280,5	12:37'55.376
4	19.000	33.206	22.078	32.648	1'46.932	272,7	12:37'50.272	4	19.102	32.995	22.139	32.307	1'46.543	274,1	12:39'41.919
5	19.096	33.365	22.144	32.352	1'46.957	271,4	12:39'37.229	5	19.059	32.936	22.165	32.443	1'46.603	270,0	12:41'28.522
6	19.278	33.411	22.130	32.321	1'47.140	270,0	12:41'24.369	6	19.065	33.064	22.098	32.421	1'46.648	271,4	12:43'15.170
7	19.291	33.761	22.024	32.571	1'47.647	268,0	12:43'12.016	7	19.032	33.110	22.176	32.437	1'46.755	272,0	12:45'01.925
8	19.199	33.377	22.241	32.411	1'47.228	266,0	12:44'59.244	8	19.001	33.077	22.117	32.452	1'46.647	271,4	12:46'48.572
9	19.095	33.298	22.180	32.500	1'47.073	273,4	12:46'46.317	9	18.926	33.161	22.137	32.378	1'46.602	272,0	12:48'35.174
10	18.959	33.548	22.072	32.335	1'46.914	273,4	12:48'33.231	10	18.948	33.253	22.154	32.592	1'46.947	274,8	12:50'22.121
11	19.121	33.183	22.089	32.325	1'46.718	276,2	12:50'19.949	11	18.970	33.308	22.114	32.581	1'46.973	274,1	12:52'09.094
12	18.978	33.431	22.061	32.828	1'47.298	284,2	12:52'07.247	12	18.990	33.370	22.268	32.622	1'47.250	274,8	12:53'56.344
13	19.127	33.470	22.272	32.654	1'47.523	270,7	12:53'54.770	13	19.028	33.403	22.285	32.680	1'47.396	277,6	12:55'43.740
14	19.517	33.384	22.132	32.601	1'47.634	266,0	12:55'42.404	14	19.371	33.368	22.246	32.702	1'47.687	281,3	12:57'31.427
15	19.264	33.388	22.199	32.664	1'47.515	269,3	12:57'29.919	15	18.836	33.354	22.153	32.506	1'46.849	277,6	12:59'18.276
16	19.004	33.386	22.114	32.509	1'47.013	273,4	12:59'16.932	16	19.148	33.529	22.305	32.885	1'47.867	276,9	13:01'06.143
17	18.867	33.496	22.031	32.547	1'46.941	274,1	13:01'03.873	17	18.880	33.309	22.275	32.726	1'47.190	277,6	13:02'53.333
18	19.165	33.531	22.034	32.901	1'47.631	276,9	13:02'51.504								
Race Time 32'12.742 + 0.812Pen								Race Time 32'14.571							

15° 56 P. SEBESTYEN (1'46.662)								18° 40 U. ORRADRE (1'46.243)							
Lap	Seg.1	Seg.2	Seg.3	Seg.4	Lap Time	km/h	Local Time	Lap	Seg.1	Seg.2	Seg.3	Seg.4	Lap Time	km/h	Local Time
1		33.469	22.305	32.660	1'51.979	238,9	12:32'30.741	1	19.082	33.820	22.429	32.563	1'53.223	240,0	12:32'31.985
2	18.983	33.434	22.076	32.619	1'47.112	281,3	12:34'17.853	2	18.837	33.184	22.125	32.428	1'46.574	274,1	12:36'04.933
3	18.967	33.175	22.160	32.360	1'46.662	278,4	12:36'04.515	3	19.000	33.072	22.000	32.394	1'46.466	278,4	12:37'51.399
4	19.415	33.814	22.079	32.638	1'47.946	274,8	12:37'52.461	4	18.926	33.199	21.892	32.226	1'46.243	275,5	12:39'37.642
5	19.313	33.149	22.069	32.553	1'47.084	277,6	12:39'39.545	5	19.044	33.546	22.059	32.398	1'47.047	273,4	12:41'24.689
6	19.333	33.218	22.071	32.467	1'47.089	275,5	12:41'26.634	6	19.113	33.352	22.122	32.677	1'47.264	271,4	12:43'11.953
7	19.012	33.278	22.240	32.493	1'47.023	276,9	12:43'13.657	7	19.131	33.359	22.173	32.510	1'47.173	267,3	12:44'59.126
8	18.990	33.220	22.224	32.426	1'46.860	276,9	12:45'00.517	8	19.079	33.194	22.029	32.420	1'46.722	270,7	12:46'45.848
9	18.979	33.088	22.115	32.590	1'46.772	274,1	12:46'47.289	9	19.005	33.334	22.166	32.543	1'47.048	269,3	12:48'32.896
10	18.903	33.138	22.313	32.997	1'47.351	273,4	12:48'34.640	10	18.930	33.170	22.053	32.438	1'46.591	271,4	12:50'19.487
11	19.046	33.318	21.988	32.516	1'46.868	274,1	12:50'21.508	11	18.990	33.443	22.376	32.985	1'47.794	270,7	12:52'07.281
12	18.982	33.319	22.082	32.515	1'46.898	272,7	12:52'08.406	12	19.197	33.767	22.119	32.625	1'47.708	273,4	12:53'54.989
13	18.914	33.645	22.319	32.604	1'47.482	276,2	12:53'55.888	13	18.801	33.279	22.280	32.747	1'47.107	274,1	12:55'42.096
14	18.907	33.399	22.203	32.564	1'47.073	283,5	12:55'42.961	14	19.043	33.553	22.278	32.894	1'47.768	276,2	12:57'29.864
15	18.972	33.485	22.230	32.840	1'47.527	276,9	12:57'30.488	15	19.281	33.439	22.245	32.766	1'47.731	268,7	12:59'17.595
16	18.945	33.302	22.174	32.752	1'47.173	272,0	12:59'17.661	16	19.328	33.900	22.248	32.908	1'48.384	271,4	13:01'05.979
17	18.925	33.196	22.205	32.654	1'46.980	271,4	13:01'04.641	17	19.218	33.613	22.281	32.928	1'48.040	273,4	13:02'54.019
18	19.340	33.404	22.224	32.740	1'47.708	266,7	13:02'52.349								
Race Time 32'13.587								Race Time 32'15.257							

19/09/2021 P = Pits In/Out - C = Lap Time Cancelled

These data/results cannot be reproduced, stored and/or transmitted in whole or in part by any manner of electronic, mechanical, photocopying, recording, broadcasting or otherwise now known or herein after developed without the previous express consent by the copyright owner, except for reproduction in daily press and regular printed publications on sale to the public within 60 days of the event related to those data/results and always provided that copyright symbol appears together as follows below.

© DORNA WSBK ORGANIZATION Srl 2021

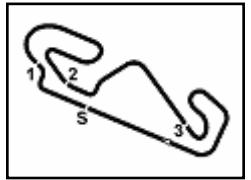
FIGR PERUGIA TIMING



Official Tyre Supplier



Official Timekeeper



Circuit de Barcelona 4.657 m

Hyundai N Catalunya Round, 17-19 September 2021

Chronological Analysis Race 2

Start at 12:30'38.762

4 / 6

19° 70 M. ALCOBA (1'45.933)								22° 55 G. HENDRA PRATAMA (1'47.528)								
Lap	Seg.1	Seg.2	Seg.3	Seg.4	Lap Time	km/h	Local Time	Lap	Seg.1	Seg.2	Seg.3	Seg.4	Lap Time	km/h	Local Time	
1		33.581	22.141	32.376	1'51.318	243,8	12:32'30.080	1		33.879	22.307	32.778	1'53.066	244,9	12:32'31.828	
2	18.887	32.884	21.951	32.211	1'45.933	276,9	12:34'16.013	2	19.179	33.648	22.407	32.711	1'47.945	280,5	12:34'19.773	
3	18.816	33.085	22.035	32.167	1'46.103	276,9	12:36'02.116	3	19.285	33.550	22.247	32.511	1'47.593	276,2	12:36'07.366	
4	18.934	33.106	21.989	32.503	1'46.532	271,4	12:37'48.648	4	19.334	33.384	22.220	33.011	1'47.949	273,4	12:37'55.315	
5	18.840	33.016	21.974	32.229	1'46.059	275,5	12:39'34.707	5	19.315	33.390	22.413	32.658	1'47.776	275,5	12:39'43.091	
6	19.133	33.073	22.265	32.491	1'46.962	272,7	12:41'21.669	6	19.300	33.530	22.269	32.999	1'48.098	272,0	12:41'31.189	
7	19.096	33.295	22.208	32.593	1'47.192	271,4	12:43'08.861	7	19.517	33.781	22.279	32.697	1'48.274	274,1	12:43'19.463	
8	19.041	33.304	22.247	32.616	1'47.208	270,0	12:44'56.069	8	19.419	34.164	22.320	32.679	1'48.582	279,1	12:45'08.045	
9	19.084	33.424	22.293	32.754	1'47.555	268,0	12:46'43.624	9	19.420	33.820	22.241	32.710	1'48.191	279,1	12:46'56.236	
10	19.150	33.446	22.249	32.701	1'47.546	266,7	12:48'31.170	10	19.204	33.438	22.447	32.635	1'47.724	274,1	12:48'43.960	
11	19.197	33.558	22.258	32.822	1'47.835	268,0	12:50'19.005	11	19.168	33.478	22.182	32.700	1'47.528	273,4	12:50'31.488	
12	19.197	33.645	22.354	32.995	1'48.191	267,3	12:52'07.196	12	19.231	33.763	22.356	32.816	1'48.166	273,4	12:52'19.654	
13	19.617	33.827	22.307	32.721	1'48.472	268,7	12:53'55.668	13	19.279	33.664	22.271	32.809	1'48.023	274,8	12:54'07.677	
14	19.287	33.533	22.219	32.826	1'47.865	276,2	12:55'43.533	14	19.192	33.675	22.365	32.813	1'48.045	274,1	12:55'55.722	
15	19.087	33.562	22.320	32.784	1'47.753	273,4	12:57'31.286	15	19.183	33.819	22.328	32.856	1'48.186	274,8	12:57'43.908	
16	19.169	33.653	22.448	33.110	1'48.380	271,4	12:59'19.666	16	19.227	33.601	22.256	32.794	1'47.878	270,7	12:59'31.786	
17	19.415	33.896	22.475	33.131	1'48.917	269,3	13:01'08.583	17	19.346	33.702	22.479	33.176	1'48.703	268,7	13:01'20.489	
18	19.295	33.923	22.509	33.327	1'49.054	268,7	13:02'57.637	18	19.360	33.898	22.489	33.176	1'48.923	268,7	13:03'09.412	
							Race Time 32'18.875									Race Time 32'30.650

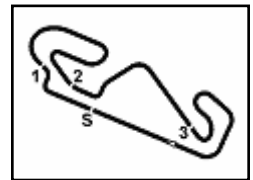
20° 95 V. TAKALA (1'47.424)								23° 96 D. SANCHIS MARTINEZ (1'46.701)								
Lap	Seg.1	Seg.2	Seg.3	Seg.4	Lap Time	km/h	Local Time	Lap	Seg.1	Seg.2	Seg.3	Seg.4	Lap Time	km/h	Local Time	
1		34.764	22.980	32.617	1'55.481	242,2	12:32'34.243	1		34.666	22.370	32.609	1'54.464	234,8	12:32'33.226	
2	19.020	33.515	22.420	32.792	1'47.747	278,4	12:34'21.990	2	19.081	33.225	22.207	32.728	1'47.241	274,1	12:34'20.467	
3	19.115	33.430	22.109	32.770	1'47.424	281,3	12:36'09.414	3	19.257	33.523	22.367	32.494	1'47.641	278,4	12:36'08.108	
4	19.053	33.533	22.506	32.600	1'47.692	276,2	12:37'57.106	4	19.438	34.297	22.331	32.668	1'48.734	272,7	12:37'56.842	
5	19.126	33.409	22.359	32.599	1'47.493	279,1	12:39'44.599	5	18.958	33.245	22.170	32.328	1'46.701	278,4	12:39'43.543	
6	19.339	33.539	22.172	32.567	1'47.617	279,1	12:41'32.216	6	19.114	33.665	22.251	32.781	1'47.811	276,2	12:41'31.354	
7	19.101	33.382	22.368	32.668	1'47.519	274,8	12:43'19.735	7	19.157	33.301	22.395	32.665	1'47.518	276,2	12:43'18.872	
8	19.169	33.748	22.266	32.782	1'47.965	281,3	12:45'07.700	8	19.343	33.403	22.328	32.467	1'47.541	267,3	12:45'06.413	
9	19.126	33.458	22.380	32.625	1'47.589	272,0	12:46'55.289	9	19.253	33.322	22.296	32.392	1'47.263	265,4	12:46'53.676	
10	19.141	33.330	22.478	32.527	1'47.476	271,4	12:48'42.765	10	19.264	33.389	22.560	32.618	1'47.831	265,4	12:48'41.507	
11	19.147	33.487	22.348	32.533	1'47.515	272,0	12:50'30.280	11	19.643	33.633	22.392	32.575	1'48.243	265,4	12:50'29.750	
12	19.161	33.559	22.366	32.964	1'48.050	276,9	12:52'18.330	12	19.300	33.474	22.372	33.620	1'48.766	273,4	12:52'18.516	
13	19.133	33.487	22.223	32.595	1'47.438	273,4	12:54'05.768	13	19.533	33.563	22.361	33.000	1'48.457	270,7	12:54'06.973	
14	19.248	33.542	22.272	32.622	1'47.684	275,5	12:55'53.452	14	19.282	33.608	22.360	32.904	1'48.154	270,7	12:55'55.127	
15	19.185	33.492	22.299	32.653	1'47.629	274,1	12:57'41.081	15	19.397	33.774	22.499	32.967	1'48.637	268,7	12:57'43.764	
16	19.062	33.521	22.366	32.601	1'47.550	267,3	12:59'28.631	16	19.498	33.624	22.420	33.120	1'48.662	266,0	12:59'32.426	
17	19.253	33.463	22.304	32.731	1'47.751	268,0	13:01'16.382	17	19.406	33.829	22.435	33.017	1'48.687	266,7	13:01'21.113	
18	19.271	33.652	22.421	33.023	1'48.367	267,3	13:03'04.749	18	19.510	33.859	22.446	33.290	1'49.105	266,7	13:03'10.218	
							Race Time 32'25.987									Race Time 32'31.456

21° 84 M. FABRIZIO (1'47.426)								24° 50 O. VOSTATEK (1'47.498)								
Lap	Seg.1	Seg.2	Seg.3	Seg.4	Lap Time	km/h	Local Time	Lap	Seg.1	Seg.2	Seg.3	Seg.4	Lap Time	km/h	Local Time	
1		35.497	23.232	32.620	1'55.651	233,8	12:32'34.413	1		33.504	22.318	32.582	1'59.903	192,9	12:32'38.665	
2	19.189	33.444	22.256	32.830	1'47.719	277,6	12:34'22.132	2	19.157	33.545	22.430	32.721	1'47.853	267,3	12:34'26.518	
3	19.295	33.631	22.284	32.441	1'47.651	278,4	12:36'09.783	3	19.156	33.402	22.040	32.900	1'47.498	267,3	12:36'14.016	
4	19.107	33.459	22.312	32.596	1'47.474	272,7	12:37'57.257	4	19.120	33.581	22.213	32.728	1'47.642	266,0	12:38'01.658	
5	19.212	33.502	22.265	32.528	1'47.507	278,4	12:39'44.764	5	19.140	33.653	22.240	32.882	1'47.915	267,3	12:39'49.573	
6	19.550	33.546	22.194	32.528	1'47.818	280,5	12:41'32.582	6	19.454	34.048	22.650	33.000	1'49.152	270,0	12:41'38.725	
7	19.315	33.352	22.310	32.542	1'47.519	277,6	12:43'20.101	7	19.088	33.678	22.298	32.974	1'48.038	265,4	12:43'26.763	
8	19.375	33.765	22.344	32.539	1'48.023	282,7	12:45'08.124	8	19.220	33.783	22.360	32.803	1'48.166	264,1	12:45'14.929	
9	19.184	33.634	22.191	32.516	1'47.525	275,5	12:46'55.649	9	19.222	33.784	22.334	32.940	1'48.280	263,4	12:47'03.209	
10	19.192	33.513	22.284	32.437	1'47.426	272,7	12:48'43.075	10	19.223	33.770	22.365	33.003	1'48.361	263,4	12:48'51.570	
11	19.145	33.508	22.148	32.758	1'47.559	273,4	12:50'30.634	11	19.838	33.912	22.503	32.964	1'49.217	264,1	12:50'40.787	
12	19.218	33.493	22.285	32.921	1'47.917	273,4	12:52'18.551	12	19.346	33.938	22.607	33.111	1'49.002	263,4	12:52'29.789	
13	19.298	33.604	22.137	32.811	1'47.850	273,4	12:54'06.401	13	19.280	33.936	22.592	33.044	1'48.852	264,1	12:54'18.641	
14	19.230	33.623	22.293	32.563	1'47.709	270,7	12:55'54.110	14	19.307	34.110	22.434	33.132	1'48.983	263,4	12:56'07.624	
15	19.158	33.594	22.347	32.625	1'47.724	270,7	12:57'41.834	15	19.435	34.054	22.610	33.061	1'49.160	262,1	12:57'56.784	
16	19.230	33.650	22.281	32.780	1'47.941	272,7	12:59'29.775	16	19.295	34.106	22.572	33.423	1'49.396	261,5	12:59'46.180	
17	19.280	33.716	22.462	33.003	1'48.461	267,3	13:01'18.236	17	19.482	34.215	22.759	33.349	1'49.805	260,2	13:01'35.985	
18	19.432	33.925	22.539	33.069	1'48.965	266,0	13:03'07.201	18	19.608	34.318	22.714	33.467	1'50.107	260,2	13:03'26.092	
							Race Time 32'28.439									Race Time 32'47.330

19/09/2021 P = Pits In/Out - C = Lap Time Cancelled

These data/results cannot be reproduced, stored and/or transmitted in whole or in part by any manner of electronic, mechanical, photocopying, recording, broadcasting or otherwise now known or herein after developed without the previous express consent by the copyright owner, except for reproduction in daily press and regular printed publications on sale to the public within 60 days of the event related to those data/results and always provided that copyright symbol appears together as follows below.

© DORNA WSBK ORGANIZATION Srl 2021



Hyundai N Catalunya Round, 17-19 September 2021

Chronological Analysis Race 2

Circuit de Barcelona 4.657 m

Start at 12:30'38.762

5 / 6

25° 45 S. KAWASAKI (1'48.280)							
Lap	Seg.1	Seg.2	Seg.3	Seg.4	Lap Time	km/h	Local Time
1		34.266	22.486	33.117	1'54.642	247,7	12:32'33.404
2	19.485	33.434	22.472	32.889	1'48.280	279,1	12:34'21.684
3	19.421	34.010	22.752	32.725	1'48.908	274,1	12:36'10.592
4	19.421	34.030	22.999	32.985	1'49.435	268,7	12:38'00.027
5	19.548	34.018	22.598	33.007	1'49.171	264,7	12:39'49.198
6	19.778	33.954	22.589	33.078	1'49.399	264,1	12:41'38.597
7	19.647	33.644	22.698	32.906	1'48.895	261,5	12:43'27.492
8	19.513	33.925	22.908	32.928	1'49.274	265,4	12:45'16.766
9	19.688	34.062	22.883	33.117	1'49.750	264,1	12:47'06.516
10	19.723	34.251	23.027	33.480	1'50.481	261,5	12:48'56.997
11	19.722	34.305	22.839	33.072	1'49.938	263,4	12:50'46.935
12	19.659	34.320	23.152	33.176	1'50.307	264,7	12:52'37.242
13	19.788	34.345	22.834	33.263	1'50.230	263,4	12:54'27.472
14	19.795	34.456	22.900	33.443	1'50.594	263,4	12:56'18.066
15	19.869	34.434	22.831	33.182	1'50.316	260,9	12:58'08.382
16	19.678	34.314	22.944	33.581	1'50.517	261,5	12:59'58.899
17	19.814	34.577	22.899	33.488	1'50.778	261,5	13:01'49.677
18	19.792	34.561	22.939	33.534	1'50.826	260,2	13:03'40.503
Race Time 33'01.741							

26° 44 B. SAHIN (1'50.516)							
Lap	Seg.1	Seg.2	Seg.3	Seg.4	Lap Time	km/h	Local Time
1		34.950	23.476	33.684	1'57.552	244,3	12:32'36.314
2	19.545	34.918	23.290	33.400	1'51.153	272,7	12:34'27.467
3	19.657	34.457	23.185	33.377	1'50.676	270,7	12:36'18.143
4	19.599	34.308	23.291	33.611	1'50.809	268,0	12:38'08.952
5	19.772	34.619	23.047	33.542	1'50.980	266,7	12:39'59.932
6	19.965	34.380	23.131	33.566	1'51.042	264,1	12:41'50.974
7	19.878	34.158	23.043	33.437	1'50.516	265,4	12:43'41.490
8	19.654	34.450	22.957	33.731	1'50.792	266,7	12:45'32.282
9	19.839	34.512	23.035	33.592	1'50.978	263,4	12:47'23.260
10	20.168	34.666	22.916	33.569	1'51.319	262,1	12:49'14.579
11	19.700	34.454	23.027	33.879	1'51.060	265,4	12:51'05.639
12	19.852	34.458	23.052	33.637	1'50.999	263,4	12:52'56.638
13	19.778	34.250	23.010	33.930	1'50.968	264,7	12:54'47.606
14	19.747	35.344	23.579	34.194	1'52.864	264,7	12:56'40.470
15	20.065	34.885	23.324	33.822	1'52.096	261,5	12:58'32.566
16	20.143	34.885	23.282	34.210	1'52.520	262,1	13:00'25.086
17	20.133	34.602	23.111	33.691	1'51.537	262,1	13:02'16.623
18	19.890	34.488	23.008	33.702	1'51.088	262,1	13:04'07.711
Race Time 33'28.949							

RET 85 L. ARBEL (1'46.998)							
Lap	Seg.1	Seg.2	Seg.3	Seg.4	Lap Time	km/h	Local Time
1		34.079	22.527	32.599	1'53.577	244,3	12:32'32.339
2	19.327	33.257	22.379	32.547	1'47.510	282,0	12:34'19.849
3	20.459	33.651	22.127	32.645	1'48.882	276,2	12:36'08.731
4	19.132	33.530	22.354	32.632	1'47.648	276,2	12:37'56.379
5	19.142	33.265	22.097	32.494	1'46.998	276,2	12:39'43.377
6	19.166	33.594	22.238	32.887	1'47.885	274,1	12:41'31.262
7	19.498	33.466	22.234	32.588	1'47.786	272,0	12:43'19.048
8	19.497	33.591	22.237	32.446	1'47.771	266,0	12:45'06.819
9	19.251	33.383	22.278	32.483	1'47.395	270,0	12:46'54.214
10	19.259	33.414	22.262	32.589	1'47.524	269,3	12:48'41.738
11	19.286	33.585	22.299	32.649	1'47.819	271,4	12:50'29.557
12	19.328	33.486	22.306	32.728	1'47.848	268,0	12:52'17.405
13	19.367	33.514	22.294	32.705	1'47.880	268,0	12:54'05.285
14	19.354	33.432	22.273	32.708	1'47.767	268,7	12:55'53.052
15	19.364	33.526	22.302	32.779	1'47.971	266,7	12:57'41.023
Race Time 27'02.261							

RET 14 L. CAUCHI (1'47.023)							
Lap	Seg.1	Seg.2	Seg.3	Seg.4	Lap Time	km/h	Local Time
1		35.096	22.523	32.646	1'55.013	242,7	12:32'33.775

2	19.232	33.536	22.187	32.439	1'47.394	278,4	12:34'21.169
3	19.132	33.376	22.235	32.747	1'47.490	276,2	12:36'08.659
4	19.051	33.488	22.309	32.767	1'47.615	273,4	12:37'56.274
5	19.025	33.153	22.058	32.787	1'47.023	277,6	12:39'43.297
6	19.182	33.574	22.139	32.755	1'47.650	275,5	12:41'30.947
7	19.219	33.564	22.323	32.904	1'48.010	267,3	12:43'18.957
8	19.414	33.618	22.256	32.883	1'48.171	266,7	12:45'07.128
9	19.214	33.430	22.222	32.530	1'47.396	270,7	12:46'54.524
10	19.106	33.431	22.369	32.546	1'47.452	270,7	12:48'41.976
11	19.289	33.717	22.340	32.776	1'48.122	274,8	12:50'30.098
12	19.220	33.457	22.273	32.757	1'47.707	270,0	12:52'17.805
13	19.216	33.486	22.240	32.719	1'47.661	270,0	12:54'05.466
14	19.429	33.435	22.245	32.741	1'47.850	274,8	12:55'53.316
15	19.307	33.721	22.325	32.680	1'48.033	270,7	12:57'41.349
Race Time 27'02.587							

RET 92 B. VAN EERDE (1'47.526)							
Lap	Seg.1	Seg.2	Seg.3	Seg.4	Lap Time	km/h	Local Time
1		34.568	22.402	32.762	1'54.396	247,7	12:32'33.158
2	19.335	33.597	22.276	32.471	1'47.679	273,4	12:34'20.837
3	19.206	33.407	22.378	32.705	1'47.696	278,4	12:36'08.533
4	19.460	33.629	22.356	32.709	1'48.154	271,4	12:37'56.687
5	19.286	33.479	22.192	32.678	1'47.635	274,8	12:39'44.322
6	19.825	33.464	22.240	32.571	1'48.100	268,7	12:41'32.422
7	19.192	33.409	22.282	32.643	1'47.526	275,5	12:43'19.948
8	19.430	33.541	22.238	32.742	1'47.951	278,4	12:45'07.899
9	19.655	33.765	22.406	32.700	1'48.526	273,4	12:46'56.425
10	19.256	39.213	27.448	51.918	2'17.835P	272,7	12:49'14.260
Race Time 18'35.498							

RET 61 C. ONCU (1'45.486)							
Lap	Seg.1	Seg.2	Seg.3	Seg.4	Lap Time	km/h	Local Time
1		32.797	21.900	31.847	1'49.217	242,2	12:32'27.979
2	18.845	32.977	21.915	31.912	1'45.649	278,4	12:34'13.628
3	18.770	32.819	21.898	31.999	1'45.486	277,6	12:35'59.114
4	18.810	33.021	21.983	32.030	1'45.844	271,4	12:37'44.958
5	19.020	33.007	22.074	32.077	1'46.178	262,1	12:39'31.136
6	19.382	33.220	21.990	32.047	1'46.639	260,2	12:41'17.775
7	19.035	32.838	21.926	32.151	1'45.950		12:43'03.725
8	19.040	56.208	27.828	50.481	2'33.557P	274,1	12:45'37.282
Race Time 14'58.520							

RET 69 E. MONTERO HUERTA (1'48.914)							
Lap	Seg.1	Seg.2	Seg.3	Seg.4	Lap Time	km/h	Local Time
1		35.148	23.107	33.229	1'56.596	247,1	12:32'35.358
2	19.700	33.917	22.536	33.757	1'49.910	269,3	12:34'25.268
3	19.625	33.735	22.551	33.441	1'49.352	267,3	12:36'14.620
4	19.441	33.780	22.496	33.197	1'48.914	265,4	12:38'03.534
5	19.563	33.781	22.513	33.691	1'49.548	267,3	12:39'53.082
6	19.686	33.825	22.619	33.055	1'49.185	262,8	12:41'42.267
7	19.661	33.806	22.697	33.224	1'49.388	262,8	12:43'31.655
8	19.568	33.875	22.886	50.372	2'06.701P	266,0	12:45'38.356
Race Time 14'59.594							

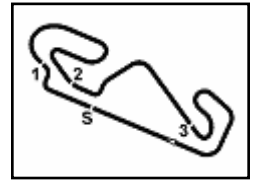
RET 71 C. BERGMAN (1'46.063)							
Lap	Seg.1	Seg.2	Seg.3	Seg.4	Lap Time	km/h	Local Time
1		34.544	22.510	32.545	1'53.625	236,3	12:32'32.387
2	19.413	33.287	22.230	32.585	1'47.515	279,1	12:34'19.902
3	19.246	33.235	22.083	31.993	1'46.557	279,8	12:36'06.459
4	19.029	32.841	21.931	32.262	1'46.063	272,0	12:37'52.522
5	19.145	32.877	22.144	32.236	1'46.402	277,6	12:39'38.924
6	19.037	32.973	22.112	32.208	1'46.330	276,9	12:41'25.254
7	19.226	33.258	22.105	59.292	2'13.881	278,4	12:43'39.135
8	20.114	34.810	27.983	52.152	2'15.059P	260,2	12:45'54.194
Race Time 15'15.432							

19/09/2021 P = Pits In/Out - C = Lap Time Cancelled

These data/results cannot be reproduced, stored and/or transmitted in whole or in part by any manner of electronic, mechanical, photocopying, recording, broadcasting or otherwise now known or herein after developed without the previous express consent by the copyright owner, except for reproduction in daily press and regular printed publications on sale to the public within 60 days of the event related to those data/results and always provided that copyright symbol appears together as follows below.

© DORNA WSBK ORGANIZATION Srl 2021





Hyundai N Catalunya Round, 17-19 September 2021 Chronological Analysis Race 2

Start at 12:30'38.762

RET 42 S. FROSSARD (1'47.381)							
Lap	Seg.1	Seg.2	Seg.3	Seg.4	Lap Time	km/h	Local Time
1		33.717	22.519	32.632	1'53.468	248,3	12:32'32.230
2	19.121	33.436	22.393	33.106	1'48.056	276,9	12:34'20.286
3	19.170	33.571	22.285	32.355	1'47.381	277,6	12:36'07.667
4	19.758	33.857	22.334	32.511	1'48.460	276,9	12:37'56.127
Race Time 7'17.365							

RET 2 L. MONTELLA (2'09.079)							
Lap	Seg.1	Seg.2	Seg.3	Seg.4	Lap Time	km/h	Local Time
1		35.086	23.151	33.016	1'56.163	246,0	12:32'34.925
2	19.438	33.816	22.407	53.418	2'09.079	275,5	12:34'44.004
Race Time 4'05.242							

19/09/2021 P = Pits In/Out - C = Lap Time Cancelled

These data/results cannot be reproduced, stored and/or transmitted in whole or in part by any manner of electronic, mechanical, photocopying, recording, broadcasting or otherwise now known or herein after developed without the previous express consent by the copyright owner, except for reproduction in daily press and regular printed publications on sale to the public within 60 days of the event related to those data/results and always provided that copyright symbol appears together as follows below.

© DORNA WSBK ORGANIZATION Srl 2021

