

## Hyundai N Catalunya Round, 17-19 September 2021

### Results Free Practice 2nd Session

Circuit de Barcelona 4.657 m

1 / 2

No.	Rider	Nat	Team	Bike	Class	Time	Gap	Rel.	Laps	Speed	
										Avg	Max
1	3 R. DE ROSA	ITA	Orelac Racing VerdNatura	Kawasaki ZX-6R		<b>1'45.620</b>			11	158,731	<b>277,6</b>
2	21 R. KRUMMENACHER	SUI	CM Racing	Yamaha YZF R6		<b>1'45.687</b>	0.067	0.067	15	158,631	<b>270,0</b>
3	81 M. GONZALEZ	ESP	Yamaha ParkinGo Team	Yamaha YZF R6		<b>1'45.729</b>	0.109	0.042	21	158,568	<b>282,0</b>
4	4 S. ODENDAAL	RSA	Evan Bros. WorldSSP Yamaha Team	Yamaha YZF R6		<b>1'45.781</b>	0.161	0.052	16	158,490	<b>272,7</b>
5	66 N. TUULI	FIN	MV Agusta Corse Clienti	MV Agusta F3 675		<b>1'45.974</b>	0.354	0.193	16	158,201	<b>269,3</b>
6	52 P. HOBELSBERGER	GER	Bonovo MGM Racing	Yamaha YZF R6		<b>1'46.328</b>	0.708	0.354	13	157,674	<b>269,3</b>
7	5 P. OETTL	GER	Kawasaki Puccetti Racing	Kawasaki ZX-6R		<b>1'46.484</b>	0.864	0.156	17	157,443	<b>269,3</b>
8	30 A. VERDOIA	FRA	GMT94 Yamaha	Yamaha YZF R6		<b>1'46.535</b>	0.915	0.051	18	157,368	<b>271,4</b>
9	71 C. BERGMAN	SWE	Wojcik Racing Team	Yamaha YZF R6		<b>1'46.599</b>	0.979	0.064	18	157,274	<b>272,7</b>
10	56 P. SEBESTYEN	HUN	Evan Bros. WorldSSP Yamaha Team	Yamaha YZF R6		<b>1'46.712</b>	1.092	0.113	18	157,107	<b>269,3</b>
11	94 F. CARICASULO	ITA	Biblion Iberica Yamaha Motoxtracing	Yamaha YZF R6		<b>1'46.753</b>	1.133	0.041	13	157,047	<b>266,7</b>
12	38 H. SOOMER	EST	Kallio Racing	Yamaha YZF R6		<b>1'46.774</b>	1.154	0.021	17	157,016	<b>272,0</b>
13	28 G. VAN STRAALLEN	NED	EAB Racing Team	Yamaha YZF R6		<b>1'46.848</b>	1.228	0.074	20	156,907	<b>272,0</b>
14	40 U. ORRADRE	ESP	Yamaha MS Racing	Yamaha YZF R6		<b>1'46.897</b>	1.277	0.049	19	156,835	<b>270,7</b>
15	84 M. FABRIZIO	ITA	G.A.P. MOTOZOO Racing by Puccetti	Kawasaki ZX-6R		<b>1'46.920</b>	1.300	0.023	18	156,801	<b>266,7</b>
16	61 C. ONCU	TUR	Kawasaki Puccetti Racing	Kawasaki ZX-6R		<b>1'46.973</b>	1.353	0.053	16	156,724	<b>273,4</b>
17	24 L. TACCINI	ITA	Orelac Racing VerdNatura	Kawasaki ZX-6R		<b>1'47.054</b>	1.434	0.081	15	156,605	<b>271,4</b>
18	96 D. SANCHIS MARTINEZ	ESP	WRP Wepol Racing	Yamaha YZF R6		<b>1'47.116</b>	1.496	0.062	17	156,514	<b>268,0</b>
19	34 K. MANFREDI	ITA	Alto Racing Team	Yamaha YZF R6		<b>1'47.287</b>	1.667	0.171	14	156,265	<b>272,0</b>
20	88 M. PATACCA	ITA	Biblion Iberica Yamaha Motoxtracing	Yamaha YZF R6		<b>1'47.377</b>	1.757	0.090	21	156,134	<b>271,4</b>
21	31 D. VALLE	ESP	Yamaha MS Racing	Yamaha YZF R6		<b>1'47.413</b>	1.793	0.036	17	156,082	<b>274,8</b>
22	25 M. BRENNER	SUI	VFT Racing	Yamaha YZF R6		<b>1'47.508</b>	1.888	0.095	17	155,944	<b>271,4</b>
23	9 S. JESPERSEN	DEN	Ten Kate Racing Yamaha	Yamaha YZF R6		<b>1'47.539</b>	1.919	0.031	18	155,899	<b>270,7</b>
24	22 F. FULIGNI	ITA	VFT Racing	Yamaha YZF R6		<b>1'47.597</b>	1.977	0.058	16	155,815	<b>263,4</b>
25	70 M. ALCOBA	ESP	Yamaha MS Racing	Yamaha YZF R6		<b>1'47.663</b>	2.043	0.066	15	155,719	<b>271,4</b>
26	95 V. TAKALA	FIN	Kallio Racing	Yamaha YZF R6		<b>1'47.664</b>	2.044	0.001	19	155,718	<b>272,7</b>
27	42 S. FROSSARD	SUI	Moto Team Jura Vitesse	Yamaha YZF R6		<b>1'47.741</b>	2.121	0.077	20	155,607	<b>272,7</b>
28	14 L. CAUCHI	FRA	GMT94 Yamaha	Yamaha YZF R6		<b>1'47.927</b>	2.307	0.186	18	155,338	<b>267,3</b>
29	55 G. HENDRA PRATAMA	INA	Ten Kate Racing Yamaha	Yamaha YZF R6		<b>1'48.000</b>	2.380	0.073	16	155,233	<b>271,4</b>
30	2 L. MONTELLA	ITA	Chiodo Moto Racing	Yamaha YZF R6		<b>1'48.029</b>	2.409	0.029	11	155,192	<b>268,0</b>
31	85 L. ARBEL	FRA	Andotrans Team Torrento	Yamaha YZF R6		<b>1'48.339</b>	2.719	0.310	18	154,748	<b>267,3</b>
32	69 E. MONTERO HUERTA	ESP	DK Motorsport	Yamaha YZF R6		<b>1'49.041</b>	3.421	0.702	18	153,751	<b>268,7</b>
33	45 S. KAWASAKI	JPN	G.A.P. MOTOZOO Racing by Puccetti	Kawasaki ZX-6R		<b>1'49.451</b>	3.831	0.410	20	153,175	<b>271,4</b>
34	50 O. VOSTATEK	CZE	IXS-YART Yamaha	Yamaha YZF R6		<b>1'49.733</b>	4.113	0.282	15	152,782	<b>268,0</b>
35	92 B. VAN EERDE	AUS	IXS-YART Yamaha	Yamaha YZF R6		<b>1'50.252</b>	4.632	0.519	15	152,063	<b>260,2</b>
36	44 B. SAHIN	SUI	Alto Racing Team	Yamaha YZF R6		<b>1'50.447</b>	4.827	0.195	9	151,794	<b>263,4</b>

Qualifying Lap Time (107% of 1'45.620): 1'53.014

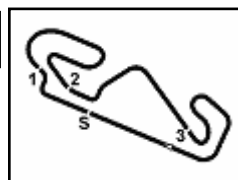
\* WorldSSP Challenge

AIR	Humidity:	40%	Temp:	29°C
TRACK	Condition:	Dry	Temp:	45°C

17/09/2021 Start 16:00 End 16:47 The results are provisional until the end of the time limit for protests and appeals and the completion of the technical checks.

These data/results cannot be reproduced, stored and/or transmitted in whole or in part by any manner of electronic, mechanical, photocopying, recording, broadcasting or otherwise now known or herein after developed without the previous express consent by the copyright owner, except for reproduction in daily press and regular printed publications on sale to the public within 60 days of the event related to those data/results and always provided that copyright symbol appears together as follows below.

© DORNA WSBK ORGANIZATION Srl 2021



## Hyundai N Catalunya Round, 17-19 September 2021

### Results Free Practice 2nd Session

Circuit de Barcelona 4.657 m

2 / 2

#### Session Highlights

Local Time	No. Rider	Description
16.00.00		Start
16.02.04		WorldSSP Pit Intervention Time: 1min 21secs
16.03.46	21 R. KRUMMENACHER	On the Gravel - Re-Joined - Turn 10
16.05.24	4 S. ODENDAAL	Lap Cancelled (1'47.746) - Exceeded Track Limits - Turn 13
16.05.28	44 B. SAHIN	Crashed - Turn 14
16.05.44	94 F. CARICASULO	On the Gravel - Re-Joined - Turn 5
16.06.40	3 R. DE ROSA	Crashed - Turn 10
16.07.56	9 S. JESPERSEN	Lap Cancelled (1'49.371) - Exceeded Track Limits - Turn 14
16.11.45	52 P. HOBELSBERGER	On Asphalt - Re-Joined - Turn 10
16.13.42	14 L. CAUCHI	On the Gravel - Re-Joined - Turn 1
16.14.22	61 C. ONCU	Crashed - Turn 10
16.14.42	61 C. ONCU	Re-joined
16.30.28	88 M. PATACCA	On the Gravel - Re-Joined - Turn 4
16.31.11	94 F. CARICASULO	On Asphalt - Re-Joined - Turn 10
16.31.31	2 L. MONTELLA	Crashed - Turn 14
16.32.02	81 M. GONZALEZ	Lap Cancelled (1'46.965) - Exceeded Track Limits - Turn 7
16.36.22	21 R. KRUMMENACHER	Crashed - Turn 10
16.36.53	21 R. KRUMMENACHER	Re-joined
16.39.36	52 P. HOBELSBERGER	On the Gravel - Re-Joined - Turn 1
16.46.33	30 A. VERDOIA	Crashed - Turn 10
16.46.33	14 L. CAUCHI	Crashed - Turn 10
16.47.09		End Of Session

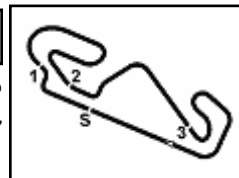
#### Fastest Laps Sequence

No.	Rider	Nat	Team	Bike	Local Time	Time	Gap	Avg
81	M. GONZALEZ	ESP	Yamaha ParkinGo Team	Yamaha YZF R6	16:03'41.277	<b>1'47.561</b>		155,867
3	R. DE ROSA	ITA	Orelac Racing VerdNatura	Kawasaki ZX-6R	16:05'14.042	<b>1'47.418</b>	-0.143	156,074
81	M. GONZALEZ	ESP	Yamaha ParkinGo Team	Yamaha YZF R6	16:05'28.234	<b>1'46.957</b>	-0.461	156,747
52	P. HOBELSBERGER	GER	Bonovo MGM Racing	Yamaha YZF R6	16:06'31.336	<b>1'46.946</b>	-0.011	156,763
81	M. GONZALEZ	ESP	Yamaha ParkinGo Team	Yamaha YZF R6	16:07'14.841	<b>1'46.607</b>	-0.339	157,262
21	R. KRUMMENACHER	SUI	CM Racing	Yamaha YZF R6	16:07'44.552	<b>1'46.109</b>	-0.498	158,000
21	R. KRUMMENACHER	SUI	CM Racing	Yamaha YZF R6	16:13'16.352	<b>1'46.099</b>	-0.010	158,015
81	M. GONZALEZ	ESP	Yamaha ParkinGo Team	Yamaha YZF R6	16:24'47.035	<b>1'45.732</b>	-0.367	158,563
81	M. GONZALEZ	ESP	Yamaha ParkinGo Team	Yamaha YZF R6	16:28'18.515	<b>1'45.729</b>	-0.003	158,568
3	R. DE ROSA	ITA	Orelac Racing VerdNatura	Kawasaki ZX-6R	16:43'10.003	<b>1'45.620</b>	-0.109	158,731

Start 16:00 End 16:47 The results are provisional until the end of the time limit for protests and appeals and the completion of the technical checks.

These data/results cannot be reproduced, stored and/or transmitted in whole or in part by any manner of electronic, mechanical, photocopying, recording, broadcasting or otherwise now known or herein after developed without the previous express consent by the copyright owner, except for reproduction in daily press and regular printed publications on sale to the public within 60 days of the event related to those data/results and always provided that copyright symbol appears together as follows below.

© DORNA WSBK ORGANIZATION Srl 2021



## Hyundai N Catalunya Round, 17-19 September 2021

### Free Practices Combined Results after FP2

Circuit de Barcelona 4.657 m

No.	Rider	Nat	Team	Bike	Class	FP1	FP2	Time	Gap	Rel.	Avg	LL
1	<b>3 R. DE ROSA</b>	ITA	Orelac Racing VerdNatura	Kawasaki ZX-6R		1'45.950	<b>1'45.620</b>	<b>1'45.620</b>			158,731	28
2	<b>21 R. KRUMMENACHER</b>	SUI	CM Racing	Yamaha YZF R6		1'45.945	<b>1'45.687</b>	<b>1'45.687</b>	0.067	0.067	158,631	31
3	<b>81 M. GONZALEZ</b>	ESP	Yamaha ParkinGo Team	Yamaha YZF R6		1'45.995	<b>1'45.729</b>	<b>1'45.729</b>	0.109	0.042	158,568	41
4	<b>4 S. ODENDAAL</b>	RSA	Evan Bros. WorldSSP Yamaha Team	Yamaha YZF R6		1'46.363	<b>1'45.781</b>	<b>1'45.781</b>	0.161	0.052	158,490	31
5	<b>5 P. OETTL</b>	GER	Kawasaki Puccetti Racing	Kawasaki ZX-6R		<b>1'45.898</b>	1'46.484	<b>1'45.898</b>	0.278	0.117	158,315	35
6	<b>66 N. TUULI</b>	FIN	MV Agusta Corse Clienti	MV Agusta F3 675		1'46.418	<b>1'45.974</b>	<b>1'45.974</b>	0.354	0.076	158,201	35
7	<b>61 C. ONCU</b>	TUR	Kawasaki Puccetti Racing	Kawasaki ZX-6R		<b>1'46.062</b>	1'46.973	<b>1'46.062</b>	0.442	0.088	158,070	34
8	<b>52 P. HOBELBERGER</b>	GER	Bonovo MGM Racing	Yamaha YZF R6		1'47.434	<b>1'46.328</b>	<b>1'46.328</b>	0.708	0.266	157,674	28
9	<b>30 A. VERDOIA</b>	FRA	GMT94 Yamaha	Yamaha YZF R6		<b>1'46.430</b>	1'46.535	<b>1'46.430</b>	0.810	0.102	157,523	39
10	<b>94 F. CARICASULO</b>	ITA	Biblion Iberica Yamaha Motoxrcing	Yamaha YZF R6	*	<b>1'46.568</b>	1'46.753	<b>1'46.568</b>	0.948	0.138	157,319	29
11	<b>71 C. BERGMAN</b>	SWE	Wojcik Racing Team	Yamaha YZF R6		1'46.606	<b>1'46.599</b>	<b>1'46.599</b>	0.979	0.031	157,274	37
12	<b>56 P. SEBESTYEN</b>	HUN	Evan Bros. WorldSSP Yamaha Team	Yamaha YZF R6		1'47.096	<b>1'46.712</b>	<b>1'46.712</b>	1.092	0.113	157,107	36
13	<b>38 H. SOOMER</b>	EST	Kallio Racing	Yamaha YZF R6		1'47.099	<b>1'46.774</b>	<b>1'46.774</b>	1.154	0.062	157,016	36
14	<b>34 K. MANFREDI</b>	ITA	Altogo Racing Team	Yamaha YZF R6	*	<b>1'46.820</b>	1'47.287	<b>1'46.820</b>	1.200	0.046	156,948	30
15	<b>25 M. BRENNER</b>	SUI	VFT Racing	Yamaha YZF R6		<b>1'46.828</b>	1'47.508	<b>1'46.828</b>	1.208	0.008	156,936	37
16	<b>28 G. VAN STRAALEN</b>	NED	EAB Racing Team	Yamaha YZF R6		1'48.080	<b>1'46.848</b>	<b>1'46.848</b>	1.228	0.020	156,907	40
17	<b>40 U. ORRADRE</b>	ESP	Yamaha MS Racing	Yamaha YZF R6		1'47.019	<b>1'46.897</b>	<b>1'46.897</b>	1.277	0.049	156,835	35
18	<b>84 M. FABRIZIO</b>	ITA	G.A.P. MOTOZOO Racing by Puccetti	Kawasaki ZX-6R		1'47.148	<b>1'46.920</b>	<b>1'46.920</b>	1.300	0.023	156,801	36
19	<b>24 L. TACCINI</b>	ITA	Orelac Racing VerdNatura	Kawasaki ZX-6R	*	1'47.494	<b>1'47.054</b>	<b>1'47.054</b>	1.434	0.134	156,605	34
20	<b>96 D. SANCHIS MARTINEZ</b>	ESP	WRP Wepol Racing	Yamaha YZF R6		1'48.747	<b>1'47.116</b>	<b>1'47.116</b>	1.496	0.062	156,514	30
21	<b>70 M. ALCOBA</b>	ESP	Yamaha MS Racing	Yamaha YZF R6		<b>1'47.263</b>	1'47.663	<b>1'47.263</b>	1.643	0.147	156,300	27
22	<b>22 F. FULIGNI</b>	ITA	VFT Racing	Yamaha YZF R6		<b>1'47.344</b>	1'47.597	<b>1'47.344</b>	1.724	0.081	156,182	34
23	<b>88 M. PATACCA</b>	ITA	Biblion Iberica Yamaha Motoxrcing	Yamaha YZF R6		1'47.632	<b>1'47.377</b>	<b>1'47.377</b>	1.757	0.033	156,134	40
24	<b>31 D. VALLE</b>	ESP	Yamaha MS Racing	Yamaha YZF R6		1'47.891	<b>1'47.413</b>	<b>1'47.413</b>	1.793	0.036	156,082	34
25	<b>95 V. TAKALA</b>	FIN	Kallio Racing	Yamaha YZF R6		<b>1'47.501</b>	1'47.664	<b>1'47.501</b>	1.881	0.088	155,954	38
26	<b>9 S. JESPERSEN</b>	DEN	Ten Kate Racing Yamaha	Yamaha YZF R6		1'47.989	<b>1'47.539</b>	<b>1'47.539</b>	1.919	0.038	155,899	36
27	<b>85 L. ARBEL</b>	FRA	Andotrans Team Torrento	Yamaha YZF R6		<b>1'47.572</b>	1'48.339	<b>1'47.572</b>	1.952	0.033	155,851	36
28	<b>2 L. MONTELLA</b>	ITA	Chiodo Moto Racing	Yamaha YZF R6	*	<b>1'47.636</b>	1'48.029	<b>1'47.636</b>	2.016	0.064	155,758	29
29	<b>42 S. FROSSARD</b>	SUI	Moto Team Jura Vitesse	Yamaha YZF R6	*	1'48.890	<b>1'47.741</b>	<b>1'47.741</b>	2.121	0.105	155,607	32
30	<b>14 L. CAUCHI</b>	FRA	GMT94 Yamaha	Yamaha YZF R6		<b>1'47.832</b>	1'47.927	<b>1'47.832</b>	2.212	0.091	155,475	40
31	<b>55 G. HENDRA PRATAMA</b>	INA	Ten Kate Racing Yamaha	Yamaha YZF R6		1'48.941	<b>1'48.000</b>	<b>1'48.000</b>	2.380	0.168	155,233	33
32	<b>50 O. VOSTATEK</b>	CZE	IXS-YART Yamaha	Yamaha YZF R6		<b>1'48.581</b>	1'49.733	<b>1'48.581</b>	2.961	0.581	154,403	25
33	<b>45 S. KAWASAKI</b>	JPN	G.A.P. MOTOZOO Racing by Puccetti	Kawasaki ZX-6R	*	<b>1'48.966</b>	1'49.451	<b>1'48.966</b>	3.346	0.385	153,857	39
34	<b>69 E. MONTERO HUERTA</b>	ESP	DK Motorsport	Yamaha YZF R6	*	1'50.850	<b>1'49.041</b>	<b>1'49.041</b>	3.421	0.075	153,751	32
35	<b>92 B. VAN EERDE</b>	AUS	IXS-YART Yamaha	Yamaha YZF R6		<b>1'50.184</b>	1'50.252	<b>1'50.184</b>	4.564	1.143	152,156	30
36	<b>44 B. SAHIN</b>	SUI	Altogo Racing Team	Yamaha YZF R6		<b>1'50.320</b>	1'50.447	<b>1'50.320</b>	4.700	0.136	151,969	20

\* WorldSSP Challenge

17/09/2021

These data/results cannot be reproduced, stored and/or transmitted in whole or in part by any manner of electronic, mechanical, photocopying, recording, broadcasting or otherwise now known or herein after developed without the previous express consent by the copyright owner, except for reproduction in daily press and regular printed publications on sale to the public within 60 days of the event related to those data/results and always provided that copyright symbol appears together as follows below.

© DORNA WSBK ORGANIZATION Srl 2021

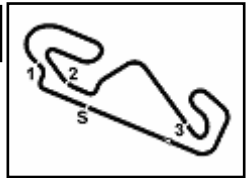
FICR PERUGIA TIMING



Official Tyre Supplier



Official Timekeeper



## Hyundai N Catalunya Round, 17-19 September 2021

### Best Sectors & Speed Free Practice 2nd Session

Circuit de Barcelona 4.657 m

BEST LAP			
1	3 R. DE ROSA	Kawasaki ZX-6R	1'45.620
2	21 R. KRUMMENACHER	Yamaha YZF R6	1'45.687
3	81 M. GONZALEZ	Yamaha YZF R6	1'45.729
4	4 S. ODENDAAL	Yamaha YZF R6	1'45.781
5	66 N. TUULI	MV Agusta F3 675	1'45.974
6	52 P. HOBELSBERGER	Yamaha YZF R6	1'46.328
7	5 P. OETTL	Kawasaki ZX-6R	1'46.484
8	30 A. VERDOIA	Yamaha YZF R6	1'46.535
9	71 C. BERGMAN	Yamaha YZF R6	1'46.599
10	56 P. SEBESTYEN	Yamaha YZF R6	1'46.712
11	94 F. CARICASULO	Yamaha YZF R6	1'46.753
12	38 H. SOOMER	Yamaha YZF R6	1'46.774
13	28 G. VAN STRAALEN	Yamaha YZF R6	1'46.848
14	40 U. ORRADRE	Yamaha YZF R6	1'46.897
15	84 M. FABRIZIO	Kawasaki ZX-6R	1'46.920
16	61 C. ONCU	Kawasaki ZX-6R	1'46.973
17	24 L. TACCINI	Kawasaki ZX-6R	1'47.054
18	96 D. SANCHIS MARTINEZ	Yamaha YZF R6	1'47.116
19	34 K. MANFREDI	Yamaha YZF R6	1'47.287
20	88 M. PATACCA	Yamaha YZF R6	1'47.377
21	31 D. VALLE	Yamaha YZF R6	1'47.413
22	25 M. BRENNER	Yamaha YZF R6	1'47.508
23	9 S. JESPERSEN	Yamaha YZF R6	1'47.539
24	22 F. FULIGNI	Yamaha YZF R6	1'47.597
25	70 M. ALCOBA	Yamaha YZF R6	1'47.663
26	95 V. TAKALA	Yamaha YZF R6	1'47.664
27	42 S. FROSSARD	Yamaha YZF R6	1'47.741
28	14 L. CAUCHI	Yamaha YZF R6	1'47.927
29	55 G. HENDRA PRATAMA	Yamaha YZF R6	1'48.000
30	2 L. MONTELLA	Yamaha YZF R6	1'48.029
31	85 L. ARBEL	Yamaha YZF R6	1'48.339
32	69 E. MONTERO HUERTA	Yamaha YZF R6	1'49.041
33	45 S. KAWASAKI	Kawasaki ZX-6R	1'49.451
34	50 O. VOSTATEK	Yamaha YZF R6	1'49.733
35	92 B. VAN EERDE	Yamaha YZF R6	1'50.252
36	44 B. SAHIN	Yamaha YZF R6	1'50.447

SPEED			
1	81 M. GONZALEZ	Yamaha YZF R6	282,0
2	3 R. DE ROSA	Kawasaki ZX-6R	277,6
3	31 D. VALLE	Yamaha YZF R6	274,8
4	61 C. ONCU	Kawasaki ZX-6R	273,4
5	71 C. BERGMAN	Yamaha YZF R6	272,7
6	4 S. ODENDAAL	Yamaha YZF R6	272,7
7	42 S. FROSSARD	Yamaha YZF R6	272,7
8	95 V. TAKALA	Yamaha YZF R6	272,7
9	38 H. SOOMER	Yamaha YZF R6	272,0
10	28 G. VAN STRAALEN	Yamaha YZF R6	272,0
11	34 K. MANFREDI	Yamaha YZF R6	272,0
12	45 S. KAWASAKI	Kawasaki ZX-6R	271,4
13	30 A. VERDOIA	Yamaha YZF R6	271,4
14	24 L. TACCINI	Kawasaki ZX-6R	271,4
15	70 M. ALCOBA	Yamaha YZF R6	271,4
16	55 G. HENDRA PRATAMA	Yamaha YZF R6	271,4
17	25 M. BRENNER	Yamaha YZF R6	271,4
18	88 M. PATACCA	Yamaha YZF R6	271,4
19	40 U. ORRADRE	Yamaha YZF R6	270,7
20	9 S. JESPERSEN	Yamaha YZF R6	270,7
21	21 R. KRUMMENACHER	Yamaha YZF R6	270,0
22	5 P. OETTL	Kawasaki ZX-6R	269,3
23	52 P. HOBELSBERGER	Yamaha YZF R6	269,3
24	56 P. SEBESTYEN	Yamaha YZF R6	269,3
25	66 N. TUULI	MV Agusta F3 675	269,3
26	69 E. MONTERO HUERTA	Yamaha YZF R6	268,7
27	2 L. MONTELLA	Yamaha YZF R6	268,0
28	96 D. SANCHIS MARTINEZ	Yamaha YZF R6	268,0
29	50 O. VOSTATEK	Yamaha YZF R6	268,0
30	85 L. ARBEL	Yamaha YZF R6	267,3
31	14 L. CAUCHI	Yamaha YZF R6	267,3
32	94 F. CARICASULO	Yamaha YZF R6	266,7
33	84 M. FABRIZIO	Kawasaki ZX-6R	266,7
34	44 B. SAHIN	Yamaha YZF R6	263,4
35	22 F. FULIGNI	Yamaha YZF R6	263,4
36	92 B. VAN EERDE	Yamaha YZF R6	260,2

SEG. 1		
1	3 R. DE ROSA	18.778
2	30 A. VERDOIA	18.825
3	81 M. GONZALEZ	18.835
4	21 R. KRUMMENACHER	18.895
5	4 S. ODENDAAL	18.904
6	66 N. TUULI	18.943
7	38 H. SOOMER	18.977
8	40 U. ORRADRE	18.981
9	94 F. CARICASULO	18.996
10	25 M. BRENNER	19.017
11	52 P. HOBELSBERGER	19.028
12	24 L. TACCINI	19.028
13	95 V. TAKALA	19.036
14	5 P. OETTL	19.060
15	28 G. VAN STRAALEN	19.065
16	84 M. FABRIZIO	19.082
17	71 C. BERGMAN	19.088
18	31 D. VALLE	19.093
19	96 D. SANCHIS MARTINEZ	19.096
20	56 P. SEBESTYEN	19.109
21	14 L. CAUCHI	19.144
22	9 S. JESPERSEN	19.150
23	34 K. MANFREDI	19.151
24	61 C. ONCU	19.158
25	70 M. ALCOBA	19.162
26	55 G. HENDRA PRATAMA	19.193
27	88 M. PATACCA	19.202
28	42 S. FROSSARD	19.221
29	2 L. MONTELLA	19.258
30	22 F. FULIGNI	19.262
31	45 S. KAWASAKI	19.383
32	85 L. ARBEL	19.458
33	50 O. VOSTATEK	19.508
34	69 E. MONTERO HUERTA	19.535
35	44 B. SAHIN	19.741
36	92 B. VAN EERDE	19.880

SEG. 2		
1	21 R. KRUMMENACHER	32.677
2	81 M. GONZALEZ	32.716
3	52 P. HOBELSBERGER	32.764
4	4 S. ODENDAAL	32.789
5	3 R. DE ROSA	32.841
6	66 N. TUULI	32.857
7	28 G. VAN STRAALEN	32.997
8	94 F. CARICASULO	33.037
9	30 A. VERDOIA	33.049
10	5 P. OETTL	33.052
11	61 C. ONCU	33.059
12	96 D. SANCHIS MARTINEZ	33.087
13	71 C. BERGMAN	33.091
14	38 H. SOOMER	33.122
15	34 K. MANFREDI	33.169
16	24 L. TACCINI	33.172
17	56 P. SEBESTYEN	33.178
18	31 D. VALLE	33.199
19	88 M. PATACCA	33.201
20	84 M. FABRIZIO	33.225
21	25 M. BRENNER	33.253
22	95 V. TAKALA	33.284
23	40 U. ORRADRE	33.285
24	42 S. FROSSARD	33.312
25	22 F. FULIGNI	33.347
26	9 S. JESPERSEN	33.363
27	70 M. ALCOBA	33.448
28	14 L. CAUCHI	33.478
29	85 L. ARBEL	33.497
30	2 L. MONTELLA	33.517
31	55 G. HENDRA PRATAMA	33.587
32	69 E. MONTERO HUERTA	33.838
33	45 S. KAWASAKI	33.912
34	92 B. VAN EERDE	34.093
35	44 B. SAHIN	34.126
36	50 O. VOSTATEK	34.208

SEG. 3		
1	21 R. KRUMMENACHER	21.861
2	81 M. GONZALEZ	21.869
3	52 P. HOBELSBERGER	21.928
4	4 S. ODENDAAL	21.938
5	66 N. TUULI	21.944
6	3 R. DE ROSA	21.951
7	5 P. OETTL	21.972
8	71 C. BERGMAN	22.008
9	30 A. VERDOIA	22.038
10	56 P. SEBESTYEN	22.043
11	28 G. VAN STRAALEN	22.072
12	38 H. SOOMER	22.091
13	94 F. CARICASULO	22.093
14	96 D. SANCHIS MARTINEZ	22.139
15	40 U. ORRADRE	22.145
16	24 L. TACCINI	22.159
17	9 S. JESPERSEN	22.171
18	61 C. ONCU	22.176
19	88 M. PATACCA	22.187
20	34 K. MANFREDI	22.190
21	70 M. ALCOBA	22.233
22	25 M. BRENNER	22.234
23	84 M. FABRIZIO	22.244
24	31 D. VALLE	22.258
25	2 L. MONTELLA	22.283
26	22 F. FULIGNI	22.291
27	95 V. TAKALA	22.294
28	14 L. CAUCHI	22.297
29	55 G. HENDRA PRATAMA	22.299
30	42 S. FROSSARD	22.375
31	85 L. ARBEL	22.417
32	50 O. VOSTATEK	22.567
33	69 E. MONTERO HUERTA	22.576
34	45 S. KAWASAKI	22.656
35	92 B. VAN EERDE	22.669
36	44 B. SAHIN	22.983

SEG. 4		
1	3 R. DE ROSA	31.866
2	66 N. TUULI	31.959
3	81 M. GONZALEZ	31.970
4	21 R. KRUMMENACHER	32.000
5	4 S. ODENDAAL	32.022
6	52 P. HOBELSBERGER	32.232
7	5 P. OETTL	32.265
8	84 M. FABRIZIO	32.292
9	71 C. BERGMAN	32.308
10	30 A. VERDOIA	32.350
11	56 P. SEBESTYEN	32.363
12	25 M. BRENNER	32.385
13	40 U. ORRADRE	32.400
14	24 L. TACCINI	32.416
15	28 G. VAN STRAALEN	32.421
16	2 L. MONTELLA	32.430
17	94 F. CARICASULO	32.443
18	38 H. SOOMER	32.446
19	31 D. VALLE	32.456
20	61 C. ONCU	32.476
21	34 K. MANFREDI	32.477
22	96 D. SANCHIS MARTINEZ	32.498
23	22 F. FULIGNI	32.516
24	88 M. PATACCA	32.528
25	70 M. ALCOBA	32.548
26	9 S. JESPERSEN	32.640
27	14 L. CAUCHI	32.689
28	42 S. FROSSARD	32.715
29	95 V. TAKALA	32.735
30	85 L. ARBEL	32.739
31	55 G. HENDRA PRATAMA	32.771
32	45 S. KAWASAKI	32.824
33	69 E. MONTERO HUERTA	33.068
34	50 O. VOSTATEK	33.285
35	92 B. VAN EERDE	33.378
36	44 B. SAHIN	33.534

17/09/2021

These data/results cannot be reproduced, stored and/or transmitted in whole or in part by any manner of electronic, mechanical, photocopying, recording, broadcasting or otherwise now known or herein after developed without the previous express consent by the copyright owner, except for reproduction in daily press and regular printed publications on sale to the public within 60 days of the event related to those data/results and always provided that copyright symbol appears together as follows below.

© DORNA WSBK ORGANIZATION Srl 2021

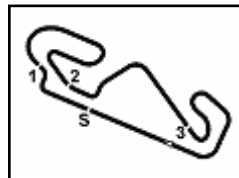
FICR PERUGIA TIMING



Official Tyre Supplier



Official Timekeeper



## Hyundai N Catalunya Round, 17-19 September 2021

### Ideal Times Free Practice 2nd Session

Circuit de Barcelona 4.657 m  
1 / 2

No.	Rider	Nat	Bike	Seg. 1 Diff. 1	Seg. 2 Diff. 2	Seg. 3 Diff. 3	Seg. 4 Diff. 4	Ideal Time Best Lap	Pos.	Diff.
1	81 M. GONZALEZ	ESP	Yamaha YZF R6	18.835 +0.148	32.716 +0.060	21.869 +0.030	31.970 +0.101	<b>1'45.390</b> 1'45.729	3	0.339
2	21 R. KRUMMENACHER	SUI	Yamaha YZF R6	18.895	<b>32.677</b> +0.122	<b>21.861</b> +0.132	32.000	<b>1'45.433</b> 1'45.687	2	0.254
3	3 R. DE ROSA	ITA	Kawasaki ZX-6R	<b>18.778</b> +0.184	32.841	21.951	<b>31.866</b>	<b>1'45.436</b> 1'45.620	1	0.184
4	4 S. ODENDAAL	RSA	Yamaha YZF R6	18.904 +0.052	32.789 +0.076	21.938	32.022	<b>1'45.653</b> 1'45.781	4	0.128
5	66 N. TUULI	FIN	MV Agusta F3 675	18.943 +0.066	32.857	21.944 +0.078	31.959 +0.127	<b>1'45.703</b> 1'45.974	5	0.271
6	52 P. HOBELSBERGER	GER	Yamaha YZF R6	19.028 +0.273	32.764	21.928 +0.103	32.232	<b>1'45.952</b> 1'46.328	6	0.376
7	30 A. VERDOIA	FRA	Yamaha YZF R6	18.825	33.049 +0.158	22.038 +0.023	32.350 +0.092	<b>1'46.262</b> 1'46.535	8	0.273
8	5 P. OETTL	GER	Kawasaki ZX-6R	19.060 +0.103	33.052	21.972	32.265 +0.032	<b>1'46.349</b> 1'46.484	7	0.135
9	71 C. BERGMAN	SWE	Yamaha YZF R6	19.088 +0.096	33.091 +0.008	22.008	32.308	<b>1'46.495</b> 1'46.599	9	0.104
10	28 G. VAN STRAALEN	NED	Yamaha YZF R6	19.065	32.997 +0.087	22.072 +0.161	32.421 +0.045	<b>1'46.555</b> 1'46.848	13	0.293
11	94 F. CARICASULO	ITA	Yamaha YZF R6	18.996 +0.065	33.037	22.093	32.443 +0.119	<b>1'46.569</b> 1'46.753	11	0.184
12	38 H. SOOMER	EST	Yamaha YZF R6	18.977	33.122 +0.074	22.091 +0.020	32.446 +0.044	<b>1'46.636</b> 1'46.774	12	0.138
13	56 P. SEBESTYEN	HUN	Yamaha YZF R6	19.109	33.178	22.043 +0.019	32.363	<b>1'46.693</b> 1'46.712	10	0.019
14	24 L. TACCINI	ITA	Kawasaki ZX-6R	19.028 +0.146	33.172	22.159 +0.133	32.416	<b>1'46.775</b> 1'47.054	17	0.279
15	40 U. ORRADRE	ESP	Yamaha YZF R6	18.981	33.285 +0.044	22.145 +0.042	32.400	<b>1'46.811</b> 1'46.897	14	0.086
16	96 D. SANCHIS MARTINE	ESP	Yamaha YZF R6	19.096 +0.189	33.087 +0.050	22.139 +0.026	32.498 +0.031	<b>1'46.820</b> 1'47.116	18	0.296
17	84 M. FABRIZIO	ITA	Kawasaki ZX-6R	19.082 +0.077	33.225	22.244	32.292	<b>1'46.843</b> 1'46.920	15	0.077
18	61 C. ONCU	TUR	Kawasaki ZX-6R	19.158	33.059	22.176 +0.104	32.476	<b>1'46.869</b> 1'46.973	16	0.104
19	25 M. BRENNER	SUI	Yamaha YZF R6	19.017 +0.311	33.253 +0.164	22.234 +0.144	32.385	<b>1'46.889</b> 1'47.508	22	0.619
20	34 K. MANFREDI	ITA	Yamaha YZF R6	19.151 +0.079	33.169 +0.195	22.190	32.477 +0.026	<b>1'46.987</b> 1'47.287	19	0.300
21	31 D. VALLE	ESP	Yamaha YZF R6	19.093 +0.325	33.199	22.258 +0.006	32.456 +0.076	<b>1'47.006</b> 1'47.413	21	0.407
22	88 M. PATACCA	ITA	Yamaha YZF R6	19.202 +0.175	33.201 +0.052	22.187 +0.032	32.528	<b>1'47.118</b> 1'47.377	20	0.259
23	9 S. JESPERSEN	DEN	Yamaha YZF R6	19.150 +0.056	33.363 +0.159	22.171	32.640	<b>1'47.324</b> 1'47.539	23	0.215
24	95 V. TAKALA	FIN	Yamaha YZF R6	19.036 +0.160	33.284	22.294 +0.063	32.735 +0.092	<b>1'47.349</b> 1'47.664	26	0.315
25	70 M. ALCOBA	ESP	Yamaha YZF R6	19.162 +0.159	33.448	22.233 +0.113	32.548	<b>1'47.391</b> 1'47.663	25	0.272
26	22 F. FULIGNI	ITA	Yamaha YZF R6	19.262 +0.042	33.347	22.291	32.516 +0.139	<b>1'47.416</b> 1'47.597	24	0.181
27	2 L. MONTELLA	ITA	Yamaha YZF R6	19.258 +0.306	33.517 +0.023	22.283	32.430 +0.212	<b>1'47.488</b> 1'48.029	30	0.541
28	14 L. CAUCHI	FRA	Yamaha YZF R6	19.144 +0.209	33.478 +0.110	22.297	32.689	<b>1'47.608</b> 1'47.927	28	0.319
29	42 S. FROSSARD	SUI	Yamaha YZF R6	19.221 +0.097	33.312	22.375 +0.016	32.715 +0.005	<b>1'47.623</b> 1'47.741	27	0.118
30	55 G. HENDRA PRATAMA	INA	Yamaha YZF R6	19.193	33.587 +0.114	22.299 +0.036	32.771	<b>1'47.850</b> 1'48.000	29	0.150
31	85 L. ARBEL	FRA	Yamaha YZF R6	19.458 +0.170	33.497	22.417 +0.058	32.739	<b>1'48.111</b> 1'48.339	31	0.228
32	45 S. KAWASAKI	JPN	Kawasaki ZX-6R	19.383 +0.160	33.912	22.656 +0.192	32.824 +0.324	<b>1'48.775</b> 1'49.451	33	0.676
33	69 E. MONTERO HUERTA	ESP	Yamaha YZF R6	19.535	33.838	22.576 +0.024	33.068	<b>1'49.017</b> 1'49.041	32	0.024

17/09/2021

These data/results cannot be reproduced, stored and/or transmitted in whole or in part by any manner of electronic, mechanical, photocopying, recording, broadcasting or otherwise now known or herein after developed without the previous express consent by the copyright owner, except for reproduction in daily press and regular printed publications on sale to the public within 60 days of the event related to those data/results and always provided that copyright symbol appears together as follows below.

© DORNA WSBK ORGANIZATION Srl 2021

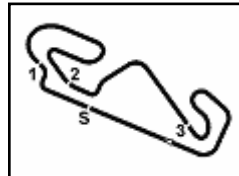
FICR PERUGIA TIMING



Official Tyre Supplier



Official Timekeeper



## Hyundai N Catalunya Round, 17-19 September 2021

### Ideal Times Free Practice 2nd Session

 Circuit de Barcelona 4.657 m  
**2 / 2**

No.	Rider	Nat	Bike	Seg. 1	Seg. 2	Seg. 3	Seg. 4	Ideal Time		
				Diff. 1	Diff. 2	Diff. 3	Diff. 4	Best Lap	Pos.	Diff.
34	<b>50 O. VOSTATEK</b>	CZE	Yamaha YZF R6	19.508	34.208 +0.065	22.567 +0.032	33.285 +0.068	<b>1'49.568</b>	34	0.165
35	<b>92 B. VAN EERDE</b>	AUS	Yamaha YZF R6	19.880 +0.059	34.093 +0.024	22.669	33.378 +0.149	<b>1'50.020</b>	35	0.232
36	<b>44 B. SAHIN</b>	SUI	Yamaha YZF R6	19.741	34.126 +0.044	22.983	33.534 +0.019	<b>1'50.384</b>	36	0.063
<b>Overall Ideal Time</b>				18.778	32.677	21.861	31.866	<b>1'45.182</b>		

17/09/2021

These data/results cannot be reproduced, stored and/or transmitted in whole or in part by any manner of electronic, mechanical, photocopying, recording, broadcasting or otherwise now known or herein after developed without the previous express consent by the copyright owner, except for reproduction in daily press and regular printed publications on sale to the public within 60 days of the event related to those data/results and always provided that copyright symbol appears together as follows below.

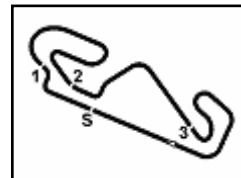
© DORNA WSBK ORGANIZATION Srl 2021

**FKR PERUGIA TIMING**


Official Tyre Supplier



Official Timekeeper



## Hyundai N Catalunya Round, 17-19 September 2021

### Chronological Analysis Free Practice 2nd Session

Circuit de Barcelona 4.657 m

1 / 6

1° 3 R. DE ROSA (1'45.620)							
Lap	Seg.1	Seg.2	Seg.3	Seg.4	Lap Time	km/h	Local Time
1		35.444	23.358	33.469	161,2	16:03'26.624	
2	19.443	33.270	22.274	32.431	1'47.418	262,1	16:05'14.042
3	19.306	35.407	23.112	33.415	1'51.089	158,6	16:25'05.131
4	19.303	33.349	22.277	32.419	1'47.348	264,7	16:26'52.479
5	19.152	33.178	22.198	32.274	1'46.802	265,4	16:28'39.281
6	19.171	33.107	22.132	32.218	1'46.628	266,7	16:30'25.909
7	19.304	33.149	22.119	32.467	1'47.039	262,8	16:32'12.948
8	19.295	33.157	22.082	32.448	1'46.982	262,8	16:33'59.930
9	19.569	33.945	22.635	47.784	2'03.933P	262,8	16:36'03.863
10	3'47.844	35.854	23.554	33.268	5'20.520P	149,2	16:41'24.383
11	18.962	<b>32.841</b>	<b>21.951</b>	<b>31.866</b>	<b>1'45.620</b>	267,3	16:43'10.003
12	<b>18.778</b>	33.856	25.032	32.793	1'50.459	<b>277,6</b>	16:45'00.462

3	19.258	33.232	22.115	32.445	1'47.050	265,4	16:06'30.484
4	19.108	33.141	22.275	32.561	1'47.085	268,0	16:08'17.569
5	19.509	36.324	22.340	35.036	1'53.209	268,0	16:10'10.778
6	19.261	33.134	22.102	32.629	1'47.126	268,7	16:11'57.904
7	19.131	32.993	22.157	32.654	1'46.935	269,3	16:13'44.839
8	19.104	33.080	22.099	32.324	1'46.607	268,7	16:15'31.446
9	19.540	33.940	22.487	45.387	2'01.354P	<b>272,7</b>	16:17'32.800
10	7'44.263	33.699	22.392	32.611	9'12.965P	176,2	16:26'45.765
11	19.143	33.114	22.180	32.414	1'46.851	265,4	16:28'32.616
12	19.099	33.977	22.351	32.852	1'48.279	269,3	16:30'20.895
13	19.337	33.305	22.361	46.646	2'01.649P	264,1	16:32'22.544
14	5'55.958	33.684	22.292	32.369	7'24.303P	181,5	16:39'46.847
15	18.956	32.865	<b>21.938</b>	<b>32.022</b>	<b>1'45.781</b>	268,7	16:41'32.628
16	18.985	<b>32.789</b>	22.059	32.233	1'46.066	272,0	16:43'18.694
17	<b>18.904</b>	32.865	22.011	32.105	1'45.885	272,0	16:45'04.579

2° 21 R. KRUMMENACHER (1'45.687)							
Lap	Seg.1	Seg.2	Seg.3	Seg.4	Lap Time	km/h	Local Time
1		34.670	23.508	35.166	178,8	16:01'59.802	
2	19.370	33.022	<b>21.861</b>	55.179	2'09.432	261,5	16:04'09.234
3	19.829	33.978	22.455	32.947	1'49.209	266,0	16:05'58.443
4	18.993	32.917	22.028	32.171	1'46.109	269,3	16:07'44.552
5	19.012	32.940	22.399	40.496	1'54.847	<b>270,0</b>	16:09'39.399
6	18.986	33.034	22.023	36.811	1'50.854	268,0	16:11'30.253
7	18.902	32.956	21.992	32.249	1'46.099	<b>270,0</b>	16:13'16.352
8	19.031	33.116	22.013	32.257	1'46.417	268,7	16:15'02.769
9	19.175	35.262	22.714	46.262	2'03.413P	<b>270,0</b>	16:17'06.182
10	8'33.622	49.954	22.949	34.381	10'20.906P	129,8	16:27'27.088
11	19.159	33.427	22.280	47.375	2'02.241P	266,0	16:29'29.329
12	3'54.310	35.390	22.262	32.658	5'24.620P	175,0	16:34'53.949
13	19.069	<b>32.677</b>	21.962	1'36.247	2'49.955P	262,1	16:37'43.904
14	3'33.913	33.626	22.180	32.250	5'01.969P	167,4	16:42'45.873
15	<b>18.895</b>	32.799	21.993	<b>32.000</b>	<b>1'45.687</b>	268,0	16:44'31.560
16	18.969	32.899	21.892	32.024	1'45.784	268,7	16:46'17.344

5° 66 N. TUULI (1'45.974)							
Lap	Seg.1	Seg.2	Seg.3	Seg.4	Lap Time	km/h	Local Time
1		34.859	23.080	46.144	164,4	16:02'21.669	
2	3'20.489	34.068	22.798	32.783	4'50.138P	170,3	16:07'11.807
3	19.601	33.387	22.251	32.429	1'47.668	262,1	16:08'59.475
4	19.259	33.114	22.199	32.393	1'46.965	263,4	16:10'46.440
5	19.311	33.146	22.238	32.481	1'47.176	265,4	16:12'33.616
6	19.199	33.239	22.156	32.483	1'47.077	266,0	16:14'20.693
7	19.247	33.173	22.244	45.662	2'00.326P	264,7	16:16'21.019
8	9'44.175	33.900	22.642	32.602	11'13.319P	166,9	16:27'34.338
9	19.163	33.259	22.274	32.346	1'47.042	267,3	16:29'21.380
10	19.235	33.334	22.212	32.432	1'47.213	262,8	16:31'08.593
11	19.332	34.613	22.461	46.945	2'03.351P	259,0	16:33'11.944
12	3'14.429	33.668	22.283	32.497	4'42.877P	147,3	16:37'54.821
13	19.200	32.913	21.962	<b>31.959</b>	1'46.034	264,1	16:39'40.855
14	19.009	<b>32.857</b>	22.022	32.086	<b>1'45.974</b>	265,4	16:41'26.829
15	18.998	32.899	22.020	32.273	1'46.190	267,3	16:43'13.019
16	18.980	33.049	22.014	32.106	1'46.149	267,3	16:44'59.168
17	<b>18.943</b>	32.943	<b>21.944</b>	33.620	1'47.450	<b>269,3</b>	16:46'46.618

3° 81 M. GONZALEZ (1'45.729)							
Lap	Seg.1	Seg.2	Seg.3	Seg.4	Lap Time	km/h	Local Time
1		33.813	22.443	33.713	186,2	16:01'53.716	
2	19.465	33.293	22.145	32.658	1'47.561	261,5	16:03'41.277
3	19.290	33.115	22.070	32.482	1'46.957	263,4	16:05'28.234
4	19.152	33.056	22.055	32.344	1'46.607	266,7	16:07'14.841
5	19.049	33.111	22.030	32.289	1'46.479	268,7	16:09'01.320
6	19.052	33.154	22.045	32.433	1'46.684	267,3	16:10'48.004
7	19.027	33.167	22.010	32.382	1'46.586	270,7	16:12'34.590
8	18.969	33.155	22.065	43.418	1'57.607P	271,4	16:14'32.197
9	7'00.019	34.012	22.368	32.707	8'29.106P	166,4	16:23'01.303
10	19.177	<b>32.716</b>	<b>21.869</b>	<b>31.970</b>	1'45.732	263,4	16:24'47.035
11	19.036	32.742	21.915	32.058	1'45.751	267,3	16:26'32.786
12	18.983	32.776	21.899	32.071	<b>1'45.729</b>	266,7	16:28'18.515
13	18.944	32.855	21.946	32.149	1'45.894	268,7	16:30'04.409
14	18.934	32.951	22.445	32.635	1'46.965C	267,3	16:31'51.374
15	19.333	32.986	21.962	32.329	1'46.610	262,8	16:33'37.984
16	19.226	33.024	21.939	32.322	1'46.511	264,7	16:35'24.495
17	19.035	32.948	21.960	32.477	1'46.420	266,7	16:37'10.915
18	19.025	32.979	22.016	32.359	1'46.379	267,3	16:38'57.294
19	18.993	33.029	22.012	32.238	1'46.272	269,3	16:40'43.566
20	18.924	33.023	21.997	32.387	1'46.331	270,0	16:42'29.897
21	18.875	33.087	22.042	32.412	1'46.416	273,4	16:44'16.313
22	<b>18.835</b>	33.410	21.977	32.636	1'46.858	<b>282,0</b>	16:46'03.171

6° 52 P. HOBELSBERGER (1'46.328)							
Lap	Seg.1	Seg.2	Seg.3	Seg.4	Lap Time	km/h	Local Time
1		34.983	22.610	32.927	165,9	16:02'56.705	
2	19.425	33.272	22.272	32.716	1'47.685	263,4	16:04'44.390
3	19.129	33.100	22.046	32.671	1'46.946	266,0	16:06'31.336
4	19.145	33.124	22.148	32.673	1'47.090	<b>269,3</b>	16:08'18.426
5	<b>19.028</b>	35.233	22.352	34.791	1'51.404	268,0	16:10'09.830
6	19.382	33.326	22.298	50.162	2'05.168P	266,7	16:12'14.998
7	6'45.517	34.291	22.530	33.045	8'15.383P	153,8	16:20'30.381
8	19.340	33.479	22.631	49.110	2'04.560P	266,7	16:22'34.941
9	7'45.948	38.862	23.129	33.765	9'21.704P	128,4	16:31'56.645
10	19.301	<b>32.764</b>	22.031	<b>32.232</b>	<b>1'46.328</b>	263,4	16:33'42.973
11	19.148	32.852	22.000	32.529	1'46.529	266,0	16:35'29.502
12	19.049	33.037	<b>21.928</b>	32.335	1'46.349	267,3	16:37'15.851
13	19.097	33.169	22.047	32.660	1'46.973	267,3	16:39'02.824
14	46.443	44.916	23.251	50.217	2'44.827P	<b>269,3</b>	16:41'47.651

4° 4 S. ODENDAAL (1'45.781)							
Lap	Seg.1	Seg.2	Seg.3	Seg.4	Lap Time	km/h	Local Time
1		34.555	22.650	33.034	185,6	16:02'55.688	
2	19.612	33.320	22.205	32.609	1'47.746C	261,5	16:04'43.434

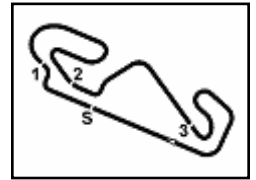
7° 5 P. OETTL (1'46.484)							
Lap	Seg.1	Seg.2	Seg.3	Seg.4	Lap Time	km/h	Local Time
1		34.518	22.681	33.087	193,9	16:02'20.075	
2	19.425	33.647	22.443	32.786	1'48.301	262,1	16:04'08.376
3	19.263	33.418	22.229	32.778	1'47.688	266,0	16:05'56.064
4	19.072	33.407	22.234	32.566	1'47.279	<b>269,3</b>	16:07'43.343
5	19.130	33.444	23.368	33.188	1'49.130	<b>269,3</b>	16:09'32.473
6	19.283	35.751	22.232	32.651	1'49.917	<b>269,3</b>	16:11'22.390
7	<b>19.060</b>	33.389	22.184	32.649	1'47.282	<b>269,3</b>	16:13'09.672
8	23.250	37.099	23.183	47.364	2'10.896P	266,7	16:15'20.568

17/09/2021 P = Pits In/Out - C = Lap Time Cancelled

These data/results cannot be reproduced, stored and/or transmitted in whole or in part by any manner of electronic, mechanical, photocopying, recording, broadcasting or otherwise now known or herein after developed without the previous express consent by the copyright owner, except for reproduction in daily press and regular printed publications on sale to the public within 60 days of the event related to those data/results and always provided that copyright symbol appears together as follows below.

© DORNA WSBK ORGANIZATION Srl 2021





## Hyundai N Catalunya Round, 17-19 September 2021

### Chronological Analysis Free Practice 2nd Session

Circuit de Barcelona 4.657 m

2 / 6

Lap	Seg.1	Seg.2	Seg.3	Seg.4	Lap Time	km/h	Local Time
9	5'30.273	33.868	22.419	34.496	7'01.056P	163,1	16:22'21.624
10	19.490	33.672	22.299	44.140	1'59.601P	260,9	16:24'21.225
11	1'30.556	34.417	22.461	32.719	3'00.153P	163,9	16:27'21.378
12	19.807	36.002	22.878	46.411	2'05.098P	<b>269,3</b>	16:29'26.476
13	4'33.401	33.911	22.108	32.578	6'01.998P	138,1	16:35'28.474
14	19.163	<b>33.052</b>	<b>21.972</b>	32.297	<b>1'46.484</b>	262,8	16:37'14.958
15	19.143	33.181	21.986	32.367	1'46.677	266,0	16:39'01.635
16	19.090	33.137	22.008	<b>32.265</b>	1'46.500	266,7	16:40'48.135
17	19.098	35.162	23.624	46.811	2'04.695P	267,3	16:42'52.830
18	1'03.052	33.852	22.303	32.646	2'31.853P	142,7	16:45'24.683

**8° 30 A. VERDOIA (1'46.535)**

Lap	Seg.1	Seg.2	Seg.3	Seg.4	Lap Time	km/h	Local Time
1		34.731	22.885	34.681		191,2	16:02'01.073
2	20.028	33.788	22.355	32.915	1'49.086	<b>271,4</b>	16:03'50.159
3	19.167	33.618	22.358	33.166	1'48.309	266,0	16:05'38.468
4	19.451	33.483	22.156	32.579	1'47.669	259,0	16:07'26.137
5	19.317	33.416	22.259	32.688	1'47.680	265,4	16:09'13.817
6	19.330	34.225	22.434	32.881	1'48.870	264,1	16:11'02.687
7	19.138	33.444	22.368	45.539	2'00.489P	265,4	16:13'03.176
8	1'24.213	34.625	22.718	33.489	2'55.045P	193,2	16:15'58.221
9	19.403	33.638	22.354	45.559	2'00.954P	262,8	16:17'59.175
10	7'26.972	34.203	22.304	32.684	8'56.163P	122,0	16:26'55.338
11	19.114	<b>33.049</b>	22.186	32.923	1'47.272	264,7	16:28'42.610
12	<b>18.825</b>	33.207	22.061	32.442	<b>1'46.535</b>	<b>271,4</b>	16:30'29.145
13	19.187	33.230	<b>22.038</b>	32.568	1'47.023	260,9	16:32'16.168
14	19.342	33.919	22.511	32.800	1'48.572	259,6	16:34'04.740
15	19.305	33.563	22.180	32.794	1'47.842	260,9	16:35'52.582
16	19.261	33.452	22.146	32.642	1'47.501	260,2	16:37'40.083
17	19.094	33.287	22.149	45.240	1'59.770P	262,1	16:39'39.853
18	2'00.162	36.538	22.351	32.669	3'31.720P	147,9	16:43'11.573
19	18.996	33.131	22.093	<b>32.350</b>	1'46.570	268,0	16:44'58.143

**9° 71 C. BERGMAN (1'46.599)**

Lap	Seg.1	Seg.2	Seg.3	Seg.4	Lap Time	km/h	Local Time
1		35.182	23.309	33.475		174,5	16:02'04.334
2	20.039	34.147	22.721	35.156	1'52.063	260,2	16:03'56.397
3	19.377	33.617	23.046	42.398	1'58.438	265,4	16:05'54.835
4	19.388	33.575	22.376	32.672	1'48.011	266,7	16:07'42.846
5	19.276	33.410	22.246	32.899	1'47.831	266,7	16:09'30.677
6	<b>19.088</b>	33.549	22.713	48.414	2'03.764P	<b>272,7</b>	16:11'34.441
7	6'08.810	35.347	23.242	33.569	7'40.968P	101,8	16:19'15.409
8	19.443	33.194	22.266	32.531	1'47.434	262,1	16:21'02.843
9	19.464	33.205	22.062	32.576	1'47.307	260,9	16:22'50.150
10	19.426	33.229	22.149	32.608	1'47.412	258,4	16:24'37.562
11	19.394	33.184	22.219	32.384	1'47.181	260,2	16:26'24.743
12	19.292	<b>33.091</b>	22.159	32.565	1'47.107	263,4	16:28'11.850
13	19.184	33.099	<b>22.008</b>	<b>32.308</b>	<b>1'46.599</b>	264,7	16:29'58.449
14	21.653	37.774	22.586	47.406	2'09.419P	262,1	16:32'07.868
15	3'59.671	37.623	23.876	33.762	5'34.932P	149,0	16:37'42.800
16	19.529	33.421	22.278	32.540	1'47.768	262,1	16:39'30.568
17	19.147	33.143	22.217	32.363	1'46.870	265,4	16:41'17.438
18	19.264	33.154	22.212	32.588	1'47.218	265,4	16:43'04.656
19	19.337	34.957	23.144	38.923	1'56.361	267,3	16:45'01.017

**10° 56 P. SEBESTYEN (1'46.712)**

Lap	Seg.1	Seg.2	Seg.3	Seg.4	Lap Time	km/h	Local Time
1		34.226	22.712	33.308		189,5	16:02'04.997
2	19.453	34.222	22.708	43.369	1'59.752	267,3	16:04'04.749
3	19.470	33.579	22.534	32.968	1'48.551	265,4	16:05'53.300
4	19.404	33.710	22.349	33.084	1'48.547	268,0	16:07'41.847
5	19.404	33.593	22.364	33.284	1'48.645	267,3	16:09'30.492
6	19.419	33.625	22.442	33.433	1'48.919	268,0	16:11'19.411

**11° 94 F. CARICASULO (1'46.753)**

Lap	Seg.1	Seg.2	Seg.3	Seg.4	Lap Time	km/h	Local Time
1		34.405	22.664	33.231		166,9	16:02'26.112
2	19.332	33.408	28.282	41.400	2'02.422	260,2	16:04'28.534
3	19.227	41.935	22.968	33.245	1'57.375	263,4	16:06'25.909
4	19.085	33.383	22.422	33.051	1'47.941	263,4	16:08'13.850
5	19.136	33.362	22.339	33.038	1'47.875	264,1	16:10'01.725
6	19.158	33.281	22.168	32.886	1'47.493	264,7	16:11'49.218
7	19.461	33.723	22.720	45.379	2'01.283P	265,4	16:13'50.501
8	5'07.870	34.354	22.585	32.449	6'37.258P	157,4	16:20'27.759
9	19.061	<b>33.037</b>	<b>22.093</b>	32.562	<b>1'46.753</b>	263,4	16:22'14.512
10	19.090	34.140	24.274	33.329	1'50.833	261,5	16:24'05.345
11	19.187	33.167	22.200	32.501	1'47.055	262,1	16:25'52.400
12	18.999	33.333	22.176	32.543	1'47.051	266,0	16:27'39.451
13	<b>18.996</b>	33.177	22.220	<b>32.443</b>	1'46.836	<b>266,7</b>	16:29'26.287
14	19.612	40.558	23.503	55.492	2'19.165P	264,1	16:31'45.452

**12° 38 H. SOOMER (1'46.774)**

Lap	Seg.1	Seg.2	Seg.3	Seg.4	Lap Time	km/h	Local Time
1		34.483	23.025	33.258		177,9	16:02'04.123
2	19.718	33.855	22.657	41.177	1'57.407	264,7	16:04'01.530
3	19.533	33.650	22.351	32.809	1'48.343	266,7	16:05'49.873
4	19.161	33.981	22.740	33.573	1'49.455	<b>272,0</b>	16:07'39.328
5	19.483	33.473	22.412	43.459	1'58.827P	265,4	16:09'38.155
6	3'20.725	33.953	22.441	32.604	4'49.723P	177,3	16:14'27.878
7	19.247	33.234	22.276	32.484	1'47.241	267,3	16:16'15.119
8	19.159	33.179	<b>22.091</b>	<b>32.446</b>	1'46.875	268,0	16:18'01.994
9	19.317	34.361	22.860	44.791	2'01.329P	266,0	16:20'03.323
10	10'48.990	33.987	22.417	32.926	12'18.320P	164,6	16:32'21.643
11	19.542	33.266	22.210	32.759	1'47.777	260,9	16:34'09.420
12	19.231	33.363	22.138	32.562	1'47.294	263,4	16:35'56.714
13	19.255	35.772	23.451	32.901	1'51.379	262,8	16:37'48.093
14	19.164	33.187	22.166	32.533	1'47.050	266,0	16:39'35.143
15	19.034	33.327	22.126	32.953	1'47.440	267,3	16:41'22.583
16	<b>18.977</b>	33.196	22.111	32.490	<b>1'46.774</b>	268,7	16:43'09.357
17	19.059	33.174	22.297	32.686	1'47.216	268,0	16:44'56.573
18	19.001	<b>33.122</b>	22.098	32.685	1'46.906	268,7	16:46'43.479

**13° 28 G. VAN STRAALLEN (1'46.848)**

Lap	Seg.1	Seg.2	Seg.3	Seg.4	Lap Time	km/h	Local Time
1		34.858	23.294	35.420		180,9	16:02'00.136
2	20.028	33.701	22.718	32.981	1'49.428	266,0	16:03'49.564
3	19.608	34.545	22.439	32.643	1'49.235	261,5	16:05'38.799
4	19.508	33.618	22.368	32.513	1'48.007	269,3	16:07'26.806
5	19.307	33.250	22.340	32.593	1'47.490	264,1	16:09'14.296
6	19.185	33.348	22.584	32.616	1'47.733	268,0	16:11'02.029
7	19.221	33.356	22.473	32.623	1'47.673	263,4	16:12'49.702
8	19.263	33.280	22.287	32.644	1'47.474	264,1	16:14'37.176
9	19.278	33.251	22.416	45.088	2'00.033P	264,1	16:16'37.209

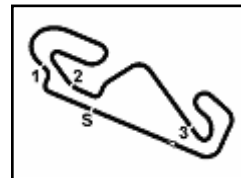
17/09/2021 P = Pits In/Out - C = Lap Time Cancelled

These data/results cannot be reproduced, stored and/or transmitted in whole or in part by any manner of electronic, mechanical, photocopying, recording, broadcasting or otherwise now known or herein after developed without the previous express consent by the copyright owner, except for reproduction in daily press and regular printed publications on sale to the public within 60 days of the event related to those data/results and always provided that copyright symbol appears together as follows below.

© DORNA WSBK ORGANIZATION Srl 2021







## Hyundai N Catalunya Round, 17-19 September 2021

### Chronological Analysis Free Practice 2nd Session

Circuit de Barcelona 4.657 m

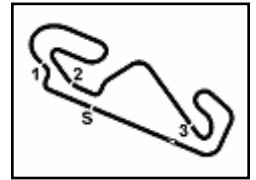
3 / 6

Lap	Seg.1	Seg.2	Seg.3	Seg.4	Lap Time	km/h	Local Time
10	8'06.269	33.443	22.492	32.672	9'34.876P	150,8	16:26'12.085
11	19.204	<b>32.997</b>	22.145	33.284	1'47.630	262,8	16:27'59.715
12	<b>19.065</b>	33.084	22.233	32.466	<b>1'46.848</b>	266,0	16:29'46.563
13	19.268	33.170	22.147	32.662	1'47.247	259,6	16:31'33.810
14	19.363	33.457	22.358	32.557	1'47.735	260,2	16:33'21.545
15	19.369	33.184	<b>22.072</b>	32.480	1'47.105	259,6	16:35'08.650
16	19.158	33.074	22.304	32.991	1'47.527	261,5	16:36'56.177
17	19.127	33.165	22.222	<b>32.421</b>	1'46.935	262,8	16:38'43.112
18	19.957	37.776	25.314	32.693	1'55.740	265,4	16:40'38.852
19	19.243	33.358	22.551	32.718	1'47.870	267,3	16:42'26.722
20	19.186	33.229	22.265	32.823	1'47.503	<b>272,0</b>	16:44'14.225
21	19.881	39.038	22.662	32.956	1'54.537	266,7	16:46'08.762
14°	<b>40 U. ORRADRE (1'46.897)</b>						
1	34.891	22.802	33.738			191,5	16:02'29.629
2	19.639	33.869	22.733	33.252	1'49.493	262,8	16:04'19.122
3	19.318	33.751	22.608	33.033	1'48.710	265,4	16:06'07.832
4	19.219	34.190	22.478	33.060	1'48.947	267,3	16:07'56.779
5	19.179	33.785	22.445	33.055	1'48.464	265,4	16:09'45.243
6	19.241	33.831	22.409	33.116	1'48.597	267,3	16:11'33.840
7	19.729	37.213	23.412	46.822	2'07.176P	269,3	16:13'41.016
8	8'23.095	34.868	22.643	33.199	9'53.805P	120,4	16:23'34.821
9	19.570	33.448	22.317	32.499	1'47.834	258,4	16:25'22.655
10	19.117	33.873	22.301	32.614	1'47.905	264,1	16:27'10.560
11	19.064	33.356	22.265	32.621	1'47.306	266,7	16:28'57.866
12	19.095	<b>33.285</b>	23.307	32.808	1'48.495	267,3	16:30'46.361
13	19.414	33.810	22.441	33.052	1'48.717	265,4	16:32'35.078
14	20.724	39.249	23.949	33.688	1'57.610	263,4	16:34'32.688
15	19.373	33.439	22.245	32.770	1'47.827	264,7	16:36'20.515
16	19.425	33.711	22.269	32.710	1'48.115	269,3	16:38'08.630
17	19.248	33.380	<b>22.145</b>	32.691	1'47.464	265,4	16:39'56.094
18	19.125	33.517	22.182	32.627	1'47.451	267,3	16:41'43.545
19	19.424	36.558	22.376	33.013	1'51.371	267,3	16:43'34.916
20	<b>18.981</b>	33.329	22.187	<b>32.400</b>	<b>1'46.897</b>	<b>270,7</b>	16:45'21.813
17°	<b>24 L. TACCINI (1'47.054)</b>						
1						184,6	16:02'00.562
2	20.292	34.677	22.994	32.943	1'50.906	267,3	16:03'51.468
3	19.286	33.632	22.429	37.763	1'53.110	<b>271,4</b>	16:05'44.578
4	19.509	33.348	22.492	32.840	1'48.189	270,7	16:07'32.767
5	19.563	33.415	22.414	32.764	1'48.156	264,1	16:09'20.923
6	19.527	36.752	22.892	34.421	1'53.592	266,0	16:11'14.515
7	19.443	33.933	22.959	46.216	2'02.551P	268,0	16:13'17.066
8	10'10.862	36.725	25.739	34.644	11'47.970P	117,5	16:25'05.036
9	19.670	33.622	22.468	32.891	1'48.651	258,4	16:26'53.687
10	19.578	33.615	22.449	33.048	1'48.690	263,4	16:28'42.377
11	19.415	33.583	22.503	32.892	1'48.393	263,4	16:30'30.770
12	19.580	33.916	22.640	46.685	2'02.821P	260,9	16:32'33.591
13	7'17.834	34.341	22.814	33.928	8'48.917P	170,1	16:41'22.508
14	19.396	33.251	<b>22.159</b>	32.488	1'47.294	263,4	16:43'09.802
15	19.174	<b>33.172</b>	22.292	<b>32.416</b>	<b>1'47.054</b>	269,3	16:44'56.856
16	<b>19.028</b>	33.255	22.292	32.635	1'47.210	270,7	16:46'44.066
18°	<b>96 D. SANCHIS MARTINEZ (1'47.116)</b>						
1						182,7	16:02'36.113
2	19.609	33.514	22.403	32.806	1'48.332	262,1	16:04'24.445
3	19.415	33.345	22.269	32.616	1'47.645	265,4	16:06'12.090
4	19.444	33.315	22.353	32.576	1'47.688	266,0	16:07'59.778
5	19.280	33.449	22.303	45.995	2'01.027P	266,0	16:10'00.805
6	7'04.607	34.260	22.601	32.868	8'34.336P	187,2	16:18'35.141
7	19.289	33.251	22.354	<b>32.498</b>	1'47.392	265,4	16:20'22.533
8	19.295	33.305	22.417	47.584	2'02.601P	265,4	16:22'25.134
9	5'58.481	33.623	22.400	32.646	7'27.150P	187,8	16:29'52.284
10	19.326	33.271	22.231	33.992	1'48.820	262,8	16:31'41.104
11	19.429	<b>33.087</b>	22.221	32.590	1'47.327	262,8	16:33'28.431
12	19.369	33.103	22.202	32.601	1'47.275	262,8	16:35'15.706
13	19.285	33.137	22.165	32.529	<b>1'47.116</b>	262,8	16:37'02.822
14	19.306	33.166	<b>22.139</b>	32.582	1'47.193	264,7	16:38'50.015
15	<b>19.096</b>	33.346	22.264	32.693	1'47.399	<b>268,0</b>	16:40'37.414
16	19.308	33.322	22.497	32.740	1'47.867	266,0	16:42'25.281
17	19.304	33.281	22.373	32.749	1'47.707	265,4	16:44'12.988
18	19.271	33.443	22.359	32.563	1'47.636	264,7	16:46'00.624
19°	<b>34 K. MANFREDI (1'47.287)</b>						
1						186,9	16:01'59.880
2	19.376	33.422	22.820	44.739	2'00.357P	260,9	16:04'00.237
3	13'01.804	36.560	23.286	44.692	1'46.342P	179,1	16:18'46.579
4	1'57.507	33.982	23.333	33.433	3'28.255P	187,5	16:22'14.834
5	19.286	33.281	22.363	32.639	1'47.569	260,9	16:24'02.403
6	19.397	33.528	22.377	32.777	1'48.079	259,6	16:25'50.482
16°	<b>61 C. ONCU (1'46.973)</b>						
1						194,2	16:02'02.039
2	19.945	33.587	22.671	32.584	1'48.787	268,0	16:03'50.826
3	19.197	33.299	<b>22.176</b>	33.012	1'47.684	264,7	16:05'38.510

17/09/2021 P = Pits In/Out - C = Lap Time Cancelled

These data/results cannot be reproduced, stored and/or transmitted in whole or in part by any manner of electronic, mechanical, photocopying, recording, broadcasting or otherwise now known or herein after developed without the previous express consent by the copyright owner, except for reproduction in daily press and regular printed publications on sale to the public within 60 days of the event related to those data/results and always provided that copyright symbol appears together as follows below.

© DORNA WSBK ORGANIZATION Srl 2021



## Hyundai N Catalunya Round, 17-19 September 2021

### Chronological Analysis Free Practice 2nd Session

Circuit de Barcelona 4.657 m

4 / 6

7	20.079	34.697	22.559	32.637	1'49.972	252,3	16:27'40.454	6	19.841	35.755	22.802	45.979	2'04.377P	<b>271,4</b>	16:11'25.744
8	19.230	33.364	<b>22.190</b>	32.503	<b>1'47.287</b>	268,0	16:29'27.741	7	8'41.819	33.925	22.768	33.095	10'11.607P	184,3	16:21'37.351
9	19.315	34.543	23.927	44.233	2'02.018P	264,1	16:31'29.759	8	19.333	33.394	22.454	32.594	1'47.775	260,9	16:23'25.126
10	2'23.919	34.300	23.085	33.815	3'55.119P	172,5	16:35'24.878	9	19.328	33.417	22.378	<b>32.385</b>	<b>1'47.508</b>	260,2	16:25'12.634
11	19.274	<b>33.169</b>	22.275	32.809	1'47.527	264,7	16:37'12.405	10	20.604	35.389	22.644	35.341	1'53.978	263,4	16:27'06.612
12	21.423	34.855	22.326	<b>32.477</b>	1'51.081	262,8	16:39'03.486	11	19.195	33.626	22.358	33.153	1'48.332	269,3	16:28'54.944
13	<b>19.151</b>	34.069	23.612	46.589	2'03.421P	267,3	16:41'06.907	12	<b>19.017</b>	33.352	22.264	38.495	1'53.128	270,0	16:30'48.072
14	1'12.908	36.106	23.525	36.553	2'49.092P	189,1	16:43'55.999	13	19.161	<b>33.253</b>	22.291	32.885	1'47.590	265,4	16:32'35.662
15	20.432	33.999	22.545	32.668	1'49.644	<b>272,0</b>	16:45'45.643	14	19.515	34.675	22.398	32.957	1'49.545	<b>271,4</b>	16:34'25.207

#### 20° 88 M. PATACCA (1'47.377)

Lap	Seg.1	Seg.2	Seg.3	Seg.4	Lap Time	km/h	Local Time
1		34.569	22.910	33.371		125,4	16:02'26.342
2	19.320	33.564	22.586	33.349	1'48.819	266,0	16:04'15.161
3	19.554	34.838	23.129	36.113	1'53.634	260,2	16:06'08.795
4	19.583	33.860	22.638	33.436	1'49.517	260,9	16:07'58.312
5	19.642	33.854	22.471	33.243	1'49.210	259,0	16:09'47.522
6	19.503	33.671	22.331	33.208	1'48.713	260,9	16:11'36.235
7	19.317	33.663	22.486	33.105	1'48.571	264,7	16:13'24.806
8	19.368	33.672	22.514	33.108	1'48.662	262,1	16:15'13.468
9	19.775	34.576	23.205	46.864	2'04.420P	264,1	16:17'17.888
10	4'54.837	35.492	24.302	34.349	6'28.980P	116,1	16:23'46.868
11	19.350	<b>33.201</b>	22.302	32.675	1'47.528	259,6	16:25'34.396
12	19.290	33.232	<b>22.187</b>	32.690	1'47.399	262,1	16:27'21.795
13	<b>19.202</b>	33.286	22.256	32.743	1'47.487	266,7	16:29'09.282
14	20.533	42.020	23.266	33.825	1'59.644	260,9	16:31'08.926
15	19.349	33.331	22.414	34.252	1'49.346	264,7	16:32'58.272
16	19.292	33.426	22.409	32.815	1'47.942	260,9	16:34'46.214
17	25.341	35.329	22.489	33.582	1'56.741	259,6	16:36'42.955
18	19.469	33.358	22.355	32.856	1'48.038	<b>271,4</b>	16:38'30.993
19	19.310	33.305	22.281	32.740	1'47.636	265,4	16:40'18.629
20	19.377	33.253	22.219	<b>32.528</b>	1'47.377	264,1	16:42'06.006
21	19.211	33.561	22.956	33.061	1'48.789	266,0	16:43'54.795
22	19.283	33.471	22.265	37.185	1'52.204	262,8	16:45'46.999

#### 23° 9 S. JESPERSEN (1'47.539)

Lap	Seg.1	Seg.2	Seg.3	Seg.4	Lap Time	km/h	Local Time
1		34.673	22.925	35.070		185,2	16:02'00.501
2	19.994	33.872	22.458	32.888	1'49.212	<b>270,7</b>	16:03'49.713
3	19.369	33.604	22.414	33.261	1'48.648	268,0	16:05'38.361
4	19.842	34.112	22.511	32.906	1'49.371C	268,0	16:07'27.732
5	19.290	33.825	22.405	32.898	1'48.418	268,0	16:09'16.150
6	19.294	33.788	22.301	32.830	1'48.213	270,0	16:11'04.363
7	19.256	33.753	22.310	32.850	1'48.169	269,3	16:12'52.532
8	19.219	33.658	22.345	32.862	1'48.084	268,0	16:14'40.616
9	19.219	33.753	22.432	32.878	1'48.282	266,0	16:16'28.898
10	19.305	33.786	22.254	32.801	1'48.146	266,0	16:18'17.044
11	19.197	33.648	22.276	32.885	1'48.006	265,4	16:20'05.050
12	19.757	37.409	23.323	46.458	2'06.947P	262,8	16:22'11.997
13	11'11.841	34.895	22.374	32.765	12'41.875P	170,6	16:34'53.872
14	19.316	<b>33.363</b>	22.366	32.934	1'47.979	263,4	16:36'41.851
15	19.660	33.675	22.189	32.815	1'48.339	254,1	16:38'30.190
16	<b>19.150</b>	33.519	22.365	32.669	1'47.703	265,4	16:40'17.893
17	19.206	33.522	<b>22.171</b>	<b>32.640</b>	<b>1'47.539</b>	264,1	16:42'05.432
18	19.344	35.476	22.439	33.120	1'50.379	266,0	16:43'55.811
19	19.154	33.485	22.258	32.653	1'47.550	270,0	16:45'43.361

#### 21° 31 D. VALLE (1'47.413)

Lap	Seg.1	Seg.2	Seg.3	Seg.4	Lap Time	km/h	Local Time
1		34.581	23.115	35.807		166,7	16:02'00.894
2	20.111	34.298	22.997	32.999	1'50.405	267,3	16:03'51.299
3	19.301	33.354	22.492	32.733	1'47.880	269,3	16:05'39.179
4	19.344	33.624	22.385	32.725	1'48.078	<b>274,8</b>	16:07'27.257
5	19.352	33.454	22.377	32.723	1'47.906	270,7	16:09'15.163
6	19.209	33.388	22.415	32.688	1'47.700	269,3	16:11'02.863
7	19.318	33.341	22.404	32.956	1'48.019	268,0	16:12'50.882
8	19.475	33.338	<b>22.258</b>	46.935	2'02.006P	257,8	16:14'52.888
9	7'13.398	34.997	22.535	32.517	8'43.447P	161,2	16:23'36.335
10	19.418	<b>33.199</b>	22.264	32.532	1'47.413	265,4	16:25'23.748
11	19.220	33.418	22.479	32.681	1'47.798	267,3	16:27'11.546
12	19.272	33.321	22.339	32.629	1'47.561	269,3	16:28'59.107
13	<b>19.093</b>	33.392	22.494	32.918	1'47.897	269,3	16:30'47.004
14	19.407	33.564	22.477	33.114	1'48.562	267,3	16:32'35.566
15	20.261	39.295	24.373	33.900	1'57.829	264,7	16:34'33.395
16	19.369	33.591	23.426	47.103	2'03.489P	265,4	16:36'36.884
17	5'43.875	35.688	23.563	36.868	7'19.994P	155,2	16:43'56.878
18	19.326	33.345	22.309	<b>32.456</b>	1'47.436	269,3	16:45'44.314

#### 24° 22 F. FULIGNI (1'47.597)

Lap	Seg.1	Seg.2	Seg.3	Seg.4	Lap Time	km/h	Local Time
1		35.168	23.130	33.513		111,0	16:03'22.194
2	19.506	33.670	22.501	32.932	1'48.609	256,5	16:05'10.803
3	19.403	33.381	22.524	32.838	1'48.146	259,6	16:06'58.949
4	19.330	33.467	22.510	32.830	1'48.137	259,0	16:08'47.086
5	19.395	33.568	22.558	32.981	1'48.502	260,2	16:10'35.588
6	20.029	34.280	22.915	33.206	1'50.430	261,5	16:12'26.018
7	19.407	33.476	22.889	45.472	2'01.244P	261,5	16:14'27.262
8	9'30.347	33.943	22.590	33.070	10'59.950P	152,5	16:25'27.212
9	19.342	33.379	22.369	32.538	1'47.628	260,9	16:27'14.840
10	19.458	33.768	23.270	32.963	1'49.459	<b>263,4</b>	16:29'04.299
11	19.304	<b>33.347</b>	<b>22.291</b>	32.655	1'47.597	261,5	16:30'51.896
12	19.477	33.377	22.392	32.810	1'48.056	259,0	16:32'39.952
13	19.481	34.811	22.898	46.972	2'04.162P	259,6	16:34'44.114
14	4'33.571	33.875	22.599	32.971	6'03.016P	141,2	16:40'47.130
15	<b>19.262</b>	33.944	23.473	35.817	1'52.496	<b>263,4</b>	16:42'39.626
16	20.130	33.555	22.469	32.681	1'48.835	<b>263,4</b>	16:44'28.461
17	19.762	33.457	22.322	<b>32.516</b>	1'48.057	<b>263,4</b>	16:46'16.518

#### 22° 25 M. BRENNER (1'47.508)

Lap	Seg.1	Seg.2	Seg.3	Seg.4	Lap Time	km/h	Local Time
1		34.214	22.559	32.979		179,1	16:02'10.164
2	19.514	33.444	22.603	32.774	1'48.335	265,4	16:03'58.499
3	19.316	33.355	22.427	32.657	1'47.755	266,0	16:05'46.254
4	19.181	33.293	22.398	32.650	1'47.522	270,7	16:07'33.776
5	19.158	33.430	22.321	32.682	1'47.591	268,0	16:09'21.367

#### 25° 70 M. ALCOBA (1'47.663)

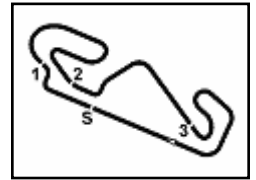
Lap	Seg.1	Seg.2	Seg.3	Seg.4	Lap Time	km/h	Local Time
1		34.459	22.931	33.413		182,7	16:02'04.428
2	19.594	33.945	22.616	33.418	1'49.573	265,4	16:03'54.001
3	19.545	33.714	22.640	33.268	1'49.167	<b>271,4</b>	16:05'43.168
4	19.183	33.641	22.542	32.890	1'48.256	267,3	16:07'31.424
5	19.592	33.826	22.519	45.871	2'01.808P	264,1	16:09'33.232

17/09/2021 P = Pits In/Out - C = Lap Time Cancelled

These data/results cannot be reproduced, stored and/or transmitted in whole or in part by any manner of electronic, mechanical, photocopying, recording, broadcasting or otherwise now known or herein after developed without the previous express consent by the copyright owner, except for reproduction in daily press and regular printed publications on sale to the public within 60 days of the event related to those data/results and always provided that copyright symbol appears together as follows below.

© DORNA WSBK ORGANIZATION Srl 2021





## Hyundai N Catalunya Round, 17-19 September 2021

### Chronological Analysis Free Practice 2nd Session

Circuit de Barcelona 4.657 m

5 / 6

6	5'38.101	35.079	23.366	35.051	7'11.597P	153,4	16:16'44.829	3	19.538	33.701	22.580	33.070	1'48.889	262,8	16:05'48.748
7	19.449	33.706	22.663	32.828	1'48.646	262,1	16:18'33.475	4	19.403	34.730	23.270	33.832	1'51.235	264,1	16:07'39.983
8	19.390	33.577	22.368	32.801	1'48.136	264,1	16:20'21.611	5	19.365	33.961	22.548	33.253	1'49.127	266,0	16:09'29.110
9	20.891	39.621	23.998	47.089	2'11.599P	262,1	16:22'33.210	6	19.599	34.086	22.780	34.869	1'51.334	261,5	16:11'20.444
10	5'48.125	34.092	22.538	32.643	7'17.398P	184,0	16:29'50.608	7	19.302	33.632	22.394	33.167	1'48.495	266,7	16:13'08.939
11	19.321	<b>33.448</b>	22.346	<b>32.548</b>	<b>1'47.663</b>	263,4	16:31'38.271	8	47.586	38.497	23.000	47.060	2'36.143P	262,1	16:15'45.082
12	19.443	33.475	<b>22.233</b>	32.612	1'47.763	260,2	16:33'26.034	9	7'26.884	34.752	24.091	37.013	9'02.740P	149,6	16:24'47.822
13	19.426	34.168	22.446	47.264	2'03.304P	261,5	16:35'29.338	10	19.546	33.615	22.361	32.788	1'48.310	261,5	16:26'36.132
14	6'02.841	33.993	22.868	36.496	7'36.198P	181,5	16:43'05.536	11	19.409	33.520	22.360	32.815	1'48.104	261,5	16:28'24.236
15	<b>19.162</b>	33.569	22.527	32.852	1'48.110	268,0	16:44'53.646	12	19.353	33.588	<b>22.297</b>	<b>32.689</b>	<b>1'47.927</b>	260,9	16:30'12.163
16	19.431	33.617	22.377	32.827	1'48.252	264,7	16:46'41.898	13	20.154	37.491	24.744	35.791	1'58.180	259,0	16:32'10.343

#### 26° 95 V. TAKALA (1'47.664)

Lap	Seg.1	Seg.2	Seg.3	Seg.4	Lap Time	km/h	Local Time
1		34.261	22.945	33.451		175,9	16:02'14.085
2	19.573	33.728	22.633	33.620	1'49.554	261,5	16:04'03.639
3	19.522	33.672	22.539	33.367	1'49.100	267,3	16:05'52.739
4	19.326	33.567	22.398	33.019	1'48.310	268,7	16:07'41.049
5	19.198	33.999	22.522	33.233	1'48.952	270,7	16:09'30.001
6	19.322	33.864	22.694	46.224	2'02.104P	271,4	16:11'32.105
7	5'18.716	33.534	22.595	32.893	6'47.738P	167,7	16:18'19.843
8	19.196	<b>33.284</b>	22.357	32.827	<b>1'47.664</b>	266,0	16:20'07.507
9	19.308	33.518	22.340	<b>32.735</b>	1'47.901	266,0	16:21'55.408
10	19.399	33.357	22.344	32.790	1'47.890	263,4	16:23'43.298
11	19.392	33.456	22.378	32.881	1'48.107	262,1	16:25'31.405
12	19.255	33.589	22.326	33.176	1'48.346	268,0	16:27'19.751
13	19.255	33.556	22.567	48.730	2'04.108P	266,7	16:29'23.859
14	4'19.090	34.214	22.759	33.204	5'49.267P	118,0	16:35'13.126
15	19.404	33.560	22.321	32.931	1'48.216	262,8	16:37'01.342
16	19.546	33.443	<b>22.294</b>	33.283	1'48.566	264,1	16:38'49.908
17	19.309	33.526	22.489	32.989	1'48.313	263,4	16:40'38.221
18	19.202	33.795	22.370	32.944	1'48.311	270,7	16:42'26.532
19	<b>19.036</b>	35.153	22.407	32.946	1'49.542	270,0	16:44'16.074
20	19.185	33.647	22.373	32.921	1'48.126	<b>272,7</b>	16:46'04.200

#### 27° 42 S. FROSSARD (1'47.741)

Lap	Seg.1	Seg.2	Seg.3	Seg.4	Lap Time	km/h	Local Time
1		34.650	23.155	35.456		169,3	16:02'01.411
2	19.944	34.678	22.985	33.839	1'51.446	271,4	16:03'52.857
3	19.889	34.140	22.723	33.454	1'50.206	270,0	16:05'43.063
4	19.783	33.948	22.671	33.458	1'49.860	264,7	16:07'32.923
5	19.714	34.038	22.773	33.318	1'49.843	272,0	16:09'22.766
6	19.643	33.957	22.731	35.193	1'51.524	266,0	16:11'14.290
7	19.546	34.138	23.054	33.920	1'50.658	264,7	16:13'04.948
8	19.733	33.744	22.784	33.349	1'49.610	264,1	16:14'54.558
9	19.637	33.817	22.790	33.369	1'49.613	264,1	16:16'44.171
10	19.656	33.754	22.636	47.290	2'03.336P	262,1	16:18'47.507
11	7'30.035	33.795	22.739	33.246	8'59.815P	160,2	16:27'47.322
12	19.469	33.431	22.485	32.976	1'48.361	264,1	16:29'35.683
13	19.465	33.484	22.393	32.962	1'48.304	260,2	16:31'23.987
14	19.685	33.482	22.435	33.032	1'48.634	259,6	16:33'12.621
15	19.457	33.319	22.504	32.836	1'48.116	262,1	16:35'00.737
16	19.299	33.464	22.398	32.717	1'47.878	267,3	16:36'48.615
17	19.376	33.488	<b>22.375</b>	<b>32.715</b>	1'47.954	264,1	16:38'36.569
18	19.309	35.052	23.385	36.772	1'54.518	269,3	16:40'31.087
19	20.918	36.750	24.815	33.472	1'55.955	236,3	16:42'27.042
20	19.318	<b>33.312</b>	22.391	32.720	<b>1'47.741</b>	<b>272,7</b>	16:44'14.783
21	<b>19.221</b>	33.450	22.380	32.766	1'47.817	272,0	16:46'02.600

#### 28° 14 L. CAUCHI (1'47.927)

Lap	Seg.1	Seg.2	Seg.3	Seg.4	Lap Time	km/h	Local Time
1		34.842	23.158	33.954		165,1	16:02'09.818
2	20.082	33.796	22.837	33.326	1'50.041	257,1	16:03'59.859

#### 29° 55 G. HENDRA PRATAMA (1'48.000)

Lap	Seg.1	Seg.2	Seg.3	Seg.4	Lap Time	km/h	Local Time
1		35.936	23.042	35.075		177,6	16:02'01.802
2	20.219	34.630	23.150	33.912	1'51.911	259,0	16:03'53.713
3	19.754	34.646	27.947	33.414	1'55.761	270,7	16:05'49.474
4	19.430	34.191	22.813	33.720	1'50.154	<b>271,4</b>	16:07'39.628
5	19.628	33.818	22.653	33.814	1'49.913	268,9	16:09'29.541
6	19.532	33.946	22.755	33.807	1'50.040	269,3	16:11'19.581
7	19.603	33.952	22.606	51.808	2'07.969P	260,2	16:13'27.550
8	13'50.364	35.414	23.199	39.567	15'28.544P	134,3	16:28'56.094
9	19.395	33.708	22.412	33.272	1'48.787	268,7	16:30'44.881
10	19.680	33.820	22.477	35.454	1'51.431	262,1	16:32'36.312
11	19.771	38.587	22.717	33.735	1'54.810	270,0	16:34'31.122
12	19.625	33.680	22.366	33.443	1'49.114	264,1	16:36'20.236
13	19.515	33.664	<b>22.299</b>	33.211	1'48.689	264,1	16:38'08.925
14	19.507	33.638	22.319	32.826	1'48.290	268,0	16:39'57.215
15	19.333	<b>33.587</b>	22.456	32.837	1'48.213	269,3	16:41'45.428
16	19.390	35.176	22.720	33.103	1'50.389	268,0	16:43'35.817
17	<b>19.193</b>	33.701	22.335	<b>32.771</b>	<b>1'48.000</b>	<b>271,4</b>	16:45'23.817

#### 30° 2 L. MONTELLA (1'48.029)

Lap	Seg.1	Seg.2	Seg.3	Seg.4	Lap Time	km/h	Local Time
1		34.880	23.425	35.766		179,1	16:02'00.208
2	20.153	36.009	22.931	33.636	1'52.729	<b>268,0</b>	16:03'52.937
3	20.178	33.973	22.684	33.345	1'50.180	<b>268,0</b>	16:05'43.117
4	19.470	33.714	22.374	32.838	1'48.396	266,0	16:07'31.513
5	19.326	33.836	22.338	32.885	1'48.385	<b>268,0</b>	16:09'19.898
6	19.282	33.582	22.332	32.837	1'48.033	267,3	16:11'07.931
7	19.329	33.574	22.325	32.851	1'48.079	266,0	16:12'56.010
8	23.603	39.724	22.677	47.685	2'13.689P	266,0	16:15'09.699
9	3'30.313	33.887	22.508	32.867	4'59.575P	144,4	16:20'09.274
10	19.564	33.540	<b>22.283</b>	32.642	<b>1'48.029</b>	264,7	16:21'57.303
11	19.615	<b>33.517</b>	26.998	47.623	2'07.753P	262,8	16:24'05.056
12	3'55.689	33.555	22.386	<b>32.430</b>	5'24.060P	134,2	16:29'29.116

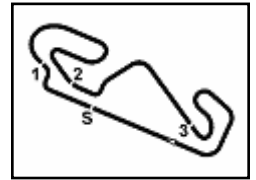
#### 31° 85 L. ARBEL (1'48.339)

Lap	Seg.1	Seg.2	Seg.3	Seg.4	Lap Time	km/h	Local Time
1		34.577	23.804	33.798		182,4	16:01'56.855
2	19.971	33.961	22.441	33.263	1'49.636	257,8	16:03'46.491
3	21.398	37.312	22.633	33.240	1'54.583	258,4	16:05'41.074
4	19.559	33.763	22.499	33.213	1'49.034	266,0	16:07'30.108
5	19.703	33.880	22.430	33.204	1'49.217	263,4	16:09'19.325
6	19.953	36.080	22.786	48.059	2'06.878P	264,1	16:11'26.203
7	8'59.205	38.714	27.747	37.515	10'43.181P	179,1	16:22'09.384
8	19.850	33.725	<b>22.417</b>	32.990	1'48.982	257,8	16:23'58.366

17/09/2021 P = Pits In/Out - C = Lap Time Cancelled

These data/results cannot be reproduced, stored and/or transmitted in whole or in part by any manner of electronic, mechanical, photocopying, recording, broadcasting or otherwise now known or herein after developed without the previous express consent by the copyright owner, except for reproduction in daily press and regular printed publications on sale to the public within 60 days of the event related to those data/results and always provided that copyright symbol appears together as follows below.

© DORNA WSBK ORGANIZATION Srl 2021



## Hyundai N Catalunya Round, 17-19 September 2021

### Chronological Analysis Free Practice 2nd Session

Circuit de Barcelona 4.657 m

6 / 6

9	19.707	33.984	22.763	33.239	1'49.693	260,2	16:25'48.059	4	8'16.955	34.996	23.193	35.610	9'50.754P	157,9	16:23'52.503
10	19.681	33.568	22.496	32.977	1'48.722	262,8	16:27'36.781	5	20.068	34.387	22.685	33.478	1'50.618	254,1	16:25'43.121
11	<b>19.458</b>	33.614	22.434	32.875	1'48.381	266,0	16:29'25.162	6	19.733	34.367	22.726	33.493	1'50.319	258,4	16:27'33.440
12	23.772	35.160	22.978	33.308	1'55.218	263,4	16:31'20.380	7	19.770	34.277	22.628	<b>33.285</b>	1'49.960	262,8	16:29'23.400
13	19.839	33.533	22.598	33.271	1'49.241	259,0	16:33'09.621	8	20.656	38.247	23.079	33.780	1'55.762	260,9	16:31'19.162
14	19.711	33.611	22.479	33.009	1'48.810	259,6	16:34'58.431	9	19.827	34.212	22.660	33.681	1'50.380	257,8	16:33'09.542
15	19.510	33.577	22.526	33.173	1'48.786	262,8	16:36'47.217	10	19.998	<b>34.208</b>	22.667	33.503	1'50.376	259,6	16:34'59.918
16	19.689	33.798	22.500	32.945	1'48.932	262,8	16:38'36.149	11	19.617	34.218	22.719	33.510	1'50.064	260,9	16:36'49.982
17	19.622	34.099	23.144	46.386	2'03.251P	264,1	16:40'39.400	12	19.598	34.211	23.026	34.207	1'51.042	261,5	16:38'41.024
18	1'59.048	34.563	22.911	40.037	3'36.559P	155,8	16:44'15.959	13	19.973	34.623	22.712	33.904	1'51.212	256,5	16:40'32.236
19	19.628	<b>33.497</b>	22.475	<b>32.739</b>	<b>1'48.339</b>	<b>267,3</b>	16:46'04.298	14	19.926	35.593	23.079	33.568	1'52.166	261,5	16:42'24.402
								15	19.516	34.294	<b>22.567</b>	33.425	1'49.802	260,2	16:44'14.204
								16	<b>19.508</b>	34.273	22.599	33.353	<b>1'49.733</b>	<b>268,0</b>	16:46'03.937

#### 32° 69 E. MONTERO HUERTA (1'49.041)

Lap	Seg.1	Seg.2	Seg.3	Seg.4	Lap Time	km/h	Local Time
1		35.243	23.847	36.615		170,1	16:02'01.363
2	20.215	34.940	23.189	34.732	1'53.076	250,0	16:03'54.439
3	20.064	34.215	24.380	50.624	2'09.283P	<b>268,7</b>	16:06'03.722
4	1'52.137	43.651	23.201	34.035	3'33.024P	84,3	16:09'36.746
5	19.763	34.097	22.642	36.822	1'53.324	257,8	16:11'30.070
6	19.872	34.289	22.738	33.582	1'50.481	259,0	16:13'20.551
7	19.839	34.173	22.674	33.092	1'49.778	259,0	16:15'10.329
8	19.728	34.088	22.775	33.128	1'49.719	260,2	16:17'00.048
9	20.199	38.071	23.115	47.166	2'08.551P	254,7	16:19'08.599
10	3'38.762	35.032	22.847	33.379	5'10.020P	127,7	16:24'18.619
11	20.033	34.146	22.619	33.679	1'50.477	255,3	16:26'09.096
12	20.168	34.167	22.743	33.386	1'50.464	256,5	16:27'59.560
13	19.863	34.061	22.683	33.354	1'49.961	253,5	16:29'49.521
14	19.770	33.925	22.817	33.399	1'49.911	254,1	16:31'39.432
15	20.813	36.904	22.989	46.825	2'07.531P	254,1	16:33'46.963
16	4'30.774	36.089	22.891	33.357	6'03.111P	150,4	16:39'50.074
17	19.766	33.925	22.758	33.417	1'49.866	258,4	16:41'39.940
18	21.173	40.530	<b>22.576</b>	33.146	1'57.425	255,3	16:43'37.365
19	<b>19.535</b>	<b>33.838</b>	22.600	<b>33.068</b>	<b>1'49.041</b>	262,8	16:45'26.406

#### 35° 92 B. VAN EERDE (1'50.252)

Lap	Seg.1	Seg.2	Seg.3	Seg.4	Lap Time	km/h	Local Time
1		35.217	23.072	33.796		174,8	16:02'31.046
2	20.474	34.951	22.933	33.997	1'52.355	256,5	16:04'23.401
3	20.632	34.739	22.962	34.084	1'52.417	258,4	16:06'15.818
4	20.631	35.599	23.142	33.807	1'53.179	259,6	16:08'08.997
5	20.323	35.991	23.208	46.851	2'06.373P	257,1	16:10'15.370
6	4'20.319	35.009	23.000	33.578	5'51.906P	162,9	16:16'07.276
7	20.195	34.233	22.816	<b>33.378</b>	1'50.622	<b>260,2</b>	16:17'57.898
8	<b>19.880</b>	34.714	22.870	37.168	1'54.632	258,4	16:19'52.530
9	20.005	34.335	22.749	33.424	1'50.513	257,1	16:21'43.043
10	20.584	34.787	23.010	33.991	1'52.372	257,1	16:23'35.415
11	20.901	36.120	22.932	34.923	1'54.876	257,8	16:25'30.291
12	20.807	36.157	23.227	46.226	2'06.417P	259,0	16:27'36.708
13	3'15.833	35.051	23.036	34.022	4'47.942P	151,9	16:32'24.650
14	20.296	<b>34.093</b>	22.758	33.533	1'50.680	256,5	16:34'15.330
15	19.939	34.117	<b>22.669</b>	33.527	<b>1'50.252</b>	257,8	16:36'05.582
16	20.441	35.673	26.182	48.774	2'11.070P	255,9	16:38'16.652

#### 33° 45 S. KAWASAKI (1'49.451)

Lap	Seg.1	Seg.2	Seg.3	Seg.4	Lap Time	km/h	Local Time
1		34.835	22.944	35.044		186,9	16:02'02.119
2	20.087	34.646	23.128	34.113	1'51.974	268,0	16:03'54.093
3	19.865	34.387	23.704	33.642	1'51.598	254,7	16:05'45.691
4	20.149	34.289	23.389	36.832	1'54.659	267,3	16:07'40.350
5	19.665	34.405	<b>22.656</b>	33.490	1'50.216	266,0	16:09'30.566
6	19.696	34.033	22.917	33.439	1'50.085	266,7	16:11'20.651
7	<b>19.383</b>	34.012	23.078	33.316	1'49.789	<b>271,4</b>	16:13'10.440
8	23.005	36.154	23.063	36.237	1'58.459	266,0	16:15'08.899
9	19.981	34.632	23.891	34.339	1'52.843	262,1	16:17'01.742
10	20.342	35.059	23.250	50.580	2'09.231P	257,8	16:19'10.973
11	7'30.097	34.810	22.957	33.300	9'01.164P	118,6	16:28'12.137
12	19.684	34.280	22.863	33.039	1'49.866	266,0	16:30'02.003
13	19.850	34.218	22.833	<b>32.824</b>	1'49.725	257,8	16:31'51.728
14	19.748	33.983	22.794	33.326	1'49.851	260,2	16:33'41.579
15	23.719	36.693	22.956	33.564	1'56.932	255,9	16:35'38.511
16	20.024	34.633	22.947	33.684	1'51.288	259,0	16:37'29.799
17	19.846	34.485	22.907	33.515	1'50.753	258,4	16:39'20.552
18	19.888	34.275	23.060	33.347	1'50.570	260,2	16:41'11.122
19	20.203	34.472	23.145	34.937	1'52.757	258,4	16:43'03.879
20	19.828	34.242	23.026	33.018	1'50.114	259,6	16:44'53.993
21	19.543	<b>33.912</b>	22.848	33.148	<b>1'49.451</b>	265,4	16:46'43.444

#### 36° 44 B. SAHIN (1'50.447)

Lap	Seg.1	Seg.2	Seg.3	Seg.4	Lap Time	km/h	Local Time
1		35.392	23.676	35.403		180,0	16:01'59.780
2	20.312	35.118	23.195	34.198	1'52.823	257,8	16:03'52.603
3	20.506	36.489	23.836	35.038	2'05.546	156,7	16:32'58.149
4	20.341	34.473	23.239	34.032	1'52.085	257,1	16:34'50.234
5	20.194	34.235	23.112	34.065	1'51.606	259,6	16:36'41.840
6	20.591	34.285	23.142	33.868	1'51.886	253,5	16:38'33.726
7	20.131	34.422	23.087	33.892	1'51.532	262,1	16:40'25.258
8	20.040	34.307	23.035	<b>33.534</b>	1'50.916	261,5	16:42'16.174
9	<b>19.741</b>	34.170	<b>22.983</b>	33.553	<b>1'50.447</b>	261,5	16:44'06.621
10	19.891	<b>34.126</b>	23.215	33.765	1'50.997	262,1	16:45'57.618

#### 34° 50 O. VOSTATEK (1'49.733)

Lap	Seg.1	Seg.2	Seg.3	Seg.4	Lap Time	km/h	Local Time
1		38.526	24.100	34.365		179,4	16:09'58.935
2	21.010	36.197	23.126	33.807	1'54.140	257,1	16:11'53.075
3	20.248	35.253	23.243	49.930	2'08.674P	261,5	16:14'01.749

17/09/2021

P = Pits In/Out - C = Lap Time Cancelled

These data/results cannot be reproduced, stored and/or transmitted in whole or in part by any manner of electronic, mechanical, photocopying, recording, broadcasting or otherwise now known or herein after developed without the previous express consent by the copyright owner, except for reproduction in daily press and regular printed publications on sale to the public within 60 days of the event related to those data/results and always provided that copyright symbol appears together as follows below.

© DORNA WSBK ORGANIZATION Srl 2021

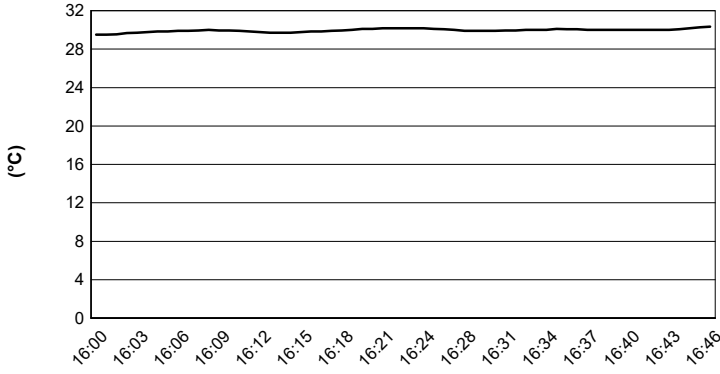
## Hyundai N Catalunya Round, 17-19 September 2021

### Weather Report Free Practice 2nd Session

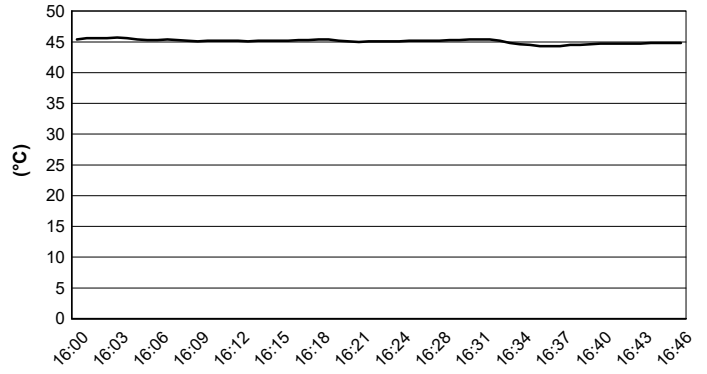
Session started 16:00 - Session ended 16:47

Circuit de Barcelona 4.657 m

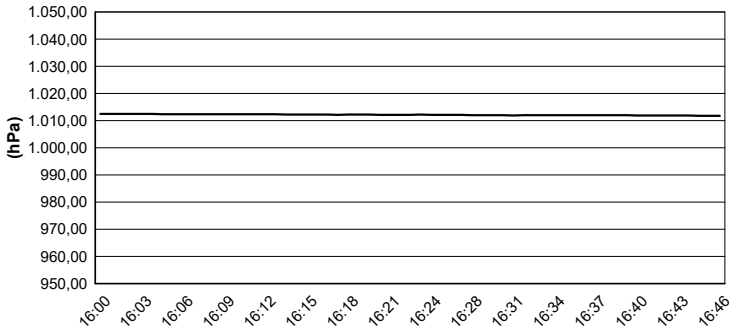
#### Air Temperature



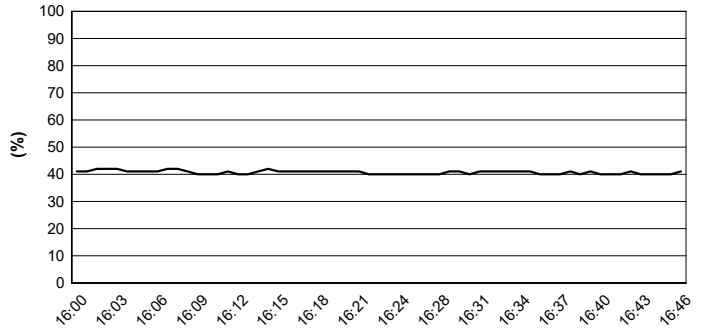
#### Track Temperature



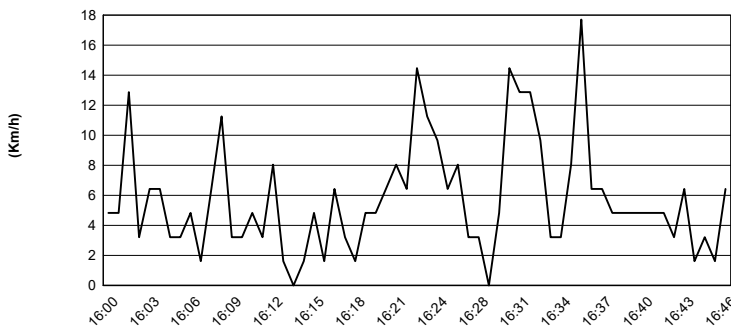
#### Air Pressure



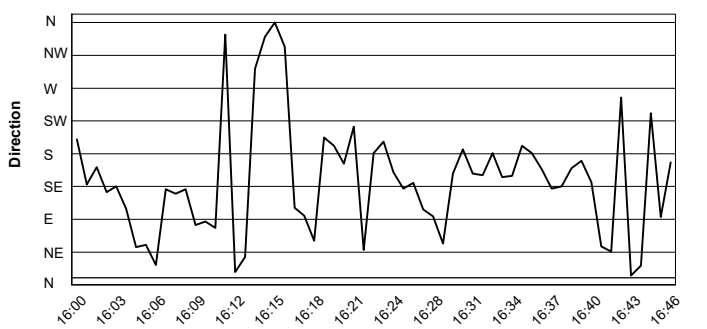
#### Humidity



#### Wind Speed



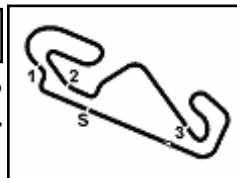
#### Wind Direction



17/09/2021

These data/results cannot be reproduced, stored and/or transmitted in whole or in part by any manner of electronic, mechanical, photocopying, recording, broadcasting or otherwise now known or herein after developed without the previous express consent by the copyright owner, except for reproduction in daily press and regular printed publications on sale to the public within 60 days of the event related to those data/results and always provided that copyright symbol appears together as follows below.

© DORNA WSBK ORGANIZATION Srl 2021



## Hyundai N Catalunya Round, 17-19 September 2021

### Best Laps & Speeds

Circuit de Barcelona 4.657 m

1 / 2

No.	Rider Bike	Nat	Best Lap		FP1		FP2												
			LL	SPD	LL	SPD	LL	SPD											
1	3 R. DE ROSA Kawasaki ZX-6R	ITA	<b>1'45.620</b>	28 277,6	1'45.950	17 270,0	<b>1'45.620</b>	11 <b>277,6</b>											
2	21 R. KRUMMENACHER Yamaha YZF R6	SUI	<b>1'45.687</b>	31 272,7	1'45.945	16 <b>272,7</b>	<b>1'45.687</b>	15 270,0											
3	81 M. GONZALEZ Yamaha YZF R6	ESP	<b>1'45.729</b>	41 281,9	1'45.995	20 274,8	<b>1'45.729</b>	21 <b>281,9</b>											
4	4 S. ODENDAAL Yamaha YZF R6	RSA	<b>1'45.781</b>	31 279,7	1'46.363	15 <b>279,7</b>	<b>1'45.781</b>	16 272,7											
5	5 P. OETTL Kawasaki ZX-6R	GER	<b>1'45.898</b>	35 279,0	<b>1'45.898</b>	18 <b>279,0</b>	1'46.484	17 269,3											
6	66 N. TUULI MV Agusta F3 675	FIN	<b>1'45.974</b>	35 276,9	1'46.418	19 <b>276,9</b>	<b>1'45.974</b>	16 269,3											
7	61 C. ONCU Kawasaki ZX-6R	TUR	<b>1'46.062</b>	34 273,4	<b>1'46.062</b>	18 271,3	1'46.973	16 <b>273,4</b>											
8	52 P. HOBELSBERGER Yamaha YZF R6	GER	<b>1'46.328</b>	28 272,0	1'47.434	15 <b>272,0</b>	<b>1'46.328</b>	13 269,3											
9	30 A. VERDOIA Yamaha YZF R6	FRA	<b>1'46.430</b>	39 271,3	<b>1'46.430</b>	21 270,6	1'46.535	18 <b>271,3</b>											
10	94 F. CARICASULO Yamaha YZF R6	ITA	<b>1'46.568</b>	29 275,5	<b>1'46.568</b>	16 <b>275,5</b>	1'46.753	13 266,6											
11	71 C. BERGMAN Yamaha YZF R6	SWE	<b>1'46.599</b>	37 274,8	1'46.606	19 <b>274,8</b>	<b>1'46.599</b>	18 272,7											
12	56 P. SEBESTYEN Yamaha YZF R6	HUN	<b>1'46.712</b>	36 278,3	1'47.096	18 <b>278,3</b>	<b>1'46.712</b>	18 269,3											
13	38 H. SOOMER Yamaha YZF R6	EST	<b>1'46.774</b>	36 275,5	1'47.099	19 <b>275,5</b>	<b>1'46.774</b>	17 272,0											
14	34 K. MANFREDI Yamaha YZF R6	ITA	<b>1'46.820</b>	30 272,7	<b>1'46.820</b>	16 <b>272,7</b>	1'47.287	14 272,0											
15	25 M. BRENNER Yamaha YZF R6	SUI	<b>1'46.828</b>	37 273,4	<b>1'46.828</b>	20 <b>273,4</b>	1'47.508	17 271,3											
16	28 G. VAN STRAALLEN Yamaha YZF R6	NED	<b>1'46.848</b>	40 272,0	1'48.080	20 271,3	<b>1'46.848</b>	20 <b>272,0</b>											
17	40 U. ORRADRE Yamaha YZF R6	ESP	<b>1'46.897</b>	35 278,3	1'47.019	16 <b>278,3</b>	<b>1'46.897</b>	19 270,6											
18	84 M. FABRIZIO Kawasaki ZX-6R	ITA	<b>1'46.920</b>	36 266,6	1'47.148	18 <b>266,6</b>	<b>1'46.920</b>	18 <b>266,6</b>											
19	24 L. TACCINI Kawasaki ZX-6R	ITA	<b>1'47.054</b>	34 272,0	1'47.494	19 <b>272,0</b>	<b>1'47.054</b>	15 271,3											
20	96 D. SANCHIS MARTINEZ Yamaha YZF R6	ESP	<b>1'47.116</b>	30 269,3	1'48.747	13 <b>269,3</b>	<b>1'47.116</b>	17 267,9											
21	70 M. ALCOBA Yamaha YZF R6	ESP	<b>1'47.263</b>	27 273,4	<b>1'47.263</b>	12 <b>273,4</b>	1'47.663	15 271,3											
22	22 F. FULIGNI Yamaha YZF R6	ITA	<b>1'47.344</b>	34 270,0	<b>1'47.344</b>	18 <b>270,0</b>	1'47.597	16 263,4											
23	88 M. PATACCA Yamaha YZF R6	ITA	<b>1'47.377</b>	40 271,3	1'47.632	19 266,6	<b>1'47.377</b>	21 <b>271,3</b>											
24	31 D. VALLE Yamaha YZF R6	ESP	<b>1'47.413</b>	34 274,8	1'47.891	17 273,4	<b>1'47.413</b>	17 <b>274,8</b>											
25	95 V. TAKALA Yamaha YZF R6	FIN	<b>1'47.501</b>	38 275,5	<b>1'47.501</b>	19 <b>275,5</b>	1'47.664	19 272,7											

17/09/2021

These data/results cannot be reproduced, stored and/or transmitted in whole or in part by any manner of electronic, mechanical, photocopying, recording, broadcasting or otherwise now known or herein after developed without the previous express consent by the copyright owner, except for reproduction in daily press and regular printed publications on sale to the public within 60 days of the event related to those data/results and always provided that copyright symbol appears together as follows below.

© DORNA WSBK ORGANIZATION Srl 2021

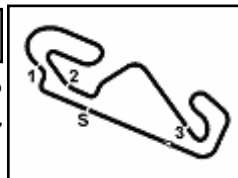
FICR PERUGIA TIMING



Official Tyre Supplier



Official Timekeeper



## Hyundai N Catalunya Round, 17-19 September 2021

### Best Laps & Speeds

No.	Rider Bike	Nat	Best Lap		FP1		FP2							
			LL	SPD	LL	SPD	LL	SPD						
26	<b>9 S. JESPERSEN</b> Yamaha YZF R6	DEN	<b>1'47.539</b> 36 278,3		1'47.989 18 <b>278,3</b>		<b>1'47.539</b> 18 270,6							
27	<b>85 L. ARBEL</b> Yamaha YZF R6	FRA	<b>1'47.572</b> 36 270,0		1'47.572 18 <b>270,0</b>		1'48.339 18 267,3							
28	<b>2 L. MONTELLA</b> Yamaha YZF R6	ITA	<b>1'47.636</b> 29 269,3		1'47.636 18 <b>269,3</b>		1'48.029 11 267,9							
29	<b>42 S. FROSSARD</b> Yamaha YZF R6	SUI	<b>1'47.741</b> 32 272,7		1'48.890 12 264,0		<b>1'47.741</b> 20 <b>272,7</b>							
30	<b>14 L. CAUCHI</b> Yamaha YZF R6	FRA	<b>1'47.832</b> 40 267,3		1'47.832 22 265,3		1'47.927 18 <b>267,3</b>							
31	<b>55 G. HENDRA PRATAMA</b> Yamaha YZF R6	INA	<b>1'48.000</b> 33 272,0		1'48.941 17 <b>272,0</b>		<b>1'48.000</b> 16 271,3							
32	<b>50 O. VOSTATEK</b> Yamaha YZF R6	CZE	<b>1'48.581</b> 25 267,9		1'48.581 10 263,4		1'49.733 15 <b>267,9</b>							
33	<b>45 S. KAWASAKI</b> Kawasaki ZX-6R	JPN	<b>1'48.966</b> 39 271,3		1'48.966 19 265,3		1'49.451 20 <b>271,3</b>							
34	<b>69 E. MONTERO HUERTA</b> Yamaha YZF R6	ESP	<b>1'49.041</b> 32 268,6		1'50.850 14 251,7		<b>1'49.041</b> 18 <b>268,6</b>							
35	<b>92 B. VAN EERDE</b> Yamaha YZF R6	AUS	<b>1'50.184</b> 30 266,6		1'50.184 15 <b>266,6</b>		1'50.252 15 260,2							
36	<b>44 B. SAHIN</b> Yamaha YZF R6	SUI	<b>1'50.320</b> 20 263,4		1'50.320 11 <b>263,4</b>		1'50.447 9 <b>263,4</b>							

17/09/2021

These data/results cannot be reproduced, stored and/or transmitted in whole or in part by any manner of electronic, mechanical, photocopying, recording, broadcasting or otherwise now known or herein after developed without the previous express consent by the copyright owner, except for reproduction in daily press and regular printed publications on sale to the public within 60 days of the event related to those data/results and always provided that copyright symbol appears together as follows below.

© DORNA WSBK ORGANIZATION Srl 2021

FICR PERUGIA TIMING



Official Tyre Supplier



Official Timekeeper