

Hyundai N Catalunya Round, 17-19 September 2021

Results Tissot Superpole

Circuit de Barcelona 4.657 m

1 / 2

No.	Rider	Nat	Team	Bike	Class	Time	Gap	Rel.	Laps	Speed	
										Avg	Max
1	81 M. GONZALEZ	ESP	Yamaha ParkinGo Team	Yamaha YZF R6		1'44.593			8	160,290	279,8
2	21 R. KRUMMENACHER	SUI	CM Racing	Yamaha YZF R6		1'44.749	0.156	0.156	8	160,051	277,6
3	66 N. TUULI	FIN	MV Agusta Corse Clienti	MV Agusta F3 675		1'44.782	0.189	0.033	8	160,001	272,7
4	3 R. DE ROSA	ITA	Orelac Racing VerdNatura	Kawasaki ZX-6R		1'44.867	0.274	0.085	8	159,871	274,8
5	5 P. OETTL	GER	Kawasaki Puccetti Racing	Kawasaki ZX-6R		1'45.048	0.455	0.181	8	159,596	279,1
6	4 S. ODENDAAL	RSA	Evan Bros. WorldSSP Yamaha Team	Yamaha YZF R6		1'45.108	0.515	0.060	8	159,505	276,9
7	22 F. FULIGNI	ITA	VFT Racing	Yamaha YZF R6		1'45.156	0.563	0.048	8	159,432	279,1
8	38 H. SOOMER	EST	Kallio Racing	Yamaha YZF R6		1'45.241	0.648	0.085	9	159,303	280,5
9	94 F. CARICASULO	ITA	Biblion Iberica Yamaha Motocrossing	Yamaha YZF R6		1'45.334	0.741	0.093	5	159,162	279,8
10	61 C. ONCU	TUR	Kawasaki Puccetti Racing	Kawasaki ZX-6R		1'45.375	0.782	0.041	7	159,100	274,8
11	52 P. HOBELSBERGER	GER	Bonovo MGM Racing	Yamaha YZF R6		1'45.376	0.783	0.001	8	159,099	275,5
12	28 G. VAN STRAALEN	NED	EAB Racing Team	Yamaha YZF R6		1'45.384	0.791	0.008	9	159,087	276,2
13	30 A. VERDOIA	FRA	GMT94 Yamaha	Yamaha YZF R6		1'45.449	0.856	0.065	10	158,989	274,8
14	40 U. ORRADRE	ESP	Yamaha MS Racing	Yamaha YZF R6		1'45.586	0.993	0.137	8	158,782	277,6
15	56 P. SEBESTYEN	HUN	Evan Bros. WorldSSP Yamaha Team	Yamaha YZF R6		1'45.635	1.042	0.049	8	158,709	272,7
16	34 K. MANFREDI	ITA	Altoago Racing Team	Yamaha YZF R6		1'45.703	1.110	0.068	9	158,607	279,1
17	25 M. BRENNER	SUI	VFT Racing	Yamaha YZF R6		1'45.838	1.245	0.135	9	158,404	274,1
18	71 C. BERGMAN	SWE	Wojcik Racing Team	Yamaha YZF R6		1'45.883	1.290	0.045	10	158,337	274,8
19	84 M. FABRIZIO	ITA	G.A.P. MOTOZOO Racing by Puccetti	Kawasaki ZX-6R		1'46.040	1.447	0.157	8	158,103	274,1
20	31 D. VALLE	ESP	Yamaha MS Racing	Yamaha YZF R6		1'46.050	1.457	0.010	8	158,088	274,1
21	70 M. ALCOBA	ESP	Yamaha MS Racing	Yamaha YZF R6		1'46.199	1.606	0.149	8	157,866	276,9
22	96 D. SANCHIS MARTINEZ	ESP	WRP Wepol Racing	Yamaha YZF R6		1'46.244	1.651	0.045	9	157,799	271,4
23	9 S. JESPERSEN	DEN	Ten Kate Racing Yamaha	Yamaha YZF R6		1'46.257	1.664	0.013	8	157,780	274,1
24	88 M. PATACCA	ITA	Biblion Iberica Yamaha Motocrossing	Yamaha YZF R6		1'46.374	1.781	0.117	8	157,606	270,0
25	85 L. ARBEL	FRA	Andotrans Team Torrento	Yamaha YZF R6		1'46.403	1.810	0.029	8	157,563	274,8
26	95 V. TAKALA	FIN	Kallio Racing	Yamaha YZF R6		1'46.427	1.834	0.024	8	157,528	272,7
27	24 L. TACCINI	ITA	Orelac Racing VerdNatura	Kawasaki ZX-6R		1'46.662	2.069	0.235	8	157,181	274,1
28	55 G. HENDRA PRATAMA	INA	Ten Kate Racing Yamaha	Yamaha YZF R6		1'46.930	2.337	0.268	8	156,787	281,3
29	14 L. CAUCHI	FRA	GMT94 Yamaha	Yamaha YZF R6		1'46.995	2.402	0.065	10	156,691	274,1
30	42 S. FROSSARD	SUI	Moto Team Jura Vitesse	Yamaha YZF R6		1'46.997	2.404	0.002	9	156,689	275,5
31	50 O. VOSTATEK	CZE	IXS-YART Yamaha	Yamaha YZF R6		1'47.253	2.660	0.256	8	156,315	276,9
32	2 L. MONTELLA	ITA	Chiodo Moto Racing	Yamaha YZF R6		1'47.418	2.825	0.165	8	156,074	273,4
33	69 E. MONTERO HUERTA	ESP	DK Motorsport	Yamaha YZF R6		1'47.796	3.203	0.378	9	155,527	272,0
34	45 S. KAWASAKI	JPN	G.A.P. MOTOZOO Racing by Puccetti	Kawasaki ZX-6R		1'48.019	3.426	0.223	8	155,206	277,6
35	92 B. VAN EERDE	AUS	IXS-YART Yamaha	Yamaha YZF R6		1'48.134	3.541	0.115	8	155,041	273,4
36	44 B. SAHIN	SUI	Altoago Racing Team	Yamaha YZF R6		1'49.681	5.088	1.547	9	152,854	271,4

Qualifying Lap Time (107% of 1'44.593): 1'51.916

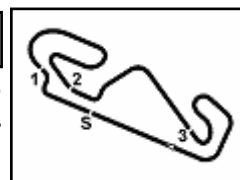
* WorldSSP Challenge

AIR	Humidity:	71%	Temp:	21°C
TRACK	Condition:	Dry	Temp:	25°C

Start 18/09/2021 10:25 End 10:47 The results are provisional until the end of the time limit for protests and appeals and the completion of the technical checks.

These data/results cannot be reproduced, stored and/or transmitted in whole or in part by any manner of electronic, mechanical, photocopying, recording, broadcasting or otherwise now known or herein after developed without the previous express consent by the copyright owner, except for reproduction in daily press and regular printed publications on sale to the public within 60 days of the event related to those data/results and always provided that copyright symbol appears together as follows below.

© DORNA WSBK ORGANIZATION Srl 2021



Hyundai N Catalunya Round, 17-19 September 2021

Results Tissot Superpole

Circuit de Barcelona 4.657 m

2 / 2

Session Highlights

Local Time	No. Rider	Description
10.25.00		Start
10.26.12	2 L. MONTELLA	On the Gravel - Re-Joined - Turn 5
10.28.14	2 L. MONTELLA	On the Gravel - Re-Joined - Turn 5
10.32.44	31 D. VALLE	Lap Cancelled (1'50.508) - Exceeded Track Limits - Turn 14
10.33.50	94 F. CARICASULO	Crashed - Turn 10
10.34.04	56 P. SEBESTYEN	Lap Cancelled (1'47.052) - Exceeded Track Limits - Turn 14
10.38.32	9 S. JESPERSEN	Current Lap Cancelled - Exceeded Track Limits
10.44.35	52 P. HOBELSBERGER	Lap Cancelled (1'44.984) - Exceeded Track Limits - Turn 14
10.47.43		End Of Session

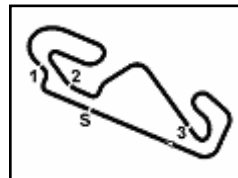
Fastest Laps Sequence

No.	Rider	Nat	Team	Bike	Local Time	Time	Gap	Avg
81	M. GONZALEZ	ESP	Yamaha ParkinGo Team	Yamaha YZF R6	10:28'35.019	1'45.545		158,844
5	P. OETTL	GER	Kawasaki Puccetti Racing	Kawasaki ZX-6R	10:28'54.924	1'45.085	-0.460	159,539
81	M. GONZALEZ	ESP	Yamaha ParkinGo Team	Yamaha YZF R6	10:30'20.023	1'45.004	-0.081	159,662
3	R. DE ROSA	ITA	Orelac Racing VerdNatura	Kawasaki ZX-6R	10:41'27.067	1'44.999	-0.005	159,670
21	R. KRUMMENACHER	SUI	CM Racing	Yamaha YZF R6	10:41'31.575	1'44.749	-0.250	160,051
81	M. GONZALEZ	ESP	Yamaha ParkinGo Team	Yamaha YZF R6	10:43'19.720	1'44.593	-0.156	160,290

18/09/2021 Start End The results are provisional until the end of the time limit for protests and appeals and the completion of the technical checks.

These data/results cannot be reproduced, stored and/or transmitted in whole or in part by any manner of electronic, mechanical, photocopying, recording, broadcasting or otherwise now known or herein after developed without the previous express consent by the copyright owner, except for reproduction in daily press and regular printed publications on sale to the public within 60 days of the event related to those data/results and always provided that copyright symbol appears together as follows below.

© DORNA WSBK ORGANIZATION Srl 2021



Circuit de Barcelona 4.657 m

Hyundai N Catalunya Round, 17-19 September 2021

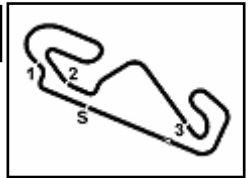
Starting Grid - Race 1 (18 Laps x 4,657 km = 83,826 km)

1	81	GONZALEZ M. Yamaha	1'44.593	2	21	KRUMMENACHER R. Yamaha	1'44.749	3	66	TUULI N. MV Agusta	1'44.782
2	3	DE ROSA R. Kawasaki	1'44.867	5	5	OETTL P. Kawasaki	1'45.048	6	4	ODENDAAL S. Yamaha	1'45.108
3	22	FULIGNI F. Yamaha	1'45.156	8	38	SOOMER H. Yamaha	1'45.241	9	94	CARICASULO F. Yamaha	1'45.334
4	61	ONCU C. Kawasaki	1'45.375	11	52	HOBELSBERGER P. Yamaha	1'45.376	12	28	VAN STRAALEN G. Yamaha	1'45.384
5	30	VERDOIA A. Yamaha	1'45.449	14	40	ORRADRE U. Yamaha	1'45.586	15	56	SEBESTYEN P. Yamaha	1'45.635
6	34	MANFREDI K. Yamaha	1'45.703	17	25	BRENNER M. Yamaha	1'45.838	18	71	BERGMAN C. Yamaha	1'45.883
7	84	FABRIZIO M. Kawasaki	1'46.040	20	31	VALLE D. Yamaha	1'46.050	21	70	ALCOBA M. Yamaha	1'46.199
8	96	SANCHIS MARTINEZ Yamaha	1'46.244	23	9	JESPERSEN S. Yamaha	1'46.257	24	88	PATACCA M. Yamaha	1'46.374
9	85	ARBEL L. Yamaha	1'46.403	26	95	TAKALA V. Yamaha	1'46.427	27	24	TACCINI L. Kawasaki	1'46.662
10	55	HENDRA PRATAMA G Yamaha	1'46.930	29	14	CAUCHI L. Yamaha	1'46.995	30	42	FROSSARD S. Yamaha	1'46.997
11	2	MONTELLA L. Yamaha	1'47.418	32	69	MONTERO HUERTA E Yamaha	1'47.796	33	45	KAWASAKI S. Kawasaki	1'48.019
12	92	VAN EERDE B. Yamaha	1'48.134	35	44	SAHIN B. Yamaha	1'49.681				

N.50 (Vostatek O.) has been disqualified for the race (art.3.2.2)

18/09/2021 The Race Director

These data/results cannot be reproduced, stored and/or transmitted in whole or in part by any manner of electronic, mechanical, photocopying, recording, broadcasting or otherwise now known or herein after developed without the previous express consent by the copyright owner, except for reproduction in daily press and regular printed publications on sale to the public within 60 days of the event related to those data/results and always provided that copyright symbol appears together as follows below. © DORNA WSBK ORGANIZATION Srl 2021



Hyundai N Catalunya Round, 17-19 September 2021

Best Sectors & Speed Tissot Superpole

Circuit de Barcelona 4.657 m

BEST LAP			
1	81 M. GONZALEZ	Yamaha YZF R6	1'44.593
2	21 R. KRUMMENACHER	Yamaha YZF R6	1'44.749
3	66 N. TUULI	MV Agusta F3 675	1'44.782
4	3 R. DE ROSA	Kawasaki ZX-6R	1'44.867
5	5 P. OETTL	Kawasaki ZX-6R	1'45.048
6	4 S. ODENDAAL	Yamaha YZF R6	1'45.108
7	22 F. FULIGNI	Yamaha YZF R6	1'45.156
8	38 H. SOOMER	Yamaha YZF R6	1'45.241
9	94 F. CARICASULO	Yamaha YZF R6	1'45.334
10	61 C. ONCU	Kawasaki ZX-6R	1'45.375
11	52 P. HOBELSBERGER	Yamaha YZF R6	1'45.376
12	28 G. VAN STRAALEN	Yamaha YZF R6	1'45.384
13	30 A. VERDOIA	Yamaha YZF R6	1'45.449
14	40 U. ORRADRE	Yamaha YZF R6	1'45.586
15	56 P. SEBESTYEN	Yamaha YZF R6	1'45.635
16	34 K. MANFREDI	Yamaha YZF R6	1'45.703
17	25 M. BRENNER	Yamaha YZF R6	1'45.838
18	71 C. BERGMAN	Yamaha YZF R6	1'45.883
19	84 M. FABRIZIO	Kawasaki ZX-6R	1'46.040
20	31 D. VALLE	Yamaha YZF R6	1'46.050
21	70 M. ALCOBA	Yamaha YZF R6	1'46.199
22	96 D. SANCHIS MARTINEZ	Yamaha YZF R6	1'46.244
23	9 S. JESPERSEN	Yamaha YZF R6	1'46.257
24	88 M. PATACCA	Yamaha YZF R6	1'46.374
25	85 L. ARBEL	Yamaha YZF R6	1'46.403
26	95 V. TAKALA	Yamaha YZF R6	1'46.427
27	24 L. TACCINI	Kawasaki ZX-6R	1'46.662
28	55 G. HENDRA PRATAMA	Yamaha YZF R6	1'46.930
29	14 L. CAUCHI	Yamaha YZF R6	1'46.995
30	42 S. FROSSARD	Yamaha YZF R6	1'46.997
31	50 O. VOSTATEK	Yamaha YZF R6	1'47.253
32	2 L. MONTELLA	Yamaha YZF R6	1'47.418
33	69 E. MONTERO HUERTA	Yamaha YZF R6	1'47.796
34	45 S. KAWASAKI	Kawasaki ZX-6R	1'48.019
35	92 B. VAN EERDE	Yamaha YZF R6	1'48.134
36	44 B. SAHIN	Yamaha YZF R6	1'49.681

SPEED			
1	55 G. HENDRA PRATAMA	Yamaha YZF R6	281.3
2	38 H. SOOMER	Yamaha YZF R6	280.5
3	94 F. CARICASULO	Yamaha YZF R6	279.8
4	81 M. GONZALEZ	Yamaha YZF R6	279.8
5	5 P. OETTL	Kawasaki ZX-6R	279.1
6	34 K. MANFREDI	Yamaha YZF R6	279.1
7	22 F. FULIGNI	Yamaha YZF R6	279.1
8	21 R. KRUMMENACHER	Yamaha YZF R6	277.6
9	40 U. ORRADRE	Yamaha YZF R6	277.6
10	45 S. KAWASAKI	Kawasaki ZX-6R	277.6
11	50 O. VOSTATEK	Yamaha YZF R6	276.9
12	4 S. ODENDAAL	Yamaha YZF R6	276.9
13	70 M. ALCOBA	Yamaha YZF R6	276.9
14	28 G. VAN STRAALEN	Yamaha YZF R6	276.2
15	42 S. FROSSARD	Yamaha YZF R6	275.5
16	52 P. HOBELSBERGER	Yamaha YZF R6	275.5
17	30 A. VERDOIA	Yamaha YZF R6	274.8
18	71 C. BERGMAN	Yamaha YZF R6	274.8
19	61 C. ONCU	Kawasaki ZX-6R	274.8
20	85 L. ARBEL	Yamaha YZF R6	274.8
21	3 R. DE ROSA	Kawasaki ZX-6R	274.8
22	9 S. JESPERSEN	Yamaha YZF R6	274.1
23	24 L. TACCINI	Kawasaki ZX-6R	274.1
24	31 D. VALLE	Yamaha YZF R6	274.1
25	14 L. CAUCHI	Yamaha YZF R6	274.1
26	25 M. BRENNER	Yamaha YZF R6	274.1
27	84 M. FABRIZIO	Kawasaki ZX-6R	274.1
28	92 B. VAN EERDE	Yamaha YZF R6	273.4
29	2 L. MONTELLA	Yamaha YZF R6	273.4
30	56 P. SEBESTYEN	Yamaha YZF R6	272.7
31	66 N. TUULI	MV Agusta F3 675	272.7
32	95 V. TAKALA	Yamaha YZF R6	272.7
33	69 E. MONTERO HUERTA	Yamaha YZF R6	272.0
34	44 B. SAHIN	Yamaha YZF R6	271.4
35	96 D. SANCHIS MARTINEZ	Yamaha YZF R6	271.4
36	88 M. PATACCA	Yamaha YZF R6	270.0

SEG. 1		
1	5 P. OETTL	18.592
2	81 M. GONZALEZ	18.637
3	28 G. VAN STRAALEN	18.652
4	52 P. HOBELSBERGER	18.688
5	30 A. VERDOIA	18.690
6	38 H. SOOMER	18.697
7	94 F. CARICASULO	18.702
8	3 R. DE ROSA	18.714
9	21 R. KRUMMENACHER	18.715
10	4 S. ODENDAAL	18.741
11	66 N. TUULI	18.760
12	22 F. FULIGNI	18.765
13	61 C. ONCU	18.820
14	95 V. TAKALA	18.858
15	40 U. ORRADRE	18.866
16	34 K. MANFREDI	18.890
17	25 M. BRENNER	18.898
18	50 O. VOSTATEK	18.904
19	31 D. VALLE	18.909
20	70 M. ALCOBA	18.918
21	56 P. SEBESTYEN	18.924
22	71 C. BERGMAN	18.933
23	84 M. FABRIZIO	18.955
24	88 M. PATACCA	18.974
25	9 S. JESPERSEN	18.978
26	96 D. SANCHIS MARTINEZ	18.983
27	85 L. ARBEL	18.995
28	24 L. TACCINI	19.011
29	55 G. HENDRA PRATAMA	19.044
30	42 S. FROSSARD	19.071
31	14 L. CAUCHI	19.098
32	45 S. KAWASAKI	19.196
33	2 L. MONTELLA	19.208
34	69 E. MONTERO HUERTA	19.343
35	92 B. VAN EERDE	19.457
36	44 B. SAHIN	19.489

SEG. 2		
1	81 M. GONZALEZ	32.538
2	66 N. TUULI	32.547
3	21 R. KRUMMENACHER	32.550
4	3 R. DE ROSA	32.555
5	61 C. ONCU	32.650
6	4 S. ODENDAAL	32.652
7	52 P. HOBELSBERGER	32.663
8	22 F. FULIGNI	32.665
9	5 P. OETTL	32.675
10	38 H. SOOMER	32.723
11	94 F. CARICASULO	32.723
12	28 G. VAN STRAALEN	32.736
13	40 U. ORRADRE	32.771
14	31 D. VALLE	32.798
15	34 K. MANFREDI	32.827
16	56 P. SEBESTYEN	32.841
17	30 A. VERDOIA	32.862
18	84 M. FABRIZIO	32.866
19	71 C. BERGMAN	32.875
20	25 M. BRENNER	32.960
21	70 M. ALCOBA	32.999
22	96 D. SANCHIS MARTINEZ	33.023
23	88 M. PATACCA	33.033
24	9 S. JESPERSEN	33.054
25	95 V. TAKALA	33.058
26	85 L. ARBEL	33.063
27	42 S. FROSSARD	33.100
28	24 L. TACCINI	33.137
29	55 G. HENDRA PRATAMA	33.248
30	14 L. CAUCHI	33.262
31	2 L. MONTELLA	33.322
32	50 O. VOSTATEK	33.366
33	45 S. KAWASAKI	33.471
34	69 E. MONTERO HUERTA	33.485
35	92 B. VAN EERDE	33.570
36	44 B. SAHIN	33.846

SEG. 3		
1	81 M. GONZALEZ	21.651
2	52 P. HOBELSBERGER	21.683
3	21 R. KRUMMENACHER	21.696
4	5 P. OETTL	21.737
5	4 S. ODENDAAL	21.740
6	3 R. DE ROSA	21.752
7	66 N. TUULI	21.753
8	30 A. VERDOIA	21.837
9	38 H. SOOMER	21.847
10	40 U. ORRADRE	21.848
11	22 F. FULIGNI	21.863
12	56 P. SEBESTYEN	21.864
13	71 C. BERGMAN	21.865
14	61 C. ONCU	21.882
15	94 F. CARICASULO	21.914
16	9 S. JESPERSEN	21.925
17	28 G. VAN STRAALEN	21.942
18	25 M. BRENNER	21.972
19	34 K. MANFREDI	21.993
20	70 M. ALCOBA	21.999
21	85 L. ARBEL	22.008
22	84 M. FABRIZIO	22.027
23	88 M. PATACCA	22.038
24	55 G. HENDRA PRATAMA	22.041
25	31 D. VALLE	22.054
26	96 D. SANCHIS MARTINEZ	22.087
27	95 V. TAKALA	22.102
28	24 L. TACCINI	22.128
29	42 S. FROSSARD	22.197
30	14 L. CAUCHI	22.212
31	50 O. VOSTATEK	22.222
32	2 L. MONTELLA	22.263
33	69 E. MONTERO HUERTA	22.294
34	92 B. VAN EERDE	22.296
35	45 S. KAWASAKI	22.433
36	44 B. SAHIN	22.831

SEG. 4		
1	3 R. DE ROSA	31.675
2	66 N. TUULI	31.680
3	21 R. KRUMMENACHER	31.734
4	81 M. GONZALEZ	31.766
5	5 P. OETTL	31.809
6	4 S. ODENDAAL	31.857
7	22 F. FULIGNI	31.863
8	28 G. VAN STRAALEN	31.878
9	61 C. ONCU	31.881
10	38 H. SOOMER	31.890
11	52 P. HOBELSBERGER	31.954
12	94 F. CARICASULO	31.955
13	84 M. FABRIZIO	31.970
14	56 P. SEBESTYEN	31.973
15	34 K. MANFREDI	31.975
16	25 M. BRENNER	31.984
17	30 A. VERDOIA	31.990
18	40 U. ORRADRE	32.019
19	70 M. ALCOBA	32.036
20	71 C. BERGMAN	32.051
21	85 L. ARBEL	32.067
22	31 D. VALLE	32.139
23	96 D. SANCHIS MARTINEZ	32.151
24	42 S. FROSSARD	32.192
25	9 S. JESPERSEN	32.260
26	45 S. KAWASAKI	32.266
27	95 V. TAKALA	32.289
28	88 M. PATACCA	32.319
29	14 L. CAUCHI	32.380
30	24 L. TACCINI	32.380
31	50 O. VOSTATEK	32.593
32	2 L. MONTELLA	32.594
33	55 G. HENDRA PRATAMA	32.597
34	69 E. MONTERO HUERTA	32.629
35	92 B. VAN EERDE	32.799
36	44 B. SAHIN	33.296

18/09/2021

These data/results cannot be reproduced, stored and/or transmitted in whole or in part by any manner of electronic, mechanical, photocopying, recording, broadcasting or otherwise now known or herein after developed without the previous express consent by the copyright owner, except for reproduction in daily press and regular printed publications on sale to the public within 60 days of the event related to those data/results and always provided that copyright symbol appears together as follows below.

© DORNA WSBK ORGANIZATION Srl 2021

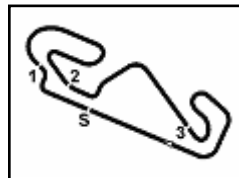
FICR PERUGIA TIMING



Official Tyre Supplier



Official Timekeeper



Hyundai N Catalunya Round, 17-19 September 2021

Ideal Times Tissot Superpole

Circuit de Barcelona 4.657 m
1 / 2

No.	Rider	Nat	Bike	Seg. 1 Diff. 1	Seg. 2 Diff. 2	Seg. 3 Diff. 3	Seg. 4 Diff. 4	Ideal Time Best Lap	Pos.	Diff.
1	81 M. GONZALEZ	ESP	Yamaha YZF R6	18.637	32.538	21.651 +0.001	31.766	1'44.592 1'44.593	1	0.001
2	21 R. KRUMMENACHER	SUI	Yamaha YZF R6	18.715	32.550	21.696 +0.001	31.734 +0.053	1'44.695 1'44.749	2	0.054
3	3 R. DE ROSA	ITA	Kawasaki ZX-6R	18.714 +0.114	32.555 +0.021	21.752 +0.036	31.675	1'44.696 1'44.867	4	0.171
4	66 N. TUULI	FIN	MV Agusta F3 675	18.760 +0.042	32.547	21.753	31.680	1'44.740 1'44.782	3	0.042
5	5 P. OETTL	GER	Kawasaki ZX-6R	18.592	32.675 +0.073	21.737	31.809 +0.162	1'44.813 1'45.048	5	0.235
6	52 P. HOBELSBERGER	GER	Yamaha YZF R6	18.688 +0.069	32.663 +0.117	21.683 +0.202	31.954	1'44.988 1'45.376	11	0.388
7	4 S. ODENDAAL	RSA	Yamaha YZF R6	18.741	32.652 +0.069	21.740	31.857 +0.049	1'44.990 1'45.108	6	0.118
8	22 F. FULIGNI	ITA	Yamaha YZF R6	18.765	32.665	21.863	31.863	1'45.156 1'45.156	7	
9	38 H. SOOMER	EST	Yamaha YZF R6	18.697	32.723	21.847	31.890 +0.084	1'45.157 1'45.241	8	0.084
10	28 G. VAN STRAALEN	NED	Yamaha YZF R6	18.652	32.736 +0.102	21.942 +0.042	31.878 +0.032	1'45.208 1'45.384	12	0.176
11	61 C. ONCU	TUR	Kawasaki ZX-6R	18.820	32.650	21.882	31.881 +0.142	1'45.233 1'45.375	10	0.142
12	94 F. CARICASULO	ITA	Yamaha YZF R6	18.702	32.723	21.914 +0.040	31.955	1'45.294 1'45.334	9	0.040
13	30 A. VERDOIA	FRA	Yamaha YZF R6	18.690 +0.041	32.862	21.837 +0.029	31.990	1'45.379 1'45.449	13	0.070
14	40 U. ORRADRE	ESP	Yamaha YZF R6	18.866 +0.006	32.771 +0.076	21.848	32.019	1'45.504 1'45.586	14	0.082
15	56 P. SEBESTYEN	HUN	Yamaha YZF R6	18.924 +0.033	32.841	21.864	31.973	1'45.602 1'45.635	15	0.033
16	34 K. MANFREDI	ITA	Yamaha YZF R6	18.890 +0.018	32.827	21.993	31.975	1'45.685 1'45.703	16	0.018
17	71 C. BERGMAN	SWE	Yamaha YZF R6	18.933 +0.102	32.875 +0.034	21.865 +0.023	32.051	1'45.724 1'45.883	18	0.159
18	25 M. BRENNER	SUI	Yamaha YZF R6	18.898	32.960 +0.015	21.972	31.984 +0.009	1'45.814 1'45.838	17	0.024
19	84 M. FABRIZIO	ITA	Kawasaki ZX-6R	18.955	32.866	22.027	31.970 +0.222	1'45.818 1'46.040	19	0.222
20	31 D. VALLE	ESP	Yamaha YZF R6	18.909 +0.065	32.798 +0.049	22.054	32.139 +0.036	1'45.900 1'46.050	20	0.150
21	70 M. ALCOBA	ESP	Yamaha YZF R6	18.918 +0.032	32.999 +0.077	21.999 +0.028	32.036 +0.110	1'45.952 1'46.199	21	0.247
22	85 L. ARBEL	FRA	Yamaha YZF R6	18.995	33.063 +0.043	22.008 +0.026	32.067 +0.201	1'46.133 1'46.403	25	0.270
23	9 S. JESPERSEN	DEN	Yamaha YZF R6	18.978 +0.019	33.054	21.925 +0.019	32.260 +0.002	1'46.217 1'46.257	23	0.040
24	96 D. SANCHIS MARTINE	ESP	Yamaha YZF R6	18.983	33.023	22.087	32.151	1'46.244 1'46.244	22	
25	95 V. TAKALA	FIN	Yamaha YZF R6	18.858 +0.120	33.058	22.102	32.289	1'46.307 1'46.427	26	0.120
26	88 M. PATACCA	ITA	Yamaha YZF R6	18.974	33.033 +0.010	22.038	32.319	1'46.364 1'46.374	24	0.010
27	42 S. FROSSARD	SUI	Yamaha YZF R6	19.071 +0.238	33.100 +0.017	22.197 +0.182	32.192	1'46.560 1'46.997	30	0.437
28	24 L. TACCINI	ITA	Kawasaki ZX-6R	19.011	33.137 +0.006	22.128	32.380	1'46.656 1'46.662	27	0.006
29	55 G. HENDRA PRATAMA	INA	Yamaha YZF R6	19.044	33.248	22.041	32.597	1'46.930 1'46.930	28	
30	14 L. CAUCHI	FRA	Yamaha YZF R6	19.098 +0.043	33.262	22.212	32.380	1'46.952 1'46.995	29	0.043
31	50 O. VOSTATEK	CZE	Yamaha YZF R6	18.904	33.366 +0.102	22.222	32.593 +0.066	1'47.085 1'47.253	31	0.168
32	45 S. KAWASAKI	JPN	Kawasaki ZX-6R	19.196 +0.253	33.471 +0.084	22.433 +0.020	32.266 +0.296	1'47.366 1'48.019	34	0.653
33	2 L. MONTELLA	ITA	Yamaha YZF R6	19.208	33.322 +0.031	22.263	32.594	1'47.387 1'47.418	32	0.031

18/09/2021

These data/results cannot be reproduced, stored and/or transmitted in whole or in part by any manner of electronic, mechanical, photocopying, recording, broadcasting or otherwise now known or herein after developed without the previous express consent by the copyright owner, except for reproduction in daily press and regular printed publications on sale to the public within 60 days of the event related to those data/results and always provided that copyright symbol appears together as follows below.

© DORNA WSBK ORGANIZATION Srl 2021

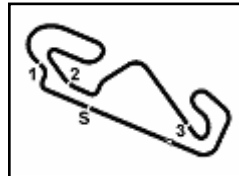
FICR PERUGIA TIMING



Official Tyre Supplier



Official Timekeeper



Hyundai N Catalunya Round, 17-19 September 2021

Ideal Times Tissot Superpole

Circuit de Barcelona 4.657 m

2 / 2

No.	Rider	Nat	Bike	Seg. 1	Seg. 2	Seg. 3	Seg. 4	Ideal Time		
				Diff. 1	Diff. 2	Diff. 3	Diff. 4	Best Lap	Pos.	Diff.
34	69 E. MONTERO HUERTA	ESP	Yamaha YZF R6	19.343 +0.001	33.485	22.294 +0.044	32.629	1'47.751		
35	92 B. VAN EERDE	AUS	Yamaha YZF R6	19.457	33.570	22.296 +0.012	32.799	1'48.122	33	0.045
36	44 B. SAHIN	SUI	Yamaha YZF R6	19.489 +0.163	33.846 +0.003	22.831	33.296 +0.053	1'49.462	35	0.012
Overall Ideal Time				18.592	32.538	21.651	31.675	1'44.456	36	0.219

18/09/2021

These data/results cannot be reproduced, stored and/or transmitted in whole or in part by any manner of electronic, mechanical, photocopying, recording, broadcasting or otherwise now known or herein after developed without the previous express consent by the copyright owner, except for reproduction in daily press and regular printed publications on sale to the public within 60 days of the event related to those data/results and always provided that copyright symbol appears together as follows below.

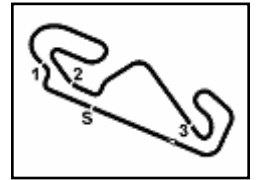
© DORNA WSBK ORGANIZATION Srl 2021

FKR PERUGIA TIMING


Official Tyre Supplier



Official Timekeeper



Hyundai N Catalunya Round, 17-19 September 2021

Chronological Analysis Tissot Superpole

Circuit de Barcelona 4.657 m

1 / 4

1° 81 M. GONZALEZ (1'44.593)							
Lap	Seg.1	Seg.2	Seg.3	Seg.4	Lap Time	km/h	Local Time
1		33.204	22.048	32.356	192,2	10:26'49.474	
2	19.037	32.666	21.850	31.992	1'45.545	270,7	10:28'35.019
3	18.752	32.591	21.773	31.888	1'45.004	270,7	10:30'20.023
4	18.753	32.763	21.809	31.922	1'45.247	270,7	10:32'05.270
5	18.765	32.698	21.742	45.702	1'58.907P	270,0	10:34'04.177
6	4'01.458	37.567	26.500	39.389	5'44.914P	118,8	10:39'49.091
7	18.762	32.612	21.651	33.011	1'46.036	279,8	10:41'35.127
8	18.637	32.538	21.652	31.766	1'44.593	277,6	10:43'19.720
9	18.691	32.686	21.860	32.064	1'45.301	274,1	10:45'05.021

1		33.963	22.336	32.316		196,4	10:27'49.942
2	19.023	32.939	22.171	32.101	1'46.234	272,0	10:29'36.176
3	19.018	32.780	21.897	32.038	1'45.733	272,7	10:31'21.909
4	18.874	32.751	22.147	32.154	1'45.926	272,0	10:33'07.835
5	20.395	33.914	22.796	45.811	2'02.916P	260,2	10:35'10.751
6	4'29.212	36.868	22.554	36.265	6'04.899P	135,0	10:41'15.650
7	18.773	32.652	21.910	31.857	1'45.192	274,1	10:43'00.842
8	18.997	37.324	23.327	32.600	1'52.248	273,4	10:44'53.090
9	18.741	32.721	21.740	31.906	1'45.108	276,9	10:46'38.198

2° 21 R. KRUMMENACHER (1'44.749)							
Lap	Seg.1	Seg.2	Seg.3	Seg.4	Lap Time	km/h	Local Time
1		35.326	25.520	39.312	171,7	10:27'08.049	
2	18.821	32.816	21.864	32.426	1'45.927	273,4	10:28'53.976
3	18.960	32.912	21.876	31.969	1'45.717	276,2	10:30'39.693
4	21.863	41.240	22.769	46.040	2'11.912P	277,6	10:32'51.605
5	3'40.136	35.279	22.375	32.413	5'10.203P	153,4	10:38'01.808
6	18.916	32.574	21.794	31.734	1'45.018	271,4	10:39'46.826
7	18.715	32.550	21.697	31.787	1'44.749	272,0	10:41'31.575
8	21.690	35.021	22.187	32.673	1'51.571	272,7	10:43'23.146
9	18.833	32.727	21.696	31.820	1'45.076	274,1	10:45'08.222

7° 22 F. FULIGNI (1'45.156)							
Lap	Seg.1	Seg.2	Seg.3	Seg.4	Lap Time	km/h	Local Time
1		34.173	22.516	32.978		172,5	10:27'23.434
2	19.194	32.916	22.103	32.058	1'46.271	275,5	10:29'09.705
3	18.920	32.732	21.924	31.991	1'45.567	274,8	10:30'55.272
4	18.938	32.706	21.915	32.149	1'45.708	272,7	10:32'40.980
5	18.921	32.873	22.314	46.120	2'00.228P	272,0	10:34'41.208
6	3'48.071	33.555	22.330	32.471	5'16.427P	176,5	10:39'57.635
7	18.765	32.665	21.863	31.863	1'45.156	279,1	10:41'42.791
8	18.806	32.958	22.673	32.695	1'47.132	272,0	10:43'29.923
9	18.868	32.800	22.023	32.123	1'45.814	270,7	10:45'15.737

3° 66 N. TUULI (1'44.782)							
Lap	Seg.1	Seg.2	Seg.3	Seg.4	Lap Time	km/h	Local Time
1		34.353	22.468	32.226	176,8	10:27'23.208	
2	19.162	32.918	22.089	31.900	1'46.069	270,0	10:29'09.277
3	18.872	32.698	22.043	31.812	1'45.425	271,4	10:30'54.702
4	18.875	32.682	21.786	31.735	1'45.078	272,0	10:32'39.780
5	19.016	33.280	23.524	46.145	2'01.965P	272,7	10:34'41.745
6	3'47.175	33.634	22.176	31.862	5'14.847P	163,1	10:39'56.592
7	18.802	32.547	21.753	31.680	1'44.782	271,4	10:41'41.374
8	18.816	32.613	21.899	31.844	1'45.172	270,7	10:43'26.546
9	18.760	32.654	21.826	31.735	1'44.975	272,0	10:45'11.521

8° 38 H. SOOMER (1'45.241)							
Lap	Seg.1	Seg.2	Seg.3	Seg.4	Lap Time	km/h	Local Time
1		34.519	22.723	32.775		101,0	10:27'09.143
2	19.040	32.940	22.039	32.252	1'46.271	273,4	10:28'55.414
3	18.900	37.629	24.796	32.217	1'53.542	276,2	10:30'48.956
4	18.852	33.290	22.055	32.248	1'46.445	280,5	10:32'35.401
5	18.831	33.017	22.442	45.406	1'59.696P	274,1	10:34'35.097
6	3'05.262	33.308	22.215	32.447	4'33.232P	183,7	10:39'08.329
7	18.864	32.738	21.862	31.890	1'45.354	274,1	10:40'53.683
8	18.697	32.723	21.847	31.974	1'45.241	276,2	10:42'38.924
9	18.916	32.977	22.080	32.051	1'46.024	268,0	10:44'24.948
10	18.747	32.941	22.026	32.179	1'45.893	276,9	10:46'10.841

4° 3 R. DE ROSA (1'44.867)							
Lap	Seg.1	Seg.2	Seg.3	Seg.4	Lap Time	km/h	Local Time
1		34.988	23.051	33.040	155,0	10:27'35.471	
2	18.719	32.739	21.828	32.075	1'45.361	274,8	10:29'20.832
3	18.873	32.667	22.516	33.232	1'47.288	272,7	10:31'08.120
4	18.714	32.813	21.752	32.072	1'45.351	274,1	10:32'53.471
5	19.335	34.265	22.945	47.688	2'04.233P	271,4	10:34'57.704
6	3'04.254	39.584	26.635	33.891	4'44.364P	89,0	10:39'42.068
7	18.766	32.555	21.924	31.754	1'44.999	272,0	10:41'27.067
8	18.828	32.576	21.788	31.675	1'44.867	272,7	10:43'11.934
9	18.772	36.493	24.235	34.326	1'53.826	274,1	10:45'05.760

9° 94 F. CARICASULO (1'45.334)							
Lap	Seg.1	Seg.2	Seg.3	Seg.4	Lap Time	km/h	Local Time
1		36.032	24.964	35.967		192,9	10:27'00.481
2	19.025	32.864	21.957	32.066	1'45.912	271,4	10:28'46.393
3	19.142	32.892	21.914	32.531	1'46.479	279,8	10:30'32.872
4	18.771	32.896	22.025	32.164	1'45.856	272,7	10:32'18.728
5	18.892	33.938	22.723	36.632	12'05.344	169,0	10:44'24.072
6	18.702	32.723	21.954	31.955	1'45.334	272,0	10:46'09.406

5° 5 P. OETTL (1'45.048)							
Lap	Seg.1	Seg.2	Seg.3	Seg.4	Lap Time	km/h	Local Time
1		34.426	22.431	32.476	201,1	10:27'09.839	
2	18.836	32.675	21.765	31.809	1'45.085	276,2	10:28'54.924
3	20.075	33.525	21.840	31.887	1'47.327	279,1	10:30'42.251
4	18.592	32.748	21.737	31.971	1'45.048	276,2	10:32'27.299
5	18.906	33.427	22.936	33.594	1'48.863	275,5	10:34'16.162
6	23.302	35.042	23.069	47.057	2'08.470P	270,0	10:36'24.632
7	3'54.380	34.349	22.038	32.537	5'23.304P	156,5	10:41'47.936
8	18.785	35.816	21.760	32.968	1'49.329	279,1	10:43'37.265
9	18.764	34.538	22.085	32.131	1'47.518	274,1	10:45'24.783

10° 61 C. ONCU (1'45.375)							
Lap	Seg.1	Seg.2	Seg.3	Seg.4	Lap Time	km/h	Local Time
1		32.947	22.173	33.003		197,8	10:27'51.016
2	18.887	32.756	22.075	32.057	1'45.775	272,0	10:29'36.791
3	18.830	32.681	22.005	31.881	1'45.397	272,0	10:31'22.188
4	18.855	32.780	22.133	44.288	1'58.056P	274,8	10:33'20.244
5	6'20.319	37.132	22.529	36.277	7'56.257P	156,7	10:41'16.501
6	18.840	32.665	22.110	32.196	1'45.811	273,4	10:43'02.312
7	18.820	32.650	21.882	32.023	1'45.375	273,4	10:44'47.687
8	19.020	32.777	22.006	33.072	1'46.875	268,7	10:46'34.562

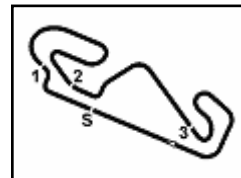
6° 4 S. ODENDAAL (1'45.108)							
Lap	Seg.1	Seg.2	Seg.3	Seg.4	Lap Time	km/h	Local Time
1		34.426	22.431	32.476	201,1	10:27'09.839	
2	18.836	32.675	21.765	31.809	1'45.085	276,2	10:28'54.924
3	20.075	33.525	21.840	31.887	1'47.327	279,1	10:30'42.251
4	18.592	32.748	21.737	31.971	1'45.048	276,2	10:32'27.299
5	18.906	33.427	22.936	33.594	1'48.863	275,5	10:34'16.162
6	23.302	35.042	23.069	47.057	2'08.470P	270,0	10:36'24.632
7	3'54.380	34.349	22.038	32.537	5'23.304P	156,5	10:41'47.936
8	18.785	35.816	21.760	32.968	1'49.329	279,1	10:43'37.265
9	18.764	34.538	22.085	32.131	1'47.518	274,1	10:45'24.783

11° 52 P. HOBELSBERGER (1'45.376)							
Lap	Seg.1	Seg.2	Seg.3	Seg.4	Lap Time	km/h	Local Time
1		34.829	22.585	32.832		190,5	10:27'55.195
2	19.056	32.790	21.897	32.024	1'45.767	273,4	10:29'40.962
3	18.757	32.780	21.885	31.954	1'45.376	272,7	10:31'26.338
4	18.836	32.757	21.740	32.120	1'45.453	275,5	10:33'11.791
5	18.915	34.666	22.655	46.893	2'03.129P	272,0	10:35'14.920

18/09/2021 P = Pits In/Out - C = Lap Time Cancelled

These data/results cannot be reproduced, stored and/or transmitted in whole or in part by any manner of electronic, mechanical, photocopying, recording, broadcasting or otherwise now known or herein after developed without the previous express consent by the copyright owner, except for reproduction in daily press and regular printed publications on sale to the public within 60 days of the event related to those data/results and always provided that copyright symbol appears together as follows below.

© DORNA WSBK ORGANIZATION Srl 2021



Hyundai N Catalunya Round, 17-19 September 2021

Chronological Analysis Tissot Superpole

Circuit de Barcelona 4.657 m

2 / 4

6	3'57.063	34.955	23.011	32.266	5'27.295P	109,2	10:40'42.215
7	18.766	32.749	21.886	32.248	1'45.649	272,7	10:42'27.864
8	18.688	32.663	21.683	31.950	1'44.984C	274,8	10:44'12.848
9	20.002	38.621	22.096	32.465	1'53.184	274,1	10:46'06.032

5	19.165	33.240	22.533	33.391	1'48.329	279,1	10:34'16.401
6	19.431	33.658	23.037	43.478	1'59.604P	271,4	10:36'16.005
7	2'52.433	35.104	24.723	42.417	4'34.677P	189,1	10:40'50.682
8	19.107	33.045	22.039	32.329	1'46.520	268,7	10:42'37.202
9	18.908	32.827	21.993	31.975	1'45.703	276,2	10:44'22.905
10	18.890	33.011	22.056	32.201	1'46.158	275,5	10:46'09.063

12° 28 G. VAN STRAALLEN (1'45.384)

Lap	Seg.1	Seg.2	Seg.3	Seg.4	Lap Time	km/h	Local Time
1		34.925	22.758	32.966	155,0	10:27'35.304	
2	19.170	33.021	22.067	32.033	1'46.291	268,0	10:29'21.595
3	19.463	33.307	22.402	32.257	1'47.429	272,0	10:31'09.024
4	18.820	33.399	22.498	32.904	1'47.621	272,0	10:32'56.645
5	18.847	33.109	22.214	45.132	1'59.302P	272,7	10:34'55.947
6	2'43.902	33.526	22.395	31.994	4'11.817P	158,8	10:39'07.764
7	18.866	32.814	22.016	31.878	1'45.574	269,3	10:40'53.338
8	18.850	32.736	21.942	32.153	1'45.681	271,4	10:42'39.019
9	18.652	32.838	21.984	31.910	1'45.384	276,2	10:44'24.403
10	18.808	34.732	22.278	32.229	1'48.047	276,2	10:46'12.450

17° 25 M. BRENNER (1'45.838)

Lap	Seg.1	Seg.2	Seg.3	Seg.4	Lap Time	km/h	Local Time
1		34.753	23.976	33.380	193,2	10:26'57.614	
2	19.062	33.582	22.237	32.263	1'47.144	269,3	10:28'44.758
3	19.053	33.023	22.111	32.022	1'46.209	270,7	10:30'30.967
4	18.987	33.147	22.027	48.318	2'02.479P	274,1	10:32'33.446
5	3'15.278	33.759	22.757	32.576	4'44.370P	186,2	10:37'17.816
6	18.955	33.112	22.155	31.984	1'46.206	268,0	10:39'04.022
7	19.038	32.960	22.086	32.162	1'46.246	269,3	10:40'50.268
8	18.917	33.089	22.025	32.129	1'46.160	270,7	10:42'36.428
9	18.898	32.975	21.972	31.993	1'45.838	270,0	10:44'22.266
10	18.987	33.072	22.071	32.290	1'46.420	270,0	10:46'08.686

13° 30 A. VERDOIA (1'45.449)

Lap	Seg.1	Seg.2	Seg.3	Seg.4	Lap Time	km/h	Local Time
1		35.145	24.003	34.701	183,4	10:26'58.662	
2	19.105	33.094	22.024	32.323	1'46.546	268,0	10:28'45.208
3	18.869	33.000	22.050	32.084	1'46.003	272,7	10:30'31.211
4	19.006	33.253	22.015	45.987	2'00.261P	274,8	10:32'31.472
5	1'27.571	34.145	22.470	33.108	2'57.294P	150,2	10:35'28.766
6	18.922	32.943	21.837	32.199	1'45.901	266,0	10:37'14.667
7	19.003	32.940	21.883	32.074	1'45.900	266,0	10:39'00.567
8	18.892	32.991	22.233	36.694	1'50.810	268,0	10:40'51.377
9	18.745	32.926	21.854	32.064	1'45.589	274,1	10:42'36.966
10	18.731	32.862	21.866	31.990	1'45.449	274,8	10:44'22.415
11	18.690	32.942	22.164	32.420	1'46.216	271,4	10:46'08.631

18° 71 C. BERGMAN (1'45.883)

Lap	Seg.1	Seg.2	Seg.3	Seg.4	Lap Time	km/h	Local Time
1		35.619	23.677	36.499	174,5	10:27'02.421	
2	19.388	33.895	24.568	34.188	1'52.039	274,1	10:28'54.460
3	19.122	33.119	22.216	32.264	1'46.721	274,8	10:30'41.181
4	19.173	33.025	22.002	32.471	1'46.671	272,7	10:32'27.852
5	18.933	33.880	22.764	42.613	1'58.190	274,8	10:34'26.042
6	19.182	33.022	22.014	32.073	1'46.291	268,7	10:36'12.333
7	19.220	33.082	21.865	32.209	1'46.376	268,7	10:37'58.709
8	20.762	34.968	22.104	32.323	1'50.157	269,3	10:39'48.866
9	19.126	32.875	21.891	32.216	1'46.108	272,7	10:41'34.974
10	19.035	32.909	21.888	32.051	1'45.883	271,4	10:43'20.857
11	19.050	32.973	21.963	32.101	1'46.087	273,4	10:45'06.944

14° 40 U. ORRADRE (1'45.586)

Lap	Seg.1	Seg.2	Seg.3	Seg.4	Lap Time	km/h	Local Time
1		35.318	25.528	39.059	171,2	10:27'07.918	
2	19.283	33.245	22.216	32.217	1'46.961	268,7	10:28'54.879
3	19.080	32.993	22.297	32.954	1'47.324	276,2	10:30'42.203
4	18.866	32.984	21.969	32.030	1'45.849	274,1	10:32'28.052
5	20.305	34.964	22.017	45.486	2'02.772P	277,6	10:34'30.824
6	4'21.954	36.631	27.851	34.835	6'01.271P	173,4	10:40'32.095
7	19.071	33.044	22.367	32.333	1'46.815	268,7	10:42'18.910
8	18.872	32.847	21.848	32.019	1'45.586	270,7	10:44'04.496
9	18.885	32.771	22.083	32.215	1'45.954	272,7	10:45'50.450

19° 84 M. FABRIZIO (1'46.040)

Lap	Seg.1	Seg.2	Seg.3	Seg.4	Lap Time	km/h	Local Time
1		34.182	22.673	32.470	193,9	10:27'11.787	
2	19.225	33.227	22.196	32.273	1'46.921	269,3	10:28'58.708
3	19.291	33.183	22.235	32.208	1'46.917	270,0	10:30'45.625
4	19.187	33.069	22.083	32.317	1'46.656	271,4	10:32'32.281
5	19.629	36.770	23.455	46.782	2'06.636P	274,1	10:34'38.917
6	4'03.861	48.907	26.619	36.646	5'56.033P	194,2	10:40'34.950
7	19.193	33.036	22.169	31.970	1'46.368	268,7	10:42'21.318
8	18.955	32.866	22.027	32.192	1'46.040	268,0	10:44'07.358
9	19.025	32.943	22.030	32.138	1'46.136	270,0	10:45'53.494

15° 56 P. SEBESTYEN (1'45.635)

Lap	Seg.1	Seg.2	Seg.3	Seg.4	Lap Time	km/h	Local Time
1		33.769	22.411	33.658	198,9	10:27'51.627	
2	19.050	32.956	21.996	32.143	1'46.145	272,7	10:29'37.772
3	19.071	33.091	22.049	32.655	1'46.866	271,4	10:31'24.638
4	19.146	33.153	22.186	32.567	1'47.052C	269,3	10:33'11.690
5	19.342	33.993	22.633	46.113	2'02.081P	269,3	10:35'13.771
6	4'36.529	33.568	22.150	32.400	6'04.647P	197,1	10:41'18.418
7	18.957	32.841	21.864	31.973	1'45.635	272,7	10:43'04.053
8	18.957	33.508	22.718	32.684	1'47.867	272,0	10:44'51.920
9	18.924	33.009	21.978	32.326	1'46.237	272,0	10:46'38.157

20° 31 D. VALLE (1'46.050)

Lap	Seg.1	Seg.2	Seg.3	Seg.4	Lap Time	km/h	Local Time
1		34.921	24.099	35.613	181,5	10:27'00.801	
2	19.185	33.061	22.452	32.531	1'47.229	274,1	10:28'48.030
3	19.004	33.081	22.253	36.417	1'50.755	273,4	10:30'38.785
4	19.650	33.495	22.353	35.010	1'50.508C	272,0	10:32'29.293
5	18.986	33.161	22.351	46.695	2'01.193P	273,4	10:34'30.486
6	4'24.493	36.279	27.708	34.449	6'02.929P	184,0	10:40'33.415
7	19.028	32.798	22.169	32.139	1'46.134	271,4	10:42'19.549
8	18.974	32.847	22.054	32.175	1'46.050	274,1	10:44'05.599
9	18.909	32.892	22.148	32.368	1'46.317	273,4	10:45'51.916

16° 34 K. MANFREDI (1'45.703)

Lap	Seg.1	Seg.2	Seg.3	Seg.4	Lap Time	km/h	Local Time
1		35.015	24.512	35.349	179,4	10:26'58.887	
2	19.023	33.118	22.117	32.288	1'46.546	274,8	10:28'45.433
3	19.109	34.746	22.405	37.150	1'53.410	274,8	10:30'38.843
4	19.391	33.332	22.179	34.327	1'49.229	276,9	10:32'28.072

21° 70 M. ALCOBA (1'46.199)

Lap	Seg.1	Seg.2	Seg.3	Seg.4	Lap Time	km/h	Local Time
1		33.994	22.549	32.426	193,5	10:27'10.176	
2	19.134	33.407	22.250	32.395	1'47.186	276,9	10:28'57.362

18/09/2021

P = Pits In/Out - C = Lap Time Cancelled

These data/results cannot be reproduced, stored and/or transmitted in whole or in part by any manner of electronic, mechanical, photocopying, recording, broadcasting or otherwise now known or herein after developed without the previous express consent by the copyright owner, except for reproduction in daily press and regular printed publications on sale to the public within 60 days of the event related to those data/results and always provided that copyright symbol appears together as follows below.

© DORNA WSBK ORGANIZATION Srl 2021

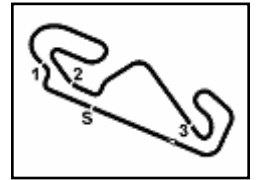
FIGR PERUGIA TIMING



Official Tyre Supplier



Official Timekeeper



Hyundai N Catalunya Round, 17-19 September 2021

Chronological Analysis Tissot Superpole

Circuit de Barcelona 4.657 m

3 / 4

3	19.110	33.054	22.423	32.326	1'46.913	272,7	10:30'44.275	4	19.013	33.449	22.468	32.725	1'47.655	270,7	10:32'17.016
4	18.918	33.067	22.007	32.339	1'46.331	273,4	10:32'30.606	5	19.145	33.679	22.383	45.612	2'00.819P	270,0	10:34'17.835
5	18.928	33.356	22.150	46.212	2'00.646P	273,4	10:34'31.252	6	4'44.016	33.209	22.450	32.997	6'12.672P	177,6	10:40'30.507
6	4'35.140	35.829	25.002	36.070	6'12.041P	184,9	10:40'43.293	7	18.896	33.107	22.275	32.363	1'46.641	271,4	10:42'17.148
7	18.980	32.999	22.142	32.288	1'46.409	272,0	10:42'29.702	8	18.858	33.283	22.200	32.379	1'46.720	272,7	10:44'03.868
8	18.950	33.076	22.027	32.146	1'46.199	274,8	10:44'15.901	9	18.978	33.058	22.102	32.289	1'46.427	271,4	10:45'50.295
9	22.193	39.116	21.999	32.036	1'55.344	271,4	10:46'11.245								

22° 96 D. SANCHIS MARTINEZ (1'46.244)							
Lap	Seg.1	Seg.2	Seg.3	Seg.4	Lap Time	km/h	Local Time
1		34.303	22.826	32.696		189,5	10:26'52.254
2	19.124	33.066	22.218	32.240	1'46.648	267,3	10:28'38.902
3	19.025	33.093	22.191	32.168	1'46.477	269,3	10:30'25.379
4	19.196	33.386	22.661	46.312	2'01.555P	269,3	10:32'26.934
5	3'53.328	33.801	22.668	32.512	5'22.309P	190,1	10:37'49.243
6	19.114	33.057	22.267	32.156	1'46.594	266,7	10:39'35.837
7	19.069	33.180	22.199	32.184	1'46.632	268,0	10:41'22.469
8	18.983	33.023	22.087	32.151	1'46.244	270,7	10:43'08.713
9	19.072	33.064	22.103	32.185	1'46.424	270,7	10:44'55.137
10	19.131	33.249	22.161	32.233	1'46.774	271,4	10:46'41.911

27° 24 L. TACCINI (1'46.662)							
Lap	Seg.1	Seg.2	Seg.3	Seg.4	Lap Time	km/h	Local Time
1			35.710	24.422	35.285	191,2	10:26'59.428
2	19.226	33.280	22.420	32.601	1'47.527	274,1	10:28'46.955
3	19.187	33.282	22.478	36.193	1'51.140	273,4	10:30'38.095
4	19.322	33.409	22.372	32.633	1'47.736	270,0	10:32'25.831
5	19.374	34.042	23.063	47.043	2'03.522P	268,0	10:34'29.353
6	5'06.903	34.936	26.997	37.318	6'46.154P	156,5	10:41'15.507
7	19.279	33.137	22.245	32.570	1'47.231	268,0	10:43'02.738
8	19.011	33.143	22.128	32.380	1'46.662	273,4	10:44'49.400
9	19.071	33.155	22.282	32.464	1'46.972	270,7	10:46'36.372

23° 9 S. JESPERSEN (1'46.257)							
Lap	Seg.1	Seg.2	Seg.3	Seg.4	Lap Time	km/h	Local Time
1		34.029	22.537	32.540		182,7	10:27'14.258
2	19.190	33.304	22.160	32.391	1'47.045	272,0	10:29'01.303
3	19.060	33.299	22.180	32.555	1'47.094	272,0	10:30'48.397
4	19.119	33.371	22.046	32.472	1'47.008	272,0	10:32'35.405
5	19.164	33.681	22.155	46.253	2'01.253P	274,1	10:34'36.658
6	3'58.015	34.378	22.300	32.358	5'27.051CP	193,2	10:40'03.709
7	18.997	33.054	21.944	32.262	1'46.257	271,4	10:41'49.966
8	19.006	33.249	21.925	33.996	1'48.176	272,7	10:43'38.142
9	18.978	33.284	22.045	32.260	1'46.567	274,1	10:45'24.709

28° 55 G. HENDRA PRATAMA (1'46.930)							
Lap	Seg.1	Seg.2	Seg.3	Seg.4	Lap Time	km/h	Local Time
1			35.072	24.755	36.293	188,2	10:27'01.873
2	19.380	33.779	22.356	32.863	1'48.378	281,3	10:28'50.251
3	19.275	33.566	22.214	32.983	1'48.038	277,6	10:30'38.289
4	19.532	33.476	22.314	32.780	1'48.102	272,7	10:32'26.391
5	19.242	33.896	22.719	46.949	2'02.806P	275,5	10:34'29.197
6	3'55.519	40.418	22.594	32.795	5'31.326P	93,6	10:40'00.523
7	19.092	33.288	22.193	32.711	1'47.284	272,7	10:41'47.807
8	19.188	33.306	22.169	32.669	1'47.332	274,1	10:43'35.139
9	19.044	33.248	22.041	32.597	1'46.930	276,2	10:45'22.069

24° 88 M. PATACCA (1'46.374)							
Lap	Seg.1	Seg.2	Seg.3	Seg.4	Lap Time	km/h	Local Time
1		34.297	22.899	32.773		149,8	10:27'23.902
2	19.206	33.037	22.314	32.481	1'47.038	268,7	10:29'10.940
3	19.156	33.175	22.230	32.568	1'47.129	270,0	10:30'58.069
4	19.090	33.150	22.171	32.608	1'47.019	270,0	10:32'45.088
5	19.230	33.211	22.151	32.757	1'47.349	267,3	10:34'32.437
6	19.783	34.374	23.081	46.173	2'03.411P	266,0	10:36'35.848
7	3'51.423	35.359	23.242	37.394	5'27.418P	186,5	10:42'03.266
8	19.130	33.033	22.116	32.429	1'46.708	267,3	10:43'49.974
9	18.974	33.043	22.038	32.319	1'46.374	268,0	10:45'36.348

29° 14 L. CAUCHI (1'46.995)							
Lap	Seg.1	Seg.2	Seg.3	Seg.4	Lap Time	km/h	Local Time
1			35.016	25.077	36.091	190,1	10:27'01.294
2	19.388	33.717	22.670	32.807	1'48.582	274,1	10:28'49.876
3	19.221	33.467	22.448	32.714	1'47.850	269,3	10:30'37.726
4	19.226	33.514	22.377	32.950	1'48.067	266,7	10:32'25.793
5	19.627	34.028	23.366	47.827	2'04.848P	265,4	10:34'30.641
6	1'27.039	36.029	23.218	33.879	3'00.165P	153,0	10:37'30.806
7	19.292	33.587	22.293	32.663	1'47.835	266,0	10:39'18.641
8	19.229	33.385	22.378	32.537	1'47.529	266,7	10:41'06.170
9	20.444	37.492	23.368	34.171	1'55.475	267,3	10:43'01.645
10	19.141	33.262	22.212	32.380	1'46.995	270,7	10:44'48.640
11	19.098	33.329	22.218	32.546	1'47.191	270,7	10:46'35.831

25° 85 L. ARBEL (1'46.403)							
Lap	Seg.1	Seg.2	Seg.3	Seg.4	Lap Time	km/h	Local Time
1		35.552	24.310	34.921		187,5	10:26'59.209
2	19.246	33.114	22.132	32.398	1'46.890	272,0	10:28'46.099
3	19.056	33.063	22.126	32.651	1'46.896	274,1	10:30'32.995
4	18.995	33.106	22.034	32.268	1'46.403	273,4	10:32'19.398
5	19.280	33.480	22.727	45.967	2'01.454P	272,0	10:34'20.852
6	4'42.674	38.170	23.767	37.327	6'21.938P	156,5	10:40'42.790
7	19.176	33.204	22.117	32.298	1'46.795	272,0	10:42'29.585
8	19.272	33.165	22.008	32.067	1'46.512	269,3	10:44'16.097
9	19.113	33.164	22.198	32.412	1'46.887	274,8	10:46'02.984

30° 42 S. FROSSARD (1'46.997)							
Lap	Seg.1	Seg.2	Seg.3	Seg.4	Lap Time	km/h	Local Time
1			34.525	22.845	32.829	98,4	10:27'09.758
2	19.447	33.377	22.264	32.800	1'47.888	273,4	10:28'57.646
3	19.071	33.264	22.395	32.498	1'47.228	275,5	10:30'44.874
4	19.160	33.281	22.394	32.481	1'47.316	275,5	10:32'32.190
5	19.268	34.724	22.954	45.328	2'02.274P	272,7	10:34'34.464
6	2'05.149	36.488	22.631	32.740	3'37.008P	161,7	10:38'11.472
7	19.309	33.117	22.379	32.192	1'46.997	269,3	10:39'58.469
8	19.115	33.100	22.233	32.645	1'47.093	273,4	10:41'45.562
9	19.162	33.305	22.346	32.537	1'47.350	272,0	10:43'32.912
10	19.127	33.211	22.197	32.508	1'47.043	272,0	10:45'19.955

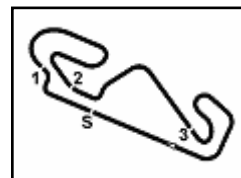
26° 95 V. TAKALA (1'46.427)							
Lap	Seg.1	Seg.2	Seg.3	Seg.4	Lap Time	km/h	Local Time
1		34.391	22.815	33.276		186,5	10:26'53.265
2	19.169	33.476	22.486	32.956	1'48.087	270,7	10:28'41.352
3	19.185	33.534	22.350	32.940	1'48.009	270,7	10:30'29.361

31° 50 O. VOSTATEK (1'47.253)							
Lap	Seg.1	Seg.2	Seg.3	Seg.4	Lap Time	km/h	Local Time
1			34.703	22.908	33.214	188,5	10:26'53.527
2	19.338	33.604	22.493	32.969	1'48.404	270,0	10:28'41.931

18/09/2021 P = Pits In/Out - C = Lap Time Cancelled

These data/results cannot be reproduced, stored and/or transmitted in whole or in part by any manner of electronic, mechanical, photocopying, recording, broadcasting or otherwise now known or herein after developed without the previous express consent by the copyright owner, except for reproduction in daily press and regular printed publications on sale to the public within 60 days of the event related to those data/results and always provided that copyright symbol appears together as follows below.

© DORNA WSBK ORGANIZATION Srl 2021



Hyundai N Catalunya Round, 17-19 September 2021

Chronological Analysis Tissot Superpole

3	19.224	33.771	22.510	33.051	1'48.556	268,7	10:30'30.487	4	19.652	33.849	22.831	33.349	1'49.681	271,4	10:32'38.380
4	19.325	33.858	22.310	32.743	1'48.236	266,0	10:32'18.723	5	19.497	33.910	22.867	33.621	1'49.895	268,0	10:34'28.275
5	19.339	33.871	22.499	46.573	2'02.282P	271,4	10:34'21.005	6	19.793	33.846	23.081	33.296	1'50.016	265,4	10:36'18.291
6	4'14.296	34.867	22.470	32.985	5'44.618P	188,5	10:40'05.623	7	19.633	34.106	22.891	33.528	1'50.158	264,1	10:38'08.449
7	19.156	33.366	22.254	32.593	1'47.369	268,7	10:41'52.992	8	19.790	34.876	23.868	47.159	2'05.693P	264,7	10:40'14.142
8	18.904	33.468	22.222	32.659	1'47.253	276,9	10:43'40.245	9	2'57.213	34.932	25.066	33.456	4'30.667P	180,3	10:44'44.809
9	19.141	33.521	22.306	32.704	1'47.672	269,3	10:45'27.917	10	19.489	33.870	23.025	33.483	1'49.867	269,3	10:46'34.676

32° 2 L. MONTELLA (1'47.418)							
Lap	Seg.1	Seg.2	Seg.3	Seg.4	Lap Time	km/h	Local Time
1		52.165	24.396	33.286		183,4	10:27'15.302
2	19.686	45.808	23.813	33.516	2'02.823	269,3	10:29'18.125
3	19.709	33.956	22.847	33.323	1'49.835	266,7	10:31'07.960
4	19.508	33.635	22.399	32.979	1'48.521	268,7	10:32'56.481
5	19.682	33.661	22.734	46.662	2'02.739P	268,0	10:34'59.220
6	3'35.860	35.695	22.717	32.891	5'07.163P	186,9	10:40'06.383
7	19.525	33.580	22.320	32.628	1'48.053	273,4	10:41'54.436
8	19.409	33.322	22.500	32.813	1'48.044	271,4	10:43'42.480
9	19.208	33.353	22.263	32.594	1'47.418	271,4	10:45'29.898

33° 69 E. MONTERO HUERTA (1'47.796)							
Lap	Seg.1	Seg.2	Seg.3	Seg.4	Lap Time	km/h	Local Time
1		35.439	24.433	36.563		184,6	10:27'01.547
2	19.808	34.766	23.394	33.555	1'51.523	272,0	10:28'53.070
3	19.619	33.782	22.520	33.163	1'49.084	267,3	10:30'42.154
4	19.509	33.549	22.486	33.054	1'48.598	270,7	10:32'30.752
5	19.343	33.692	22.434	46.260	2'01.729P	270,0	10:34'32.481
6	2'42.722	35.709	22.874	33.263	4'14.568P	146,1	10:38'47.049
7	19.567	33.569	22.294	32.797	1'48.227	261,5	10:40'35.276
8	19.344	33.485	22.338	32.629	1'47.796	264,7	10:42'23.072
9	19.389	33.571	22.297	32.891	1'48.148	264,1	10:44'11.220
10	19.469	33.548	22.408	32.862	1'48.287	262,8	10:45'59.507

34° 45 S. KAWASAKI (1'48.019)							
Lap	Seg.1	Seg.2	Seg.3	Seg.4	Lap Time	km/h	Local Time
1		34.328	23.861	34.610		187,8	10:27'02.025
2	19.448	34.107	23.235	32.878	1'49.668	277,6	10:28'51.693
3	19.915	37.568	22.911	32.266	1'52.660	267,3	10:30'44.353
4	19.365	33.471	22.735	32.603	1'48.174	270,0	10:32'32.527
5	19.286	34.530	23.269	50.520	2'07.605P	275,5	10:34'40.132
6	3'45.400	36.516	22.924	32.439	5'17.279P	168,0	10:39'57.411
7	19.291	33.513	22.741	32.674	1'48.219	270,0	10:41'45.630
8	19.449	33.555	22.453	32.562	1'48.019	268,0	10:43'33.649
9	19.196	33.825	22.433	32.782	1'48.236	268,7	10:45'21.885

35° 92 B. VAN EERDE (1'48.134)							
Lap	Seg.1	Seg.2	Seg.3	Seg.4	Lap Time	km/h	Local Time
1		34.589	23.013	33.339		187,5	10:26'54.340
2	19.949	34.191	22.641	34.882	1'51.663	266,7	10:28'46.003
3	19.537	33.614	22.453	32.890	1'48.494	272,0	10:30'34.497
4	19.560	34.356	22.848	35.069	1'51.833	266,0	10:32'26.330
5	19.838	34.130	22.656	47.896	2'04.520P	273,4	10:34'30.850
6	4'01.617	34.626	23.023	34.203	5'33.469P	168,8	10:40'04.319
7	19.564	33.605	22.386	32.891	1'48.446	268,0	10:41'52.765
8	19.593	33.613	22.296	32.919	1'48.421	267,3	10:43'41.186
9	19.457	33.570	22.308	32.799	1'48.134	269,3	10:45'29.320

36° 44 B. SAHIN (1'49.681)							
Lap	Seg.1	Seg.2	Seg.3	Seg.4	Lap Time	km/h	Local Time
1		35.928	24.998	36.339		188,5	10:27'01.178
2	19.930	34.380	23.259	33.979	1'51.548	271,4	10:28'52.726
3	22.995	35.914	23.143	33.921	1'55.973	270,7	10:30'48.699

18/09/2021 P = Pits In/Out - C = Lap Time Cancelled

These data/results cannot be reproduced, stored and/or transmitted in whole or in part by any manner of electronic, mechanical, photocopying, recording, broadcasting or otherwise now known or herein after developed without the previous express consent by the copyright owner, except for reproduction in daily press and regular printed publications on sale to the public within 60 days of the event related to those data/results and always provided that copyright symbol appears together as follows below.

© DORNA WSBK ORGANIZATION Srl 2021

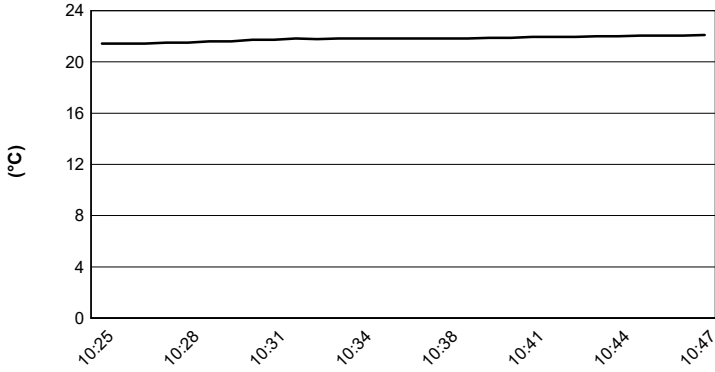


Hyundai N Catalunya Round, 17-19 September 2021

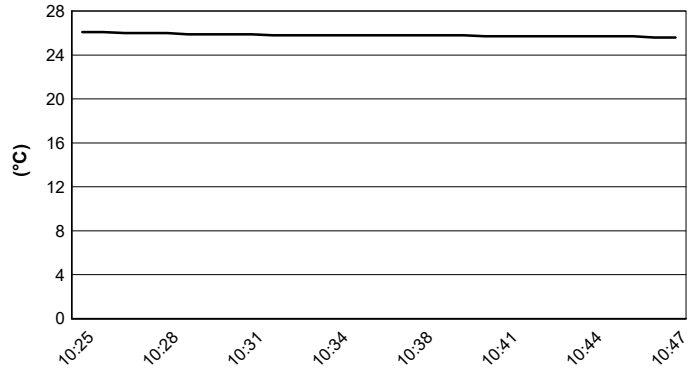
Weather Report Tissot Superpole

Session started 10:25 - Session ended 10:47

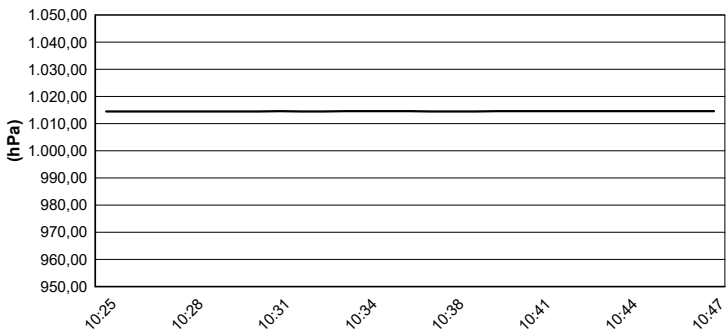
Air Temperature



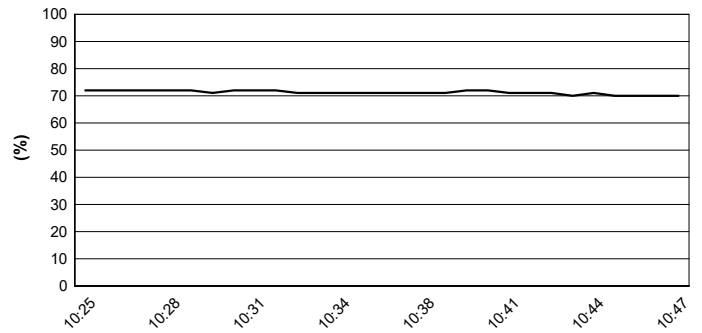
Track Temperature



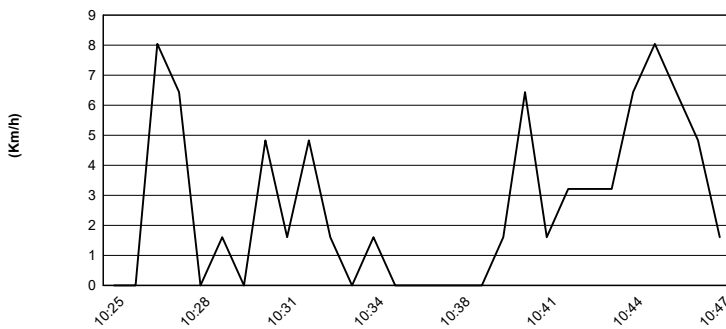
Air Pressure



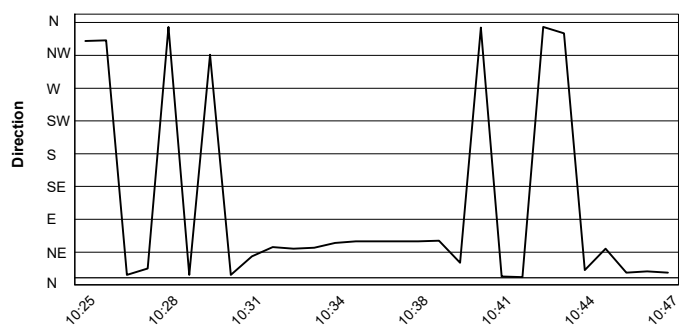
Humidity



Wind Speed



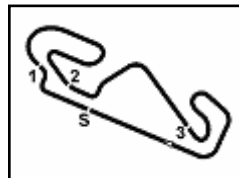
Wind Direction



18/09/2021

These data/results cannot be reproduced, stored and/or transmitted in whole or in part by any manner of electronic, mechanical, photocopying, recording, broadcasting or otherwise now known or herein after developed without the previous express consent by the copyright owner, except for reproduction in daily press and regular printed publications on sale to the public within 60 days of the event related to those data/results and always provided that copyright symbol appears together as follows below.

© DORNA WSBK ORGANIZATION Srl 2021



Hyundai N Catalunya Round, 17-19 September 2021

Superpole Ranking

Circuit de Barcelona 4.657 m

	2018	2019	2020	2021
01 Aragon	Cortese (Ger) Yam 1'53.567 (160,9 Km/h)	Gradinger (Aut) Yam 1'53.972 (160,4 Km/h)	Locatelli (Ita) Yam 1'53.003 (161,7 Km/h)	Cluzel (Fra) Yam 1'52.937 (161,8 Km/h)
02 Estoril			Locatelli (Ita) Yam 1'39.520 (151,3 Km/h)	Caricasulo (Ita) Yam 1'39.973 (150,6 Km/h)
03 Misano	Caricasulo (Ita) Yam 1'37.694 (149,6 Km/h)	Mahias (Fra) Kaw 1'38.909 (147,8 Km/h)		Aegerter (Sui) Yam 1'37.726 (149,6 Km/h)
04 Assen	Cortese (Ger) Yam 1'37.799 (167,2 Km/h)	Krummenacher (Sui) Yam 1'38.010 (166,8 Km/h)		Aegerter (Sui) Yam 1'37.222 (168,2 Km/h)
05 Most				Gonzalez (Esp) Yam 1'35.213 (159,3 Km/h)
06 Navarra				Aegerter (Sui) Yam 1'39.924 (141,7 Km/h)
07 Magny-Cours	Caricasulo (Ita) Yam 1'40.416 (158,1 Km/h)	Smith (Gbr) Kaw 1'56.287 (136,6 Km/h)	Smith (Gbr) Yam 1'49.318 (145,3 Km/h)	Bernardi (Smr) Yam 1'40.330 (158,3 Km/h)
08 Barcelona			Locatelli (Ita) Yam 1'44.958 (158,7 Km/h)	Gonzalez (Esp) Yam 1'44.593 (159,3 Km/h)
09 Jerez		Krummenacher (Sui) Yam 1'41.775 (156,5 Km/h)	Locatelli (Ita) Yam 1'42.214 (155,8 Km/h)	
10 Portimao	Mahias (Fra) Yam 1'44.588 (158,1 Km/h)	Caricasulo (Ita) Yam 1'44.220 (158,6 Km/h)	Locatelli (Ita) Yam 1'44.627 (158,0 Km/h)	
11 Villicum	Mahias (Fra) Yam 1'43.026 (149,4 Km/h)	Perolari (Fra) Yam 1'45.993 (145,2 Km/h)		
12 Mandalika				

2021

- 3 D. Aegerter
- 2 **M. Gonzalez**
- 1 L. Bernardi
- 1 F. Caricasulo
- 1 J. Cluzel

ALL TIMES

- | | | |
|-------------------|----------------------|-------------------|
| 34 K. Sofuoglu | 3 S. Cortese | 1 M. Fabrizio |
| 22 S. Charpentier | 3 K. Curtain | 1 T. Gradinger |
| 22 J. Cluzel | 3 I. MacPherson | 1 C. Jones |
| 17 B. Parkes | 3 A. Pitt | 1 C. Kellner |
| 15 K. Muggeridge | 3 D. Salom | 1 B. MacLeod |
| 14 F. Foret | 3 R. Xaus | 1 F. Marino |
| 14 S. Lowes | 2 P. Bontempi | 1 M. Meregalli |
| 10 C. Crutchlow | 2 M. Gonzalez | 1 S. Morais |
| 9 F. Caricasulo | 2 V. Guareschi | 1 C. Perolari |
| 8 L. Mahias | 2 M. Lagrive | 1 P. Riba |
| 7 A. Locatelli | 2 J. Lascorz | 1 S. Sanna |
| 6 S. Chambon | 2 M. Pirro | 1 L. Stapleford |
| 6 E. Laverty | 2 L. Scassa | 1 N. Tuuli |
| 5 P. Casoli | 2 K. Smith | 1 J. Vd Goorbergh |
| 5 K. Fujiwara | 2 J. Teuchert | 1 J. Whitham |
| 5 P. Jacobsen | 2 M. van der Mark | |
| 5 C. Vermeulen | 1 L. Bernardi | |
| 4 R. Krummenacher | 1 K. Coghlan | |
| 3 D. Aegerter | 1 C. Davies | |

18/09/2021

These data/results cannot be reproduced, stored and/or transmitted in whole or in part by any manner of electronic, mechanical, photocopying, recording, broadcasting or otherwise now known or herein after developed without the previous express consent by the copyright owner, except for reproduction in daily press and regular printed publications on sale to the public within 60 days of the event related to those data/results and always provided that copyright symbol appears together as follows below.

© DORNA WSBK ORGANIZATION Srl 2021

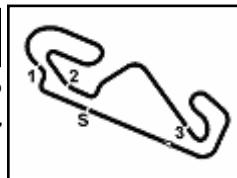
FICR PERUGIA TIMING



Official Tyre Supplier



Official Timekeeper



Hyundai N Catalunya Round, 17-19 September 2021

Tissot Superpole Award

Circuit de Barcelona 4.657 m

Points	Points From First	Points From Previous	May 23	May 30	June 13	July 25	August 8	August 22	September 5	September 19	September 26	October 3	October 17	November 14				
			ARAGON	ESTORIL	MISANO	ASSEN	MOST	NAVARRA	MAGNY-COURS	BARCELONA	JEREZ	PORTIMAO	VILLICUM	MANDALIKA				
1	AEGERTER Dominique (SUI)	64	5	5	12	12	9	12	9									
2	GONZALEZ Manuel (ESP)	50	14		7	5	12	9	5	12								
3	CLUZEL Jules (FRA)	43	21	7	12	6	6	3	6	6	4							
4	OETTL Philipp (GER)	42	22	1	7	9	3	7	7	3	1	5						
5	ODENDAAL Steven (RSA)	40	24	2	6	7	4	9	3	7		4						
6	BERNARDI Luca (SMR)	32	32	8		1	9		5	5	12							
7	TUULI Niki (FIN)	28	36	4	9	3			2		7	7						
8	CARICASULO Federico (ITA)	24	40	4	4	12		1		4	2	1						
9	SOOMER Hannes (EST)	17	47	7	2	2	5	6				2						
10	KRUMMENACHER Randy (SUI)	15	49	2			2	4				9						
11	DE ROSA Raffaele (ITA)	12	52	3			4					6						
12	DEBISE Valentin (FRA)	10	54	2				2		4		6						
13	FULIGNI Federico (ITA)	3	61	7								3						
14	MANFREDI Kevin (ITA)	3	61	0							3							
15	ALCOBA Marc (ESP)	3	61	0	3													
16	JESPERSEN Simon (DEN)	2	62	1					2									
17	ONCU Can Alexander (TUR)	2	62	0			1		1									
18	GOMEZ Borja (ESP)	1	63	1					1									
19	BERGMAN Christoffer (SWE)	1	63	0	1													

18/09/2021 Odd points columns: Tissot Superpole Even points columns: Tissot Superpole Race

These data/results cannot be reproduced, stored and/or transmitted in whole or in part by any manner of electronic, mechanical, photocopying, recording, broadcasting or otherwise now known or herein after developed without the previous express consent by the copyright owner, except for reproduction in daily press and regular printed publications on sale to the public within 60 days of the event related to those data/results and always provided that copyright symbol appears together as follows below.

© DORNA WSBK ORGANIZATION Srl 2021