

## Hyundai N Catalunya Round, 17-19 September 2021

### Chronological Analysis Tissot Superpole

Circuit de Barcelona 4.657 m

1 / 4

1° 81 M. GONZALEZ (1'44.593)							
Lap	Seg.1	Seg.2	Seg.3	Seg.4	Lap Time	km/h	Local Time
1		33.204	22.048	32.356	192,2	10:26'49.474	
2	19.037	32.666	21.850	31.992	1'45.545	270,7	10:28'35.019
3	18.752	32.591	21.773	31.888	1'45.004	270,7	10:30'20.023
4	18.753	32.763	21.809	31.922	1'45.247	270,7	10:32'05.270
5	18.765	32.698	21.742	45.702	1'58.907P	270,0	10:34'04.177
6	4'01.458	37.567	26.500	39.389	5'44.914P	118,8	10:39'49.091
7	18.762	32.612	<b>21.651</b>	33.011	1'46.036	<b>279,8</b>	10:41'35.127
8	<b>18.637</b>	<b>32.538</b>	21.652	<b>31.766</b>	<b>1'44.593</b>	277,6	10:43'19.720
9	18.691	32.686	21.860	32.064	1'45.301	274,1	10:45'05.021

2° 21 R. KRUMMENACHER (1'44.749)							
Lap	Seg.1	Seg.2	Seg.3	Seg.4	Lap Time	km/h	Local Time
1		35.326	25.520	39.312	171,7	10:27'08.049	
2	18.821	32.816	21.864	32.426	1'45.927	273,4	10:28'53.976
3	18.960	32.912	21.876	31.969	1'45.717	276,2	10:30'39.693
4	21.863	41.240	22.769	46.040	2'11.912P	<b>277,6</b>	10:32'51.605
5	3'40.136	35.279	22.375	32.413	5'10.203P	153,4	10:38'01.808
6	18.916	32.574	21.794	<b>31.734</b>	1'45.018	271,4	10:39'46.826
7	<b>18.715</b>	<b>32.550</b>	21.697	31.787	<b>1'44.749</b>	272,0	10:41'31.575
8	21.690	35.021	22.187	32.673	1'51.571	272,7	10:43'23.146
9	18.833	32.727	<b>21.696</b>	31.820	1'45.076	274,1	10:45'08.222

3° 66 N. TUULI (1'44.782)							
Lap	Seg.1	Seg.2	Seg.3	Seg.4	Lap Time	km/h	Local Time
1		34.353	22.468	32.226	176,8	10:27'23.208	
2	19.162	32.918	22.089	31.900	1'46.069	270,0	10:29'09.277
3	18.872	32.698	22.043	31.812	1'45.425	271,4	10:30'54.702
4	18.875	32.682	21.786	31.735	1'45.078	272,0	10:32'39.780
5	19.016	33.280	23.524	46.145	2'01.965P	<b>272,7</b>	10:34'41.745
6	3'47.175	33.634	22.176	31.862	5'14.847P	163,1	10:39'56.592
7	18.802	<b>32.547</b>	<b>21.753</b>	<b>31.680</b>	<b>1'44.782</b>	271,4	10:41'41.374
8	18.816	32.613	21.899	31.844	1'45.172	270,7	10:43'26.546
9	<b>18.760</b>	32.654	21.826	31.735	1'44.975	272,0	10:45'11.521

4° 3 R. DE ROSA (1'44.867)							
Lap	Seg.1	Seg.2	Seg.3	Seg.4	Lap Time	km/h	Local Time
1		34.988	23.051	33.040	155,0	10:27'35.471	
2	18.719	32.739	21.828	32.075	1'45.361	<b>274,8</b>	10:29'20.832
3	18.873	32.667	22.516	33.232	1'47.288	272,7	10:31'08.120
4	<b>18.714</b>	32.813	<b>21.752</b>	32.072	1'45.351	274,1	10:32'53.471
5	19.335	34.265	22.945	47.688	2'04.233P	271,4	10:34'57.704
6	3'04.254	39.584	26.635	33.891	4'44.364P	89,0	10:39'42.068
7	18.766	<b>32.555</b>	21.924	31.754	1'44.999	272,0	10:41'27.067
8	18.828	32.576	21.788	<b>31.675</b>	<b>1'44.867</b>	272,7	10:43'11.934
9	18.772	36.493	24.235	34.326	1'53.826	274,1	10:45'05.760

5° 5 P. OETTL (1'45.048)							
Lap	Seg.1	Seg.2	Seg.3	Seg.4	Lap Time	km/h	Local Time
1		34.426	22.431	32.476	201,1	10:27'09.839	
2	18.836	<b>32.675</b>	21.765	<b>31.809</b>	1'45.085	276,2	10:28'54.924
3	20.075	33.525	21.840	31.887	1'47.327	<b>279,1</b>	10:30'42.251
4	<b>18.592</b>	32.748	<b>21.737</b>	31.971	<b>1'45.048</b>	276,2	10:32'27.299
5	18.906	33.427	22.936	33.594	1'48.863	275,5	10:34'16.162
6	23.302	35.042	23.069	47.057	2'08.470P	270,0	10:36'24.632
7	3'54.380	34.349	22.038	32.537	5'23.304P	156,5	10:41'47.936
8	18.785	35.816	21.760	32.968	1'49.329	<b>279,1</b>	10:43'37.265
9	18.764	34.538	22.085	32.131	1'47.518	274,1	10:45'24.783

6° 4 S. ODENDAAL (1'45.108)							
Lap	Seg.1	Seg.2	Seg.3	Seg.4	Lap Time	km/h	Local Time
1		34.426	22.431	32.476	201,1	10:27'09.839	
2	18.836	<b>32.675</b>	21.765	<b>31.809</b>	1'45.085	276,2	10:28'54.924
3	20.075	33.525	21.840	31.887	1'47.327	<b>279,1</b>	10:30'42.251
4	<b>18.592</b>	32.748	<b>21.737</b>	31.971	<b>1'45.048</b>	276,2	10:32'27.299
5	18.906	33.427	22.936	33.594	1'48.863	275,5	10:34'16.162
6	23.302	35.042	23.069	47.057	2'08.470P	270,0	10:36'24.632
7	3'54.380	34.349	22.038	32.537	5'23.304P	156,5	10:41'47.936
8	18.785	35.816	21.760	32.968	1'49.329	<b>279,1</b>	10:43'37.265
9	18.764	34.538	22.085	32.131	1'47.518	274,1	10:45'24.783

1		33.963	22.336	32.316	196,4	10:27'49.942	
2	19.023	32.939	22.171	32.101	1'46.234	272,0	10:29'36.176
3	19.018	32.780	21.897	32.038	1'45.733	272,7	10:31'21.909
4	18.874	32.751	22.147	32.154	1'45.926	272,0	10:33'07.835
5	20.395	33.914	22.796	45.811	2'02.916P	260,2	10:35'10.751
6	4'29.212	36.868	22.554	36.265	6'04.899P	135,0	10:41'15.650
7	18.773	<b>32.652</b>	21.910	<b>31.857</b>	1'45.192	274,1	10:43'00.842
8	18.997	37.324	23.327	32.600	1'52.248	273,4	10:44'53.090
9	<b>18.741</b>	32.721	<b>21.740</b>	31.906	<b>1'45.108</b>	<b>276,9</b>	10:46'38.198

7° 22 F. FULIGNI (1'45.156)							
Lap	Seg.1	Seg.2	Seg.3	Seg.4	Lap Time	km/h	Local Time
1		34.173	22.516	32.978	172,5	10:27'23.434	
2	19.194	32.916	22.103	32.058	1'46.271	275,5	10:29'09.705
3	18.920	32.732	21.924	31.991	1'45.567	274,8	10:30'55.272
4	18.938	32.706	21.915	32.149	1'45.708	272,7	10:32'40.980
5	18.921	32.873	22.314	46.120	2'00.228P	272,0	10:34'41.208
6	3'48.071	33.555	22.330	32.471	5'16.427P	176,5	10:39'57.635
7	<b>18.765</b>	<b>32.665</b>	<b>21.863</b>	<b>31.863</b>	<b>1'45.156</b>	<b>279,1</b>	10:41'42.791
8	18.806	32.958	22.673	32.695	1'47.132	272,0	10:43'29.923
9	18.868	32.800	22.023	32.123	1'45.814	270,7	10:45'15.737

8° 38 H. SOOMER (1'45.241)							
Lap	Seg.1	Seg.2	Seg.3	Seg.4	Lap Time	km/h	Local Time
1		34.519	22.723	32.775	101,0	10:27'09.143	
2	19.040	32.940	22.039	32.252	1'46.271	273,4	10:28'55.414
3	18.900	37.629	24.796	32.217	1'53.542	276,2	10:30'48.956
4	18.852	33.290	22.055	32.248	1'46.445	<b>280,5</b>	10:32'35.401
5	18.831	33.017	22.442	45.406	1'59.696P	274,1	10:34'35.097
6	3'05.262	33.308	22.215	32.447	4'33.232P	183,7	10:39'08.329
7	18.864	32.738	21.862	<b>31.890</b>	1'45.354	274,1	10:40'53.683
8	<b>18.697</b>	<b>32.723</b>	<b>21.847</b>	31.974	<b>1'45.241</b>	276,2	10:42'38.924
9	18.916	32.977	22.080	32.051	1'46.024	268,0	10:44'24.948
10	18.747	32.941	22.026	32.179	1'45.893	276,9	10:46'10.841

9° 94 F. CARICASULO (1'45.334)							
Lap	Seg.1	Seg.2	Seg.3	Seg.4	Lap Time	km/h	Local Time
1		36.032	24.964	35.967	192,9	10:27'00.481	
2	19.025	32.864	21.957	32.066	1'45.912	271,4	10:28'46.393
3	19.142	32.892	<b>21.914</b>	32.531	1'46.479	<b>279,8</b>	10:30'32.872
4	18.771	32.896	22.025	32.164	1'45.856	272,7	10:32'18.728
5	18.892	33.938	22.723	36.632	12'05.344	169,0	10:44'24.072
6	<b>18.702</b>	<b>32.723</b>	21.954	<b>31.955</b>	<b>1'45.334</b>	272,0	10:46'09.406

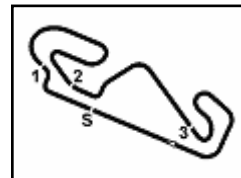
10° 61 C. ONCU (1'45.375)							
Lap	Seg.1	Seg.2	Seg.3	Seg.4	Lap Time	km/h	Local Time
1		32.947	22.173	33.003	197,8	10:27'51.016	
2	18.887	32.756	22.075	32.057	1'45.775	272,0	10:29'36.791
3	18.830	32.681	22.005	<b>31.881</b>	1'45.397	272,0	10:31'22.188
4	18.855	32.780	22.133	44.288	1'58.056P	<b>274,8</b>	10:33'20.244
5	6'20.319	37.132	22.529	36.277	7'56.257P	156,7	10:41'16.501
6	18.840	32.665	22.110	32.196	1'45.811	273,4	10:43'02.312
7	<b>18.820</b>	<b>32.650</b>	<b>21.882</b>	32.023	<b>1'45.375</b>	273,4	10:44'47.687
8	19.020	32.777	22.006	33.072	1'46.875	268,7	10:46'34.562

11° 52 P. HOBELSBERGER (1'45.376)							
Lap	Seg.1	Seg.2	Seg.3	Seg.4	Lap Time	km/h	Local Time
1		34.829	22.585	32.832	190,5	10:27'55.195	
2	19.056	32.790	21.897	32.024	1'45.767	273,4	10:29'40.962
3	18.757	32.780	21.885	<b>31.954</b>	<b>1'45.376</b>	272,7	10:31'26.338
4	18.836	32.757	21.740	32.120	1'45.453	<b>275,5</b>	10:33'11.791
5	18.915	34.666	22.655	46.893	2'03.129P	272,0	10:35'14.920

18/09/2021 P = Pits In/Out - C = Lap Time Cancelled

These data/results cannot be reproduced, stored and/or transmitted in whole or in part by any manner of electronic, mechanical, photocopying, recording, broadcasting or otherwise now known or herein after developed without the previous express consent by the copyright owner, except for reproduction in daily press and regular printed publications on sale to the public within 60 days of the event related to those data/results and always provided that copyright symbol appears together as follows below.

© DORNA WSBK ORGANIZATION Srl 2021



## Hyundai N Catalunya Round, 17-19 September 2021

### Chronological Analysis Tissot Superpole

Circuit de Barcelona 4.657 m

2 / 4

6	3'57.063	34.955	23.011	32.266	5'27.295P	109,2	10:40'42.215
7	18.766	32.749	21.886	32.248	1'45.649	272,7	10:42'27.864
8	<b>18.688</b>	<b>32.663</b>	<b>21.683</b>	31.950	1'44.984C	274,8	10:44'12.848
9	20.002	38.621	22.096	32.465	1'53.184	274,1	10:46'06.032

5	19.165	33.240	22.533	33.391	1'48.329	<b>279,1</b>	10:34'16.401
6	19.431	33.658	23.037	43.478	1'59.604P	271,4	10:36'16.005
7	2'52.433	35.104	24.723	42.417	4'34.677P	189,1	10:40'50.682
8	19.107	33.045	22.039	32.329	1'46.520	268,7	10:42'37.202
9	18.908	<b>32.827</b>	<b>21.993</b>	<b>31.975</b>	<b>1'45.703</b>	276,2	10:44'22.905
10	<b>18.890</b>	33.011	22.056	32.201	1'46.158	275,5	10:46'09.063

#### 12° 28 G. VAN STRAALLEN (1'45.384)

Lap	Seg.1	Seg.2	Seg.3	Seg.4	Lap Time	km/h	Local Time
1		34.925	22.758	32.966	155,0	10:27'35.304	
2	19.170	33.021	22.067	32.033	1'46.291	268,0	10:29'21.595
3	19.463	33.307	22.402	32.257	1'47.429	272,0	10:31'09.024
4	18.820	33.399	22.498	32.904	1'47.621	272,0	10:32'56.645
5	18.847	33.109	22.214	45.132	1'59.302P	272,7	10:34'55.947
6	2'43.902	33.526	22.395	31.994	4'11.817P	158,8	10:39'07.764
7	18.866	32.814	22.016	<b>31.878</b>	1'45.574	269,3	10:40'53.338
8	18.850	<b>32.736</b>	<b>21.942</b>	32.153	1'45.681	271,4	10:42'39.019
9	<b>18.652</b>	32.838	21.984	31.910	<b>1'45.384</b>	<b>276,2</b>	10:44'24.403
10	18.808	34.732	22.278	32.229	1'48.047	<b>276,2</b>	10:46'12.450

#### 17° 25 M. BRENNER (1'45.838)

Lap	Seg.1	Seg.2	Seg.3	Seg.4	Lap Time	km/h	Local Time
1		34.753	23.976	33.380	193,2	10:26'57.614	
2	19.062	33.582	22.237	32.263	1'47.144	269,3	10:28'44.758
3	19.053	33.023	22.111	32.022	1'46.209	270,7	10:30'30.967
4	18.987	33.147	22.027	48.318	2'02.479P	<b>274,1</b>	10:32'33.446
5	3'15.278	33.759	22.757	32.576	4'44.370P	186,2	10:37'17.816
6	18.955	33.112	22.155	<b>31.984</b>	1'46.206	268,0	10:39'04.022
7	19.038	<b>32.960</b>	22.086	32.162	1'46.246	269,3	10:40'50.268
8	18.917	33.089	22.025	32.129	1'46.160	270,7	10:42'36.428
9	<b>18.898</b>	32.975	<b>21.972</b>	31.993	<b>1'45.838</b>	270,0	10:44'22.266
10	18.987	33.072	22.071	32.290	1'46.420	270,0	10:46'08.686

#### 13° 30 A. VERDOIA (1'45.449)

Lap	Seg.1	Seg.2	Seg.3	Seg.4	Lap Time	km/h	Local Time
1		35.145	24.003	34.701	183,4	10:26'58.662	
2	19.105	33.094	22.024	32.323	1'46.546	268,0	10:28'45.208
3	18.869	33.000	22.050	32.084	1'46.003	272,7	10:30'31.211
4	19.006	33.253	22.015	45.987	2'00.261P	<b>274,8</b>	10:32'31.472
5	1'27.571	34.145	22.470	33.108	2'57.294P	150,2	10:35'28.766
6	18.922	32.943	<b>21.837</b>	32.199	1'45.901	266,0	10:37'14.667
7	19.003	32.940	21.883	32.074	1'45.900	266,0	10:39'00.567
8	18.892	32.991	22.233	36.694	1'50.810	268,0	10:40'51.377
9	18.745	32.926	21.854	32.064	1'45.589	274,1	10:42'36.966
10	18.731	<b>32.862</b>	21.866	<b>31.990</b>	<b>1'45.449</b>	<b>274,8</b>	10:44'22.415
11	<b>18.690</b>	32.942	22.164	32.420	1'46.216	271,4	10:46'08.631

#### 18° 71 C. BERGMAN (1'45.883)

Lap	Seg.1	Seg.2	Seg.3	Seg.4	Lap Time	km/h	Local Time
1		35.619	23.677	36.499	174,5	10:27'02.421	
2	19.388	33.895	24.568	34.188	1'52.039	274,1	10:28'54.460
3	19.122	33.119	22.216	32.264	1'46.721	<b>274,8</b>	10:30'41.181
4	19.173	33.025	22.002	32.471	1'46.671	272,7	10:32'27.852
5	<b>18.933</b>	33.880	22.764	42.613	1'58.190	<b>274,8</b>	10:34'26.042
6	19.182	33.022	22.014	32.073	1'46.291	268,7	10:36'12.333
7	19.220	33.082	<b>21.865</b>	32.209	1'46.376	268,7	10:37'58.709
8	20.762	34.968	22.104	32.323	1'50.157	269,3	10:39'48.866
9	19.126	<b>32.875</b>	21.891	32.216	1'46.108	272,7	10:41'34.974
10	19.035	32.909	21.888	<b>32.051</b>	<b>1'45.883</b>	271,4	10:43'20.857
11	19.050	32.973	21.963	32.101	1'46.087	273,4	10:45'06.944

#### 14° 40 U. ORRADRE (1'45.586)

Lap	Seg.1	Seg.2	Seg.3	Seg.4	Lap Time	km/h	Local Time
1		35.318	25.528	39.059	171,2	10:27'07.918	
2	19.283	33.245	22.216	32.217	1'46.961	268,7	10:28'54.879
3	19.080	32.993	22.297	32.954	1'47.324	276,2	10:30'42.203
4	<b>18.866</b>	32.984	21.969	32.030	1'45.849	274,1	10:32'28.052
5	20.305	34.964	22.017	45.486	2'02.772P	<b>277,6</b>	10:34'30.824
6	4'21.954	36.631	27.851	34.835	6'01.271P	173,4	10:40'32.095
7	19.071	33.044	22.367	32.333	1'46.815	268,7	10:42'18.910
8	18.872	32.847	<b>21.848</b>	<b>32.019</b>	<b>1'45.586</b>	270,7	10:44'04.496
9	18.885	<b>32.771</b>	22.083	32.215	1'45.954	272,7	10:45'50.450

#### 19° 84 M. FABRIZIO (1'46.040)

Lap	Seg.1	Seg.2	Seg.3	Seg.4	Lap Time	km/h	Local Time
1		34.182	22.673	32.470	193,9	10:27'11.787	
2	19.225	33.227	22.196	32.273	1'46.921	269,3	10:28'58.708
3	19.291	33.183	22.235	32.208	1'46.917	270,0	10:30'45.625
4	19.187	33.069	22.083	32.317	1'46.656	271,4	10:32'32.281
5	19.629	36.770	23.455	46.782	2'06.636P	<b>274,1</b>	10:34'38.917
6	4'03.861	48.907	26.619	36.646	5'56.033P	194,2	10:40'34.950
7	19.193	33.036	22.169	<b>31.970</b>	1'46.368	268,7	10:42'21.318
8	<b>18.955</b>	<b>32.866</b>	<b>22.027</b>	32.192	<b>1'46.040</b>	268,0	10:44'07.358
9	19.025	32.943	22.030	32.138	1'46.136	270,0	10:45'53.494

#### 15° 56 P. SEBESTYEN (1'45.635)

Lap	Seg.1	Seg.2	Seg.3	Seg.4	Lap Time	km/h	Local Time
1		33.769	22.411	33.658	198,9	10:27'51.627	
2	19.050	32.956	21.996	32.143	1'46.145	<b>272,7</b>	10:29'37.772
3	19.071	33.091	22.049	32.655	1'46.866	271,4	10:31'24.638
4	19.146	33.153	22.186	32.567	1'47.052C	269,3	10:33'11.690
5	19.342	33.993	22.633	46.113	2'02.081P	269,3	10:35'13.771
6	4'36.529	33.568	22.150	32.400	6'04.647P	197,1	10:41'18.418
7	18.957	<b>32.841</b>	<b>21.864</b>	<b>31.973</b>	<b>1'45.635</b>	<b>272,7</b>	10:43'04.053
8	18.957	33.508	22.718	32.684	1'47.867	272,0	10:44'51.920
9	<b>18.924</b>	33.009	21.978	32.326	1'46.237	272,0	10:46'38.157

#### 20° 31 D. VALLE (1'46.050)

Lap	Seg.1	Seg.2	Seg.3	Seg.4	Lap Time	km/h	Local Time
1		34.921	24.099	35.613	181,5	10:27'00.801	
2	19.185	33.061	22.452	32.531	1'47.229	<b>274,1</b>	10:28'48.030
3	19.004	33.081	22.253	36.417	1'50.755	273,4	10:30'38.785
4	19.650	33.495	22.353	35.010	1'50.508C	272,0	10:32'29.293
5	18.986	33.161	22.351	46.695	2'01.193P	273,4	10:34'30.486
6	4'24.493	36.279	27.708	34.449	6'02.929P	184,0	10:40'33.415
7	19.028	<b>32.798</b>	22.169	<b>32.139</b>	1'46.134	271,4	10:42'19.549
8	18.974	32.847	<b>22.054</b>	32.175	<b>1'46.050</b>	<b>274,1</b>	10:44'05.599
9	<b>18.909</b>	32.892	22.148	32.368	1'46.317	273,4	10:45'51.916

#### 16° 34 K. MANFREDI (1'45.703)

Lap	Seg.1	Seg.2	Seg.3	Seg.4	Lap Time	km/h	Local Time
1		35.015	24.512	35.349	179,4	10:26'58.887	
2	19.023	33.118	22.117	32.288	1'46.546	274,8	10:28'45.433
3	19.109	34.746	22.405	37.150	1'53.410	274,8	10:30'38.843
4	19.391	33.332	22.179	34.327	1'49.229	276,9	10:32'28.072

#### 21° 70 M. ALCOBA (1'46.199)

Lap	Seg.1	Seg.2	Seg.3	Seg.4	Lap Time	km/h	Local Time
1		33.994	22.549	32.426	193,5	10:27'10.176	
2	19.134	33.407	22.250	32.395	1'47.186	<b>276,9</b>	10:28'57.362

18/09/2021

P = Pits In/Out - C = Lap Time Cancelled

These data/results cannot be reproduced, stored and/or transmitted in whole or in part by any manner of electronic, mechanical, photocopying, recording, broadcasting or otherwise now known or herein after developed without the previous express consent by the copyright owner, except for reproduction in daily press and regular printed publications on sale to the public within 60 days of the event related to those data/results and always provided that copyright symbol appears together as follows below.

© DORNA WSBK ORGANIZATION Srl 2021

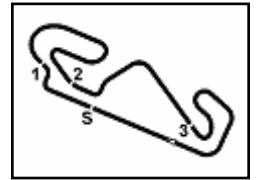
FIGR PERUGIA TIMING



Official Tyre Supplier



Official Timekeeper



## Hyundai N Catalunya Round, 17-19 September 2021

### Chronological Analysis Tissot Superpole

Circuit de Barcelona 4.657 m

3 / 4

3	19.110	33.054	22.423	32.326	1'46.913	272,7	10:30'44.275	4	19.013	33.449	22.468	32.725	1'47.655	270,7	10:32'17.016
4	<b>18.918</b>	33.067	22.007	32.339	1'46.331	273,4	10:32'30.606	5	19.145	33.679	22.383	45.612	2'00.819P	270,0	10:34'17.835
5	18.928	33.356	22.150	46.212	2'00.646P	273,4	10:34'31.252	6	4'44.016	33.209	22.450	32.997	6'12.672P	177,6	10:40'30.507
6	4'35.140	35.829	25.002	36.070	6'12.041P	184,9	10:40'43.293	7	18.896	33.107	22.275	32.363	1'46.641	271,4	10:42'17.148
7	18.980	<b>32.999</b>	22.142	32.288	1'46.409	272,0	10:42'29.702	8	<b>18.858</b>	33.283	22.200	32.379	1'46.720	<b>272,7</b>	10:44'03.868
8	18.950	33.076	22.027	32.146	<b>1'46.199</b>	274,8	10:44'15.901	9	18.978	<b>33.058</b>	<b>22.102</b>	<b>32.289</b>	<b>1'46.427</b>	271,4	10:45'50.295
9	22.193	39.116	<b>21.999</b>	<b>32.036</b>	1'55.344	271,4	10:46'11.245								

22° 96 D. SANCHIS MARTINEZ (1'46.244)							
Lap	Seg.1	Seg.2	Seg.3	Seg.4	Lap Time	km/h	Local Time
1		34.303	22.826	32.696		189,5	10:26'52.254
2	19.124	33.066	22.218	32.240	1'46.648	267,3	10:28'38.902
3	19.025	33.093	22.191	32.168	1'46.477	269,3	10:30'25.379
4	19.196	33.386	22.661	46.312	2'01.555P	269,3	10:32'26.934
5	3'53.328	33.801	22.668	32.512	5'22.309P	190,1	10:37'49.243
6	19.114	33.057	22.267	32.156	1'46.594	266,7	10:39'35.837
7	19.069	33.180	22.199	32.184	1'46.632	268,0	10:41'22.469
8	<b>18.983</b>	<b>33.023</b>	<b>22.087</b>	<b>32.151</b>	<b>1'46.244</b>	270,7	10:43'08.713
9	19.072	33.064	22.103	32.185	1'46.424	270,7	10:44'55.137
10	19.131	33.249	22.161	32.233	1'46.774	<b>271,4</b>	10:46'41.911

27° 24 L. TACCINI (1'46.662)							
Lap	Seg.1	Seg.2	Seg.3	Seg.4	Lap Time	km/h	Local Time
1			35.710	24.422	35.285	191,2	10:26'59.428
2	19.226	33.280	22.420	32.601	1'47.527	<b>274,1</b>	10:28'46.955
3	19.187	33.282	22.478	36.193	1'51.140	273,4	10:30'38.095
4	19.322	33.409	22.372	32.633	1'47.736	270,0	10:32'25.831
5	19.374	34.042	23.063	47.043	2'03.522P	268,0	10:34'29.353
6	5'06.903	34.936	26.997	37.318	6'46.154P	156,5	10:41'15.507
7	19.279	<b>33.137</b>	<b>22.245</b>	32.570	1'47.231	268,0	10:43'02.738
8	<b>19.011</b>	33.143	<b>22.128</b>	<b>32.380</b>	<b>1'46.662</b>	273,4	10:44'49.400
9	19.071	33.155	22.282	32.464	1'46.972	270,7	10:46'36.372

23° 9 S. JESPERSEN (1'46.257)							
Lap	Seg.1	Seg.2	Seg.3	Seg.4	Lap Time	km/h	Local Time
1		34.029	22.537	32.540		182,7	10:27'14.258
2	19.190	33.304	22.160	32.391	1'47.045	272,0	10:29'01.303
3	19.060	33.299	22.180	32.555	1'47.094	272,0	10:30'48.397
4	19.119	33.371	22.046	32.472	1'47.008	272,0	10:32'35.405
5	19.164	33.681	22.155	46.253	2'01.253P	<b>274,1</b>	10:34'36.658
6	3'58.015	34.378	22.300	32.358	5'27.051CP	193,2	10:40'03.709
7	18.997	<b>33.054</b>	21.944	32.262	<b>1'46.257</b>	271,4	10:41'49.966
8	19.006	33.249	<b>21.925</b>	33.996	1'48.176	272,7	10:43'38.142
9	<b>18.978</b>	33.284	22.045	<b>32.260</b>	1'46.567	<b>274,1</b>	10:45'24.709

28° 55 G. HENDRA PRATAMA (1'46.930)							
Lap	Seg.1	Seg.2	Seg.3	Seg.4	Lap Time	km/h	Local Time
1			35.072	24.755	36.293	188,2	10:27'01.873
2	19.380	33.779	22.356	32.863	1'48.378	<b>281,3</b>	10:28'50.251
3	19.275	33.566	22.214	32.983	1'48.038	277,6	10:30'38.289
4	19.532	33.476	22.314	32.780	1'48.102	272,7	10:32'26.391
5	19.242	33.896	22.719	46.949	2'02.806P	275,5	10:34'29.197
6	3'55.519	40.418	22.594	32.795	5'31.326P	93,6	10:40'00.523
7	19.092	33.288	22.193	32.711	1'47.284	272,7	10:41'47.807
8	19.188	33.306	22.169	32.669	1'47.332	274,1	10:43'35.139
9	<b>19.044</b>	<b>33.248</b>	<b>22.041</b>	<b>32.597</b>	<b>1'46.930</b>	276,2	10:45'22.069

24° 88 M. PATACCA (1'46.374)							
Lap	Seg.1	Seg.2	Seg.3	Seg.4	Lap Time	km/h	Local Time
1		34.297	22.899	32.773		149,8	10:27'23.902
2	19.206	33.037	22.314	32.481	1'47.038	268,7	10:29'10.940
3	19.156	33.175	22.230	32.568	1'47.129	<b>270,0</b>	10:30'58.069
4	19.090	33.150	22.171	32.608	1'47.019	<b>270,0</b>	10:32'45.088
5	19.230	33.211	22.151	32.757	1'47.349	267,3	10:34'32.437
6	19.783	34.374	23.081	46.173	2'03.411P	266,0	10:36'35.848
7	3'51.423	35.359	23.242	37.394	5'27.418P	186,5	10:42'03.266
8	19.130	<b>33.033</b>	22.116	32.429	1'46.708	267,3	10:43'49.974
9	<b>18.974</b>	33.043	<b>22.038</b>	<b>32.319</b>	<b>1'46.374</b>	268,0	10:45'36.348

29° 14 L. CAUCHI (1'46.995)							
Lap	Seg.1	Seg.2	Seg.3	Seg.4	Lap Time	km/h	Local Time
1			35.016	25.077	36.091	190,1	10:27'01.294
2	19.388	33.717	22.670	32.807	1'48.582	<b>274,1</b>	10:28'49.876
3	19.221	33.467	22.448	32.714	1'47.850	269,3	10:30'37.726
4	19.226	33.514	22.377	32.950	1'48.067	266,7	10:32'25.793
5	19.627	34.028	23.366	47.827	2'04.848P	265,4	10:34'30.641
6	1'27.039	36.029	23.218	33.879	3'00.165P	153,0	10:37'30.806
7	19.292	33.587	22.293	32.663	1'47.835	266,0	10:39'18.641
8	19.229	33.385	22.378	32.537	1'47.529	266,7	10:41'06.170
9	20.444	37.492	23.368	34.171	1'55.475	267,3	10:43'01.645
10	19.141	<b>33.262</b>	<b>22.212</b>	<b>32.380</b>	<b>1'46.995</b>	270,7	10:44'48.640
11	<b>19.098</b>	33.329	22.218	32.546	1'47.191	270,7	10:46'35.831

25° 85 L. ARBEL (1'46.403)							
Lap	Seg.1	Seg.2	Seg.3	Seg.4	Lap Time	km/h	Local Time
1		35.552	24.310	34.921		187,5	10:26'59.209
2	19.246	33.114	22.132	32.398	1'46.890	272,0	10:28'46.099
3	19.056	<b>33.063</b>	22.126	32.651	1'46.896	274,1	10:30'32.995
4	<b>18.995</b>	33.106	22.034	32.268	<b>1'46.403</b>	273,4	10:32'19.398
5	19.280	33.480	22.727	45.967	2'01.454P	272,0	10:34'20.852
6	4'42.674	38.170	23.767	37.327	6'21.938P	156,5	10:40'42.790
7	19.176	33.204	22.117	32.298	1'46.795	272,0	10:42'29.585
8	19.272	33.165	<b>22.008</b>	<b>32.067</b>	1'46.512	269,3	10:44'16.097
9	19.113	33.164	22.198	32.412	1'46.887	<b>274,8</b>	10:46'02.984

30° 42 S. FROSSARD (1'46.997)							
Lap	Seg.1	Seg.2	Seg.3	Seg.4	Lap Time	km/h	Local Time
1			34.525	22.845	32.829	98,4	10:27'09.758
2	19.447	33.377	22.264	32.800	1'47.888	273,4	10:28'57.646
3	<b>19.071</b>	33.264	22.395	32.498	1'47.228	<b>275,5</b>	10:30'44.874
4	19.160	33.281	22.394	32.481	1'47.316	<b>275,5</b>	10:32'32.190
5	19.268	34.724	22.954	45.328	2'02.274P	272,7	10:34'34.464
6	2'05.149	36.488	22.631	32.740	3'37.008P	161,7	10:38'11.472
7	19.309	33.117	22.379	<b>32.192</b>	<b>1'46.997</b>	269,3	10:39'58.469
8	19.115	<b>33.100</b>	22.233	32.645	1'47.093	273,4	10:41'45.562
9	19.162	33.305	22.346	32.537	1'47.350	272,0	10:43'32.912
10	19.127	33.211	<b>22.197</b>	32.508	1'47.043	272,0	10:45'19.955

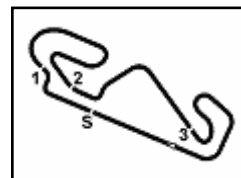
26° 95 V. TAKALA (1'46.427)							
Lap	Seg.1	Seg.2	Seg.3	Seg.4	Lap Time	km/h	Local Time
1		34.391	22.815	33.276		186,5	10:26'53.265
2	19.169	33.476	22.486	32.956	1'48.087	270,7	10:28'41.352
3	19.185	33.534	22.350	32.940	1'48.009	270,7	10:30'29.361

31° 50 O. VOSTATEK (1'47.253)							
Lap	Seg.1	Seg.2	Seg.3	Seg.4	Lap Time	km/h	Local Time
1			34.703	22.908	33.214	188,5	10:26'53.527
2	19.338	33.604	22.493	32.969	1'48.404	270,0	10:28'41.931

18/09/2021 P = Pits In/Out - C = Lap Time Cancelled

These data/results cannot be reproduced, stored and/or transmitted in whole or in part by any manner of electronic, mechanical, photocopying, recording, broadcasting or otherwise now known or herein after developed without the previous express consent by the copyright owner, except for reproduction in daily press and regular printed publications on sale to the public within 60 days of the event related to those data/results and always provided that copyright symbol appears together as follows below.

© DORNA WSBK ORGANIZATION Srl 2021



## Hyundai N Catalunya Round, 17-19 September 2021

### Chronological Analysis Tissot Superpole

3	19.224	33.771	22.510	33.051	1'48.556	268,7	10:30'30.487	4	19.652	33.849	<b>22.831</b>	33.349	<b>1'49.681</b>	<b>271,4</b>	10:32'38.380
4	19.325	33.858	22.310	32.743	1'48.236	266,0	10:32'18.723	5	19.497	33.910	22.867	33.621	1'49.895	268,0	10:34'28.275
5	19.339	33.871	22.499	46.573	2'02.282P	271,4	10:34'21.005	6	19.793	<b>33.846</b>	23.081	<b>33.296</b>	1'50.016	265,4	10:36'18.291
6	4'14.296	34.867	22.470	32.985	5'44.618P	188,5	10:40'05.623	7	19.633	34.106	22.891	33.528	1'50.158	264,1	10:38'08.449
7	19.156	<b>33.366</b>	22.254	<b>32.593</b>	1'47.369	268,7	10:41'52.992	8	19.790	34.876	23.868	47.159	2'05.693P	264,7	10:40'14.142
8	<b>18.904</b>	33.468	<b>22.222</b>	32.659	<b>1'47.253</b>	<b>276,9</b>	10:43'40.245	9	2'57.213	34.932	25.066	33.456	4'30.667P	180,3	10:44'44.809
9	19.141	33.521	22.306	32.704	1'47.672	269,3	10:45'27.917	10	<b>19.489</b>	33.870	23.025	33.483	1'49.867	269,3	10:46'34.676

#### 32° 2 L. MONTELLA (1'47.418)

Lap	Seg.1	Seg.2	Seg.3	Seg.4	Lap Time	km/h	Local Time
1		52.165	24.396	33.286		183,4	10:27'15.302
2	19.686	45.808	23.813	33.516	2'02.823	269,3	10:29'18.125
3	19.709	33.956	22.847	33.323	1'49.835	266,7	10:31'07.960
4	19.508	33.635	22.399	32.979	1'48.521	268,7	10:32'56.481
5	19.682	33.661	22.734	46.662	2'02.739P	268,0	10:34'59.220
6	3'35.860	35.695	22.717	32.891	5'07.163P	186,9	10:40'06.383
7	19.525	33.580	22.320	32.628	1'48.053	<b>273,4</b>	10:41'54.436
8	19.409	<b>33.322</b>	22.500	32.813	1'48.044	271,4	10:43'42.480
9	<b>19.208</b>	33.353	<b>22.263</b>	<b>32.594</b>	<b>1'47.418</b>	271,4	10:45'29.898

#### 33° 69 E. MONTERO HUERTA (1'47.796)

Lap	Seg.1	Seg.2	Seg.3	Seg.4	Lap Time	km/h	Local Time
1		35.439	24.433	36.563		184,6	10:27'01.547
2	19.808	34.766	23.394	33.555	1'51.523	<b>272,0</b>	10:28'53.070
3	19.619	33.782	22.520	33.163	1'49.084	267,3	10:30'42.154
4	19.509	33.549	22.486	33.054	1'48.598	270,7	10:32'30.752
5	<b>19.343</b>	33.692	22.434	46.260	2'01.729P	270,0	10:34'32.481
6	2'42.722	35.709	22.874	33.263	4'14.568P	146,1	10:38'47.049
7	19.567	33.569	<b>22.294</b>	32.797	1'48.227	261,5	10:40'35.276
8	19.344	<b>33.485</b>	22.338	<b>32.629</b>	<b>1'47.796</b>	264,7	10:42'23.072
9	19.389	33.571	22.297	32.891	1'48.148	264,1	10:44'11.220
10	19.469	33.548	22.408	32.862	1'48.287	262,8	10:45'59.507

#### 34° 45 S. KAWASAKI (1'48.019)

Lap	Seg.1	Seg.2	Seg.3	Seg.4	Lap Time	km/h	Local Time
1		34.328	23.861	34.610		187,8	10:27'02.025
2	19.448	34.107	23.235	32.878	1'49.668	<b>277,6</b>	10:28'51.693
3	19.915	37.568	22.911	<b>32.266</b>	1'52.660	267,3	10:30'44.353
4	19.365	<b>33.471</b>	22.735	32.603	1'48.174	270,0	10:32'32.527
5	19.286	34.530	23.269	50.520	2'07.605P	275,5	10:34'40.132
6	3'45.400	36.516	22.924	32.439	5'17.279P	168,0	10:39'57.411
7	19.291	33.513	22.741	32.674	1'48.219	270,0	10:41'45.630
8	19.449	33.555	22.453	32.562	<b>1'48.019</b>	268,0	10:43'33.649
9	<b>19.196</b>	33.825	<b>22.433</b>	32.782	1'48.236	268,7	10:45'21.885

#### 35° 92 B. VAN EERDE (1'48.134)

Lap	Seg.1	Seg.2	Seg.3	Seg.4	Lap Time	km/h	Local Time
1		34.589	23.013	33.339		187,5	10:26'54.340
2	19.949	34.191	22.641	34.882	1'51.663	266,7	10:28'46.003
3	19.537	33.614	22.453	32.890	1'48.494	272,0	10:30'34.497
4	19.560	34.356	22.848	35.069	1'51.833	266,0	10:32'26.330
5	19.838	34.130	22.656	47.896	2'04.520P	<b>273,4</b>	10:34'30.850
6	4'01.617	34.626	23.023	34.203	5'33.469P	168,8	10:40'04.319
7	19.564	33.605	22.386	32.891	1'48.446	268,0	10:41'52.765
8	19.593	33.613	<b>22.296</b>	32.919	1'48.421	267,3	10:43'41.186
9	<b>19.457</b>	<b>33.570</b>	22.308	<b>32.799</b>	<b>1'48.134</b>	269,3	10:45'29.320

#### 36° 44 B. SAHIN (1'49.681)

Lap	Seg.1	Seg.2	Seg.3	Seg.4	Lap Time	km/h	Local Time
1		35.928	24.998	36.339		188,5	10:27'01.178
2	19.930	34.380	23.259	33.979	1'51.548	<b>271,4</b>	10:28'52.726
3	22.995	35.914	23.143	33.921	1'55.973	270,7	10:30'48.699

18/09/2021 P = Pits In/Out - C = Lap Time Cancelled

These data/results cannot be reproduced, stored and/or transmitted in whole or in part by any manner of electronic, mechanical, photocopying, recording, broadcasting or otherwise now known or herein after developed without the previous express consent by the copyright owner, except for reproduction in daily press and regular printed publications on sale to the public within 60 days of the event related to those data/results and always provided that copyright symbol appears together as follows below.

© DORNA WSBK ORGANIZATION Srl 2021

