

## Hyundai N Catalunya Round, 17-19 September 2021

### Results Warm Up

Circuit de Barcelona 4.657 m

1 / 2

No.	Rider	Nat	Team	Bike	Class	Time	Gap	Rel.	Laps	Speed	
										Avg	Max
1	66 N. TUULI	FIN	MV Agusta Corse Clienti	MV Agusta F3 675		<b>1'45.097</b>			8	159,521	<b>274,1</b>
2	21 R. KRUMMENACHER	SUI	CM Racing	Yamaha YZF R6		<b>1'45.280</b>	0.183	0.183	8	159,244	<b>270,7</b>
3	3 R. DE ROSA	ITA	Orelac Racing VerdNatura	Kawasaki ZX-6R		<b>1'45.349</b>	0.252	0.069	8	159,140	<b>278,4</b>
4	81 M. GONZALEZ	ESP	Yamaha ParkinGo Team	Yamaha YZF R6		<b>1'45.381</b>	0.284	0.032	7	159,091	<b>274,1</b>
5	61 C. ONCU	TUR	Kawasaki Puccetti Racing	Kawasaki ZX-6R		<b>1'45.597</b>	0.500	0.216	8	158,766	<b>276,9</b>
6	38 H. SOOMER	EST	Kallio Racing	Yamaha YZF R6		<b>1'45.652</b>	0.555	0.055	8	158,683	<b>275,5</b>
7	5 P. OETTL	GER	Kawasaki Puccetti Racing	Kawasaki ZX-6R		<b>1'45.774</b>	0.677	0.122	6	158,500	<b>277,6</b>
8	52 P. HOBELBERGER	GER	Bonovo MGM Racing	Yamaha YZF R6		<b>1'45.839</b>	0.742	0.065	6	158,403	<b>276,9</b>
9	70 M. ALCOBA	ESP	Yamaha MS Racing	Yamaha YZF R6		<b>1'46.026</b>	0.929	0.187	7	158,123	<b>279,8</b>
10	71 C. BERGMAN	SWE	Wojcik Racing Team	Yamaha YZF R6		<b>1'46.053</b>	0.956	0.027	8	158,083	<b>274,1</b>
11	25 M. BRENNER	SUI	VFT Racing	Yamaha YZF R6		<b>1'46.096</b>	0.999	0.043	8	158,019	<b>276,2</b>
12	4 S. ODENDAAL	RSA	Evan Bros. WorldSSP Yamaha Team	Yamaha YZF R6		<b>1'46.209</b>	1.112	0.113	7	157,851	<b>276,9</b>
13	28 G. VAN STRAALLEN	NED	EAB Racing Team	Yamaha YZF R6		<b>1'46.228</b>	1.131	0.019	8	157,823	<b>278,4</b>
14	40 U. ORRADRE	ESP	Yamaha MS Racing	Yamaha YZF R6		<b>1'46.265</b>	1.168	0.037	8	157,768	<b>275,5</b>
15	31 D. VALLE	ESP	Yamaha MS Racing	Yamaha YZF R6		<b>1'46.348</b>	1.251	0.083	8	157,645	<b>277,6</b>
16	94 F. CARICASULO	ITA	Biblion Iberica Yamaha Motoxrcing	Yamaha YZF R6	*	<b>1'46.531</b>	1.434	0.183	8	157,374	<b>274,1</b>
17	34 K. MANFREDI	ITA	Altoago Racing Team	Yamaha YZF R6	*	<b>1'46.534</b>	1.437	0.003	8	157,369	<b>276,9</b>
18	96 D. SANCHIS MARTINEZ	ESP	WRP Wepol Racing	Yamaha YZF R6		<b>1'46.648</b>	1.551	0.114	7	157,201	<b>271,4</b>
19	85 L. ARBEL	FRA	Andotrans Team Torrento	Yamaha YZF R6		<b>1'46.778</b>	1.681	0.130	8	157,010	<b>274,1</b>
20	50 O. VOSTATEK	CZE	IXS-YART Yamaha	Yamaha YZF R6		<b>1'46.969</b>	1.872	0.191	8	156,730	<b>275,5</b>
21	24 L. TACCINI	ITA	Orelac Racing VerdNatura	Kawasaki ZX-6R	*	<b>1'46.997</b>	1.900	0.028	5	156,689	<b>276,9</b>
22	88 M. PATACCA	ITA	Biblion Iberica Yamaha Motoxrcing	Yamaha YZF R6		<b>1'47.177</b>	2.080	0.180	8	156,425	<b>271,4</b>
23	95 V. TAKALA	FIN	Kallio Racing	Yamaha YZF R6		<b>1'47.209</b>	2.112	0.032	8	156,379	<b>273,4</b>
24	22 F. FULIGNI	ITA	VFT Racing	Yamaha YZF R6		<b>1'47.272</b>	2.175	0.063	8	156,287	<b>276,2</b>
25	9 S. JESPERSEN	DEN	Ten Kate Racing Yamaha	Yamaha YZF R6		<b>1'47.287</b>	2.190	0.015	8	156,265	<b>279,8</b>
26	56 P. SEBESTYEN	HUN	Evan Bros. WorldSSP Yamaha Team	Yamaha YZF R6		<b>1'47.289</b>	2.192	0.002	8	156,262	<b>273,4</b>
27	84 M. FABRIZIO	ITA	G.A.P. MOTOZOO Racing by Puccetti	Kawasaki ZX-6R		<b>1'47.326</b>	2.229	0.037	7	156,208	<b>270,7</b>
28	14 L. CAUCHI	FRA	GMT94 Yamaha	Yamaha YZF R6		<b>1'47.675</b>	2.578	0.349	8	155,702	<b>272,7</b>
29	42 S. FROSSARD	SUI	Moto Team Jura Vitesse	Yamaha YZF R6	*	<b>1'47.771</b>	2.674	0.096	7	155,563	<b>278,4</b>
30	55 G. HENDRA PRATAMA	INA	Ten Kate Racing Yamaha	Yamaha YZF R6		<b>1'48.275</b>	3.178	0.504	7	154,839	<b>279,1</b>
31	92 B. VAN EERDE	AUS	IXS-YART Yamaha	Yamaha YZF R6		<b>1'48.614</b>	3.517	0.339	8	154,356	<b>272,0</b>
32	2 L. MONTELLA	ITA	Chiodo Moto Racing	Yamaha YZF R6	*	<b>1'48.898</b>	3.801	0.284	8	153,953	<b>275,5</b>
33	69 E. MONTERO HUERTA	ESP	DK Motorsport	Yamaha YZF R6	*	<b>1'48.964</b>	3.867	0.066	7	153,860	<b>271,4</b>
34	45 S. KAWASAKI	JPN	G.A.P. MOTOZOO Racing by Puccetti	Kawasaki ZX-6R	*	<b>1'48.980</b>	3.883	0.016	8	153,837	<b>271,4</b>
35	44 B. SAHIN	SUI	Altoago Racing Team	Yamaha YZF R6		<b>1'50.582</b>	5.485	1.602	7	151,609	<b>270,0</b>

\* WorldSSP Challenge

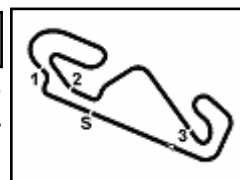
AIR	Humidity:	67%	Temp:	16°C
TRACK	Condition:	Dry	Temp:	22°C

Records	Pole (SP)	2021	M.Gonzalez	1'44.593	160,290	Km/h
	Race (RC1)	2021	M.Fabrizio	1'49.275	153,420	Km/h
	All Times (SP)	2021	M.Gonzalez	1'44.593	160,290	Km/h

Start	End	The results are provisional until the end of the time limit for protests and appeals and the completion of the technical checks.
19/09/2021 09:40	09:58	

These data/results cannot be reproduced, stored and/or transmitted in whole or in part by any manner of electronic, mechanical, photocopying, recording, broadcasting or otherwise now known or herein after developed without the previous express consent by the copyright owner, except for reproduction in daily press and regular printed publications on sale to the public within 60 days of the event related to those data/results and always provided that copyright symbol appears together as follows below.

© DORNA WSBK ORGANIZATION Srl 2021



## Hyundai N Catalunya Round, 17-19 September 2021

### Results Warm Up

Circuit de Barcelona 4.657 m

2 / 2

### Session Highlights

Local Time	No. Rider	Description
09.40.00		Start
09.40.32		WorldSSP Pit Intervention Time: 1min 21secs
09.48.24	4 S. ODENDAAL	Lap Cancelled (1'46.543) - Exceeded Track Limits - Turn 14
09.49.07	81 M. GONZALEZ	Lap Cancelled (1'45.607) - Exceeded Track Limits - Turn 14
09.50.02		WorldSSP300 WUP Pit Lane Will Open at 10.05
09.50.26	22 F. FULIGNI	Lap Cancelled (1'47.325) - Exceeded Track Limits - Turn 13
09.57.52	45 S. KAWASAKI	Lap Cancelled (1'49.292) - Exceeded Track Limits - Turn 9
09.58.22		End Of Session

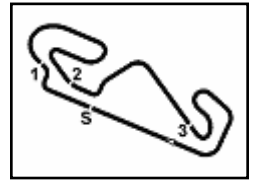
### Fastest Laps Sequence

No.	Rider	Nat	Team	Bike	Local Time	Time	Gap	Avg
21	R. KRUMMENACHER	SUI	CM Racing	Yamaha YZF R6	09:43'38.671	<b>1'45.977</b>		158,197
61	C. ONCU	TUR	Kawasaki Puccetti Racing	Kawasaki ZX-6R	09:44'12.211	<b>1'45.887</b>	-0.090	158,331
81	M. GONZALEZ	ESP	Yamaha ParkinGo Team	Yamaha YZF R6	09:44'52.715	<b>1'45.725</b>	-0.162	158,574
21	R. KRUMMENACHER	SUI	CM Racing	Yamaha YZF R6	09:45'24.292	<b>1'45.621</b>	-0.104	158,730
66	N. TUULI	FIN	MV Agusta Corse Clienti	MV Agusta F3 675	09:46'08.884	<b>1'45.502</b>	-0.119	158,909
66	N. TUULI	FIN	MV Agusta Corse Clienti	MV Agusta F3 675	09:47'54.031	<b>1'45.147</b>	-0.355	159,445
66	N. TUULI	FIN	MV Agusta Corse Clienti	MV Agusta F3 675	09:53'10.542	<b>1'45.097</b>	-0.050	159,521

19/09/2021      Start      End      The results are provisional until the end of the time limit for protests and appeals  
09:40      09:58      and the completion of the technical checks.

These data/results cannot be reproduced, stored and/or transmitted in whole or in part by any manner of electronic, mechanical, photocopying, recording, broadcasting or otherwise now known or herein after developed without the previous express consent by the copyright owner, except for reproduction in daily press and regular printed publications on sale to the public within 60 days of the event related to those data/results and always provided that copyright symbol appears together as follows below.

© DORNA WSBK ORGANIZATION Srl 2021



**Hyundai N Catalunya Round, 17-19 September 2021**  
**Starting Grid - Race 2 (18 Laps x 4,657 km = 83,826 km)**

Circuit de Barcelona 4.657 m

1	1	<b>81</b> GONZALEZ M. Yamaha 1'44.593	2	<b>21</b> KRUMMENACHER R. Yamaha 1'44.749	3	<b>66</b> TUULI N. MV Agusta 1'44.782
2	4	<b>3</b> DE ROSA R. Kawasaki 1'44.867	5	<b>5</b> OETTL P. Kawasaki 1'45.048	6	<b>4</b> ODENDAAL S. Yamaha 1'45.108
3	7	<b>22</b> FULIGNI F. Yamaha 1'45.156	8	<b>38</b> SOOMER H. Yamaha 1'45.241	9	<b>94</b> CARICASULO F. Yamaha 1'45.334
4	10	<b>61</b> ONCU C. Kawasaki 1'45.375	11	<b>52</b> HOBELSBERGER P. Yamaha 1'45.376	12	<b>28</b> VAN STRAALEN G. Yamaha 1'45.384
5	13	<b>40</b> ORRADRE U. Yamaha 1'45.586	14	<b>56</b> SEBESTYEN P. Yamaha 1'45.635	15	<b>34</b> MANFREDI K. Yamaha 1'45.703
6	16	<b>25</b> BRENNER M. Yamaha 1'45.838	17	<b>71</b> BERGMAN C. Yamaha 1'45.883	18	<b>84</b> FABRIZIO M. Kawasaki 1'46.040
7	19	<b>31</b> VALLE D. Yamaha 1'46.050	20	<b>70</b> ALCOBA M. Yamaha 1'46.199	21	<b>96</b> SANCHIS MARTINEZ Yamaha 1'46.244
8	22	<b>9</b> JESPERSEN S. Yamaha 1'46.257	23	<b>88</b> PATACCA M. Yamaha 1'46.374	24	<b>85</b> ARBEL L. Yamaha 1'46.403
9	25	<b>95</b> TAKALA V. Yamaha 1'46.427	26	<b>24</b> TACCINI L. Kawasaki 1'46.662	27	<b>55</b> HENDRA PRATAMA G Yamaha 1'46.930
10	28	<b>14</b> CAUCHI L. Yamaha 1'46.995	29	<b>42</b> FROSSARD S. Yamaha 1'46.997	30	<b>2</b> MONTELLA L. Yamaha 1'47.418
11	31	<b>69</b> MONTERO HUERTA E Yamaha 1'47.796	32	<b>45</b> KAWASAKI S. Kawasaki 1'48.019	33	<b>92</b> VAN EERDE B. Yamaha 1'48.134
12	34	<b>44</b> SAHIN B. Yamaha 1'49.681	35	<b>50</b> VOSTATEK O. Yamaha 1'47.253		

N.30 (Verdoia A.) will not take part in the race. Declared unfit after Race 1  
N.50 (Vostatek O.) will start the race from the pit lane (art.3.2.2)

19/09/2021 The Race Director .....

\* = Penalized

These data/results cannot be reproduced, stored and/or transmitted in whole or in part by any manner of electronic, mechanical, photocopying, recording, broadcasting or otherwise now known or herein after developed without the previous express consent by the copyright owner, except for reproduction in daily press and regular printed publications on sale to the public within 60 days of the event related to those data/results and always provided that copyright symbol appears together as follows below. © DORNA WSBK ORGANIZATION Srl 2021

## Hyundai N Catalunya Round, 17-19 September 2021

### Best Sectors & Speed Warm Up

Circuit de Barcelona 4.657 m

#### BEST LAP

1	66 N. TUULI	MV Agusta F3 675	1'45.097
2	21 R. KRUMMENACHER	Yamaha YZF R6	1'45.280
3	3 R. DE ROSA	Kawasaki ZX-6R	1'45.349
4	81 M. GONZALEZ	Yamaha YZF R6	1'45.381
5	61 C. ONCU	Kawasaki ZX-6R	1'45.597
6	38 H. SOOMER	Yamaha YZF R6	1'45.652
7	5 P. OETTL	Kawasaki ZX-6R	1'45.774
8	52 P. HOBELSBERGER	Yamaha YZF R6	1'45.839
9	70 M. ALCOBA	Yamaha YZF R6	1'46.026
10	71 C. BERGMAN	Yamaha YZF R6	1'46.053
11	25 M. BRENNER	Yamaha YZF R6	1'46.096
12	4 S. ODENDAAL	Yamaha YZF R6	1'46.209
13	28 G. VAN STRAALEN	Yamaha YZF R6	1'46.228
14	40 U. ORRADRE	Yamaha YZF R6	1'46.265
15	31 D. VALLE	Yamaha YZF R6	1'46.348
16	94 F. CARICASULO	Yamaha YZF R6	1'46.531
17	34 K. MANFREDI	Yamaha YZF R6	1'46.534
18	96 D. SANCHIS MARTINEZ	Yamaha YZF R6	1'46.648
19	85 L. ARBEL	Yamaha YZF R6	1'46.778
20	50 O. VOSTATEK	Yamaha YZF R6	1'46.969
21	24 L. TACCINI	Kawasaki ZX-6R	1'46.997
22	88 M. PATACCA	Yamaha YZF R6	1'47.177
23	95 V. TAKALA	Yamaha YZF R6	1'47.209
24	22 F. FULIGNI	Yamaha YZF R6	1'47.272
25	9 S. JESPERSEN	Yamaha YZF R6	1'47.287
26	56 P. SEBESTYEN	Yamaha YZF R6	1'47.289
27	84 M. FABRIZIO	Kawasaki ZX-6R	1'47.326
28	14 L. CAUCHI	Yamaha YZF R6	1'47.675
29	42 S. FROSSARD	Yamaha YZF R6	1'47.771
30	55 G. HENDRA PRATAMA	Yamaha YZF R6	1'48.275
31	92 B. VAN EERDE	Yamaha YZF R6	1'48.614
32	2 L. MONTELLA	Yamaha YZF R6	1'48.898
33	69 E. MONTERO HUERTA	Yamaha YZF R6	1'48.964
34	45 S. KAWASAKI	Kawasaki ZX-6R	1'48.980
35	44 B. SAHIN	Yamaha YZF R6	1'50.582

#### SPEED

1	70 M. ALCOBA	Yamaha YZF R6	279.8
2	9 S. JESPERSEN	Yamaha YZF R6	279.8
3	55 G. HENDRA PRATAMA	Yamaha YZF R6	279.1
4	28 G. VAN STRAALEN	Yamaha YZF R6	278.4
5	3 R. DE ROSA	Kawasaki ZX-6R	278.4
6	42 S. FROSSARD	Yamaha YZF R6	278.4
7	5 P. OETTL	Kawasaki ZX-6R	277.6
8	31 D. VALLE	Yamaha YZF R6	277.6
9	4 S. ODENDAAL	Yamaha YZF R6	276.9
10	24 L. TACCINI	Kawasaki ZX-6R	276.9
11	61 C. ONCU	Kawasaki ZX-6R	276.9
12	34 K. MANFREDI	Yamaha YZF R6	276.9
13	52 P. HOBELSBERGER	Yamaha YZF R6	276.9
14	25 M. BRENNER	Yamaha YZF R6	276.2
15	22 F. FULIGNI	Yamaha YZF R6	276.2
16	40 U. ORRADRE	Yamaha YZF R6	275.5
17	50 O. VOSTATEK	Yamaha YZF R6	275.5
18	38 H. SOOMER	Yamaha YZF R6	275.5
19	2 L. MONTELLA	Yamaha YZF R6	275.5
20	85 L. ARBEL	Yamaha YZF R6	274.1
21	71 C. BERGMAN	Yamaha YZF R6	274.1
22	94 F. CARICASULO	Yamaha YZF R6	274.1
23	81 M. GONZALEZ	Yamaha YZF R6	274.1
24	66 N. TUULI	MV Agusta F3 675	274.1
25	95 V. TAKALA	Yamaha YZF R6	273.4
26	56 P. SEBESTYEN	Yamaha YZF R6	273.4
27	14 L. CAUCHI	Yamaha YZF R6	272.7
28	92 B. VAN EERDE	Yamaha YZF R6	272.0
29	45 S. KAWASAKI	Kawasaki ZX-6R	271.4
30	88 M. PATACCA	Yamaha YZF R6	271.4
31	69 E. MONTERO HUERTA	Yamaha YZF R6	271.4
32	96 D. SANCHIS MARTINEZ	Yamaha YZF R6	271.4
33	84 M. FABRIZIO	Kawasaki ZX-6R	270.7
34	21 R. KRUMMENACHER	Yamaha YZF R6	270.7
35	44 B. SAHIN	Yamaha YZF R6	270.0

#### SEG. 1

1	61 C. ONCU	18.708
2	66 N. TUULI	18.712
3	3 R. DE ROSA	18.720
4	28 G. VAN STRAALEN	18.738
5	81 M. GONZALEZ	18.745
6	38 H. SOOMER	18.764
7	52 P. HOBELSBERGER	18.773
8	21 R. KRUMMENACHER	18.817
9	5 P. OETTL	18.824
10	40 U. ORRADRE	18.871
11	70 M. ALCOBA	18.913
12	50 O. VOSTATEK	18.918
13	4 S. ODENDAAL	18.920
14	31 D. VALLE	18.966
15	25 M. BRENNER	18.982
16	94 F. CARICASULO	18.983
17	42 S. FROSSARD	19.007
18	71 C. BERGMAN	19.008
19	34 K. MANFREDI	19.015
20	24 L. TACCINI	19.018
21	56 P. SEBESTYEN	19.029
22	22 F. FULIGNI	19.047
23	95 V. TAKALA	19.074
24	96 D. SANCHIS MARTINEZ	19.107
25	88 M. PATACCA	19.122
26	9 S. JESPERSEN	19.126
27	14 L. CAUCHI	19.149
28	84 M. FABRIZIO	19.175
29	85 L. ARBEL	19.208
30	55 G. HENDRA PRATAMA	19.238
31	2 L. MONTELLA	19.382
32	92 B. VAN EERDE	19.428
33	45 S. KAWASAKI	19.464
34	69 E. MONTERO HUERTA	19.542
35	44 B. SAHIN	19.700

#### SEG. 2

1	61 C. ONCU	32.735
2	21 R. KRUMMENACHER	32.741
3	66 N. TUULI	32.745
4	38 H. SOOMER	32.804
5	81 M. GONZALEZ	32.810
6	52 P. HOBELSBERGER	32.819
7	25 M. BRENNER	32.825
8	3 R. DE ROSA	32.867
9	31 D. VALLE	32.891
10	5 P. OETTL	32.914
11	4 S. ODENDAAL	32.930
12	71 C. BERGMAN	32.966
13	40 U. ORRADRE	32.976
14	28 G. VAN STRAALEN	32.999
15	70 M. ALCOBA	33.007
16	34 K. MANFREDI	33.031
17	96 D. SANCHIS MARTINEZ	33.036
18	94 F. CARICASULO	33.085
19	85 L. ARBEL	33.143
20	22 F. FULIGNI	33.186
21	24 L. TACCINI	33.201
22	95 V. TAKALA	33.295
23	88 M. PATACCA	33.299
24	42 S. FROSSARD	33.384
25	56 P. SEBESTYEN	33.392
26	50 O. VOSTATEK	33.409
27	84 M. FABRIZIO	33.417
28	9 S. JESPERSEN	33.495
29	14 L. CAUCHI	33.510
30	69 E. MONTERO HUERTA	33.526
31	92 B. VAN EERDE	33.660
32	55 G. HENDRA PRATAMA	33.741
33	2 L. MONTELLA	33.760
34	45 S. KAWASAKI	33.814
35	44 B. SAHIN	34.200

#### SEG. 3

1	81 M. GONZALEZ	21.690
2	66 N. TUULI	21.719
3	21 R. KRUMMENACHER	21.741
4	52 P. HOBELSBERGER	21.743
5	5 P. OETTL	21.829
6	70 M. ALCOBA	21.839
7	61 C. ONCU	21.859
8	71 C. BERGMAN	21.860
9	38 H. SOOMER	21.861
10	3 R. DE ROSA	21.900
11	85 L. ARBEL	21.922
12	25 M. BRENNER	21.930
13	4 S. ODENDAAL	21.933
14	40 U. ORRADRE	21.935
15	94 F. CARICASULO	21.986
16	28 G. VAN STRAALEN	21.992
17	9 S. JESPERSEN	22.025
18	34 K. MANFREDI	22.040
19	96 D. SANCHIS MARTINEZ	22.041
20	50 O. VOSTATEK	22.096
21	88 M. PATACCA	22.129
22	55 G. HENDRA PRATAMA	22.153
23	56 P. SEBESTYEN	22.164
24	95 V. TAKALA	22.184
25	31 D. VALLE	22.187
26	22 F. FULIGNI	22.224
27	84 M. FABRIZIO	22.236
28	14 L. CAUCHI	22.251
29	24 L. TACCINI	22.255
30	42 S. FROSSARD	22.302
31	2 L. MONTELLA	22.303
32	92 B. VAN EERDE	22.362
33	69 E. MONTERO HUERTA	22.474
34	45 S. KAWASAKI	22.556
35	44 B. SAHIN	22.853

#### SEG. 4

1	66 N. TUULI	31.708
2	21 R. KRUMMENACHER	31.835
3	3 R. DE ROSA	31.861
4	61 C. ONCU	31.886
5	81 M. GONZALEZ	31.985
6	5 P. OETTL	31.994
7	25 M. BRENNER	32.038
8	71 C. BERGMAN	32.088
9	38 H. SOOMER	32.089
10	70 M. ALCOBA	32.137
11	28 G. VAN STRAALEN	32.140
12	31 D. VALLE	32.164
13	34 K. MANFREDI	32.178
14	52 P. HOBELSBERGER	32.204
15	96 D. SANCHIS MARTINEZ	32.206
16	94 F. CARICASULO	32.244
17	40 U. ORRADRE	32.265
18	4 S. ODENDAAL	32.281
19	85 L. ARBEL	32.330
20	9 S. JESPERSEN	32.351
21	50 O. VOSTATEK	32.432
22	95 V. TAKALA	32.444
23	84 M. FABRIZIO	32.467
24	22 F. FULIGNI	32.493
25	88 M. PATACCA	32.493
26	24 L. TACCINI	32.513
27	56 P. SEBESTYEN	32.533
28	14 L. CAUCHI	32.705
29	42 S. FROSSARD	32.744
30	45 S. KAWASAKI	32.786
31	55 G. HENDRA PRATAMA	32.952
32	92 B. VAN EERDE	33.014
33	69 E. MONTERO HUERTA	33.079
34	2 L. MONTELLA	33.124
35	44 B. SAHIN	33.506

19/09/2021

These data/results cannot be reproduced, stored and/or transmitted in whole or in part by any manner of electronic, mechanical, photocopying, recording, broadcasting or otherwise now known or herein after developed without the previous express consent by the copyright owner, except for reproduction in daily press and regular printed publications on sale to the public within 60 days of the event related to those data/results and always provided that copyright symbol appears together as follows below.

© DORNA WSBK ORGANIZATION Srl 2021

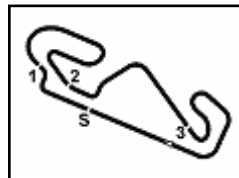
FICR PERUGIA TIMING



Official Tyre Supplier



Official Timekeeper



## Hyundai N Catalunya Round, 17-19 September 2021

### Ideal Times Warm Up

Circuit de Barcelona 4.657 m

1 / 2

No.	Rider	Nat	Bike	Seg. 1	Seg. 2	Seg. 3	Seg. 4	Ideal Time		
				Diff. 1	Diff. 2	Diff. 3	Diff. 4	Best Lap	Pos.	Diff.
1	66 N. TUULI	FIN	MV Agusta F3 675	18.712 +0.109	32.745	21.719 +0.104	<b>31.708</b>	<b>1'44.884</b> 1'45.097	1	0.213
2	21 R. KRUMMENACHER	SUI	Yamaha YZF R6	18.817 +0.099	32.741	21.741 +0.047	31.835	<b>1'45.134</b> 1'45.280	2	0.146
3	61 C. ONCU	TUR	Kawasaki ZX-6R	<b>18.708</b> +0.039	<b>32.735</b> +0.254	21.859 +0.116	31.886	<b>1'45.188</b> 1'45.597	5	0.409
4	81 M. GONZALEZ	ESP	Yamaha YZF R6	18.745	32.810 +0.083	<b>21.690</b>	31.985 +0.068	<b>1'45.230</b> 1'45.381	4	0.151
5	3 R. DE ROSA	ITA	Kawasaki ZX-6R	18.720	32.867	21.900 +0.001	31.861	<b>1'45.348</b> 1'45.349	3	0.001
6	38 H. SOOMER	EST	Yamaha YZF R6	18.764 +0.125	32.804	21.861 +0.009	32.089	<b>1'45.518</b> 1'45.652	6	0.134
7	52 P. HOBELSBERGER	GER	Yamaha YZF R6	18.773 +0.079	32.819 +0.110	21.743 +0.110	32.204 +0.001	<b>1'45.539</b> 1'45.839	8	0.300
8	5 P. OETTL	GER	Kawasaki ZX-6R	18.824 +0.139	32.914	21.829	31.994 +0.074	<b>1'45.561</b> 1'45.774	7	0.213
9	25 M. BRENNER	SUI	Yamaha YZF R6	18.982 +0.101	32.825 +0.136	21.930 +0.084	32.038	<b>1'45.775</b> 1'46.096	11	0.321
10	28 G. VAN STRAALEN	NED	Yamaha YZF R6	18.738 +0.234	32.999	21.992	32.140 +0.125	<b>1'45.869</b> 1'46.228	13	0.359
11	70 M. ALCOBA	ESP	Yamaha YZF R6	18.913 +0.001	33.007	21.839 +0.129	32.137	<b>1'45.896</b> 1'46.026	9	0.130
12	71 C. BERGMAN	SWE	Yamaha YZF R6	19.008	32.966	21.860 +0.084	32.088 +0.047	<b>1'45.922</b> 1'46.053	10	0.131
13	40 U. ORRADRE	ESP	Yamaha YZF R6	18.871 +0.066	32.976 +0.152	21.935	32.265	<b>1'46.047</b> 1'46.265	14	0.218
14	4 S. ODENDAAL	RSA	Yamaha YZF R6	18.920 +0.094	32.930	21.933 +0.025	32.281 +0.026	<b>1'46.064</b> 1'46.209	12	0.145
15	31 D. VALLE	ESP	Yamaha YZF R6	18.966	32.891	22.187 +0.002	32.164 +0.138	<b>1'46.208</b> 1'46.348	15	0.140
16	34 K. MANFREDI	ITA	Yamaha YZF R6	19.015	33.031 +0.062	22.040 +0.043	32.178 +0.165	<b>1'46.264</b> 1'46.534	17	0.270
17	94 F. CARICASULO	ITA	Yamaha YZF R6	18.983	33.085 +0.076	21.986	32.244 +0.157	<b>1'46.298</b> 1'46.531	16	0.233
18	96 D. SANCHIS MARTINE	ESP	Yamaha YZF R6	19.107 +0.114	33.036	22.041 +0.081	32.206 +0.063	<b>1'46.390</b> 1'46.648	18	0.258
19	85 L. ARBEL	FRA	Yamaha YZF R6	19.208 +0.033	33.143 +0.012	21.922 +0.088	32.330 +0.042	<b>1'46.603</b> 1'46.778	19	0.175
20	50 O. VOSTATEK	CZE	Yamaha YZF R6	18.918	33.409	22.096 +0.058	32.432 +0.056	<b>1'46.855</b> 1'46.969	20	0.114
21	22 F. FULIGNI	ITA	Yamaha YZF R6	19.047 +0.107	33.186	22.224 +0.086	32.493 +0.129	<b>1'46.950</b> 1'47.272	24	0.322
22	24 L. TACCINI	ITA	Kawasaki ZX-6R	19.018	33.201	22.255	32.513 +0.010	<b>1'46.987</b> 1'46.997	21	0.010
23	9 S. JESPERSEN	DEN	Yamaha YZF R6	19.126	33.495 +0.045	22.025 +0.122	32.351 +0.123	<b>1'46.997</b> 1'47.287	25	0.290
24	95 V. TAKALA	FIN	Yamaha YZF R6	19.074 +0.212	33.295	22.184	32.444	<b>1'46.997</b> 1'47.209	23	0.212
25	88 M. PATACCA	ITA	Yamaha YZF R6	19.122 +0.043	33.299	22.129 +0.004	32.493 +0.087	<b>1'47.043</b> 1'47.177	22	0.134
26	56 P. SEBESTYEN	HUN	Yamaha YZF R6	19.029	33.392 +0.074	22.164 +0.093	32.533 +0.004	<b>1'47.118</b> 1'47.289	26	0.171
27	84 M. FABRIZIO	ITA	Kawasaki ZX-6R	19.175	33.410	22.236 +0.038	32.467	<b>1'47.288</b> 1'47.326	27	0.038
28	42 S. FROSSARD	SUI	Yamaha YZF R6	19.007	33.384 +0.179	22.302 +0.155	32.744	<b>1'47.437</b> 1'47.771	29	0.334
29	14 L. CAUCHI	FRA	Yamaha YZF R6	19.149	33.510	22.251 +0.060	32.705	<b>1'47.615</b> 1'47.675	28	0.060
30	55 G. HENDRA PRATAMA	INA	Yamaha YZF R6	19.238 +0.054	33.741 +0.016	22.153 +0.121	32.952	<b>1'48.084</b> 1'48.275	30	0.191
31	92 B. VAN EERDE	AUS	Yamaha YZF R6	19.428	33.660 +0.094	22.362	33.014 +0.056	<b>1'48.464</b> 1'48.614	31	0.150
32	2 L. MONTELLA	ITA	Yamaha YZF R6	19.382 +0.060	33.760 +0.108	22.303 +0.090	33.124 +0.071	<b>1'48.569</b> 1'48.898	32	0.329
33	45 S. KAWASAKI	JPN	Kawasaki ZX-6R	19.464 +0.013	33.814 +0.128	22.556 +0.042	32.786 +0.177	<b>1'48.620</b> 1'48.980	34	0.360

19/09/2021

These data/results cannot be reproduced, stored and/or transmitted in whole or in part by any manner of electronic, mechanical, photocopying, recording, broadcasting or otherwise now known or herein after developed without the previous express consent by the copyright owner, except for reproduction in daily press and regular printed publications on sale to the public within 60 days of the event related to those data/results and always provided that copyright symbol appears together as follows below.

© DORNA WSBK ORGANIZATION Srl 2021

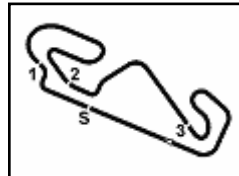
FICR PERUGIA TIMING



Official Tyre Supplier



Official Timekeeper



## Hyundai N Catalunya Round, 17-19 September 2021

### Ideal Times Warm Up

 Circuit de Barcelona 4.657 m  
**2 / 2**

No.	Rider	Nat	Bike	Seg. 1	Seg. 2	Seg. 3	Seg. 4	Ideal Time		
				Diff. 1	Diff. 2	Diff. 3	Diff. 4	Best Lap	Pos.	Diff.
34	<b>69 E. MONTERO HUERTA</b>	ESP	Yamaha YZF R6	19.542 +0.251	33.526	22.474 +0.092	33.079	<b>1'48.621</b>		
35	<b>44 B. SAHIN</b>	SUI	Yamaha YZF R6	19.700 +0.232	34.200	22.853 +0.091	33.506	<b>1'50.259</b>	33	0.343
<b>Overall Ideal Time</b>				18.708	32.735	21.690	31.708	<b>1'44.841</b>		

19/09/2021

These data/results cannot be reproduced, stored and/or transmitted in whole or in part by any manner of electronic, mechanical, photocopying, recording, broadcasting or otherwise now known or herein after developed without the previous express consent by the copyright owner, except for reproduction in daily press and regular printed publications on sale to the public within 60 days of the event related to those data/results and always provided that copyright symbol appears together as follows below.

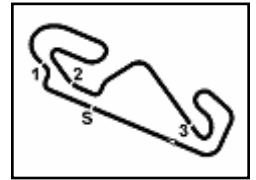
© DORNA WSBK ORGANIZATION Srl 2021

**PIRELLI PERUGIA TIMING**


Official Tyre Supplier



Official Timekeeper



## Hyundai N Catalunya Round, 17-19 September 2021

### Chronological Analysis Warm Up

Circuit de Barcelona 4.657 m

1 / 4

1° 66 N. TUULI (1'45.097)							
Lap	Seg.1	Seg.2	Seg.3	Seg.4	Lap Time	km/h	Local Time
1		34.794	22.483	32.518		182,7	9:42'37.226
2	19.246	32.977	21.977	31.956	1'46.156	268,7	9:44'23.382
3	19.092	32.755	21.828	31.827	1'45.502	270,7	9:46'08.884
4	18.824	32.766	21.767	31.790	1'45.147	271,4	9:47'54.031
5	18.861	32.932	21.811	32.057	1'45.661	272,0	9:49'39.692
6	18.755	32.830	21.719	32.449	1'45.753	273,4	9:51'25.445
7	18.821	32.745	21.823	31.708	1'45.097	272,0	9:53'10.542
8	18.805	32.804	21.730	31.889	1'45.228	272,0	9:54'55.770
9	18.712	32.851	21.771	32.200	1'45.534	274,1	9:56'41.304

2	19.329	33.249	22.432	32.550	1'47.560	268,0	9:43'50.769
3	18.994	33.173	22.226	32.596	1'46.989	272,0	9:45'37.758
4	19.059	33.153	21.999	33.167	1'47.378	271,4	9:47'25.136
5	18.979	32.988	21.967	32.297	1'46.231	271,4	9:49'11.367
6	18.764	32.914	21.939	32.143	1'45.760	275,5	9:50'57.127
7	18.889	32.804	21.870	32.089	1'45.652	273,4	9:52'42.779
8	19.083	33.001	22.061	32.236	1'46.381	275,5	9:54'29.160
9	18.891	32.971	21.861	32.445	1'46.168	272,0	9:56'15.328

2° 21 R. KRUMMENACHER (1'45.280)							
Lap	Seg.1	Seg.2	Seg.3	Seg.4	Lap Time	km/h	Local Time
1		33.699	22.448	33.753		187,2	9:41'52.694
2	19.128	32.884	21.920	32.045	1'45.977	268,7	9:43'38.671
3	18.994	32.789	21.741	32.097	1'45.621	270,0	9:45'24.292
4	18.870	32.910	21.867	32.020	1'45.667	269,3	9:47'09.959
5	18.871	32.802	21.794	32.008	1'45.475	270,0	9:48'55.434
6	18.906	32.767	21.811	32.032	1'45.516	270,0	9:50'40.950
7	18.916	32.741	21.788	31.835	1'45.280	270,7	9:52'26.230
8	18.932	32.743	21.815	31.911	1'45.401	269,3	9:54'11.631
9	18.817	32.845	21.791	31.896	1'45.349	269,3	9:55'56.980

7° 5 P. OETTL (1'45.774)							
Lap	Seg.1	Seg.2	Seg.3	Seg.4	Lap Time	km/h	Local Time
1		36.135	22.983	33.055		166,9	9:42'11.107
2	19.122	33.001	21.922	32.237	1'46.282	275,5	9:43'57.389
3	19.159	32.926	21.868	38.064	1'52.017	277,6	9:45'49.406
4	18.824	32.973	22.521	44.415	1'58.733P	277,6	9:47'48.139
5	2'37.631	36.901	21.990	31.994	4'08.516P	161,7	9:51'56.655
6	18.963	32.914	21.829	32.068	1'45.774	271,4	9:53'42.429
7	19.133	33.024	21.842	32.135	1'46.134	270,0	9:55'28.563

3° 3 R. DE ROSA (1'45.349)							
Lap	Seg.1	Seg.2	Seg.3	Seg.4	Lap Time	km/h	Local Time
1		34.850	23.551	33.513		111,8	9:42'25.094
2	19.215	33.322	22.249	32.206	1'46.992	270,7	9:44'12.086
3	19.371	37.148	22.932	33.387	1'52.838	272,0	9:46'04.924
4	18.975	32.946	22.056	32.596	1'46.573	272,7	9:47'51.497
5	18.720	32.867	21.901	31.861	1'45.349	273,4	9:49'36.846
6	18.985	33.004	21.913	32.083	1'45.985	277,6	9:51'22.831
7	18.813	32.937	21.939	32.001	1'45.690	278,4	9:53'08.521
8	18.951	32.919	21.900	32.424	1'46.194	271,4	9:54'54.715
9	18.807	32.966	21.932	32.845	1'46.550	272,0	9:56'41.265

8° 52 P. HOBELSBERGER (1'45.839)							
Lap	Seg.1	Seg.2	Seg.3	Seg.4	Lap Time	km/h	Local Time
1		36.028	22.847	33.058		145,0	9:42'10.663
2	19.118	32.939	21.981	32.204	1'46.242	272,7	9:43'56.905
3	18.773	32.819	21.743	37.967	1'51.302	276,9	9:45'48.207
4	18.917	32.936	21.842	32.346	1'46.041	272,7	9:47'34.248
5	18.891	33.016	22.049	32.930	1'46.886	274,1	9:49'21.134
6	18.852	32.929	21.853	32.205	1'45.839	274,1	9:51'06.973
7	18.886	32.984	21.906	58.175	2'11.951P	274,8	9:53'18.924

4° 81 M. GONZALEZ (1'45.381)							
Lap	Seg.1	Seg.2	Seg.3	Seg.4	Lap Time	km/h	Local Time
1		33.665	22.136	32.512		188,2	9:43'06.990
2	19.066	32.902	21.772	31.985	1'45.725	268,7	9:44'52.715
3	18.896	32.810	21.799	32.094	1'45.599	272,0	9:46'38.314
4	18.868	32.820	21.825	32.094	1'45.607C	271,4	9:48'23.921
5	18.862	32.839	21.875	32.034	1'45.610	271,4	9:50'09.531
6	18.770	32.915	21.767	32.015	1'45.467	272,7	9:51'54.998
7	18.793	35.013	21.903	32.839	1'48.548	271,4	9:53'43.546
8	18.745	32.893	21.690	32.053	1'45.381	274,1	9:55'28.927

9° 70 M. ALCOBA (1'46.026)							
Lap	Seg.1	Seg.2	Seg.3	Seg.4	Lap Time	km/h	Local Time
1		34.621	22.892	33.272		184,3	9:41'57.186
2	19.383	33.389	22.154	32.575	1'47.501	272,7	9:43'44.687
3	19.139	33.114	21.986	32.285	1'46.524	272,7	9:45'31.211
4	18.969	33.021	21.839	32.852	1'46.681	273,4	9:47'17.892
5	19.008	33.241	22.263	38.346	1'52.858	275,5	9:49'10.750
6	18.913	33.148	22.134	32.581	1'46.776	274,1	9:50'57.526
7	18.914	33.007	21.968	32.137	1'46.026	276,2	9:52'43.552
8	20.591	40.611	22.627	53.926	2'17.755P	279,8	9:55'01.307

5° 61 C. ONCU (1'45.597)							
Lap	Seg.1	Seg.2	Seg.3	Seg.4	Lap Time	km/h	Local Time
1		34.554	23.609	34.104		109,9	9:42'26.324
2	18.966	32.735	22.065	32.121	1'45.887	272,0	9:44'12.211
3	18.708	33.072	21.921	31.995	1'45.696	275,5	9:45'57.907
4	18.747	32.989	21.975	31.886	1'45.597	276,9	9:47'43.504
5	18.927	32.951	22.597	32.349	1'46.824	271,4	9:49'30.328
6	23.790	37.584	21.859	33.213	1'56.446	227,8	9:51'26.774
7	18.807	32.936	21.902	31.997	1'45.642	273,4	9:53'12.416
8	18.881	33.096	22.029	32.089	1'46.095	271,4	9:54'58.511
9	18.981	33.043	22.143	32.213	1'46.380	270,7	9:56'44.891

10° 71 C. BERGMAN (1'46.053)							
Lap	Seg.1	Seg.2	Seg.3	Seg.4	Lap Time	km/h	Local Time
1		34.818	23.039	33.421		183,7	9:41'57.137
2	19.661	33.485	22.525	32.785	1'48.456	271,4	9:43'45.593
3	19.242	33.456	22.196	32.270	1'47.164	274,1	9:45'32.757
4	19.146	33.048	21.980	32.238	1'46.412	272,7	9:47'19.169
5	19.220	33.143	22.381	32.693	1'47.437	273,4	9:49'06.606
6	19.163	33.120	22.084	32.090	1'46.457	271,4	9:50'53.063
7	19.445	33.310	22.154	32.580	1'47.489	269,3	9:52'40.552
8	19.388	32.981	21.860	32.088	1'46.317	269,3	9:54'26.869
9	19.008	32.966	21.944	32.135	1'46.053	274,1	9:56'12.922

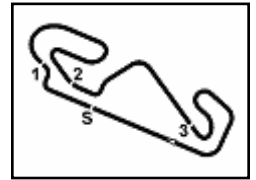
6° 38 H. SOOMER (1'45.652)							
Lap	Seg.1	Seg.2	Seg.3	Seg.4	Lap Time	km/h	Local Time
1		35.143	23.259	33.455		182,7	9:42'03.209

11° 25 M. BRENNER (1'46.096)							
Lap	Seg.1	Seg.2	Seg.3	Seg.4	Lap Time	km/h	Local Time
1		34.689	22.868	34.778		174,2	9:41'58.847
2	19.329	33.419	22.693	32.598	1'48.039	272,7	9:43'46.886
3	19.262	33.270	22.164	32.471	1'47.167	276,2	9:45'34.053
4	19.118	32.928	22.051	32.255	1'46.352	271,4	9:47'20.405
5	19.063	32.848	21.973	33.397	1'47.281	271,4	9:49'07.686
6	19.335	33.006	22.089	32.160	1'46.590	274,8	9:50'54.276
7	18.982	32.825	21.980	32.441	1'46.228	271,4	9:52'40.504
8	19.193	32.923	21.930	32.080	1'46.126	265,4	9:54'26.630

19/09/2021 P = Pits In/Out - C = Lap Time Cancelled

These data/results cannot be reproduced, stored and/or transmitted in whole or in part by any manner of electronic, mechanical, photocopying, recording, broadcasting or otherwise now known or herein after developed without the previous express consent by the copyright owner, except for reproduction in daily press and regular printed publications on sale to the public within 60 days of the event related to those data/results and always provided that copyright symbol appears together as follows below.

© DORNA WSBK ORGANIZATION Srl 2021



## Hyundai N Catalunya Round, 17-19 September 2021

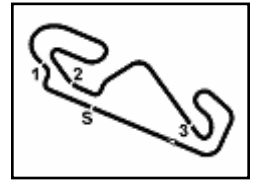
### Chronological Analysis Warm Up

Circuit de Barcelona 4.657 m

2 / 4

12° 4 S. ODENDAAL (1'46.209)								17° 34 K. MANFREDI (1'46.534)							
Lap	Seg.1	Seg.2	Seg.3	Seg.4	Lap Time	km/h	Local Time	Lap	Seg.1	Seg.2	Seg.3	Seg.4	Lap Time	km/h	Local Time
1		34.294	22.481	33.426		192,9	9:42'55.126	1		33.805	24.457	33.253		187,2	9:41'55.043
2	19.491	33.441	22.269	32.618	1'47.819	271,4	9:44'42.945	2	19.240	33.490	22.290	32.446	1'47.466	270,7	9:43'42.509
3	19.060	32.990	22.095	32.398	1'46.543C	272,0	9:46'29.488	3	19.062	33.174	22.101	32.381	1'46.718	276,9	9:45'29.227
4	19.024	33.026	21.988	32.347	1'46.385	272,7	9:48'15.873	4	19.251	33.244	22.040	33.991	1'48.526	268,0	9:47'17.753
5	19.014	32.930	21.958	32.307	1'46.209	274,1	9:50'02.082	5	19.472	33.274	22.239	35.051	1'50.036	274,8	9:49'07.789
6	18.920	32.977	21.933	32.404	1'46.234	272,7	9:51'48.316	6	19.089	33.341	22.114	32.596	1'47.140	276,9	9:50'54.929
7	18.999	32.974	22.010	32.281	1'46.264	276,9	9:53'34.580	7	19.015	33.093	22.083	32.343	1'46.534	273,4	9:52'41.463
8	19.026	34.086	22.304	33.224	1'48.640	270,0	9:55'23.220	8	19.267	33.031	22.067	32.178	1'46.543	271,4	9:54'28.006
								9	19.128	33.284	22.152	32.900	1'47.464	271,4	9:56'15.470
13° 28 G. VAN STRAALLEN (1'46.228)								18° 96 D. SANCHIS MARTINEZ (1'46.648)							
Lap	Seg.1	Seg.2	Seg.3	Seg.4	Lap Time	km/h	Local Time	Lap	Seg.1	Seg.2	Seg.3	Seg.4	Lap Time	km/h	Local Time
1		34.621	22.813	33.637		177,6	9:41'57.914	1		34.165	22.474	32.560		186,9	9:42'53.762
2	19.117	33.419	22.353	32.387	1'47.276	276,2	9:43'45.190	2	19.292	33.189	22.138	32.231	1'46.850	266,0	9:44'40.612
3	18.978	33.162	22.167	32.140	1'46.447	275,5	9:45'31.637	3	19.221	33.036	22.122	32.269	1'46.648	268,0	9:46'27.260
4	18.738	33.052	22.244	32.370	1'46.404	277,6	9:47'18.041	4	19.135	33.211	22.180	32.206	1'46.732	268,0	9:48'13.992
5	19.388	33.487	22.362	32.660	1'47.897	278,4	9:49'05.938	5	19.107	33.265	22.132	32.343	1'46.847	268,0	9:50'00.839
6	19.148	33.139	22.291	32.323	1'46.901	266,0	9:50'52.839	6	19.161	33.227	22.077	32.335	1'46.800	268,0	9:51'47.639
7	19.146	33.048	22.170	32.357	1'46.721	265,4	9:52'39.560	7	19.224	33.158	22.041	32.499	1'46.922	266,7	9:53'34.561
8	18.972	32.999	21.992	32.265	1'46.228	264,7	9:54'25.788	8	19.326	33.365	22.154	32.589	1'47.434	271,4	9:55'21.995
9	19.132	33.005	22.124	32.378	1'46.639	265,4	9:56'12.427								
14° 40 U. ORRADRE (1'46.265)								19° 85 L. ARBEL (1'46.778)							
Lap	Seg.1	Seg.2	Seg.3	Seg.4	Lap Time	km/h	Local Time	Lap	Seg.1	Seg.2	Seg.3	Seg.4	Lap Time	km/h	Local Time
1		34.692	22.557	33.277		188,8	9:41'53.731	1		34.585	22.856	33.318		187,5	9:41'54.992
2	19.288	33.359	22.317	32.487	1'47.451	268,7	9:43'41.182	2	19.561	33.726	22.360	32.412	1'48.059	266,7	9:43'43.051
3	19.245	33.322	22.110	32.323	1'47.000	268,7	9:45'28.182	3	19.208	33.281	22.319	32.454	1'47.262	274,1	9:45'30.313
4	19.016	33.309	22.291	40.371	1'54.987	269,3	9:47'23.169	4	19.247	33.296	22.153	32.608	1'47.304	272,7	9:47'17.617
5	19.038	32.976	21.983	32.292	1'46.289	272,0	9:49'09.458	5	19.538	34.074	22.842	32.859	1'49.313	270,7	9:49'06.930
6	18.871	33.092	22.245	40.386	1'54.594	273,4	9:51'04.052	6	19.241	33.155	22.010	32.372	1'46.778	271,4	9:50'53.708
7	18.937	33.128	21.935	32.265	1'46.265	272,7	9:52'50.317	7	19.244	33.403	22.042	32.330	1'47.019	270,7	9:52'40.727
8	19.076	33.709	22.261	39.242	1'54.288	274,1	9:54'44.605	8	19.391	33.143	21.922	32.330	1'46.786	269,3	9:54'27.513
9	19.286	33.455	22.038	32.288	1'47.067	275,5	9:56'31.672	9	19.464	33.783	22.295	32.834	1'48.376	270,0	9:56'15.889
15° 31 D. VALLE (1'46.348)								20° 50 O. VOSTATEK (1'46.969)							
Lap	Seg.1	Seg.2	Seg.3	Seg.4	Lap Time	km/h	Local Time	Lap	Seg.1	Seg.2	Seg.3	Seg.4	Lap Time	km/h	Local Time
1		34.003	22.885	33.057		180,6	9:41'55.213	1		35.837	23.138	33.157		163,9	9:42'00.817
2	19.551	33.291	22.372	32.267	1'47.481	277,6	9:43'42.694	2	19.388	33.550	22.265	32.623	1'47.826	266,0	9:43'48.643
3	19.320	33.174	22.449	32.164	1'47.107	274,1	9:45'29.801	3	19.254	33.432	22.096	32.432	1'47.214	267,3	9:45'35.857
4	19.279	33.069	22.281	37.055	1'51.684	268,0	9:47'21.485	4	19.098	33.704	22.576	35.345	1'50.723	272,0	9:47'26.580
5	19.073	32.967	22.188	34.312	1'48.540	272,7	9:49'10.025	5	19.348	33.506	22.317	32.714	1'47.885	275,5	9:49'14.465
6	18.966	32.891	22.189	32.302	1'46.348	274,1	9:50'56.373	6	19.131	33.553	22.251	32.681	1'47.616	275,5	9:51'02.081
7	18.974	33.120	22.187	32.692	1'46.973	274,1	9:52'43.346	7	18.918	33.409	22.154	32.488	1'46.969	273,4	9:52'49.050
8	19.968	40.436	22.334	38.103	2'00.841	274,8	9:54'44.187	8	19.207	33.673	22.188	32.641	1'47.709	270,0	9:54'36.759
9	19.264	33.252	22.277	32.432	1'47.225	268,7	9:56'31.412	9	19.184	33.576	22.175	33.051	1'47.986	267,3	9:56'24.745
16° 94 F. CARICASULO (1'46.531)								21° 24 L. TACCINI (1'46.997)							
Lap	Seg.1	Seg.2	Seg.3	Seg.4	Lap Time	km/h	Local Time	Lap	Seg.1	Seg.2	Seg.3	Seg.4	Lap Time	km/h	Local Time
1		34.358	22.919	33.340		190,5	9:41'54.836	1		38.537	26.039	49.765		136,9	9:42'23.177
2	19.354	33.408	22.283	32.501	1'47.546	268,7	9:43'42.382	2	5'11.865	35.712	22.446	34.843	6'44.866P	172,2	9:49'08.043
3	19.360	33.326	22.309	32.346	1'47.341	268,7	9:45'29.723	3	19.370	33.359	22.398	32.557	1'47.684	276,9	9:50'55.727
4	19.053	33.221	22.189	32.891	1'47.354	274,1	9:47'17.077	4	19.018	33.201	22.255	32.523	1'46.997	271,4	9:52'42.724
5	24.463	45.961	24.226	42.026	2'16.676	267,3	9:49'33.753	5	19.235	33.426	22.262	32.603	1'47.526	273,4	9:54'30.250
6	19.386	33.671	22.364	33.449	1'48.870	269,3	9:51'22.623	6	19.183	33.269	22.432	32.513	1'47.397	268,7	9:56'17.647
7	19.190	33.085	22.052	32.244	1'46.571	269,3	9:53'09.194								
8	18.983	33.161	21.986	32.401	1'46.531	269,3	9:54'55.725								
9	19.087	33.222	22.346	56.183	2'10.838P	271,4	9:57'06.563								
17° 34 K. MANFREDI (1'46.534)								18° 96 D. SANCHIS MARTINEZ (1'46.648)							
Lap	Seg.1	Seg.2	Seg.3	Seg.4	Lap Time	km/h	Local Time	Lap	Seg.1	Seg.2	Seg.3	Seg.4	Lap Time	km/h	Local Time
1		33.805	24.457	33.253				1		34.165	22.474	32.560		186,9	9:42'53.762
2	19.240	33.490	22.290	32.446	1'47.466	270,7	9:43'42.509	2	19.292	33.189	22.138	32.231	1'46.850	266,0	9:44'40.612
3	19.062	33.174	22.101	32.381	1'46.718	276,9	9:45'29.227	3	19.221	33.036	22.122	32.269	1'46.648	268,0	9:46'27.260
4	19.251	33.244	22.040	33.991	1'48.526	268,0	9:47'17.753	4	19.135	33.211	22.180	32.206	1'46.732	268,0	9:48'13.992
5	19.472	33.274	22.239	35.051	1'50.036	274,8	9:49'07.789	5	19.107	33.265	22.132	32.343	1'46.847	268,0	9:50'00.839
6	19.089	33.341	22.114	32.596	1'47.140	276,9	9:50'54.929	6	19.161	33.227	22.077	32.335	1'46.800	268,0	9:51'47.639
7	19.015	33.093	22.083	32.343	1'46.534	273,4	9:52'41.463	7	19.224	33.158	22.041	32.499	1'46.922	266,7	9:53'34.561
8	19.267	33.031	22.067	32.178	1'46.543	271,4	9:54'28.006	8	19.326	33.365	22.154	32.589	1'47.434	271,4	9:55'21.995
9	19.128	33.284	22.152	32.900	1'47.464	271,4	9:56'15.470								
18° 96 D. SANCHIS MARTINEZ (1'46.648)								19° 85 L. ARBEL (1'46.778)							
Lap	Seg.1	Seg.2	Seg.3	Seg.4	Lap Time	km/h	Local Time	Lap	Seg.1	Seg.2	Seg.3	Seg.4	Lap Time	km/h	Local Time
1		34.165	22.474	32.560		186,9	9:42'53.762	1		34.585	22.856	33.318		187,5	9:41'54.992
2	19.292	33.189	22.138	32.231	1'46.850	266,0	9:44'40.612	2	19.561	33.726	22.360	32.412	1'48.059	266,7	9:43'43.051
3	19.221	33.036	22.122	32.269	1'46.648	268,0	9:46'27.260	3	19.208	33.281	22.319	32.454	1'47.262	274,1	9:45'30.313
4	19.135	33.211	22.180	32.206	1'46.732	268,0	9:48'13.992	4	19.247	33.296	22.153	32.608	1'47.304	272,7	9:47'17.617
5	19.107	33.265	22.132	32.343	1'46.847	268,0	9:50'00.839	5	19.538	34.074	22.842	32.859	1'49.313	270,7	9:49'06.930
6	19.161	33.227	22.077	32.335	1'46.800	268,0	9:51'47.639	6	19.241	33.155	22.010	32.372	1'46.778	271,4	9:50'53.708
7	19.224	33.158	22.041	32.499	1'46.922	266,7	9:53'34.561	7	19.244	33.403	22.042	32.330	1'47.019	270,7	9:52'40.727
8	19.326	33.365	22.154	32.589											





## Hyundai N Catalunya Round, 17-19 September 2021

### Chronological Analysis Warm Up

Circuit de Barcelona 4.657 m

3 / 4

5	19.209	33.522	22.406	33.521	1'48.658	270,0	9:49'07.344
6	19.211	33.403	<b>22.129</b>	32.755	1'47.498	270,7	9:50'54.842
7	19.301	33.438	22.186	32.552	1'47.477	<b>271,4</b>	9:52'42.319
8	<b>19.122</b>	33.714	22.210	32.839	1'47.885	270,7	9:54'30.204
9	19.477	33.381	22.373	32.656	1'47.887	269,3	9:56'18.091

28° 14 L. CAUCHI (1'47.675)							
Lap	Seg.1	Seg.2	Seg.3	Seg.4	Lap Time	km/h	Local Time
1		35.644	23.025	33.426		181,5	9:41'58.278
2	19.455	33.789	22.751	32.943	1'48.938	272,0	9:43'47.216
3	19.236	33.606	22.490	32.877	1'48.209	<b>272,7</b>	9:45'35.425
4	19.286	33.798	22.949	34.894	1'50.927	267,3	9:47'26.352
5	19.365	33.561	22.298	32.717	1'47.941	272,0	9:49'14.293
6	<b>19.149</b>	<b>33.510</b>	22.311	<b>32.705</b>	<b>1'47.675</b>	270,7	9:51'01.968
7	19.248	33.606	22.455	32.778	1'48.087	267,3	9:52'50.055
8	19.254	33.654	<b>22.251</b>	33.079	1'48.238	268,7	9:54'38.293
9	19.250	33.522	22.425	32.732	1'47.929	267,3	9:56'26.222

23° 95 V. TAKALA (1'47.209)							
Lap	Seg.1	Seg.2	Seg.3	Seg.4	Lap Time	km/h	Local Time
1		35.583	23.090	33.454		183,1	9:42'03.693
2	20.039	34.061	22.729	33.056	1'49.885	265,4	9:43'53.578
3	19.588	33.632	22.445	32.949	1'48.614	271,4	9:45'42.192
4	19.140	33.591	22.409	32.515	1'47.655	271,4	9:47'29.847
5	19.448	33.648	22.206	34.058	1'49.360	272,7	9:49'19.207
6	19.103	33.507	22.241	32.805	1'47.656	<b>273,4</b>	9:51'06.863
7	19.286	<b>33.295</b>	<b>22.184</b>	<b>32.444</b>	<b>1'47.209</b>	270,7	9:52'54.072
8	19.154	33.401	22.249	32.804	1'47.608	270,7	9:54'41.680
9	<b>19.074</b>	33.383	22.267	32.665	1'47.389	270,0	9:56'29.069

29° 42 S. FROSSARD (1'47.771)							
Lap	Seg.1	Seg.2	Seg.3	Seg.4	Lap Time	km/h	Local Time
1		34.506	23.243	34.043		115,0	9:42'26.508
2	19.514	33.637	22.391	32.904	1'48.446	274,8	9:44'14.954
3	19.416	33.583	22.475	32.879	1'48.353	269,3	9:46'03.307
4	19.292	33.571	22.445	32.842	1'48.150	270,0	9:47'51.457
5	19.267	33.448	22.440	33.025	1'48.180	269,3	9:49'39.637
6	19.241	<b>33.384</b>	<b>22.302</b>	32.866	1'47.793	271,4	9:51'27.430
7	<b>19.007</b>	33.563	22.457	<b>32.744</b>	<b>1'47.771</b>	<b>278,4</b>	9:53'15.201
8	19.241	33.559	22.418	32.897	1'48.115	272,0	9:55'03.316

24° 22 F. FULIGNI (1'47.272)							
Lap	Seg.1	Seg.2	Seg.3	Seg.4	Lap Time	km/h	Local Time
1		34.642	23.042	33.281		114,0	9:42'25.218
2	19.290	33.281	22.396	<b>32.493</b>	1'47.460	272,7	9:44'12.678
3	19.154	<b>33.186</b>	22.310	32.622	<b>1'47.272</b>	271,4	9:45'59.950
4	19.113	33.226	22.299	32.891	1'47.529	268,0	9:47'47.479
5	19.110	33.348	22.320	32.547	1'47.325	<b>276,2</b>	9:49'34.804
6	<b>19.047</b>	33.260	22.339	33.342	1'47.988	270,7	9:51'22.792
7	19.253	33.371	22.383	32.733	1'47.740	270,0	9:53'10.532
8	19.193	33.480	<b>22.224</b>	33.014	1'47.911	<b>276,2</b>	9:54'58.443
9	19.552	35.631	22.877	33.606	1'51.666	270,0	9:56'50.109

30° 55 G. HENDRA PRATAMA (1'48.275)							
Lap	Seg.1	Seg.2	Seg.3	Seg.4	Lap Time	km/h	Local Time
1		36.251	23.360	33.599		195,7	9:42'04.402
2	19.653	34.275	22.497	40.633	1'57.058	<b>279,1</b>	9:44'01.460
3	19.585	33.962	22.405	33.339	1'49.291	274,8	9:45'50.751
4	19.379	33.808	22.609	33.553	1'49.349	273,4	9:47'40.100
5	19.320	33.781	22.409	33.263	1'48.773	270,7	9:49'28.873
6	19.518	35.623	25.930	38.457	1'59.528	269,3	9:51'28.401
7	19.292	33.757	22.274	<b>32.952</b>	<b>1'48.275</b>	274,1	9:53'16.676
8	<b>19.238</b>	<b>33.741</b>	<b>22.153</b>	34.603	1'49.735	275,5	9:55'06.411

25° 9 S. JESPERSEN (1'47.287)							
Lap	Seg.1	Seg.2	Seg.3	Seg.4	Lap Time	km/h	Local Time
1		35.046	22.667	33.269		170,1	9:42'05.749
2	19.290	33.984	22.658	32.695	1'48.627	275,5	9:43'54.376
3	19.363	33.896	22.380	32.656	1'48.295	274,1	9:45'42.671
4	19.173	33.598	22.224	<b>32.351</b>	1'47.346	274,8	9:47'30.017
5	<b>19.126</b>	33.540	22.147	32.474	<b>1'47.287</b>	<b>279,8</b>	9:49'17.304
6	19.131	33.594	22.118	35.816	1'50.659	273,4	9:51'07.963
7	19.225	33.695	22.116	32.579	1'47.615	272,7	9:52'55.578
8	19.217	<b>33.495</b>	22.049	33.920	1'48.681	270,0	9:54'44.259
9	19.551	33.748	<b>22.025</b>	32.541	1'47.865	271,4	9:56'32.124

31° 92 B. VAN EERDE (1'48.614)							
Lap	Seg.1	Seg.2	Seg.3	Seg.4	Lap Time	km/h	Local Time
1		36.182	23.416	34.049		186,9	9:42'03.145
2	19.949	34.016	22.743	33.448	1'50.156	264,7	9:43'53.301
3	20.040	33.847	22.427	<b>33.014</b>	1'49.328	264,7	9:45'42.629
4	<b>19.428</b>	33.754	<b>22.362</b>	33.070	<b>1'48.614</b>	<b>272,0</b>	9:47'31.243
5	19.970	33.899	22.770	33.212	1'49.851	267,3	9:49'21.094
6	19.506	33.941	22.522	33.087	1'49.056	271,4	9:51'10.150
7	19.477	34.664	22.594	33.245	1'49.980	265,4	9:53'00.130
8	19.564	<b>33.660</b>	22.528	33.122	1'48.874	264,1	9:54'49.004
9	20.923	35.333	22.799	33.225	1'52.280	263,4	9:56'41.284

26° 56 P. SEBESTYEN (1'47.289)							
Lap	Seg.1	Seg.2	Seg.3	Seg.4	Lap Time	km/h	Local Time
1		34.609	23.105	33.747		180,0	9:41'57.649
2	19.778	33.622	22.636	32.864	1'48.900	<b>273,4</b>	9:43'46.549
3	19.583	34.009	22.530	35.694	1'51.816	270,7	9:45'38.365
4	19.164	33.561	22.256	32.685	1'47.666	272,0	9:47'26.031
5	19.235	33.475	22.231	32.592	1'47.533	272,0	9:49'13.564
6	19.127	<b>33.392</b>	22.337	32.801	1'47.657	270,0	9:51'01.221
7	19.312	33.433	<b>22.164</b>	<b>32.533</b>	1'47.442	265,4	9:52'48.663
8	19.198	33.444	22.203	32.605	1'47.450	267,3	9:54'36.113
9	<b>19.029</b>	33.466	22.257	32.537	<b>1'47.289</b>	268,0	9:56'23.402

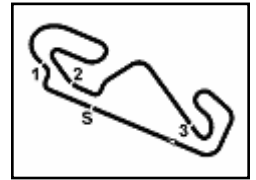
32° 2 L. MONTELLA (1'48.898)							
Lap	Seg.1	Seg.2	Seg.3	Seg.4	Lap Time	km/h	Local Time
1		34.733	22.866	34.681		180,0	9:41'55.808
2	19.758	33.763	22.425	33.327	1'49.273	272,0	9:43'45.081
3	19.506	33.946	22.435	33.327	1'49.214	273,4	9:45'34.295
4	20.233	37.157	22.555	33.226	1'53.171	273,4	9:47'27.466
5	19.562	<b>33.760</b>	22.437	33.173	1'48.932	269,3	9:49'16.398
6	<b>19.382</b>	33.885	22.336	36.226	1'51.829	270,0	9:51'08.227
7	19.387	34.207	<b>22.303</b>	<b>33.124</b>	1'49.021	<b>275,5</b>	9:52'57.248
8	23.738	36.757	23.194	38.803	2'02.492	269,3	9:54'59.740
9	19.442	33.868	22.393	33.195	<b>1'48.898</b>	270,7	9:56'48.638

27° 84 M. FABRIZIO (1'47.326)							
Lap	Seg.1	Seg.2	Seg.3	Seg.4	Lap Time	km/h	Local Time
1		36.340	25.177	40.270		159,1	9:42'11.685
2	19.500	33.718	22.446	32.709	1'48.373	268,7	9:44'00.058
3	19.455	33.501	22.256	33.304	1'48.516	269,3	9:45'48.574
4	<b>19.175</b>	<b>33.410</b>	22.274	<b>32.467</b>	<b>1'47.326</b>	270,0	9:47'35.900
5	19.192	33.694	22.684	39.482	1'55.052	269,3	9:49'30.952
6	20.682	39.711	22.865	33.084	1'56.342	<b>270,7</b>	9:51'27.294

19/09/2021 P = Pits In/Out - C = Lap Time Cancelled

These data/results cannot be reproduced, stored and/or transmitted in whole or in part by any manner of electronic, mechanical, photocopying, recording, broadcasting or otherwise now known or herein after developed without the previous express consent by the copyright owner, except for reproduction in daily press and regular printed publications on sale to the public within 60 days of the event related to those data/results and always provided that copyright symbol appears together as follows below.

© DORNA WSBK ORGANIZATION Srl 2021



## Hyundai N Catalunya Round, 17-19 September 2021 Chronological Analysis Warm Up

33° 69 E. MONTERO HUERTA (1'48.964)							
Lap	Seg.1	Seg.2	Seg.3	Seg.4	Lap Time	km/h	Local Time
1		36.421	23.624	34.640		158,8	9:42'17.780
2	19.933	34.165	22.707	33.310	1'50.115	264,1	9:44'07.895
3	19.743	33.808	22.666	33.281	1'49.498	264,7	9:45'57.393
4	19.925	33.991	22.745	33.115	1'49.776	264,7	9:47'47.169
5	19.793	<b>33.526</b>	22.566	<b>33.079</b>	<b>1'48.964</b>	262,8	9:49'36.133
6	19.581	34.213	<b>22.474</b>	33.395	1'49.663	269,3	9:51'25.796
7	21.550	36.971	22.676	33.459	1'54.656	<b>271,4</b>	9:53'20.452
8	<b>19.542</b>	35.592	22.709	33.235	1'51.078	262,1	9:55'11.530

34° 45 S. KAWASAKI (1'48.980)							
Lap	Seg.1	Seg.2	Seg.3	Seg.4	Lap Time	km/h	Local Time
1		35.650	23.350	33.662		182,1	9:42'03.389
2	19.951	34.146	22.674	33.331	1'50.102	<b>271,4</b>	9:43'53.491
3	19.974	33.968	<b>22.556</b>	<b>32.786</b>	1'49.284	270,7	9:45'42.775
4	19.536	33.859	22.741	32.980	1'49.116	265,4	9:47'31.891
5	19.561	34.257	22.738	33.218	1'49.774	268,0	9:49'21.665
6	19.477	33.942	22.598	32.963	<b>1'48.980</b>	269,3	9:51'10.645
7	20.111	35.578	24.299	33.683	1'53.671	269,3	9:53'04.316
8	19.918	34.504	22.884	33.035	1'50.341	263,4	9:54'54.657
9	<b>19.464</b>	<b>33.814</b>	22.634	33.380	1'49.292C	267,3	9:56'43.949

35° 44 B. SAHIN (1'50.582)							
Lap	Seg.1	Seg.2	Seg.3	Seg.4	Lap Time	km/h	Local Time
1		36.344	24.223	34.890		153,0	9:42'03.120
2	20.563	34.981	23.494	34.513	1'53.551	252,9	9:43'56.671
3	20.416	34.578	23.244	34.252	1'52.490	268,0	9:45'49.161
4	19.852	34.527	23.412	34.034	1'51.825	<b>270,0</b>	9:47'40.986
5	19.932	<b>34.200</b>	22.944	<b>33.506</b>	<b>1'50.582</b>	266,7	9:49'31.568
6	19.861	34.351	23.053	33.640	1'50.905	268,7	9:51'22.473
7	20.117	34.267	<b>22.853</b>	34.400	1'51.637	261,5	9:53'14.110
8	<b>19.700</b>	34.592	22.920	33.827	1'51.039	267,3	9:55'05.149

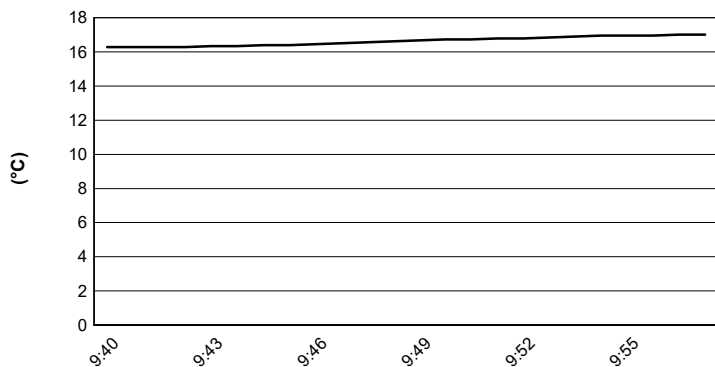
19/09/2021 P = Pits In/Out - C = Lap Time Cancelled

These data/results cannot be reproduced, stored and/or transmitted in whole or in part by any manner of electronic, mechanical, photocopying, recording, broadcasting or otherwise now known or herein after developed without the previous express consent by the copyright owner, except for reproduction in daily press and regular printed publications on sale to the public within 60 days of the event related to those data/results and always provided that copyright symbol appears together as follows below.

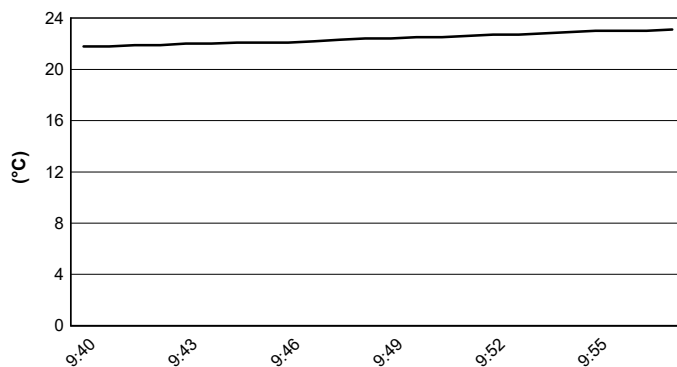
© DORNA WSBK ORGANIZATION Srl 2021



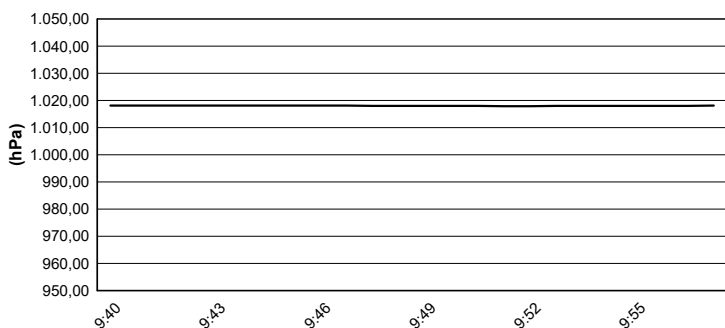
#### Air Temperature



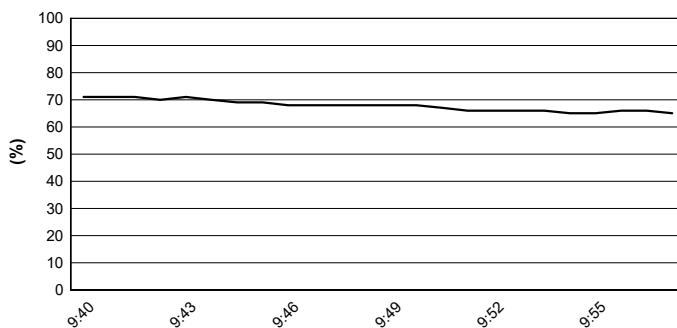
#### Track Temperature



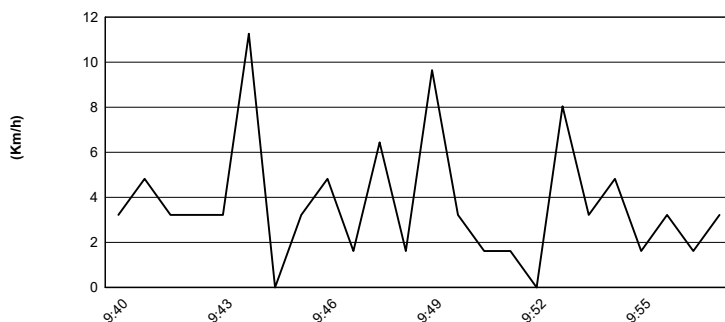
#### Air Pressure



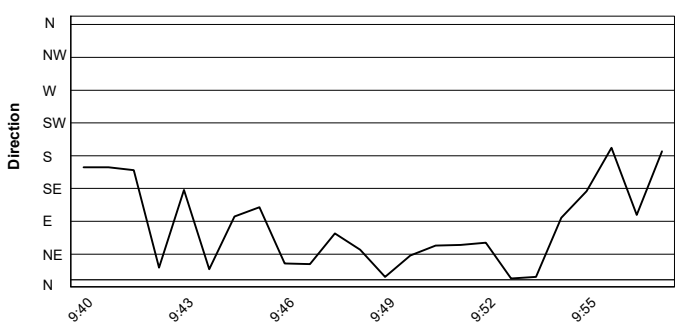
#### Humidity



#### Wind Speed



#### Wind Direction



19/09/2021

These data/results cannot be reproduced, stored and/or transmitted in whole or in part by any manner of electronic, mechanical, photocopying, recording, broadcasting or otherwise now known or herein after developed without the previous express consent by the copyright owner, except for reproduction in daily press and regular printed publications on sale to the public within 60 days of the event related to those data/results and always provided that copyright symbol appears together as follows below.

© DORNA WSBK ORGANIZATION Srl 2021