

Hyundai N Catalunya Round, 17-19 September 2021

Chronological Analysis Warm Up

Circuit de Barcelona 4.657 m

1 / 4

1° 66 N. TUULI (1'45.097)							
Lap	Seg.1	Seg.2	Seg.3	Seg.4	Lap Time	km/h	Local Time
1		34.794	22.483	32.518		182,7	9:42'37.226
2	19.246	32.977	21.977	31.956	1'46.156	268,7	9:44'23.382
3	19.092	32.755	21.828	31.827	1'45.502	270,7	9:46'08.884
4	18.824	32.766	21.767	31.790	1'45.147	271,4	9:47'54.031
5	18.861	32.932	21.811	32.057	1'45.661	272,0	9:49'39.692
6	18.755	32.830	21.719	32.449	1'45.753	273,4	9:51'25.445
7	18.821	32.745	21.823	31.708	1'45.097	272,0	9:53'10.542
8	18.805	32.804	21.730	31.889	1'45.228	272,0	9:54'55.770
9	18.712	32.851	21.771	32.200	1'45.534	274,1	9:56'41.304

2	19.329	33.249	22.432	32.550	1'47.560	268,0	9:43'50.769
3	18.994	33.173	22.226	32.596	1'46.989	272,0	9:45'37.758
4	19.059	33.153	21.999	33.167	1'47.378	271,4	9:47'25.136
5	18.979	32.988	21.967	32.297	1'46.231	271,4	9:49'11.367
6	18.764	32.914	21.939	32.143	1'45.760	275,5	9:50'57.127
7	18.889	32.804	21.870	32.089	1'45.652	273,4	9:52'42.779
8	19.083	33.001	22.061	32.236	1'46.381	275,5	9:54'29.160
9	18.891	32.971	21.861	32.445	1'46.168	272,0	9:56'15.328

2° 21 R. KRUMMENACHER (1'45.280)							
Lap	Seg.1	Seg.2	Seg.3	Seg.4	Lap Time	km/h	Local Time
1		33.699	22.448	33.753		187,2	9:41'52.694
2	19.128	32.884	21.920	32.045	1'45.977	268,7	9:43'38.671
3	18.994	32.789	21.741	32.097	1'45.621	270,0	9:45'24.292
4	18.870	32.910	21.867	32.020	1'45.667	269,3	9:47'09.959
5	18.871	32.802	21.794	32.008	1'45.475	270,0	9:48'55.434
6	18.906	32.767	21.811	32.032	1'45.516	270,0	9:50'40.950
7	18.916	32.741	21.788	31.835	1'45.280	270,7	9:52'26.230
8	18.932	32.743	21.815	31.911	1'45.401	269,3	9:54'11.631
9	18.817	32.845	21.791	31.896	1'45.349	269,3	9:55'56.980

7° 5 P. OETTL (1'45.774)							
Lap	Seg.1	Seg.2	Seg.3	Seg.4	Lap Time	km/h	Local Time
1		36.135	22.983	33.055		166,9	9:42'11.107
2	19.122	33.001	21.922	32.237	1'46.282	275,5	9:43'57.389
3	19.159	32.926	21.868	38.064	1'52.017	277,6	9:45'49.406
4	18.824	32.973	22.521	44.415	1'58.733P	277,6	9:47'48.139
5	2'37.631	36.901	21.990	31.994	4'08.516P	161,7	9:51'56.655
6	18.963	32.914	21.829	32.068	1'45.774	271,4	9:53'42.429
7	19.133	33.024	21.842	32.135	1'46.134	270,0	9:55'28.563

3° 3 R. DE ROSA (1'45.349)							
Lap	Seg.1	Seg.2	Seg.3	Seg.4	Lap Time	km/h	Local Time
1		34.850	23.551	33.513		111,8	9:42'25.094
2	19.215	33.322	22.249	32.206	1'46.992	270,7	9:44'12.086
3	19.371	37.148	22.932	33.387	1'52.838	272,0	9:46'04.924
4	18.975	32.946	22.056	32.596	1'46.573	272,7	9:47'51.497
5	18.720	32.867	21.901	31.861	1'45.349	273,4	9:49'36.846
6	18.985	33.004	21.913	32.083	1'45.985	277,6	9:51'22.831
7	18.813	32.937	21.939	32.001	1'45.690	278,4	9:53'08.521
8	18.951	32.919	21.900	32.424	1'46.194	271,4	9:54'54.715
9	18.807	32.966	21.932	32.845	1'46.550	272,0	9:56'41.265

8° 52 P. HOBELSBERGER (1'45.839)							
Lap	Seg.1	Seg.2	Seg.3	Seg.4	Lap Time	km/h	Local Time
1		36.028	22.847	33.058		145,0	9:42'10.663
2	19.118	32.939	21.981	32.204	1'46.242	272,7	9:43'56.905
3	18.773	32.819	21.743	37.967	1'51.302	276,9	9:45'48.207
4	18.917	32.936	21.842	32.346	1'46.041	272,7	9:47'34.248
5	18.891	33.016	22.049	32.930	1'46.886	274,1	9:49'21.134
6	18.852	32.929	21.853	32.205	1'45.839	274,1	9:51'06.973
7	18.886	32.984	21.906	58.175	2'11.951P	274,8	9:53'18.924

4° 81 M. GONZALEZ (1'45.381)							
Lap	Seg.1	Seg.2	Seg.3	Seg.4	Lap Time	km/h	Local Time
1		33.665	22.136	32.512		188,2	9:43'06.990
2	19.066	32.902	21.772	31.985	1'45.725	268,7	9:44'52.715
3	18.896	32.810	21.799	32.094	1'45.599	272,0	9:46'38.314
4	18.868	32.820	21.825	32.094	1'45.607C	271,4	9:48'23.921
5	18.862	32.839	21.875	32.034	1'45.610	271,4	9:50'09.531
6	18.770	32.915	21.767	32.015	1'45.467	272,7	9:51'54.998
7	18.793	35.013	21.903	32.839	1'48.548	271,4	9:53'43.546
8	18.745	32.893	21.690	32.053	1'45.381	274,1	9:55'28.927

9° 70 M. ALCOBA (1'46.026)							
Lap	Seg.1	Seg.2	Seg.3	Seg.4	Lap Time	km/h	Local Time
1		34.621	22.892	33.272		184,3	9:41'57.186
2	19.383	33.389	22.154	32.575	1'47.501	272,7	9:43'44.687
3	19.139	33.114	21.986	32.285	1'46.524	272,7	9:45'31.211
4	18.969	33.021	21.839	32.852	1'46.681	273,4	9:47'17.892
5	19.008	33.241	22.263	38.346	1'52.858	275,5	9:49'10.750
6	18.913	33.148	22.134	32.581	1'46.776	274,1	9:50'57.526
7	18.914	33.007	21.968	32.137	1'46.026	276,2	9:52'43.552
8	20.591	40.611	22.627	53.926	2'17.755P	279,8	9:55'01.307

5° 61 C. ONCU (1'45.597)							
Lap	Seg.1	Seg.2	Seg.3	Seg.4	Lap Time	km/h	Local Time
1		34.554	23.609	34.104		109,9	9:42'26.324
2	18.966	32.735	22.065	32.121	1'45.887	272,0	9:44'12.211
3	18.708	33.072	21.921	31.995	1'45.696	275,5	9:45'57.907
4	18.747	32.989	21.975	31.886	1'45.597	276,9	9:47'43.504
5	18.927	32.951	22.597	32.349	1'46.824	271,4	9:49'30.328
6	23.790	37.584	21.859	33.213	1'56.446	227,8	9:51'26.774
7	18.807	32.936	21.902	31.997	1'45.642	273,4	9:53'12.416
8	18.881	33.096	22.029	32.089	1'46.095	271,4	9:54'58.511
9	18.981	33.043	22.143	32.213	1'46.380	270,7	9:56'44.891

10° 71 C. BERGMAN (1'46.053)							
Lap	Seg.1	Seg.2	Seg.3	Seg.4	Lap Time	km/h	Local Time
1		34.818	23.039	33.421		183,7	9:41'57.137
2	19.661	33.485	22.525	32.785	1'48.456	271,4	9:43'45.593
3	19.242	33.456	22.196	32.270	1'47.164	274,1	9:45'32.757
4	19.146	33.048	21.980	32.238	1'46.412	272,7	9:47'19.169
5	19.220	33.143	22.381	32.693	1'47.437	273,4	9:49'06.606
6	19.163	33.120	22.084	32.090	1'46.457	271,4	9:50'53.063
7	19.445	33.310	22.154	32.580	1'47.489	269,3	9:52'40.552
8	19.388	32.981	21.860	32.088	1'46.317	269,3	9:54'26.869
9	19.008	32.966	21.944	32.135	1'46.053	274,1	9:56'12.922

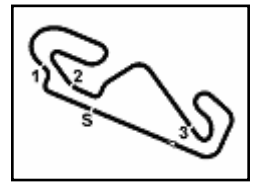
6° 38 H. SOOMER (1'45.652)							
Lap	Seg.1	Seg.2	Seg.3	Seg.4	Lap Time	km/h	Local Time
1		35.143	23.259	33.455		182,7	9:42'03.209

11° 25 M. BRENNER (1'46.096)							
Lap	Seg.1	Seg.2	Seg.3	Seg.4	Lap Time	km/h	Local Time
1		34.689	22.868	34.778		174,2	9:41'58.847
2	19.329	33.419	22.693	32.598	1'48.039	272,7	9:43'46.886
3	19.262	33.270	22.164	32.471	1'47.167	276,2	9:45'34.053
4	19.118	32.928	22.051	32.255	1'46.352	271,4	9:47'20.405
5	19.063	32.848	21.973	33.397	1'47.281	271,4	9:49'07.686
6	19.335	33.006	22.089	32.160	1'46.590	274,8	9:50'54.276
7	18.982	32.825	21.980	32.441	1'46.228	271,4	9:52'40.504
8	19.193	32.923	21.930	32.080	1'46.126	265,4	9:54'26.630

19/09/2021 P = Pits In/Out - C = Lap Time Cancelled

These data/results cannot be reproduced, stored and/or transmitted in whole or in part by any manner of electronic, mechanical, photocopying, recording, broadcasting or otherwise now known or herein after developed without the previous express consent by the copyright owner, except for reproduction in daily press and regular printed publications on sale to the public within 60 days of the event related to those data/results and always provided that copyright symbol appears together as follows below.

© DORNA WSBK ORGANIZATION Srl 2021



Hyundai N Catalunya Round, 17-19 September 2021

Chronological Analysis Warm Up

Circuit de Barcelona 4.657 m

2 / 4

12° 4 S. ODENDAAL (1'46.209)							
Lap	Seg.1	Seg.2	Seg.3	Seg.4	Lap Time	km/h	Local Time
1		34.294	22.481	33.426		192,9	9:42'55.126
2	19.491	33.441	22.269	32.618	1'47.819	271,4	9:44'42.945
3	19.060	32.990	22.095	32.398	1'46.543C	272,0	9:46'29.488
4	19.024	33.026	21.988	32.347	1'46.385	272,7	9:48'15.873
5	19.014	32.930	21.958	32.307	1'46.209	274,1	9:50'02.082
6	18.920	32.977	21.933	32.404	1'46.234	272,7	9:51'48.316
7	18.999	32.974	22.010	32.281	1'46.264	276,9	9:53'34.580
8	19.026	34.086	22.304	33.224	1'48.640	270,0	9:55'23.220

13° 28 G. VAN STRAALEN (1'46.228)							
Lap	Seg.1	Seg.2	Seg.3	Seg.4	Lap Time	km/h	Local Time
1		34.621	22.813	33.637		177,6	9:41'57.914
2	19.117	33.419	22.353	32.387	1'47.276	276,2	9:43'45.190
3	18.978	33.162	22.167	32.140	1'46.447	275,5	9:45'31.637
4	18.738	33.052	22.244	32.370	1'46.404	277,6	9:47'18.041
5	19.388	33.487	22.362	32.660	1'47.897	278,4	9:49'05.938
6	19.148	33.139	22.291	32.323	1'46.901	266,0	9:50'52.839
7	19.146	33.048	22.170	32.357	1'46.721	265,4	9:52'39.560
8	18.972	32.999	21.992	32.265	1'46.228	264,7	9:54'25.788
9	19.132	33.005	22.124	32.378	1'46.639	265,4	9:56'12.427

14° 40 U. ORRADRE (1'46.265)							
Lap	Seg.1	Seg.2	Seg.3	Seg.4	Lap Time	km/h	Local Time
1		34.692	22.557	33.277		188,8	9:41'53.731
2	19.288	33.359	22.317	32.487	1'47.451	268,7	9:43'41.182
3	19.245	33.322	22.110	32.323	1'47.000	268,7	9:45'28.182
4	19.016	33.309	22.291	40.371	1'54.987	269,3	9:47'23.169
5	19.038	32.976	21.983	32.292	1'46.289	272,0	9:49'09.458
6	18.871	33.092	22.245	40.386	1'54.594	273,4	9:51'04.052
7	18.937	33.128	21.935	32.265	1'46.265	272,7	9:52'50.317
8	19.076	33.709	22.261	39.242	1'54.288	274,1	9:54'44.605
9	19.286	33.455	22.038	32.288	1'47.067	275,5	9:56'31.672

15° 31 D. VALLE (1'46.348)							
Lap	Seg.1	Seg.2	Seg.3	Seg.4	Lap Time	km/h	Local Time
1		34.003	22.885	33.057		180,6	9:41'55.213
2	19.551	33.291	22.372	32.267	1'47.481	277,6	9:43'42.694
3	19.320	33.174	22.449	32.164	1'47.107	274,1	9:45'29.801
4	19.279	33.069	22.281	37.055	1'51.684	268,0	9:47'21.485
5	19.073	32.967	22.188	34.312	1'48.540	272,7	9:49'10.025
6	18.966	32.891	22.189	32.302	1'46.348	274,1	9:50'56.373
7	18.974	33.120	22.187	32.692	1'46.973	274,1	9:52'43.346
8	19.968	40.436	22.334	38.103	2'00.841	274,8	9:54'44.187
9	19.264	33.252	22.277	32.432	1'47.225	268,7	9:56'31.412

16° 94 F. CARICASULO (1'46.531)							
Lap	Seg.1	Seg.2	Seg.3	Seg.4	Lap Time	km/h	Local Time
1		34.358	22.919	33.340		190,5	9:41'54.836
2	19.354	33.408	22.283	32.501	1'47.546	268,7	9:43'42.382
3	19.360	33.326	22.309	32.346	1'47.341	268,7	9:45'29.723
4	19.053	33.221	22.189	32.891	1'47.354	274,1	9:47'17.077
5	24.463	45.961	24.226	42.026	2'16.676	267,3	9:49'33.753
6	19.386	33.671	22.364	33.449	1'48.870	269,3	9:51'22.623
7	19.190	33.085	22.052	32.244	1'46.571	269,3	9:53'09.194
8	18.983	33.161	21.986	32.401	1'46.531	269,3	9:54'55.725
9	19.087	33.222	22.346	56.183	2'10.838P	271,4	9:57'06.563

17° 34 K. MANFREDI (1'46.534)							
Lap	Seg.1	Seg.2	Seg.3	Seg.4	Lap Time	km/h	Local Time
1		33.805	24.457	33.253		187,2	9:41'55.043
2	19.240	33.490	22.290	32.446	1'47.466	270,7	9:43'42.509
3	19.062	33.174	22.101	32.381	1'46.718	276,9	9:45'29.227
4	19.251	33.244	22.040	33.991	1'48.526	268,0	9:47'17.753
5	19.472	33.274	22.239	35.051	1'50.036	274,8	9:49'07.789
6	19.089	33.341	22.114	32.596	1'47.140	276,9	9:50'54.929
7	19.015	33.093	22.083	32.343	1'46.534	273,4	9:52'41.463
8	19.267	33.031	22.067	32.178	1'46.543	271,4	9:54'28.006
9	19.128	33.284	22.152	32.900	1'47.464	271,4	9:56'15.470

18° 96 D. SANCHIS MARTINEZ (1'46.648)							
Lap	Seg.1	Seg.2	Seg.3	Seg.4	Lap Time	km/h	Local Time
1		34.165	22.474	32.560		186,9	9:42'53.762
2	19.292	33.189	22.138	32.231	1'46.850	266,0	9:44'40.612
3	19.221	33.036	22.122	32.269	1'46.648	268,0	9:46'27.260
4	19.135	33.211	22.180	32.206	1'46.732	268,0	9:48'13.992
5	19.107	33.265	22.132	32.343	1'46.847	268,0	9:50'00.839
6	19.161	33.227	22.077	32.335	1'46.800	268,0	9:51'47.639
7	19.224	33.158	22.041	32.499	1'46.922	266,7	9:53'34.561
8	19.326	33.365	22.154	32.589	1'47.434	271,4	9:55'21.995

19° 85 L. ARBEL (1'46.778)							
Lap	Seg.1	Seg.2	Seg.3	Seg.4	Lap Time	km/h	Local Time
1		34.585	22.856	33.318		187,5	9:41'54.992
2	19.561	33.726	22.360	32.412	1'48.059	266,7	9:43'43.051
3	19.208	33.281	22.319	32.454	1'47.262	274,1	9:45'30.313
4	19.247	33.296	22.153	32.608	1'47.304	272,7	9:47'17.617
5	19.538	34.074	22.842	32.859	1'49.313	270,7	9:49'06.930
6	19.241	33.155	22.010	32.372	1'46.778	271,4	9:50'53.708
7	19.244	33.403	22.042	32.330	1'47.019	270,7	9:52'40.727
8	19.391	33.143	21.922	32.330	1'46.786	269,3	9:54'27.513
9	19.464	33.783	22.295	32.834	1'48.376	270,0	9:56'15.889

20° 50 O. VOSTATEK (1'46.969)							
Lap	Seg.1	Seg.2	Seg.3	Seg.4	Lap Time	km/h	Local Time
1		35.837	23.138	33.157		163,9	9:42'00.817
2	19.388	33.550	22.265	32.623	1'47.826	266,0	9:43'48.643
3	19.254	33.432	22.096	32.432	1'47.214	267,3	9:45'35.857
4	19.098	33.704	22.576	35.345	1'50.723	272,0	9:47'26.580
5	19.348	33.506	22.317	32.714	1'47.885	275,5	9:49'14.465
6	19.131	33.553	22.251	32.681	1'47.616	275,5	9:51'02.081
7	18.918	33.409	22.154	32.488	1'46.969	273,4	9:52'49.050
8	19.207	33.673	22.188	32.641	1'47.709	270,0	9:54'36.759
9	19.184	33.576	22.175	33.051	1'47.986	267,3	9:56'24.745

21° 24 L. TACCINI (1'46.997)							
Lap	Seg.1	Seg.2	Seg.3	Seg.4	Lap Time	km/h	Local Time
1		38.537	26.039	49.765		136,9	9:42'23.177
2	5'11.865	35.712	22.446	34.843	6'44.866P	172,2	9:49'08.043
3	19.370	33.359	22.398	32.557	1'47.684	276,9	9:50'55.727
4	19.018	33.201	22.255	32.523	1'46.997	271,4	9:52'42.724
5	19.235	33.426	22.262	32.603	1'47.526	273,4	9:54'30.250
6	19.183	33.269	22.432	32.513	1'47.397	268,7	9:56'17.647

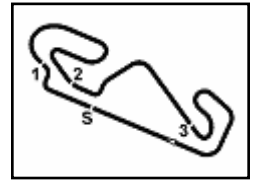
22° 88 M. PATACCA (1'47.177)							
Lap	Seg.1	Seg.2	Seg.3	Seg.4	Lap Time	km/h	Local Time
1		34.707	22.864	33.259		186,2	9:41'55.936
2	19.525	33.548	22.283	32.693	1'48.049	269,3	9:43'43.985
3	19.304	33.400	22.327	32.493	1'47.524	270,0	9:45'31.509
4	19.165	33.299	22.133	32.580	1'47.177	266,0	9:47'18.686

19/09/2021 P = Pits In/Out - C = Lap Time Cancelled

These data/results cannot be reproduced, stored and/or transmitted in whole or in part by any manner of electronic, mechanical, photocopying, recording, broadcasting or otherwise now known or herein after developed without the previous express consent by the copyright owner, except for reproduction in daily press and regular printed publications on sale to the public within 60 days of the event related to those data/results and always provided that copyright symbol appears together as follows below.

© DORNA WSBK ORGANIZATION Srl 2021





Hyundai N Catalunya Round, 17-19 September 2021

Chronological Analysis Warm Up

Circuit de Barcelona 4.657 m

3 / 4

5	19.209	33.522	22.406	33.521	1'48.658	270,0	9:49'07.344
6	19.211	33.403	22.129	32.755	1'47.498	270,7	9:50'54.842
7	19.301	33.438	22.186	32.552	1'47.477	271,4	9:52'42.319
8	19.122	33.714	22.210	32.839	1'47.885	270,7	9:54'30.204
9	19.477	33.381	22.373	32.656	1'47.887	269,3	9:56'18.091

28° 14 L. CAUCHI (1'47.675)							
Lap	Seg.1	Seg.2	Seg.3	Seg.4	Lap Time	km/h	Local Time
1		35.644	23.025	33.426		181,5	9:41'58.278
2	19.455	33.789	22.751	32.943	1'48.938	272,0	9:43'47.216
3	19.236	33.606	22.490	32.877	1'48.209	272,7	9:45'35.425
4	19.286	33.798	22.949	34.894	1'50.927	267,3	9:47'26.352
5	19.365	33.561	22.298	32.717	1'47.941	272,0	9:49'14.293
6	19.149	33.510	22.311	32.705	1'47.675	270,7	9:51'01.968
7	19.248	33.606	22.455	32.778	1'48.087	267,3	9:52'50.055
8	19.254	33.654	22.251	33.079	1'48.238	268,7	9:54'38.293
9	19.250	33.522	22.425	32.732	1'47.929	267,3	9:56'26.222

23° 95 V. TAKALA (1'47.209)							
Lap	Seg.1	Seg.2	Seg.3	Seg.4	Lap Time	km/h	Local Time
1		35.583	23.090	33.454		183,1	9:42'03.693
2	20.039	34.061	22.729	33.056	1'49.885	265,4	9:43'53.578
3	19.588	33.632	22.445	32.949	1'48.614	271,4	9:45'42.192
4	19.140	33.591	22.409	32.515	1'47.655	271,4	9:47'29.847
5	19.448	33.648	22.206	34.058	1'49.360	272,7	9:49'19.207
6	19.103	33.507	22.241	32.805	1'47.656	273,4	9:51'06.863
7	19.286	33.295	22.184	32.444	1'47.209	270,7	9:52'54.072
8	19.154	33.401	22.249	32.804	1'47.608	270,7	9:54'41.680
9	19.074	33.383	22.267	32.665	1'47.389	270,0	9:56'29.069

29° 42 S. FROSSARD (1'47.771)							
Lap	Seg.1	Seg.2	Seg.3	Seg.4	Lap Time	km/h	Local Time
1		34.506	23.243	34.043		115,0	9:42'26.508
2	19.514	33.637	22.391	32.904	1'48.446	274,8	9:44'14.954
3	19.416	33.583	22.475	32.879	1'48.353	269,3	9:46'03.307
4	19.292	33.571	22.445	32.842	1'48.150	270,0	9:47'51.457
5	19.267	33.448	22.440	33.025	1'48.180	269,3	9:49'39.637
6	19.241	33.384	22.302	32.866	1'47.793	271,4	9:51'27.430
7	19.007	33.563	22.457	32.744	1'47.771	278,4	9:53'15.201
8	19.241	33.559	22.418	32.897	1'48.115	272,0	9:55'03.316

24° 22 F. FULIGNI (1'47.272)							
Lap	Seg.1	Seg.2	Seg.3	Seg.4	Lap Time	km/h	Local Time
1		34.642	23.042	33.281		114,0	9:42'25.218
2	19.290	33.281	22.396	32.493	1'47.460	272,7	9:44'12.678
3	19.154	33.186	22.310	32.622	1'47.272	271,4	9:45'59.950
4	19.113	33.226	22.299	32.891	1'47.529	268,0	9:47'47.479
5	19.110	33.348	22.320	32.547	1'47.325C	276,2	9:49'34.804
6	19.047	33.260	22.339	33.342	1'47.988	270,7	9:51'22.792
7	19.253	33.371	22.383	32.733	1'47.740	270,0	9:53'10.532
8	19.193	33.480	22.224	33.014	1'47.911	276,2	9:54'58.443
9	19.552	35.631	22.877	33.606	1'51.666	270,0	9:56'50.109

30° 55 G. HENDRA PRATAMA (1'48.275)							
Lap	Seg.1	Seg.2	Seg.3	Seg.4	Lap Time	km/h	Local Time
1		36.251	23.360	33.599		195,7	9:42'04.402
2	19.653	34.275	22.497	40.633	1'57.058	279,1	9:44'01.460
3	19.585	33.962	22.405	33.339	1'49.291	274,8	9:45'50.751
4	19.379	33.808	22.609	33.553	1'49.349	273,4	9:47'40.100
5	19.320	33.781	22.409	33.263	1'48.773	270,7	9:49'28.873
6	19.518	35.623	25.930	38.457	1'59.528	269,3	9:51'28.401
7	19.292	33.757	22.274	32.952	1'48.275	274,1	9:53'16.676
8	19.238	33.741	22.153	34.603	1'49.735	275,5	9:55'06.411

25° 9 S. JESPERSEN (1'47.287)							
Lap	Seg.1	Seg.2	Seg.3	Seg.4	Lap Time	km/h	Local Time
1		35.046	22.667	33.269		170,1	9:42'05.749
2	19.290	33.984	22.658	32.695	1'48.627	275,5	9:43'54.376
3	19.363	33.896	22.380	32.656	1'48.295	274,1	9:45'42.671
4	19.173	33.598	22.224	32.351	1'47.346	274,8	9:47'30.017
5	19.126	33.540	22.147	32.474	1'47.287	279,8	9:49'17.304
6	19.131	33.594	22.118	35.816	1'50.659	273,4	9:51'07.963
7	19.225	33.695	22.116	32.579	1'47.615	272,7	9:52'55.578
8	19.217	33.495	22.049	33.920	1'48.681	270,0	9:54'44.259
9	19.551	33.748	22.025	32.541	1'47.865	271,4	9:56'32.124

31° 92 B. VAN EERDE (1'48.614)							
Lap	Seg.1	Seg.2	Seg.3	Seg.4	Lap Time	km/h	Local Time
1		36.182	23.416	34.049		186,9	9:42'03.145
2	19.949	34.016	22.743	33.448	1'50.156	264,7	9:43'53.301
3	20.040	33.847	22.427	33.014	1'49.328	264,7	9:45'42.629
4	19.428	33.754	22.362	33.070	1'48.614	272,0	9:47'31.243
5	19.970	33.899	22.770	33.212	1'49.851	267,3	9:49'21.094
6	19.506	33.941	22.522	33.087	1'49.056	271,4	9:51'10.150
7	19.477	34.664	22.594	33.245	1'49.980	265,4	9:53'00.130
8	19.564	33.660	22.528	33.122	1'48.874	264,1	9:54'49.004
9	20.923	35.333	22.799	33.225	1'52.280	263,4	9:56'41.284

26° 56 P. SEBESTYEN (1'47.289)							
Lap	Seg.1	Seg.2	Seg.3	Seg.4	Lap Time	km/h	Local Time
1		34.609	23.105	33.747		180,0	9:41'57.649
2	19.778	33.622	22.636	32.864	1'48.900	273,4	9:43'46.549
3	19.583	34.009	22.530	35.694	1'51.816	270,7	9:45'38.365
4	19.164	33.561	22.256	32.685	1'47.666	272,0	9:47'26.031
5	19.235	33.475	22.231	32.592	1'47.533	272,0	9:49'13.564
6	19.127	33.392	22.337	32.801	1'47.657	270,0	9:51'01.221
7	19.312	33.433	22.164	32.533	1'47.442	265,4	9:52'48.663
8	19.198	33.444	22.203	32.605	1'47.450	267,3	9:54'36.113
9	19.029	33.466	22.257	32.537	1'47.289	268,0	9:56'23.402

32° 2 L. MONTELLA (1'48.898)							
Lap	Seg.1	Seg.2	Seg.3	Seg.4	Lap Time	km/h	Local Time
1		34.733	22.866	34.681		180,0	9:41'55.808
2	19.758	33.763	22.425	33.327	1'49.273	272,0	9:43'45.081
3	19.506	33.946	22.435	33.327	1'49.214	273,4	9:45'34.295
4	20.233	37.157	22.555	33.226	1'53.171	273,4	9:47'27.466
5	19.562	33.760	22.437	33.173	1'48.932	269,3	9:49'16.398
6	19.382	33.885	22.336	36.226	1'51.829	270,0	9:51'08.227
7	19.387	34.207	22.303	33.124	1'49.021	275,5	9:52'57.248
8	23.738	36.757	23.194	38.803	2'02.492	269,3	9:54'59.740
9	19.442	33.868	22.393	33.195	1'48.898	270,7	9:56'48.638

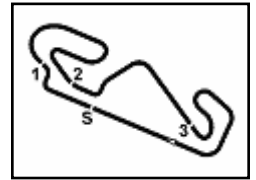
27° 84 M. FABRIZIO (1'47.326)							
Lap	Seg.1	Seg.2	Seg.3	Seg.4	Lap Time	km/h	Local Time
1		36.340	25.177	40.270		159,1	9:42'11.685
2	19.500	33.718	22.446	32.709	1'48.373	268,7	9:44'00.058
3	19.455	33.501	22.256	33.304	1'48.516	269,3	9:45'48.574
4	19.175	33.410	22.274	32.467	1'47.326	270,0	9:47'35.900
5	19.192	33.694	22.684	39.482	1'55.052	269,3	9:49'30.952
6	20.682	39.711	22.865	33.084	1'56.342	270,7	9:51'27.294

19/09/2021 P = Pits In/Out - C = Lap Time Cancelled

These data/results cannot be reproduced, stored and/or transmitted in whole or in part by any manner of electronic, mechanical, photocopying, recording, broadcasting or otherwise now known or herein after developed without the previous express consent by the copyright owner, except for reproduction in daily press and regular printed publications on sale to the public within 60 days of the event related to those data/results and always provided that copyright symbol appears together as follows below.

© DORNA WSBK ORGANIZATION Srl 2021





Hyundai N Catalunya Round, 17-19 September 2021 Chronological Analysis Warm Up

33° 69 E. MONTERO HUERTA (1'48.964)							
Lap	Seg.1	Seg.2	Seg.3	Seg.4	Lap Time	km/h	Local Time
1		36.421	23.624	34.640		158,8	9:42'17.780
2	19.933	34.165	22.707	33.310	1'50.115	264,1	9:44'07.895
3	19.743	33.808	22.666	33.281	1'49.498	264,7	9:45'57.393
4	19.925	33.991	22.745	33.115	1'49.776	264,7	9:47'47.169
5	19.793	33.526	22.566	33.079	1'48.964	262,8	9:49'36.133
6	19.581	34.213	22.474	33.395	1'49.663	269,3	9:51'25.796
7	21.550	36.971	22.676	33.459	1'54.656	271,4	9:53'20.452
8	19.542	35.592	22.709	33.235	1'51.078	262,1	9:55'11.530

34° 45 S. KAWASAKI (1'48.980)							
Lap	Seg.1	Seg.2	Seg.3	Seg.4	Lap Time	km/h	Local Time
1		35.650	23.350	33.662		182,1	9:42'03.389
2	19.951	34.146	22.674	33.331	1'50.102	271,4	9:43'53.491
3	19.974	33.968	22.556	32.786	1'49.284	270,7	9:45'42.775
4	19.536	33.859	22.741	32.980	1'49.116	265,4	9:47'31.891
5	19.561	34.257	22.738	33.218	1'49.774	268,0	9:49'21.665
6	19.477	33.942	22.598	32.963	1'48.980	269,3	9:51'10.645
7	20.111	35.578	24.299	33.683	1'53.671	269,3	9:53'04.316
8	19.918	34.504	22.884	33.035	1'50.341	263,4	9:54'54.657
9	19.464	33.814	22.634	33.380	1'49.292C	267,3	9:56'43.949

35° 44 B. SAHIN (1'50.582)							
Lap	Seg.1	Seg.2	Seg.3	Seg.4	Lap Time	km/h	Local Time
1		36.344	24.223	34.890		153,0	9:42'03.120
2	20.563	34.981	23.494	34.513	1'53.551	252,9	9:43'56.671
3	20.416	34.578	23.244	34.252	1'52.490	268,0	9:45'49.161
4	19.852	34.527	23.412	34.034	1'51.825	270,0	9:47'40.986
5	19.932	34.200	22.944	33.506	1'50.582	266,7	9:49'31.568
6	19.861	34.351	23.053	33.640	1'50.905	268,7	9:51'22.473
7	20.117	34.267	22.853	34.400	1'51.637	261,5	9:53'14.110
8	19.700	34.592	22.920	33.827	1'51.039	267,3	9:55'05.149

19/09/2021 P = Pits In/Out - C = Lap Time Cancelled

These data/results cannot be reproduced, stored and/or transmitted in whole or in part by any manner of electronic, mechanical, photocopying, recording, broadcasting or otherwise now known or herein after developed without the previous express consent by the copyright owner, except for reproduction in daily press and regular printed publications on sale to the public within 60 days of the event related to those data/results and always provided that copyright symbol appears together as follows below.

© DORNA WSBK ORGANIZATION Srl 2021

