

Hyundai N Catalunya Round, 17-19 September 2021

Chronological Analysis Free Practice 1st Session

Circuit de Barcelona 4.657 m

1 / 6

1° 54 B. SOFUOGLU (1'55.815)							
Lap	Seg.1	Seg.2	Seg.3	Seg.4	Lap Time	km/h	Local Time
1		40.849	25.699	35.735		63,3	9:47'56.504
2	22.657	35.645	24.810	34.735	1'57.847	203,4	9:49'54.351
3	22.372	35.236	24.740	33.977	1'56.325	206,1	9:51'50.676
4	22.208	35.940	24.963	36.929	2'00.040	205,3	9:53'50.716
5	22.115	35.215	25.250	37.722	2'00.302C	206,5	9:55'51.018
6	22.466	35.562	24.747	36.502	1'59.277	205,3	9:57'50.295
7	22.740	35.346	24.515	34.167	1'56.768	197,1	9:59'47.063
8	22.531	35.246	27.718	53.814	2'19.309CP	197,4	10:02'06.372
9	5'28.377	39.442	26.605	40.221	7'14.645P	53,8	10:09'21.017
10	23.006	38.774	25.473	35.566	2'02.819	192,2	10:11'23.836
11	22.135	35.821	24.671	34.207	1'56.834	204,2	10:13'20.670
12	27.267	40.946	25.453	34.655	2'08.321	191,5	10:15'28.991
13	22.329	35.227	25.446	33.959	1'56.961	207,3	10:17'25.952
14	22.204	35.252	24.386	33.973	1'55.815	208,1	10:19'21.767
15	26.287	42.471	25.815	48.347	2'22.920P	208,1	10:21'44.687

5° 13 A. DIAZ CEBRIAN (1'56.390)							
Lap	Seg.1	Seg.2	Seg.3	Seg.4	Lap Time	km/h	Local Time
1		38.266	25.538	35.792		148,1	9:48'01.104
2	22.801	36.727	25.230	34.663	1'59.421	196,7	9:50'00.525
3	22.839	36.090	24.924	34.386	1'58.239	193,9	9:51'58.764
4	22.722	35.858	25.051	34.282	1'57.913	194,9	9:53'56.677
5	23.055	37.453	26.703	34.426	2'01.637	195,3	9:55'58.314
6	22.327	35.573	24.751	47.790	2'10.441P	200,7	9:58'08.755
7	9'26.447	40.143	26.277	40.841	11'13.708P	53,4	10:09'22.463
8	22.718	35.968	24.654	34.321	1'57.661	199,3	10:11'20.124
9	28.302	39.412	24.855	34.351	2'06.920	188,2	10:13'27.044
10	22.069	35.353	24.363	34.605	1'56.390	205,7	10:15'23.434
11	22.641	35.747	24.915	34.189	1'57.492	196,7	10:17'20.926
12	22.425	35.715	24.777	34.042	1'56.959	198,2	10:19'17.885
13	22.490	35.635	25.655	39.594	2'03.374	195,3	10:21'21.259

2° 72 V. STEEMAN (1'55.923)							
Lap	Seg.1	Seg.2	Seg.3	Seg.4	Lap Time	km/h	Local Time
1		38.074	25.885	39.299		69,7	9:47'52.266
2	22.930	36.056	25.000	34.751	1'58.737	203,8	9:49'51.003
3	22.535	35.735	25.247	35.355	1'58.872	199,3	9:51'49.875
4	22.447	36.060	24.584	34.458	1'57.549	207,7	9:53'47.424
5	22.151	35.511	24.729	34.081	1'56.472	206,1	9:55'43.896
6	23.069	38.583	24.844	34.175	2'00.671	199,3	9:57'44.567
7	22.414	35.317	24.627	33.919	1'56.277	201,9	9:59'40.844
8	22.557	35.446	28.195	56.381	2'22.579CP	197,8	10:02'03.423
9	5'43.885	36.987	27.168	36.139	7'24.179P	65,9	10:09'27.602
10	22.177	35.587	24.784	34.381	1'56.929	206,9	10:11'24.531
11	22.274	36.119	24.941	34.666	1'58.000	205,3	10:13'22.531
12	22.410	35.690	24.660	45.535	2'08.295	203,0	10:15'30.826
13	22.849	35.724	24.705	34.661	1'57.939	198,5	10:17'28.765
14	22.338	35.669	24.495	34.070	1'56.572	206,5	10:19'25.337
15	22.118	35.419	24.454	33.932	1'55.923	205,3	10:21'21.260

6° 1 J. BUIS (1'56.427)							
Lap	Seg.1	Seg.2	Seg.3	Seg.4	Lap Time	km/h	Local Time
1		38.010	25.662	35.339		121,3	9:47'50.393
2	23.487	36.816	25.438	35.311	2'01.052	197,4	9:49'51.445
3	22.638	35.914	24.864	34.559	1'57.975	205,3	9:51'49.420
4	22.494	35.952	24.677	34.492	1'57.615	202,6	9:53'47.035
5	22.621	35.739	24.650	34.119	1'57.129	202,2	9:55'44.164
6	22.571	35.978	24.850	46.293	2'09.692P	201,9	9:57'53.856
7	11'40.113	44.615	25.900	48.413	13'39.041P	123,4	10:11'32.897
8	22.369	35.648	24.538	34.224	1'56.779	206,9	10:13'29.676
9	22.236	35.455	24.547	34.422	1'56.660	210,1	10:15'26.336
10	22.507	36.387	24.726	34.530	1'58.150	209,3	10:17'24.486
11	22.075	35.531	24.530	34.360	1'56.496	208,9	10:19'20.982
12	21.991	35.578	24.506	34.352	1'56.427	214,3	10:21'17.409

3° 69 T. BOOTH-AMOS (1'56.205)							
Lap	Seg.1	Seg.2	Seg.3	Seg.4	Lap Time	km/h	Local Time
1		37.754	25.622	35.294		142,9	9:48'55.578
2	23.094	36.475	25.577	46.279	2'11.425P	193,9	9:51'07.003
3	1'53.196	36.105	25.101	34.475	3'28.877P	148,6	9:54'35.880
4	22.953	35.868	24.873	34.638	1'58.332	194,9	9:56'34.212
5	22.825	35.788	24.749	34.322	1'57.684	195,3	9:58'31.896
6	22.808	35.617	24.835	34.365	1'57.625	196,4	10:00'29.521
7	24.028	38.422	30.728	47.932	2'21.110CP	195,7	10:02'50.631
8	7'07.930	35.692	24.653	34.487	8'42.762P	148,8	10:11'33.393
9	22.101	35.895	24.923	34.008	1'56.927	210,5	10:13'30.320
10	22.061	35.337	24.401	34.406	1'56.205	212,2	10:15'26.525
11	22.064	36.442	24.705	34.532	1'57.743	209,3	10:17'24.268
12	22.170	35.453	24.522	34.126	1'56.271	207,7	10:19'20.539
13	22.178	35.650	24.502	34.228	1'56.558	205,3	10:21'17.097

7° 80 G. MASTROLUCA (1'56.485)							
Lap	Seg.1	Seg.2	Seg.3	Seg.4	Lap Time	km/h	Local Time
1		38.439	25.884	37.561		144,4	9:47'35.490
2	23.225	36.019	24.860	35.627	1'59.731	196,4	9:49'35.221
3	22.546	35.816	24.900	34.542	1'57.804	204,9	9:51'33.025
4	22.805	40.239	25.009	34.878	2'02.931	201,1	9:53'35.956
5	22.965	35.559	25.275	50.829	2'14.628P	193,9	9:55'50.584
6	4'08.844	44.250	32.926	53.029	6'19.049CP	126,3	10:02'09.633
7	5'27.934	41.046	27.517	39.387	7'15.884P	57,5	10:09'25.517
8	22.651	35.886	25.420	36.566	2'00.523	208,9	10:11'26.040
9	22.390	35.539	24.437	34.778	1'57.144	208,9	10:13'23.184
10	22.531	35.661	24.517	37.755	2'00.464	203,8	10:15'23.648
11	22.378	35.733	25.120	38.355	2'01.586	203,8	10:17'25.234
12	22.127	35.657	24.524	34.763	1'57.071	210,5	10:19'22.305
13	22.010	35.449	24.448	34.578	1'56.485	209,3	10:21'18.790

4° 46 S. DI SORA (1'56.266)							
Lap	Seg.1	Seg.2	Seg.3	Seg.4	Lap Time	km/h	Local Time
1		37.668	25.681	35.538		132,8	9:48'12.123
2	22.662	35.583	24.742	34.489	1'57.476	201,1	9:50'09.599
3	22.476	35.674	25.099	34.252	1'57.501	200,0	9:52'07.100
4	22.534	35.600	24.584	34.185	1'56.903	198,9	9:54'04.003
5	22.329	35.427	24.506	34.171	1'56.433	200,7	9:56'00.436
6	22.332	35.407	24.478	34.089	1'56.306	200,4	9:57'56.742
7	22.637	38.398	25.141	48.175	2'14.351P	196,0	10:00'11.093
8	7'40.922	36.885	26.087	37.110	9'21.004P	145,4	10:09'32.097
9	22.211	35.564	24.494	34.070	1'56.339	200,0	10:11'28.436

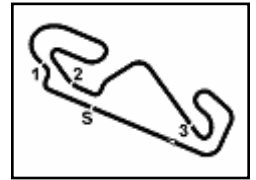
8° 58 I. IGLESIAS (1'56.537)							
Lap	Seg.1	Seg.2	Seg.3	Seg.4	Lap Time	km/h	Local Time
1		38.068	25.669	35.775		105,4	9:47'54.878
2	22.903	36.273	24.443	34.452	1'58.071	197,8	9:49'52.949
3	22.520	35.758	24.395	34.437	1'57.110	201,1	9:51'50.059
4	22.562	35.735	24.603	34.374	1'57.274	201,9	9:53'47.333
5	22.774	35.871	25.084	47.209	2'10.938P	201,1	9:55'58.271
6	11'40.735	40.281	26.973	40.186	13'28.175P	114,5	10:09'26.446
7	22.558	35.683	24.990	39.267	2'02.498C	201,5	10:11'28.944

17/09/2021 P = Pits In/Out - C = Lap Time Cancelled

These data/results cannot be reproduced, stored and/or transmitted in whole or in part by any manner of electronic, mechanical, photocopying, recording, broadcasting or otherwise now known or herein after developed without the previous express consent by the copyright owner, except for reproduction in daily press and regular printed publications on sale to the public within 60 days of the event related to those data/results and always provided that copyright symbol appears together as follows below.

© DORNA WSBK ORGANIZATION Srl 2021





Circuit de Barcelona 4.657 m

Hyundai N Catalunya Round, 17-19 September 2021

Chronological Analysis Free Practice 1st Session

2 / 6

8	22.229	35.531	24.520	34.535	1'56.815	203,8	10:13'25.759
9	22.230	35.389	24.843	34.289	1'56.751	204,2	10:15'22.510
10	22.310	35.476	24.501	34.250	1'56.537	203,0	10:17'19.047
11	22.475	38.789	25.312	40.596	2'07.172	198,5	10:19'26.219
12	22.311	35.833	24.691	34.386	1'57.221	204,9	10:21'23.440

7	22.613	35.636	24.714	34.220	1'57.183	196,7	10:00'08.738
8	22.982	41.891	38.526	52.923	2'36.322CP	197,4	10:02'45.060
9	4'53.479	39.907	27.950	40.720	6'42.056P	135,2	10:09'27.116
10	22.475	35.720	25.518	38.606	2'02.319	201,1	10:11'29.435
11	22.311	35.885	24.985	34.350	1'57.531	201,9	10:13'26.966
12	22.391	35.659	24.651	34.582	1'57.283	204,9	10:15'24.249
13	25.903	38.285	25.036	34.852	2'04.076	203,4	10:17'28.325
14	22.156	35.444	24.383	34.934	1'56.917	201,9	10:19'25.242
15	22.379	35.486	24.580	34.189	1'56.634	208,9	10:21'21.876

9° 26 M. GENNAI (1'56.569)							
Lap	Seg.1	Seg.2	Seg.3	Seg.4	Lap Time	km/h	Local Time
1		38.399	25.366	35.120		69,9	9:47'52.293
2	23.346	35.948	24.838	35.070	1'59.202	198,5	9:49'51.495
3	22.645	35.492	24.881	34.661	1'57.679	200,4	9:51'49.174
4	23.129	36.124	24.653	34.611	1'58.517	197,4	9:53'47.691
5	22.496	35.509	24.404	34.160	1'56.569	204,5	9:55'44.260
6	22.572	37.679	24.974	46.675	2'11.900P	199,6	9:57'56.160
7	9'38.825	39.356	25.848	49.631	11'33.660P	62,9	10:09'29.820
8	43.697	36.336	25.087	35.120	2'20.240P	147,5	10:11'50.060
9	22.677	36.326	25.342	47.190	2'11.535P	199,6	10:14'01.595
10	1'42.150	37.871	25.100	35.059	3'20.180P	103,6	10:17'21.775
11	22.376	35.654	24.480	34.575	1'57.085	200,0	10:19'18.860
12	22.820	35.756	24.312	34.555	1'57.443	191,8	10:21'16.303

13° 99 A. HUERTAS (1'56.650)							
Lap	Seg.1	Seg.2	Seg.3	Seg.4	Lap Time	km/h	Local Time
1		37.419	25.254	36.041		137,2	9:47'54.886
2	22.524	36.123	24.748	34.551	1'57.946	214,3	9:49'52.832
3	21.915	35.951	24.442	34.342	1'56.650	204,9	9:51'49.482
4	22.233	35.841	25.017	53.161	2'16.252P	202,2	9:54'05.734

14° 2 A. CARRION (1'56.658)							
Lap	Seg.1	Seg.2	Seg.3	Seg.4	Lap Time	km/h	Local Time
1		41.658	25.521	35.529		83,3	9:47'51.201
2	22.781	36.334	25.664	35.376	2'00.155	206,5	9:49'51.356
3	22.928	37.308	25.200	35.463	2'00.899	202,6	9:51'52.255
4	22.361	35.947	24.809	35.093	1'58.210	205,7	9:53'50.465
5	22.713	35.543	24.759	34.487	1'57.502	203,0	9:55'47.967
6	22.521	35.883	25.410	35.551	1'59.365	203,8	9:57'47.332
7	22.279	35.522	24.649	34.208	1'56.658	212,6	9:59'43.990
8	22.359	35.790	27.889	48.767	2'14.805CP	212,6	10:01'58.795
9	5'32.410	46.551	28.257	38.963	7'26.181P	81,4	10:09'24.976
10	22.647	36.231	25.816	41.215	2'05.909	203,8	10:11'30.885
11	22.464	35.820	25.404	35.519	1'59.207	207,3	10:13'30.092
12	22.374	35.487	24.449	34.386	1'56.696	209,3	10:15'26.788
13	22.210	36.211	25.112	35.058	1'58.591	211,8	10:17'25.379
14	22.182	35.673	24.477	34.531	1'56.863	209,7	10:19'22.242
15	22.305	35.518	24.348	34.518	1'56.689	208,9	10:21'18.931

10° 17 K. MEUFFELS (1'56.591)							
Lap	Seg.1	Seg.2	Seg.3	Seg.4	Lap Time	km/h	Local Time
1		38.171	25.321	36.281		113,0	9:47'54.603
2	23.077	36.327	24.888	34.976	1'59.268	208,5	9:49'53.871
3	22.322	36.084	24.874	35.020	1'58.300	209,7	9:51'52.171
4	22.692	36.038	24.805	35.737	1'59.272C	205,7	9:53'51.443
5	22.524	35.864	24.953	34.875	1'58.216	202,6	9:55'49.659
6	22.798	35.924	24.707	34.481	1'57.910	205,7	9:57'47.569
7	22.284	35.727	24.727	34.654	1'57.392	212,6	9:59'44.961
8	26.858	38.521	31.171	51.455	2'28.005CP	203,8	10:02'12.966
9	6'56.184	36.616	25.513	35.246	8'33.559P	144,2	10:10'46.525
10	22.838	35.826	24.842	34.757	1'58.263	197,4	10:12'44.788
11	22.617	35.871	24.783	46.423	2'09.694P	198,5	10:14'54.482
12	55.801	36.035	25.828	34.673	2'32.337P	126,3	10:17'26.819
13	22.078	35.521	24.575	34.417	1'56.591	214,3	10:19'23.410
14	21.965	35.524	24.554	34.648	1'56.691	213,4	10:21'20.101

15° 88 D. MOGEDA (1'56.699)							
Lap	Seg.1	Seg.2	Seg.3	Seg.4	Lap Time	km/h	Local Time
1		37.689	26.474	41.207		147,5	9:47'37.327
2	22.599	36.125	24.928	34.329	1'57.981	204,2	9:49'35.308
3	22.157	35.571	24.791	34.442	1'56.961	204,9	9:51'32.269
4	22.683	47.986	30.918	38.141	2'19.728	200,7	9:53'51.997
5	22.153	35.575	24.613	34.358	1'56.699	212,6	9:55'48.696
6	22.432	35.685	25.111	34.405	1'57.633	201,5	9:57'46.329
7	23.403	40.062	24.732	34.356	2'02.553	198,9	9:59'48.882
8	22.397	35.650	33.479	50.556	2'22.082CP	201,9	10:02'10.964
9	5'25.943	39.892	25.670	40.967	7'12.472P	68,7	10:09'23.436
10	22.369	36.355	29.983	34.936	2'03.643	207,7	10:11'27.079
11	22.566	35.548	24.577	34.497	1'57.188	203,0	10:13'24.267
12	27.436	38.349	24.999	34.675	2'05.459	209,7	10:15'29.726
13	22.220	35.746	24.713	34.720	1'57.399	209,7	10:17'27.125
14	22.114	35.870	24.756	35.176	1'57.916	210,1	10:19'25.041
15	22.713	35.560	24.477	34.149	1'56.899	203,8	10:21'21.940

11° 28 Y. RUIZ (1'56.615)							
Lap	Seg.1	Seg.2	Seg.3	Seg.4	Lap Time	km/h	Local Time
1		37.599	25.157	35.140		147,9	9:48'05.535
2	22.873	35.900	24.751	34.495	1'58.019	196,0	9:50'03.554
3	22.746	36.184	24.883	35.031	1'58.844	196,4	9:52'02.398
4	22.288	36.264	24.718	34.871	1'58.141	202,6	9:54'00.539
5	22.282	35.623	24.578	34.132	1'56.615	201,5	9:55'57.154
6	22.720	37.000	24.690	35.737	2'00.147	196,0	9:57'57.301
7	22.315	35.589	24.960	34.469	1'57.333	201,5	9:59'54.634
8	23.137	36.560	29.467	51.018	2'20.182CP	194,9	10:02'14.816
9	6'53.774	36.419	25.174	35.089	8'30.456P	143,6	10:10'45.272
10	22.620	35.772	24.763	34.309	1'57.464	198,2	10:12'42.736
11	23.057	35.775	24.961	37.315	2'01.108	191,2	10:14'43.844
12	22.377	35.496	24.541	34.203	1'56.617	198,5	10:16'40.461
13	22.843	35.713	24.830	34.463	1'57.849	192,2	10:18'38.310
14	22.830	36.008	25.040	36.225	2'00.103	191,5	10:20'38.413

16° 61 Y. OKAYA (1'56.759)							
Lap	Seg.1	Seg.2	Seg.3	Seg.4	Lap Time	km/h	Local Time
1		38.044	25.277	35.984		102,0	9:47'54.576
2	22.787	35.810	24.963	34.570	1'58.130	205,3	9:49'52.706
3	22.167	36.091	24.493	34.557	1'57.308	206,9	9:51'50.014
4	21.997	35.698	24.749	34.544	1'56.988	210,1	9:53'47.002
5	23.063	39.268	24.844	34.473	2'01.648	203,4	9:55'48.650
6	22.583	35.714	25.208	34.676	1'58.181	203,0	9:57'46.831
7	22.206	35.791	24.696	34.223	1'56.916	208,9	9:59'43.747
8	22.334	35.448	28.489	54.623	2'20.894CP	209,7	10:02'04.641

17/09/2021 P = Pits In/Out - C = Lap Time Cancelled

These data/results cannot be reproduced, stored and/or transmitted in whole or in part by any manner of electronic, mechanical, photocopying, recording, broadcasting or otherwise now known or herein after developed without the previous express consent by the copyright owner, except for reproduction in daily press and regular printed publications on sale to the public within 60 days of the event related to those data/results and always provided that copyright symbol appears together as follows below.

© DORNA WSBK ORGANIZATION Srl 2021



Official Fuel Supplier

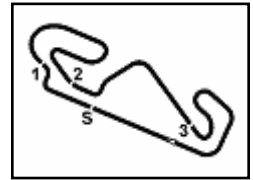


FKR PERGOIA TIMING

Official Tyre Supplier



Official Timekeeper



Hyundai N Catalunya Round, 17-19 September 2021

Chronological Analysis Free Practice 1st Session

Circuit de Barcelona 4.657 m

3 / 6

9	9'45.301	38.440	24.755	35.010	11'23.506P	104,7	10:13'28.147	3	22.779	36.702	25.272	34.740	1'59.493	198,5	9:51'53.106
10	22.307	35.753	24.547	34.152	1'56.759	204,5	10:15'24.906	4	22.783	35.765	24.886	35.074	1'58.508	198,2	9:53'51.614
11	22.136	36.060	24.645	34.274	1'57.115	212,6	10:17'22.021	5	23.129	35.822	24.813	34.430	1'58.194	200,0	9:55'49.808
12	21.937	35.535	24.647	35.004	1'57.123	207,7	10:19'19.144	6	22.463	35.907	24.870	34.656	1'57.896	206,9	9:57'47.704
13	22.219	35.677	24.682	34.583	1'57.161	200,7	10:21'16.305	7	22.322	35.675	24.952	34.371	1'57.320	204,9	9:59'45.024

17° 73 J. PEREZ GONZALEZ (1'56.840)

Lap	Seg.1	Seg.2	Seg.3	Seg.4	Lap Time	km/h	Local Time
1		38.237	26.962	35.943		145,9	9:48'17.296
2	23.933	36.545	25.316	34.927	2'00.721	194,2	9:50'18.017
3	23.394	36.437	25.094	34.504	1'59.429	194,9	9:52'17.446
4	23.126	35.598	24.864	34.191	1'57.779	196,0	9:54'15.225
5	22.923	35.656	24.765	34.084	1'57.428	196,0	9:56'12.653
6	22.884	35.753	24.750	34.251	1'57.638	195,3	9:58'10.291
7	23.024	35.864	24.822	34.284	1'57.994	193,9	10:00'08.285
8	22.942	39.217	37.909	52.853	2'32.921CP	193,5	10:02'41.206
9	5'06.637	36.870	28.161	41.460	6'53.128P	69,5	10:09'34.334
10	22.728	35.582	24.722	35.068	1'58.100	196,7	10:11'32.434
11	22.600	35.677	24.631	34.108	1'57.016	199,6	10:13'29.450
12	22.546	35.533	24.454	34.307	1'56.840	204,2	10:15'26.290
13	22.630	35.830	24.451	34.458	1'57.369	207,3	10:17'23.659
14	22.341	35.524	24.713	34.293	1'56.871	201,1	10:19'20.530
15	22.243	35.759	24.658	34.414	1'57.074	204,2	10:21'17.604

21° 41 M. GARCIA (1'57.006)

Lap	Seg.1	Seg.2	Seg.3	Seg.4	Lap Time	km/h	Local Time
1		39.102	25.649	35.220		80,2	9:47'50.835
2	23.385	36.380	25.388	34.926	2'00.079	197,4	9:49'50.914
3	22.878	35.740	25.158	34.505	1'58.281	202,6	9:51'49.195
4	23.025	35.904	24.700	34.379	1'58.008	200,0	9:53'47.203
5	22.647	35.709	24.603	34.468	1'57.427	201,5	9:55'44.630
6	22.534	38.673	26.428	38.457	2'06.092	203,8	9:57'50.722
7	22.576	35.579	24.716	34.195	1'57.066	202,2	9:59'47.788
8	22.458	35.613	33.681	49.549	2'21.301CP	201,9	10:02'09.089
9	5'16.558	51.887	27.490	43.369	7'19.304P	101,9	10:09'28.393
10	22.678	36.022	24.769	34.984	1'58.453	203,4	10:11'26.846
11	22.627	35.607	24.538	34.588	1'57.360	200,4	10:13'24.206
12	25.913	39.466	25.223	34.530	2'05.132	210,1	10:15'29.338
13	22.442	35.567	24.982	34.662	1'57.653	207,3	10:17'26.991
14	22.108	35.827	24.871	34.287	1'57.093	210,5	10:19'24.084
15	22.504	35.526	24.685	34.291	1'57.006	201,1	10:21'21.090

18° 52 O. KONIG (1'56.850)

Lap	Seg.1	Seg.2	Seg.3	Seg.4	Lap Time	km/h	Local Time
1		38.596	25.598	36.102		102,6	9:47'36.472
2	23.020	36.646	25.434	34.852	1'59.952	200,4	9:49'36.424
3	22.756	36.552	24.951	34.586	1'58.845	207,3	9:51'35.269
4	22.360	36.735	25.103	34.521	1'58.719	201,9	9:53'33.988
5	23.509	41.045	28.953	39.180	2'12.687	194,2	9:55'46.675
6	22.486	36.090	24.774	34.488	1'57.838	201,9	9:57'44.513
7	22.769	35.865	24.813	34.843	1'58.290	200,0	9:59'42.803
8	22.276	36.043	27.979	50.038	2'16.336CP	204,9	10:01'59.139
9	5'37.559	40.159	27.038	41.566	7'26.322P	67,8	10:09'25.461
10	22.655	36.477	25.480	35.308	1'59.920	206,1	10:11'25.381
11	22.519	35.840	24.546	35.001	1'57.906	201,1	10:13'23.287
12	22.222	35.699	24.801	34.704	1'57.426	202,2	10:15'20.713
13	26.225	38.644	25.192	34.897	2'04.958	194,9	10:17'25.671
14	22.075	35.803	24.820	34.461	1'57.159	209,3	10:19'22.830
15	22.152	35.665	24.598	34.435	1'56.850	206,9	10:21'19.680

22° 53 P. SVOBODA (1'57.127)

Lap	Seg.1	Seg.2	Seg.3	Seg.4	Lap Time	km/h	Local Time
1		38.684	25.654	38.374		105,9	9:47'36.609
2	22.579	35.872	24.968	37.474	2'00.893	204,9	9:49'37.502
3	22.884	36.037	25.162	34.177	1'58.260	196,0	9:51'35.762
4	22.688	36.083	25.272	34.274	1'58.317	209,7	9:53'34.079
5	23.021	42.720	25.835	34.201	2'05.777	192,5	9:55'39.856
6	22.743	35.902	24.823	34.051	1'57.519	198,9	9:57'37.375
7	22.425	36.041	24.893	46.335	2'09.694	203,0	9:59'47.069
8	22.924	35.430	34.319	51.923	2'24.596CP	196,0	10:02'11.665
9	5'19.945	43.451	26.153	40.847	7'10.396P	65,4	10:09'22.061
10	22.845	38.353	25.730	34.631	2'01.559	196,7	10:11'23.620
11	22.630	36.035	24.888	34.149	1'57.702	200,0	10:13'21.322
12	22.652	35.725	25.243	40.166	2'03.786	194,9	10:15'25.108
13	22.514	35.821	25.535	34.784	1'58.654	209,3	10:17'23.762
14	22.391	35.527	24.743	34.466	1'57.127	196,7	10:19'20.889
15	22.429	35.750	24.923	34.733	1'57.835	212,2	10:21'18.724

19° 23 S. MARKARIAN (1'56.922)

Lap	Seg.1	Seg.2	Seg.3	Seg.4	Lap Time	km/h	Local Time
1		37.177	25.588	35.196		142,1	9:48'10.208
2	22.698	36.319	25.301	35.011	1'59.329	199,6	9:50'09.537
3	22.896	36.243	25.219	34.447	1'58.805	200,0	9:52'08.342
4	22.608	35.752	24.866	34.489	1'57.715	201,9	9:54'06.057
5	22.495	35.957	25.022	34.570	1'58.044	202,2	9:56'04.101
6	22.641	35.879	25.010	35.007	1'58.537	201,1	9:58'02.638
7	22.898	36.366	25.030	47.613	2'11.907P	195,7	10:00'14.545
8	7'36.189	36.531	26.935	37.736	9'17.391P	139,9	10:09'31.936
9	22.717	35.818	24.899	35.053	1'58.487	201,1	10:11'30.423
10	22.590	36.082	24.683	34.837	1'58.192	198,2	10:13'28.615
11	22.324	35.685	24.633	34.280	1'56.922	208,9	10:15'25.537
12	22.361	35.916	24.834	34.401	1'57.512	207,7	10:17'23.049
13	22.239	35.997	24.666	34.512	1'57.414	203,8	10:19'20.463
14	22.669	35.947	24.673	34.642	1'57.931	202,6	10:21'18.394

23° 85 K. SABATUCCI (1'57.200)

Lap	Seg.1	Seg.2	Seg.3	Seg.4	Lap Time	km/h	Local Time
1		42.275	25.249	37.491		101,8	9:47'54.833
2	22.692	36.213	24.713	34.492	1'58.110	212,2	9:49'52.943
3	22.122	35.985	24.547	34.627	1'57.281	211,4	9:51'50.224
4	22.314	36.189	24.562	38.415	2'01.480	207,3	9:53'51.704
5	22.486	35.743	24.696	34.572	1'57.497	204,2	9:55'49.201
6	22.175	35.864	24.740	34.421	1'57.200	206,5	9:57'46.401
7	22.447	37.300	24.599	34.622	1'58.968	198,9	9:59'45.369
8	22.384	35.963	28.963	49.313	2'16.623CP	209,3	10:02'01.992
9	5'34.746	41.238	27.786	39.375	7'23.145P	71,5	10:09'25.137
10	22.332	36.085	25.039	39.296	2'02.752	202,6	10:11'27.889
11	22.408	36.094	24.448	34.360	1'57.310C	201,5	10:13'25.199

20° 77 R. BIJMAN (1'56.928)

Lap	Seg.1	Seg.2	Seg.3	Seg.4	Lap Time	km/h	Local Time
1		38.952	26.080	36.023		77,8	9:47'53.374
2	23.508	36.450	25.151	35.130	2'00.239	195,3	9:49'53.613

17/09/2021 P = Pits In/Out - C = Lap Time Cancelled

These data/results cannot be reproduced, stored and/or transmitted in whole or in part by any manner of electronic, mechanical, photocopying, recording, broadcasting or otherwise now known or herein after developed without the previous express consent by the copyright owner, except for reproduction in daily press and regular printed publications on sale to the public within 60 days of the event related to those data/results and always provided that copyright symbol appears together as follows below.

© DORNA WSBK ORGANIZATION Srl 2021



Official Fuel Supplier

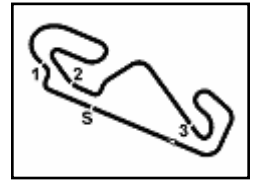


FKR PERUGIA TIMING

Official Tyre Supplier



Official Timekeeper



Hyundai N Catalunya Round, 17-19 September 2021

Chronological Analysis Free Practice 1st Session

Circuit de Barcelona 4.657 m

4 / 6

12	22.289	35.817	25.138	34.982	1'58.226	202,6	10:15'23.425	5	22.732	36.791	25.954	53.080	2'18.557P	197,1	9:55'50.118
13	22.866	35.638	24.779	34.697	1'57.980	200,0	10:17'21.405	6	4'55.445	38.400	29.153	49.566	6'52.564CP	117,4	10:02'42.682
14	22.321	35.931	24.501	34.679	1'57.432	200,4	10:19'18.837	7	4'54.765	38.735	25.918	40.624	6'40.042P	61,0	10:09'22.724
15	22.640	35.725	24.525	34.740	1'57.630	198,5	10:21'16.467	8	22.767	36.045	25.516	34.752	1'59.080	208,1	10:11'21.804

24° 6 S. SANCHEZ TAMAYO (1'57.225)

Lap	Seg.1	Seg.2	Seg.3	Seg.4	Lap Time	km/h	Local Time
1		39.923	26.585	37.341		98,3	9:47'30.982
2	24.226	37.463	26.173	36.157	2'04.019	190,5	9:49'35.001
3	24.087	37.220	25.769	35.493	2'02.569	195,7	9:51'37.570
4	23.447	36.964	25.415	35.570	2'01.396	198,2	9:53'38.966
5	23.211	36.793	25.347	35.182	2'00.533	198,2	9:55'39.499
6	23.577	36.170	25.045	35.130	1'59.922	194,9	9:57'39.421
7	23.312	36.252	25.423	48.281	2'13.268P	194,2	9:59'52.689
8	7'27.833	41.481	28.586	36.505	9'14.405P	103,3	10:09'07.094
9	23.828	36.417	25.503	35.511	2'01.259	188,8	10:11'08.353
10	23.786	36.335	25.408	54.926	2'20.455P	188,8	10:13'28.808
11	2'14.208	40.264	25.436	35.548	3'55.456P	53,8	10:17'24.264
12	22.767	36.253	25.047	34.812	1'58.879	203,8	10:19'23.143
13	22.447	35.617	24.669	34.492	1'57.225	206,1	10:21'20.368

28° 7 J. GIMBERT (1'57.433)

Lap	Seg.1	Seg.2	Seg.3	Seg.4	Lap Time	km/h	Local Time
1		39.553	29.336	37.462		94,0	9:47'31.414
2	23.172	36.333	25.137	34.990	1'59.632	204,2	9:49'31.046
3	22.950	36.397	25.350	35.014	1'59.711	200,0	9:51'30.757
4	23.424	36.326	25.204	34.901	1'59.855	194,2	9:53'30.612
5	24.758	39.330	25.972	35.639	2'05.699	193,2	9:55'36.311
6	22.779	35.979	25.052	34.879	1'58.689	200,7	9:57'35.000
7	22.829	36.210	25.194	34.932	1'59.165	199,3	9:59'34.165
8	25.249	40.278	27.881	50.147	2'23.555CP	191,8	10:01'57.720
9	5'55.844	36.096	25.570	37.768	7'35.278P	147,7	10:09'32.998
10	22.560	35.792	24.868	34.720	1'57.940	199,3	10:11'30.938
11	22.256	35.686	24.784	34.707	1'57.433	205,3	10:13'28.371
12	22.302	36.068	24.719	35.237	1'58.326	206,9	10:15'26.697
13	22.433	36.488	24.962	34.982	1'58.865	205,3	10:17'25.562
14	22.375	35.990	24.740	37.911	2'01.016	200,0	10:19'26.578
15	22.336	35.999	24.835	34.910	1'58.080	204,9	10:21'24.658

25° 82 L. LEHMANN (1'57.288)

Lap	Seg.1	Seg.2	Seg.3	Seg.4	Lap Time	km/h	Local Time
1		38.547	25.664	36.256		103,8	9:47'54.472
2	23.576	36.220	25.454	35.362	2'00.612	205,3	9:49'55.084
3	23.203	35.775	24.935	34.871	1'58.784	205,3	9:51'53.868
4	22.699	35.759	24.709	34.867	1'58.034	205,3	9:53'51.902
5	22.724	35.754	24.637	34.726	1'57.841	205,3	9:55'49.743
6	22.431	35.691	24.769	34.450	1'57.341	208,5	9:57'47.084
7	22.379	35.841	24.610	34.458	1'57.288	210,1	9:59'44.372
8	22.587	35.899	28.487	52.364	2'19.337CP	205,3	10:02'03.709
9	5'33.943	39.273	26.053	40.405	7'19.674P	56,4	10:09'23.383
10	22.780	36.531	24.778	34.711	1'58.800	206,1	10:11'22.183
11	23.002	37.019	25.093	34.637	1'59.751	202,2	10:13'21.934
12	22.794	35.979	24.740	43.038	2'06.551	199,3	10:15'28.485
13	22.601	35.835	25.224	34.278	1'57.938	208,1	10:17'26.423
14	22.606	35.931	25.054	35.145	1'58.736	205,3	10:19'25.159
15	22.751	41.898	29.925	46.679	2'21.253P	203,4	10:21'46.412

29° 59 A. ZANCA (1'57.463)

Lap	Seg.1	Seg.2	Seg.3	Seg.4	Lap Time	km/h	Local Time
1		38.905	25.663	35.411		78,4	9:47'51.973
2	22.929	36.239	25.303	35.338	1'59.809	202,6	9:49'51.782
3	22.750	35.885	24.701	34.612	1'57.948	209,3	9:51'49.730
4	22.782	36.370	24.572	34.585	1'58.309	202,2	9:53'48.039
5	22.324	35.830	24.668	34.824	1'57.646	208,9	9:55'45.685
6	22.542	35.874	24.801	34.317	1'57.534	204,9	9:57'43.219
7	22.591	37.104	24.741	35.791	2'00.227	202,6	9:59'43.446
8	22.772	36.358	27.619	49.925	2'16.674CP	204,9	10:02'00.120
9	5'25.216	50.796	26.173	43.088	7'25.273P	83,7	10:09'25.393
10	22.490	36.398	25.369	35.827	2'00.084	207,3	10:11'25.477
11	22.932	36.346	24.704	34.537	1'58.519	198,5	10:13'23.996
12	22.857	35.905	24.764	34.556	1'58.082	212,2	10:15'22.078
13	22.616	35.735	24.699	34.610	1'57.660	205,7	10:17'19.738
14	22.592	35.743	24.689	34.439	1'57.463	201,5	10:19'17.201
15	22.550	35.976	25.591	35.488	1'59.605	201,5	10:21'16.806

26° 15 A. COPPOLA (1'57.320)

Lap	Seg.1	Seg.2	Seg.3	Seg.4	Lap Time	km/h	Local Time
1		38.384	25.812	37.469		127,5	9:47'36.157
2	23.478	36.110	25.552	34.590	1'59.730	197,8	9:49'35.887
3	22.904	35.883	25.097	35.148	1'59.032	200,7	9:51'34.919
4	23.085	36.153	24.960	34.839	1'59.037	199,6	9:53'33.956
5	23.429	36.388	26.385	37.809	2'04.011	196,7	9:55'37.967
6	22.819	36.114	25.117	34.587	1'58.637	199,6	9:57'36.604
7	22.903	36.829	26.678	36.361	2'02.771	197,1	9:59'39.375
8	22.817	36.060	27.983	52.249	2'19.109CP	197,4	10:01'58.484
9	5'35.596	40.607	26.715	40.116	7'23.034P	71,6	10:09'21.518
10	23.234	36.027	25.948	37.719	2'02.928	195,3	10:11'24.446
11	22.493	36.331	25.597	37.469	2'01.890	206,9	10:13'26.336
12	22.734	35.812	24.807	34.624	1'57.977	197,8	10:15'24.313
13	22.661	36.360	24.686	34.781	1'58.488	198,9	10:17'22.801
14	22.749	35.807	24.698	36.192	1'59.446	198,9	10:19'22.247
15	22.433	35.739	24.654	34.494	1'57.320	206,1	10:21'19.567

30° 87 T. KAWAKAMI (1'57.475)

Lap	Seg.1	Seg.2	Seg.3	Seg.4	Lap Time	km/h	Local Time
1		37.102	25.550	35.211		148,8	9:48'10.036
2	23.121	36.357	25.324	35.062	1'59.864	199,3	9:50'09.900
3	22.666	35.730	24.958	34.322	1'57.676	204,2	9:52'07.576
4	22.590	35.723	24.773	34.389	1'57.475	198,2	9:54'05.051
5	22.699	35.862	25.050	34.764	1'58.375	196,4	9:56'03.426
6	22.769	36.190	25.331	35.428	1'59.718	195,3	9:58'03.144
7	22.585	35.848	25.072	47.055	2'10.560P	198,2	10:00'13.704
8	8'55.062	36.630	24.975	35.151	10'31.818P	146,7	10:10'45.522
9	22.611	36.268	25.007	35.528	1'59.414	200,0	10:12'44.936
10	22.656	35.931	24.872	35.179	1'58.638	197,8	10:14'43.574
11	22.984	35.540	24.814	34.592	1'57.930	190,1	10:16'41.504
12	22.966	35.699	24.756	34.706	1'58.127	191,5	10:18'39.631
13	22.773	35.784	24.802	35.833	1'59.192	198,5	10:20'38.823

27° 43 H. KHOURI (1'57.418)

Lap	Seg.1	Seg.2	Seg.3	Seg.4	Lap Time	km/h	Local Time
1		39.729	27.446	37.159		105,0	9:47'33.481
2	23.310	36.560	25.864	34.912	2'00.646	196,7	9:49'34.127
3	22.806	36.388	25.097	34.807	1'59.098	199,6	9:51'33.225
4	22.344	36.414	25.040	34.538	1'58.336	203,4	9:53'31.561

31° 25 D. BERTA VINALES (1'57.599)

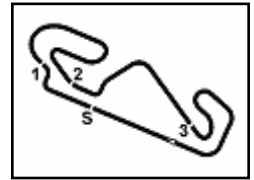
Lap	Seg.1	Seg.2	Seg.3	Seg.4	Lap Time	km/h	Local Time
1		39.060	27.597	36.448		143,0	9:47'29.056

17/09/2021 P = Pits In/Out - C = Lap Time Cancelled

These data/results cannot be reproduced, stored and/or transmitted in whole or in part by any manner of electronic, mechanical, photocopying, recording, broadcasting or otherwise now known or herein after developed without the previous express consent by the copyright owner, except for reproduction in daily press and regular printed publications on sale to the public within 60 days of the event related to those data/results and always provided that copyright symbol appears together as follows below.

© DORNA WSBK ORGANIZATION Srl 2021





Hyundai N Catalunya Round, 17-19 September 2021

Chronological Analysis Free Practice 1st Session

Circuit de Barcelona 4.657 m

5 / 6

Lap	Seg.1	Seg.2	Seg.3	Seg.4	Lap Time	km/h	Local Time
2	23.216	37.053	25.681	35.528	2'01.478	203,4	9:49'30.534
3	23.371	36.668	25.330	34.942	2'00.311	194,9	9:51'30.845
4	28.847	37.677	25.183	34.758	2'06.465	194,6	9:53'37.310
5	22.613	36.444	25.412	34.559	1'59.028	204,9	9:55'36.338
6	23.038	35.894	24.967	34.820	1'58.719	195,7	9:57'35.057
7	23.414	37.095	25.089	38.102	2'03.700	195,3	9:59'38.757
8	22.852	36.234	26.334	53.739	2'19.159CP	196,7	10:01'57.916
9	5'32.785	45.742	26.651	41.819	7'26.997P	80,6	10:09'24.913
10	23.072	36.369	25.697	43.117	2'08.255	202,6	10:11'33.168
11	22.466	35.793	25.058	34.491	1'57.808	209,7	10:13'30.976
12	22.524	35.778	24.741	34.556	1'57.599	204,5	10:15'28.575
13	22.313	35.895	25.280	34.545	1'58.033	207,3	10:17'26.608
14	22.115	36.471	25.066	35.239	1'58.891	210,5	10:19'25.499
15	22.625	36.139	24.929	36.656	2'00.349	205,7	10:21'25.848

35° 45 L. DE VLEESCHAUWER (1'58.221)							
Lap	Seg.1	Seg.2	Seg.3	Seg.4	Lap Time	km/h	Local Time
1		39.278	26.010	36.286		86,9	9:47'51.927
2	23.653	36.488	25.295	35.082	2'00.518	202,6	9:49'52.445
3	22.928	36.463	25.302	35.297	1'59.990	201,1	9:51'52.435
4	22.680	36.081	24.995	35.563	1'59.319	206,5	9:53'51.754
5	22.766	36.334	24.896	34.709	1'58.705	205,3	9:55'50.459
6	22.931	36.223	25.034	47.480	2'11.668P	203,4	9:58'02.127
7	9'32.603	40.236	26.278	40.641	11'19.758P	66,5	10:09'21.885
8	23.508	36.731	25.213	35.395	2'00.847	195,3	10:11'22.732
9	23.124	36.927	24.968	34.788	1'59.807	199,3	10:13'22.539
10	22.719	36.293	24.812	34.677	1'58.501	204,2	10:15'21.040
11	22.900	35.974	24.833	34.927	1'58.634	193,9	10:17'19.674
12	22.808	36.361	25.081	34.903	1'59.153	202,2	10:19'18.827
13	23.051	35.793	24.776	34.601	1'58.221	197,1	10:21'17.048

32° 83 M. KAWAKAMI (1'57.601)							
Lap	Seg.1	Seg.2	Seg.3	Seg.4	Lap Time	km/h	Local Time
1		37.279	25.391	35.548		144,2	9:48'06.060
2	22.942	35.896	24.767	34.419	1'58.024	193,2	9:50'04.084
3	22.482	35.762	24.894	34.576	1'57.714	198,9	9:52'01.798
4	22.814	35.848	24.907	34.431	1'58.000	193,9	9:53'59.798
5	23.033	36.137	24.657	34.289	1'58.116	196,0	9:55'57.914
6	22.658	35.936	24.816	35.000	1'58.410	196,0	9:57'56.324
7	23.200	36.001	24.900	46.275	2'10.376P	191,8	10:00'06.700
8	9'01.409	36.754	25.118	34.719	10'38.000P	142,7	10:10'44.700
9	23.145	36.180	25.095	34.619	1'59.039	188,2	10:12'43.739
10	22.933	35.878	24.779	34.691	1'58.281	191,5	10:14'42.020
11	23.145	36.152	25.080	35.311	1'59.688	188,5	10:16'41.708
12	22.488	35.878	24.751	34.484	1'57.601	195,3	10:18'39.309
13	22.761	35.887	24.854	34.665	1'58.167	192,5	10:20'37.476

36° 64 H. DE CANCELLIS (1'58.356)							
Lap	Seg.1	Seg.2	Seg.3	Seg.4	Lap Time	km/h	Local Time
1		38.547	25.822	36.005		58,7	9:47'56.057
2	22.919	36.082	24.799	34.556	1'58.356	203,8	9:49'54.413

37° 35 Y. SAIZ MARQUEZ (1'58.563)							
Lap	Seg.1	Seg.2	Seg.3	Seg.4	Lap Time	km/h	Local Time
1		38.825	26.172	36.845		142,5	9:47'29.748
2	23.452	37.400	25.510	36.673	2'03.035	198,5	9:49'32.783
3	23.608	36.551	25.442	35.462	2'01.063	196,0	9:51'33.846
4	23.028	36.685	25.257	35.111	2'00.081	200,0	9:53'33.927
5	23.053	38.771	26.591	50.873	2'19.288P	200,0	9:55'53.215
6	1'30.909	38.634	28.031	35.644	3'13.218P	132,2	9:59'06.433
7	23.603	40.284	29.471	49.608	2'22.966CP	189,5	10:01'29.399
8	5'51.975	52.116	26.080	42.791	7'52.962P	111,8	10:09'22.361
9	23.341	37.365	25.677	36.680	2'03.063	199,3	10:11'25.424
10	22.741	36.984	25.254	36.214	2'01.193	203,8	10:13'26.617
11	23.145	40.553	25.340	35.316	2'04.354	201,5	10:15'30.971
12	22.554	36.466	24.962	35.092	1'59.074	202,2	10:17'30.045
13	22.703	36.184	25.202	35.068	1'59.157	198,2	10:19'29.202
14	22.772	35.885	24.880	35.026	1'58.563	196,4	10:21'27.765

33° 19 V. RODRIGUEZ NUNEZ (1'57.767)							
Lap	Seg.1	Seg.2	Seg.3	Seg.4	Lap Time	km/h	Local Time
1		37.059	25.313	35.705		136,5	9:47'34.651
2	22.938	36.223	25.619	38.043	2'02.823	198,5	9:49'37.474
3	22.786	35.846	25.137	34.276	1'58.045	200,0	9:51'35.519
4	22.413	35.845	24.961	34.650	1'57.869	208,9	9:53'33.388
5	23.162	40.399	29.310	37.650	2'10.521	193,9	9:55'43.909
6	23.214	36.399	24.980	46.221	2'10.814P	195,7	9:57'54.723
7	9'41.143	38.814	26.277	40.244	11'26.478P	68,1	10:09'21.201
8	23.383	36.761	26.163	36.555	2'02.862	192,9	10:11'24.063
9	22.534	36.493	24.944	35.107	1'59.078	208,1	10:13'23.141
10	22.870	35.707	24.709	34.481	1'57.767	204,9	10:15'20.908
11	22.855	35.916	25.004	34.377	1'58.152	194,2	10:17'19.060
12	22.775	35.640	24.890	34.467	1'57.772	197,4	10:19'16.832
13	23.087	36.049	25.866	34.889	1'59.891	194,2	10:21'16.723

38° 55 A. FRAPPOLA (1'58.915)							
Lap	Seg.1	Seg.2	Seg.3	Seg.4	Lap Time	km/h	Local Time
1		39.145	26.497	36.683		145,0	9:47'30.820
2	23.741	36.819	25.581	35.860	2'02.001	194,2	9:49'32.821
3	24.107	37.224	25.312	35.392	2'02.035	191,5	9:51'34.856
4	23.918	36.924	25.314	35.034	2'01.190	196,0	9:53'36.046
5	23.285	36.972	25.686	35.018	2'00.961	194,2	9:55'37.007
6	23.064	36.370	25.354	34.882	1'59.670	196,7	9:57'36.677
7	23.034	36.492	25.287	48.020	2'12.833P	196,0	9:59'49.510
8	10'10.244	37.576	28.638	43.620	12'00.078P	123,7	10:11'49.588
9	23.481	36.542	25.285	35.607	2'00.915	190,5	10:13'50.503
10	23.346	36.713	25.917	1'03.737	2'29.713P	190,8	10:16'20.216
11	1'08.759	42.141	30.547	37.856	2'59.303P	140,8	10:19'19.519
12	22.811	36.594	24.861	34.649	1'58.915	200,7	10:21'18.434

34° 93 M. GAGGI (1'57.909)							
Lap	Seg.1	Seg.2	Seg.3	Seg.4	Lap Time	km/h	Local Time
1		39.085	26.885	36.949		143,0	9:47'29.605
2	23.810	37.385	36.462	51.333	2'28.990P	197,4	9:49'58.595
3	3'55.262	37.947	27.836	37.796	5'38.841P	145,0	9:55'37.436
4	23.187	36.129	25.261	35.173	1'59.750	201,5	9:57'37.186
5	22.988	36.277	25.167	37.136	2'01.568	201,1	9:59'38.754
6	23.076	36.263	27.183	52.003	2'18.525CP	200,4	10:01'57.279
7	5'24.172	51.797	26.183	41.615	7'23.767P	104,1	10:09'21.046
8	23.339	36.103	25.426	37.566	2'02.434	195,3	10:11'23.480
9	22.999	36.475	25.477	35.288	2'00.239	203,4	10:13'23.719
10	22.476	35.792	24.986	34.655	1'57.909	206,5	10:15'21.628
11	22.849	36.245	25.005	34.749	1'58.848	198,5	10:17'20.476
12	22.790	36.809	25.117	36.544	2'01.260	198,9	10:19'21.736
13	22.500	36.015	24.819	34.925	1'58.259	203,8	10:21'19.995

39° 94 F. LLAMBIAS (1'59.448)							
Lap	Seg.1	Seg.2	Seg.3	Seg.4	Lap Time	km/h	Local Time
1		40.959	27.025	37.299		123,1	9:47'28.509
2	24.025	37.426	26.053	36.769	2'04.273	196,4	9:49'32.782
3	23.751	37.006	25.652	35.686	2'02.095	199,6	9:51'34.877
4	23.378	37.015	25.736	35.979	2'02.108	202,2	9:53'36.985
5	23.263	36.585	25.477	35.582	2'00.907	198,2	9:55'37.892
6	22.999	36.522	25.266	35.119	1'59.906	202,6	9:57'37.798
7	22.966	36.379	25.362	46.452	2'11.159P	200,0	9:59'48.957

17/09/2021 P = Pits In/Out - C = Lap Time Cancelled

These data/results cannot be reproduced, stored and/or transmitted in whole or in part by any manner of electronic, mechanical, photocopying, recording, broadcasting or otherwise now known or herein after developed without the previous express consent by the copyright owner, except for reproduction in daily press and regular printed publications on sale to the public within 60 days of the event related to those data/results and always provided that copyright symbol appears together as follows below.

© DORNA WSBK ORGANIZATION Srl 2021



Official Fuel Supplier

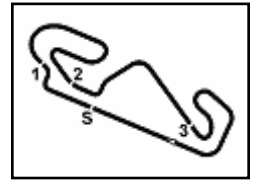


FKR PERGOIA TIMING

Official Tyre Supplier



Official Timekeeper



Hyundai N Catalunya Round, 17-19 September 2021

Chronological Analysis Free Practice 1st Session

Circuit de Barcelona 4.657 m

6 / 6

8	7'48.969	41.800	28.103	40.382	9'39.254P	69,1	10:09'28.211	2	24.238	37.905	26.151	36.949	2'05.243	192,9	9:49'44.185
9	22.999	36.322	25.214	35.314	1'59.849	202,6	10:11'28.060	3	24.234	37.808	26.659	42.676	2'11.377	195,7	9:51'55.562
10	22.504	36.898	25.218	35.432	2'00.052	202,6	10:13'28.112	4	23.501	37.230	26.316	36.352	2'03.399	195,7	9:53'58.961
11	22.898	36.012	24.839	35.820	1'59.569	202,2	10:15'27.681	5	23.730	37.332	25.815	36.220	2'03.097	194,2	9:56'02.058
12	22.856	36.124	25.608	35.887	2'00.475	199,3	10:17'28.156	6	23.258	1'04.436	28.136	38.331	2'34.161	195,3	9:58'36.219
13	22.793	36.338	25.144	35.344	1'59.619	202,6	10:19'27.775	7	23.749	37.705	26.068	36.188	2'03.710C	194,2	10:00'39.929
14	22.943	36.425	25.147	34.933	1'59.448	196,0	10:21'27.223	8	29.303	45.870	31.650	51.746	2'38.569CP	162,7	10:03'18.498
								9	4'20.322	40.825	27.670	40.279	6'09.096P	124,7	10:09'27.594
								10	23.411	37.444	25.806	36.105	2'02.766	195,7	10:11'30.360
								11	23.435	37.140	26.016	35.588	2'02.179	195,7	10:13'32.539
								12	23.360	37.044	25.745	35.736	2'01.885	193,5	10:15'34.424
								13	23.288	36.917	25.822	35.739	2'01.766	194,6	10:17'36.190
								14	23.321	37.053	25.776	36.049	2'02.199	195,7	10:19'38.389
								15	23.587	38.318	26.419	36.633	2'04.957	193,5	10:21'43.346

40° 97 F. PALAZZI (1'59.884)

Lap	Seg.1	Seg.2	Seg.3	Seg.4	Lap Time	km/h	Local Time
1		38.840	26.535	36.994		126,6	9:47'28.497
2	24.233	37.227	26.068	35.677	2'03.205	191,5	9:49'31.702
3	23.258	36.479	25.662	35.104	2'00.503	196,4	9:51'32.205
4	23.202	38.721	25.872	58.036	2'25.831P	199,3	9:53'58.036
5	1'56.181	38.453	26.512	42.412	3'43.558P	143,8	9:57'41.594
6	23.176	36.652	25.492	35.466	2'00.786	196,0	9:59'42.380
7	23.235	37.147	28.903	56.770	2'26.055CP	194,2	10:02'08.435
8	5'27.087	40.053	26.411	41.337	7'14.888P	52,7	10:09'23.323
9	23.125	36.780	26.273	37.300	2'03.478	208,5	10:11'26.801
10	23.264	37.139	25.486	35.880	2'01.769	199,6	10:13'28.570
11	22.906	36.790	25.194	34.994	1'59.884	204,2	10:15'28.454
12	23.206	36.491	25.342	35.271	2'00.310	201,5	10:17'28.764
13	22.908	36.490	25.587	59.552	2'24.537P	207,3	10:19'53.301

41° 22 J. ROMERO (2'00.069)

Lap	Seg.1	Seg.2	Seg.3	Seg.4	Lap Time	km/h	Local Time
1		39.754	26.670	37.290		142,7	9:47'31.395
2	24.036	37.585	26.234	36.011	2'03.866	200,7	9:49'35.261
3	23.140	37.493	25.652	35.467	2'01.752	200,4	9:51'37.013
4	23.563	37.146	25.572	35.516	2'01.797	194,9	9:53'38.810
5	23.755	37.013	26.057	35.329	2'02.154	193,5	9:55'40.964
6	23.387	36.699	25.519	35.146	2'00.751	195,3	9:57'41.715
7	23.420	36.525	25.374	35.518	2'00.837	193,5	9:59'42.552
8	23.410	37.168	29.215	57.567	2'27.360CP	191,8	10:02'09.912
9	5'04.044	40.007	38.176	45.833	7'08.060P	38,4	10:09'17.972
10	24.763	37.230	25.740	35.915	2'03.648	182,7	10:11'21.620
11	23.461	37.412	25.201	35.405	2'01.479	194,9	10:13'23.099
12	23.596	36.543	25.632	35.341	2'01.112	204,5	10:15'24.211
13	23.105	36.746	25.125	35.774	2'00.750	200,4	10:17'24.961
14	23.388	36.347	25.102	35.232	2'00.069	200,7	10:19'25.030
15	23.355	36.644	25.092	35.205	2'00.296	202,6	10:21'25.326

42° 18 I. OFFER (2'01.378)

Lap	Seg.1	Seg.2	Seg.3	Seg.4	Lap Time	km/h	Local Time
1		40.063	27.551	36.954		79,0	9:47'59.656
2	23.751	39.255	26.690	36.676	2'06.372	193,2	9:50'06.028
3	23.420	38.121	26.362	35.960	2'03.863	193,9	9:52'09.891
4	25.312	40.468	28.886	36.222	2'10.888	195,3	9:54'20.779
5	23.575	37.564	26.325	36.392	2'03.856	192,2	9:56'24.635
6	23.966	37.573	26.132	36.221	2'03.892	189,8	9:58'28.527
7	23.712	37.213	25.892	35.899	2'02.716	189,8	10:00'31.243
8	25.401	40.548	30.648	51.042	2'27.639CP	189,5	10:02'58.882
9	4'17.299	42.784	28.071	36.600	6'04.754P	60,0	10:09'03.636
10	23.969	37.394	27.320	36.639	2'05.322	185,9	10:11'08.958
11	23.478	37.294	25.957	36.166	2'02.895	194,6	10:13'11.853
12	23.916	37.143	26.003	36.008	2'03.070	185,2	10:15'14.923
13	29.282	41.988	25.947	36.180	2'13.397	184,6	10:17'28.320
14	23.237	37.063	25.506	35.572	2'01.378	201,5	10:19'29.698
15	22.948	38.406	26.606	48.662	2'16.622P	198,5	10:21'46.320

43° 70 M. DUARTE (2'01.766)

Lap	Seg.1	Seg.2	Seg.3	Seg.4	Lap Time	km/h	Local Time
1		39.210	26.261	36.720		143,4	9:47'38.942

17/09/2021 P = Pits In/Out - C = Lap Time Cancelled

These data/results cannot be reproduced, stored and/or transmitted in whole or in part by any manner of electronic, mechanical, photocopying, recording, broadcasting or otherwise now known or herein after developed without the previous express consent by the copyright owner, except for reproduction in daily press and regular printed publications on sale to the public within 60 days of the event related to those data/results and always provided that copyright symbol appears together as follows below.

© DORNA WSBK ORGANIZATION Srl 2021

