

Hyundai N Catalunya Round, 17-19 September 2021

Results Free Practice 2nd Session

Circuit de Barcelona 4.657 m
1 / 2

No.	Rider	Nat	Team	Bike	Time	Gap	Rel.	Laps	Speed	
									Avg	Max
1	54 B. SOFUOGLU	TUR	Biblion Yamaha Motoxrcing	Yamaha YZF-R3	1'56.292			11	144,165	207,7
2	72 V. STEEMAN	NED	Freudenberg KTM WorldSSP Team	KTM RC 390 R	1'56.682	0.390	0.390	11	143,683	209,3
3	88 D. MOGEDA	ESP	Team#109 Kawasaki	Kawasaki Ninja 400	1'56.762	0.470	0.080	11	143,584	211,8
4	2 A. CARRION	ESP	Kawasaki GP Project	Kawasaki Ninja 400	1'56.974	0.682	0.212	12	143,324	213,4
5	83 M. KAWAKAMI	BRA	AD78 Team Brasil by MS Racing	Yamaha YZF-R3	1'57.082	0.790	0.108	11	143,192	209,3
6	26 M. GENNAI	ITA	Team BRcorse	Yamaha YZF-R3	1'57.125	0.833	0.043	11	143,139	197,1
7	46 S. DI SORA	FRA	Leader Team Flembbo	Kawasaki Ninja 400	1'57.144	0.852	0.019	10	143,116	200,4
8	99 A. HUERTAS	ESP	MTM Kawasaki	Kawasaki Ninja 400	1'57.208	0.916	0.064	10	143,038	203,0
9	73 J. PEREZ GONZALEZ	ESP	Accolade Smrz Racing	Kawasaki Ninja 400	1'57.261	0.969	0.053	14	142,973	207,3
10	87 T. KAWAKAMI	BRA	AD78 Team Brasil by MS Racing	Yamaha YZF-R3	1'57.327	1.035	0.066	11	142,893	212,2
11	11 A. CARRASCO	ESP	Kawasaki Provec WorldSSP300	Kawasaki Ninja 400	1'57.331	1.039	0.004	14	142,888	202,6
12	13 A. DIAZ CEBRIAN	ESP	Arco-Motor University Team	Yamaha YZF-R3	1'57.418	1.126	0.087	12	142,782	203,0
13	58 I. IGLESIAS	ESP	SMW Racing	Kawasaki Ninja 400	1'57.424	1.132	0.006	11	142,775	206,9
14	1 J. BUIS	NED	MTM Kawasaki	Kawasaki Ninja 400	1'57.464	1.172	0.040	10	142,726	216,4
15	52 O. KONIG	CZE	Movisio by MIE	Kawasaki Ninja 400	1'57.467	1.175	0.003	13	142,723	212,6
16	15 A. COPPOLA	ITA	Team Trasimeno	Yamaha YZF-R3	1'57.556	1.264	0.089	11	142,615	207,3
17	61 Y. OKAYA	JPN	MTM Kawasaki	Kawasaki Ninja 400	1'57.619	1.327	0.063	12	142,538	209,7
18	20 D. LOUREIRO	RSA	Fusport - Rt Motorsports by SKM Kawasaki	Kawasaki Ninja 400	1'57.638	1.346	0.019	10	142,515	205,7
19	28 Y. RUIZ	ESP	Yamaha MS Racing	Yamaha YZF-R3	1'57.663	1.371	0.025	11	142,485	209,3
20	82 L. LEHMANN	GER	Freudenberg KTM WorldSSP Team	KTM RC 390 R	1'57.788	1.496	0.125	11	142,334	206,5
21	80 G. MASTROLUCA	ITA	ProGP Racing	Yamaha YZF-R3	1'57.815	1.523	0.027	12	142,301	208,1
22	85 K. SABATUCCI	ITA	Kawasaki GP Project	Kawasaki Ninja 400	1'57.837	1.545	0.022	12	142,274	213,4
23	6 S. SANCHEZ TAMAYO	ESP	Machado CAME SBK	Yamaha YZF-R3	1'57.852	1.560	0.015	11	142,256	208,5
24	43 H. KHOURI	AUS	Fusport - Rt Motorsports by SKM Kawasaki	Kawasaki Ninja 400	1'57.876	1.584	0.024	10	142,227	209,3
25	25 D. BERTA VINALES	ESP	Vinales Racing Team	Yamaha YZF-R3	1'57.915	1.623	0.039	13	142,180	208,5
26	69 T. BOOTH-AMOS	GBR	Fusport - Rt Motorsports by SKM Kawasaki	Kawasaki Ninja 400	1'57.950	1.658	0.035	6	142,138	194,2
27	41 M. GARCIA	ESP	Prodina Team WorldSSP300	Kawasaki Ninja 400	1'57.968	1.676	0.018	11	142,117	206,9
28	77 R. BIJMAN	NED	Machado CAME SBK	Yamaha YZF-R3	1'58.083	1.791	0.115	11	141,978	206,1
29	93 M. GAGGI	ITA	Biblion Yamaha Motoxrcing	Yamaha YZF-R3	1'58.140	1.848	0.057	12	141,910	206,9
30	94 F. LLAMBIAS	URU	Machado CAME SBK	Yamaha YZF-R3	1'58.203	1.911	0.063	12	141,834	210,1
31	17 K. MEUFFELS	NED	MTM Kawasaki	Kawasaki Ninja 400	1'58.258	1.966	0.055	5	141,768	209,3
32	59 A. ZANCA	ITA	Kawasaki GP Project	Kawasaki Ninja 400	1'58.341	2.049	0.083	12	141,669	210,5
33	19 V. RODRIGUEZ NUNEZ	ESP	Accolade Smrz Racing	Kawasaki Ninja 400	1'58.402	2.110	0.061	11	141,596	206,5
34	7 J. GIMBERT	FRA	OUTDO TPR Team Pedercini Racing	Kawasaki Ninja 400	1'58.536	2.244	0.134	11	141,436	211,4
35	55 A. FRAPPOLA	ITA	Chiodo Moto Racing	Kawasaki Ninja 400	1'58.856	2.564	0.320	12	141,055	205,3
36	45 L. DE VLEESCHAUWER	BEL	2R Racing	Kawasaki Ninja 400	1'58.912	2.620	0.056	11	140,988	209,3
37	53 P. SVOBODA	CZE	WRP Wepol Racing	Yamaha YZF-R3	1'58.976	2.684	0.064	7	140,912	204,9
38	35 Y. SAIZ MARQUEZ	ESP	Vinales Racing Team	Yamaha YZF-R3	1'59.360	3.068	0.384	11	140,459	202,6
39	97 F. PALAZZI	ITA	ProGP Racing	Yamaha YZF-R3	1'59.506	3.214	0.146	10	140,288	205,7
40	23 S. MARKARIAN	FRA	Leader Team Flembbo	Kawasaki Ninja 400	1'59.629	3.337	0.123	8	140,143	194,6
41	22 J. ROMERO	ARG	SMW Racing	Kawasaki Ninja 400	2'00.484	4.192	0.855	14	139,149	206,9
42	18 I. OFFER	GBR	SMW Racing	Kawasaki Ninja 400	2'00.678	4.386	0.194	12	138,925	203,8
43	70 M. DUARTE	POR	Yamaha MS Racing	Yamaha YZF-R3	2'03.146	6.854	2.468	11	136,141	204,9
----- Out 107% in this Session -----										
44	84 M. PEREZ	ESP	Prodina Team WorldSSP300	Yamaha YZF-R3				0		

Qualifying Lap Time (107% of 1'56.292): 2'04.433

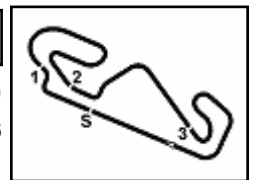
AIR	Humidity:	43%	Temp:	28°C
TRACK	Condition:	Dry	Temp:	44°C

Start 17/09/2021 14:15 End 14:49 The results are provisional until the end of the time limit for protests and appeals and the completion of the technical checks.

These data/results cannot be reproduced, stored and/or transmitted in whole or in part by any manner of electronic, mechanical, photocopying, recording, broadcasting or otherwise now known or herein after developed without the previous express consent by the copyright owner, except for reproduction in daily press and regular printed publications on sale to the public within 60 days of the event related to those data/results and always provided that copyright symbol appears together as follows below.

© DORNA WSBK ORGANIZATION Srl 2021





Hyundai N Catalunya Round, 17-19 September 2021

Results Free Practice 2nd Session

Session Highlights

Local Time	No. Rider	Description
14.15.00		Start
14.26.06	6 S. SANCHEZ TAMAYO	Lap Cancelled (2'02.404) - Exceeded Track Limits - Turn 12
14.33.31	20 D. LOUREIRO	On Asphalt - Re-Joined - Turn 10
14.34.41	69 T. BOOTH-AMOS	Crashed - Turn 4
14.37.35	11 A. CARRASCO	Lap Cancelled (1'57.701) - Exceeded Track Limits - Turn 14
14.38.05	69 T. BOOTH-AMOS	Re-joined
14.38.59	20 D. LOUREIRO	Lap Cancelled (2'00.403) - Exceeded Track Limits - Turn 14
14.41.29	80 G. MASTROLUCA	Lap Cancelled (1'59.487) - Exceeded Track Limits - Turn 3
14.43.40	6 S. SANCHEZ TAMAYO	Crashed - Turn 4
14.46.07	99 A. HUERTAS	Lap Cancelled (1'56.936) - Exceeded Track Limits - Turn 14
14.47.13	25 D. BERTA VINALES	Lap Cancelled (1'58.334) - Exceeded Track Limits - Turn 9
14.49.51		End Of Session

Fastest Laps Sequence

No.	Rider	Nat	Team	Bike	Local Time	Time	Gap	Avg
99	A. HUERTAS	ESP	MTM Kawasaki	Kawasaki Ninja 400	14:19'24.597	1'58.712		141,226
13	A. DIAZ CEBRIAN	ESP	Arco-Motor University Team	Yamaha YZF-R3	14:19'25.002	1'58.700	-0.012	141,240
7	J. GIMBERT	FRA	OUTDO TPR Team Pedercini Racing	Kawasaki Ninja 400	14:19'25.073	1'58.536	-0.164	141,436
82	L. LEHMANN	GER	Freudenberg KTM WorldSSP Team	KTM RC 390 R	14:19'30.742	1'58.107	-0.429	141,949
28	Y. RUIZ	ESP	Yamaha MS Racing	Yamaha YZF-R3	14:19'34.107	1'57.751	-0.356	142,378
88	D. MOGEDA	ESP	Team#109 Kawasaki	Kawasaki Ninja 400	14:19'34.468	1'56.762	-0.989	143,584
72	V. STEEMAN	NED	Freudenberg KTM WorldSSP Team	KTM RC 390 R	14:21'58.327	1'56.682	-0.080	143,683
54	B. SOFUOGLU	TUR	Biblion Yamaha Motox Racing	Yamaha YZF-R3	14:25'55.192	1'56.292	-0.390	144,165

Start 17/09/2021 14:15 End 14:49 The results are provisional until the end of the time limit for protests and appeals and the completion of the technical checks.

These data/results cannot be reproduced, stored and/or transmitted in whole or in part by any manner of electronic, mechanical, photocopying, recording, broadcasting or otherwise now known or herein after developed without the previous express consent by the copyright owner, except for reproduction in daily press and regular printed publications on sale to the public within 60 days of the event related to those data/results and always provided that copyright symbol appears together as follows below.

© DORNA WSBK ORGANIZATION Srl 2021



Official Fuel Supplier

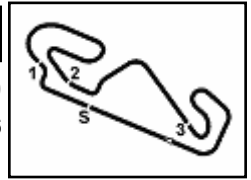


PIRELLI

Official Tyre Supplier



Official Timekeeper



Hyundai N Catalunya Round, 17-19 September 2021

Free Practices Combined Results after FP2

Circuit de Barcelona 4.657 m

No.	Rider	Nat	Team	Bike	FP1	FP2	Time	Gap	Rel.	Avg	LL
1	54 B. SOFUOGLU	TUR	Biblion Yamaha Motoxrcing	Yamaha YZF-R3	1'55.815	1'56.292	1'55.815			144,758	25
2	72 V. STEEMAN	NED	Freudenberg KTM WorldSSP Team	KTM RC 390 R	1'55.923	1'56.682	1'55.923	0.108	0.108	144,624	25
3	69 T. BOOTH-AMOS	GBR	Fusport - Rt Motorsports by SKM Kawasaki	Kawasaki Ninja 400	1'56.205	1'57.950	1'56.205	0.390	0.282	144,273	18
4	46 S. DI SORA	FRA	Leader Team Flembbo	Kawasaki Ninja 400	1'56.266	1'57.144	1'56.266	0.451	0.061	144,197	23
5	13 A. DIAZ CEBRIAN	ESP	Arco-Motor University Team	Yamaha YZF-R3	1'56.390	1'57.418	1'56.390	0.575	0.124	144,043	24
6	1 J. BUIS	NED	MTM Kawasaki	Kawasaki Ninja 400	1'56.427	1'57.464	1'56.427	0.612	0.037	143,998	21
7	80 G. MASTROLUCA	ITA	ProGP Racing	Yamaha YZF-R3	1'56.485	1'57.815	1'56.485	0.670	0.058	143,926	24
8	58 I. IGLESIAS	ESP	SMW Racing	Kawasaki Ninja 400	1'56.537	1'57.424	1'56.537	0.722	0.052	143,862	22
9	26 M. GENNAI	ITA	Team BRcorse	Yamaha YZF-R3	1'56.569	1'57.125	1'56.569	0.754	0.032	143,822	22
10	17 K. MEUFFELS	NED	MTM Kawasaki	Kawasaki Ninja 400	1'56.591	1'58.258	1'56.591	0.776	0.022	143,795	18
11	28 Y. RUIZ	ESP	Yamaha MS Racing	Yamaha YZF-R3	1'56.615	1'57.663	1'56.615	0.800	0.024	143,765	24
12	20 D. LOUREIRO	RSA	Fusport - Rt Motorsports by SKM Kawasaki	Kawasaki Ninja 400	1'56.634	1'57.638	1'56.634	0.819	0.019	143,742	24
13	99 A. HUERTAS	ESP	MTM Kawasaki	Kawasaki Ninja 400	1'56.650	1'57.208	1'56.650	0.835	0.016	143,722	13
14	2 A. CARRION	ESP	Kawasaki GP Project	Kawasaki Ninja 400	1'56.658	1'56.974	1'56.658	0.843	0.008	143,712	26
15	88 D. MOGEDA	ESP	Team#109 Kawasaki	Kawasaki Ninja 400	1'56.699	1'56.762	1'56.699	0.884	0.041	143,662	25
16	61 Y. OKAYA	JPN	MTM Kawasaki	Kawasaki Ninja 400	1'56.759	1'57.619	1'56.759	0.944	0.060	143,588	24
17	73 J. PEREZ GONZALEZ	ESP	Accolade Smrz Racing	Kawasaki Ninja 400	1'56.840	1'57.261	1'56.840	1.025	0.081	143,489	28
18	52 O. KONIG	CZE	Movisio by MIE	Kawasaki Ninja 400	1'56.850	1'57.467	1'56.850	1.035	0.010	143,476	27
19	23 S. MARKARIAN	FRA	Leader Team Flembbo	Kawasaki Ninja 400	1'56.922	1'59.629	1'56.922	1.107	0.072	143,388	21
20	77 R. BIJMAN	NED	Machado CAME SBK	Yamaha YZF-R3	1'56.928	1'58.083	1'56.928	1.113	0.006	143,381	25
21	41 M. GARCIA	ESP	Prodina Team WorldSSP300	Kawasaki Ninja 400	1'57.006	1'57.968	1'57.006	1.191	0.078	143,285	25
22	83 M. KAWAKAMI	BRA	AD78 Team Brasil by MS Racing	Yamaha YZF-R3	1'57.601	1'57.082	1'57.082	1.267	0.076	143,192	23
23	53 P. SVOBODA	CZE	WRP Wepol Racing	Yamaha YZF-R3	1'57.127	1'58.976	1'57.127	1.312	0.045	143,137	21
24	85 K. SABATUCCI	ITA	Kawasaki GP Project	Kawasaki Ninja 400	1'57.200	1'57.837	1'57.200	1.385	0.073	143,048	26
25	6 S. SANCHEZ TAMAYO	ESP	Machado CAME SBK	Yamaha YZF-R3	1'57.225	1'57.852	1'57.225	1.410	0.025	143,017	23
26	82 L. LEHMANN	GER	Freudenberg KTM WorldSSP Team	KTM RC 390 R	1'57.288	1'57.788	1'57.288	1.473	0.063	142,940	25
27	15 A. COPPOLA	ITA	Team Trasimeno	Yamaha YZF-R3	1'57.320	1'57.556	1'57.320	1.505	0.032	142,901	25
28	87 T. KAWAKAMI	BRA	AD78 Team Brasil by MS Racing	Yamaha YZF-R3	1'57.475	1'57.327	1'57.327	1.512	0.007	142,893	23
29	11 A. CARRASCO	ESP	Kawasaki Provec WorldSSP300	Kawasaki Ninja 400		1'57.331	1'57.331	1.516	0.004	142,888	14
30	43 H. KHOURI	AUS	Fusport - Rt Motorsports by SKM Kawasaki	Kawasaki Ninja 400	1'57.418	1'57.876	1'57.418	1.603	0.087	142,782	20
31	7 J. GIMBERT	FRA	OUTDO TPR Team Pedercini Racing	Kawasaki Ninja 400	1'57.433	1'58.536	1'57.433	1.618	0.015	142,764	25
32	59 A. ZANCA	ITA	Kawasaki GP Project	Kawasaki Ninja 400	1'57.463	1'58.341	1'57.463	1.648	0.030	142,727	26
33	25 D. BERTA VINALES	ESP	Vinales Racing Team	Yamaha YZF-R3	1'57.599	1'57.915	1'57.599	1.784	0.136	142,562	27
34	19 V. RODRIGUEZ NUNEZ	ESP	Accolade Smrz Racing	Kawasaki Ninja 400	1'57.767	1'58.402	1'57.767	1.952	0.168	142,359	23
35	93 M. GAGGI	ITA	Biblion Yamaha Motoxrcing	Yamaha YZF-R3	1'57.909	1'58.140	1'57.909	2.094	0.142	142,188	24
36	94 F. LLAMBIAS	URU	Machado CAME SBK	Yamaha YZF-R3	1'59.448	1'58.203	1'58.203	2.388	0.294	141,834	25
37	45 L. DE VLEESCHAUWER	BEL	2R Racing	Kawasaki Ninja 400	1'58.221	1'58.912	1'58.221	2.406	0.018	141,812	23
38	35 Y. SAIZ MARQUEZ	ESP	Vinales Racing Team	Yamaha YZF-R3	1'58.563	1'59.360	1'58.563	2.748	0.342	141,403	24
39	55 A. FRAPPOLA	ITA	Chiodo Moto Racing	Kawasaki Ninja 400	1'58.915	1'58.856	1'58.856	3.041	0.293	141,055	23
40	97 F. PALAZZI	ITA	ProGP Racing	Yamaha YZF-R3	1'59.884	1'59.506	1'59.506	3.691	0.650	140,288	22
41	22 J. ROMERO	ARG	SMW Racing	Kawasaki Ninja 400	2'00.069	2'00.484	2'00.069	4.254	0.563	139,630	28
42	18 I. OFFER	GBR	SMW Racing	Kawasaki Ninja 400	2'01.378	2'00.678	2'00.678	4.863	0.609	138,925	26
43	70 M. DUARTE	POR	Yamaha MS Racing	Yamaha YZF-R3	2'01.766	2'03.146	2'01.766	5.951	1.088	137,684	25
44	84 M. PEREZ	ESP	Prodina Team WorldSSP300	Yamaha YZF-R3							0

17/09/2021

These data/results cannot be reproduced, stored and/or transmitted in whole or in part by any manner of electronic, mechanical, photocopying, recording, broadcasting or otherwise now known or herein after developed without the previous express consent by the copyright owner, except for reproduction in daily press and regular printed publications on sale to the public within 60 days of the event related to those data/results and always provided that copyright symbol appears together as follows below.

© DORNA WSBK ORGANIZATION Srl 2021



Official Fuel Supplier

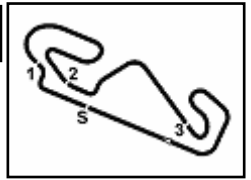


FKR PERUGIA TIMING

Official Tyre Supplier



Official Timekeeper



Hyundai N Catalunya Round, 17-19 September 2021 Best Sectors & Speed Free Practice 2nd Session

Circuit de Barcelona 4.657 m

1 / 2

BEST LAP

1	54 B. SOFUOGLU	Yamaha YZF-R3	1'56.292
2	72 V. STEEMAN	KTM RC 390 R	1'56.682
3	88 D. MOGEDA	Kawasaki Ninja 400	1'56.762
4	2 A. CARRION	Kawasaki Ninja 400	1'56.974
5	83 M. KAWAKAMI	Yamaha YZF-R3	1'57.082
6	26 M. GENNAI	Yamaha YZF-R3	1'57.125
7	46 S. DI SORA	Kawasaki Ninja 400	1'57.144
8	99 A. HUERTAS	Kawasaki Ninja 400	1'57.208
9	73 J. PEREZ GONZALEZ	Kawasaki Ninja 400	1'57.261
10	87 T. KAWAKAMI	Yamaha YZF-R3	1'57.327
11	11 A. CARRASCO	Kawasaki Ninja 400	1'57.331
12	13 A. DIAZ CEBRIAN	Yamaha YZF-R3	1'57.418
13	58 I. IGLESIAS	Kawasaki Ninja 400	1'57.424
14	1 J. BUIS	Kawasaki Ninja 400	1'57.464
15	52 O. KONIG	Kawasaki Ninja 400	1'57.467
16	15 A. COPPOLA	Yamaha YZF-R3	1'57.556
17	61 Y. OKAYA	Kawasaki Ninja 400	1'57.619
18	20 D. LOUREIRO	Kawasaki Ninja 400	1'57.638
19	28 Y. RUIZ	Yamaha YZF-R3	1'57.663
20	82 L. LEHMANN	KTM RC 390 R	1'57.788
21	80 G. MASTROLUCA	Yamaha YZF-R3	1'57.815
22	85 K. SABATUCCI	Kawasaki Ninja 400	1'57.837
23	6 S. SANCHEZ TAMAYO	Yamaha YZF-R3	1'57.852
24	43 H. KHOURI	Kawasaki Ninja 400	1'57.876
25	25 D. BERTA VINALES	Yamaha YZF-R3	1'57.915
26	69 T. BOOTH-AMOS	Kawasaki Ninja 400	1'57.950
27	41 M. GARCIA	Kawasaki Ninja 400	1'57.968
28	77 R. BIJMAN	Yamaha YZF-R3	1'58.083
29	93 M. GAGGI	Yamaha YZF-R3	1'58.140
30	94 F. LLAMBIAS	Yamaha YZF-R3	1'58.203
31	17 K. MEUFFELS	Kawasaki Ninja 400	1'58.258
32	59 A. ZANCA	Kawasaki Ninja 400	1'58.341
33	19 V. RODRIGUEZ NUNEZ	Kawasaki Ninja 400	1'58.402
34	7 J. GIMBERT	Kawasaki Ninja 400	1'58.536
35	55 A. FRAPPOLA	Kawasaki Ninja 400	1'58.856
36	45 L. DE VLEESCHAUWER	Kawasaki Ninja 400	1'58.912
37	53 P. SVOBODA	Yamaha YZF-R3	1'58.976
38	35 Y. SAIZ MARQUEZ	Yamaha YZF-R3	1'59.360
39	97 F. PALAZZI	Yamaha YZF-R3	1'59.506
40	23 S. MARKARIAN	Kawasaki Ninja 400	1'59.629
41	22 J. ROMERO	Kawasaki Ninja 400	2'00.484
42	18 I. OFFER	Kawasaki Ninja 400	2'00.678
43	70 M. DUARTE	Yamaha YZF-R3	2'03.146
44	84 M. PEREZ	Yamaha YZF-R3	

SPEED

1	1 J. BUIS	Kawasaki Ninja 400	216,4
2	85 K. SABATUCCI	Kawasaki Ninja 400	213,4
3	2 A. CARRION	Kawasaki Ninja 400	213,4
4	52 O. KONIG	Kawasaki Ninja 400	212,6
5	87 T. KAWAKAMI	Yamaha YZF-R3	212,2
6	88 D. MOGEDA	Kawasaki Ninja 400	211,8
7	7 J. GIMBERT	Kawasaki Ninja 400	211,4
8	59 A. ZANCA	Kawasaki Ninja 400	210,5
9	94 F. LLAMBIAS	Yamaha YZF-R3	210,1
10	61 Y. OKAYA	Kawasaki Ninja 400	209,7
11	72 V. STEEMAN	KTM RC 390 R	209,3
12	83 M. KAWAKAMI	Yamaha YZF-R3	209,3
13	43 H. KHOURI	Kawasaki Ninja 400	209,3
14	45 L. DE VLEESCHAUWER	Kawasaki Ninja 400	209,3
15	17 K. MEUFFELS	Kawasaki Ninja 400	209,3
16	28 Y. RUIZ	Yamaha YZF-R3	209,3
17	6 S. SANCHEZ TAMAYO	Yamaha YZF-R3	208,5
18	25 D. BERTA VINALES	Yamaha YZF-R3	208,5
19	80 G. MASTROLUCA	Yamaha YZF-R3	208,1
20	54 B. SOFUOGLU	Yamaha YZF-R3	207,7
21	15 A. COPPOLA	Yamaha YZF-R3	207,3
22	73 J. PEREZ GONZALEZ	Kawasaki Ninja 400	207,3
23	93 M. GAGGI	Yamaha YZF-R3	206,9
24	58 I. IGLESIAS	Kawasaki Ninja 400	206,9
25	22 J. ROMERO	Kawasaki Ninja 400	206,9
26	41 M. GARCIA	Kawasaki Ninja 400	206,9
27	19 V. RODRIGUEZ NUNEZ	Kawasaki Ninja 400	206,5
28	82 L. LEHMANN	KTM RC 390 R	206,5
29	77 R. BIJMAN	Yamaha YZF-R3	206,1
30	97 F. PALAZZI	Yamaha YZF-R3	205,7
31	20 D. LOUREIRO	Kawasaki Ninja 400	205,7
32	55 A. FRAPPOLA	Kawasaki Ninja 400	205,3
33	70 M. DUARTE	Yamaha YZF-R3	204,9
34	53 P. SVOBODA	Yamaha YZF-R3	204,9
35	18 I. OFFER	Kawasaki Ninja 400	203,8
36	99 A. HUERTAS	Kawasaki Ninja 400	203,0
37	13 A. DIAZ CEBRIAN	Yamaha YZF-R3	203,0
38	35 Y. SAIZ MARQUEZ	Yamaha YZF-R3	202,6
39	11 A. CARRASCO	Kawasaki Ninja 400	202,6
40	46 S. DI SORA	Kawasaki Ninja 400	202,4
41	26 M. GENNAI	Yamaha YZF-R3	197,1
42	23 S. MARKARIAN	Kawasaki Ninja 400	194,6
43	69 T. BOOTH-AMOS	Kawasaki Ninja 400	194,2

17/09/2021

These data/results cannot be reproduced, stored and/or transmitted in whole or in part by any manner of electronic, mechanical, photocopying, recording, broadcasting or otherwise now known or herein after developed without the previous express consent by the copyright owner, except for reproduction in daily press and regular printed publications on sale to the public within 60 days of the event related to those data/results and always provided that copyright symbol appears together as follows below.

© DORNA WSBK ORGANIZATION Srl 2021



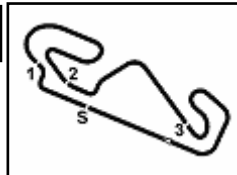
Official Fuel Supplier



Official Tyre Supplier



Official Timekeeper



Hyundai N Catalunya Round, 17-19 September 2021

Best Sectors & Speed Free Practice 2nd Session

Circuit de Barcelona 4.657 m

2 / 2

SEG. 1			SEG. 2			SEG. 3			SEG. 4						
1	88	D. MOGEDA	21.890	1	54	B. SOFUOGLU	35.331	1	88	D. MOGEDA	24.412	1	25	D. BERTA VINALES	34.128
2	28	Y. RUIZ	21.922	2	72	V. STEEMAN	35.516	2	73	J. PEREZ GONZALEZ	24.460	2	54	B. SOFUOGLU	34.130
3	25	D. BERTA VINALES	22.015	3	11	A. CARRASCO	35.537	3	99	A. HUERTAS	24.471	3	72	V. STEEMAN	34.136
4	2	A. CARRION	22.055	4	26	M. GENNAI	35.621	4	83	M. KAWAKAMI	24.513	4	26	M. GENNAI	34.201
5	54	B. SOFUOGLU	22.067	5	99	A. HUERTAS	35.629	5	87	T. KAWAKAMI	24.516	5	46	S. DI SORA	34.221
6	83	M. KAWAKAMI	22.079	6	61	Y. OKAYA	35.630	6	72	V. STEEMAN	24.536	6	83	M. KAWAKAMI	34.296
7	99	A. HUERTAS	22.085	7	15	A. COPPOLA	35.641	7	26	M. GENNAI	24.545	7	69	T. BOOTH-AMOS	34.340
8	1	J. BUIS	22.111	8	83	M. KAWAKAMI	35.654	8	61	Y. OKAYA	24.550	8	99	A. HUERTAS	34.372
9	72	V. STEEMAN	22.132	9	13	A. DIAZ CEBRIAN	35.659	9	54	B. SOFUOGLU	24.572	9	52	O. KONIG	34.385
10	6	S. SANCHEZ TAMAYO	22.167	10	73	J. PEREZ GONZALEZ	35.682	10	46	S. DI SORA	24.582	10	41	M. GARCIA	34.403
11	85	K. SABATUCCI	22.189	11	2	A. CARRION	35.714	11	52	O. KONIG	24.589	11	11	A. CARRASCO	34.405
12	61	Y. OKAYA	22.200	12	82	L. LEHMANN	35.724	12	25	D. BERTA VINALES	24.602	12	58	I. IGLESIAS	34.410
13	58	I. IGLESIAS	22.205	13	87	T. KAWAKAMI	35.735	13	80	G. MASTROLUCA	24.604	13	15	A. COPPOLA	34.414
14	87	T. KAWAKAMI	22.223	14	58	I. IGLESIAS	35.747	14	85	K. SABATUCCI	24.609	14	28	Y. RUIZ	34.489
15	94	F. LLAMBIAS	22.225	15	46	S. DI SORA	35.758	15	11	A. CARRASCO	24.616	15	13	A. DIAZ CEBRIAN	34.490
16	73	J. PEREZ GONZALEZ	22.268	16	28	Y. RUIZ	35.781	16	13	A. DIAZ CEBRIAN	24.618	16	88	D. MOGEDA	34.510
17	20	D. LOUREIRO	22.269	17	43	H. KHOURI	35.817	17	58	I. IGLESIAS	24.640	17	1	J. BUIS	34.545
18	52	O. KONIG	22.274	18	93	M. GAGGI	35.830	18	20	D. LOUREIRO	24.646	18	2	A. CARRION	34.547
19	17	K. MEUFFELS	22.299	19	25	D. BERTA VINALES	35.842	19	2	A. CARRION	24.658	19	73	J. PEREZ GONZALEZ	34.558
20	45	L. DE VLEESCHAUWER	22.302	20	6	S. SANCHEZ TAMAYO	35.851	20	53	P. SVOBODA	24.664	20	93	M. GAGGI	34.569
21	80	G. MASTROLUCA	22.309	21	41	M. GARCIA	35.880	21	28	Y. RUIZ	24.672	21	80	G. MASTROLUCA	34.575
22	41	M. GARCIA	22.326	22	69	T. BOOTH-AMOS	35.890	22	6	S. SANCHEZ TAMAYO	24.729	22	43	H. KHOURI	34.587
23	82	L. LEHMANN	22.326	23	1	J. BUIS	35.898	23	1	J. BUIS	24.738	23	55	A. FRAPPOLA	34.592
24	7	J. GIMBERT	22.327	24	88	D. MOGEDA	35.914	24	15	A. COPPOLA	24.742	24	82	L. LEHMANN	34.627
25	15	A. COPPOLA	22.347	25	80	G. MASTROLUCA	35.916	25	77	R. BIJMAN	24.743	25	87	T. KAWAKAMI	34.642
26	11	A. CARRASCO	22.363	26	85	K. SABATUCCI	35.918	26	19	V. RODRIGUEZ NUNEZ	24.757	26	61	Y. OKAYA	34.645
27	13	A. DIAZ CEBRIAN	22.391	27	20	D. LOUREIRO	35.922	27	82	L. LEHMANN	24.795	27	85	K. SABATUCCI	34.664
28	77	R. BIJMAN	22.406	28	17	K. MEUFFELS	35.933	28	17	K. MEUFFELS	24.813	28	59	A. ZANCA	34.671
29	55	A. FRAPPOLA	22.407	29	52	O. KONIG	35.949	29	41	M. GARCIA	24.838	29	53	P. SVOBODA	34.709
30	59	A. ZANCA	22.412	30	77	R. BIJMAN	35.964	30	93	M. GAGGI	24.840	30	19	V. RODRIGUEZ NUNEZ	34.743
31	26	M. GENNAI	22.432	31	94	F. LLAMBIAS	35.986	31	69	T. BOOTH-AMOS	24.847	31	77	R. BIJMAN	34.755
32	53	P. SVOBODA	22.474	32	35	Y. SAIZ MARQUEZ	36.010	32	43	H. KHOURI	24.860	32	6	S. SANCHEZ TAMAYO	34.785
33	93	M. GAGGI	22.487	33	19	V. RODRIGUEZ NUNEZ	36.021	33	45	L. DE VLEESCHAUWER	24.860	33	20	D. LOUREIRO	34.799
34	46	S. DI SORA	22.514	34	59	A. ZANCA	36.075	34	94	F. LLAMBIAS	24.901	34	17	K. MEUFFELS	34.837
35	19	V. RODRIGUEZ NUNEZ	22.532	35	7	J. GIMBERT	36.136	35	59	A. ZANCA	24.902	35	7	J. GIMBERT	34.855
36	43	H. KHOURI	22.576	36	45	L. DE VLEESCHAUWER	36.236	36	7	J. GIMBERT	24.933	36	94	F. LLAMBIAS	34.863
37	97	F. PALAZZI	22.605	37	23	S. MARKARIAN	36.259	37	55	A. FRAPPOLA	24.978	37	45	L. DE VLEESCHAUWER	34.924
38	35	Y. SAIZ MARQUEZ	22.719	38	97	F. PALAZZI	36.284	38	35	Y. SAIZ MARQUEZ	25.087	38	35	Y. SAIZ MARQUEZ	35.021
39	69	T. BOOTH-AMOS	22.760	39	55	A. FRAPPOLA	36.289	39	23	S. MARKARIAN	25.097	39	23	S. MARKARIAN	35.057
40	22	J. ROMERO	22.810	40	53	P. SVOBODA	36.303	40	22	J. ROMERO	25.199	40	97	F. PALAZZI	35.058
41	18	I. OFFER	22.849	41	18	I. OFFER	36.530	41	97	F. PALAZZI	25.217	41	22	J. ROMERO	35.458
42	23	S. MARKARIAN	22.854	42	22	J. ROMERO	36.546	42	18	I. OFFER	25.449	42	18	I. OFFER	35.478
43	70	M. DUARTE	22.992	43	70	M. DUARTE	37.512	43	70	M. DUARTE	25.973	43	70	M. DUARTE	35.904

17/09/2021

These data/results cannot be reproduced, stored and/or transmitted in whole or in part by any manner of electronic, mechanical, photocopying, recording, broadcasting or otherwise now known or herein after developed without the previous express consent by the copyright owner, except for reproduction in daily press and regular printed publications on sale to the public within 60 days of the event related to those data/results and always provided that copyright symbol appears together as follows below.

© DORNA WSBK ORGANIZATION Srl 2021



Official Fuel Supplier

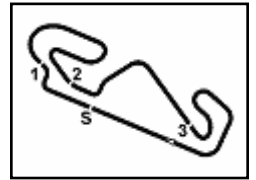


FICR PERUGIA TIMING

Official Tyre Supplier



Official Timekeeper



Hyundai N Catalunya Round, 17-19 September 2021

Ideal Times Free Practice 2nd Session

Circuit de Barcelona 4.657 m
1 / 2

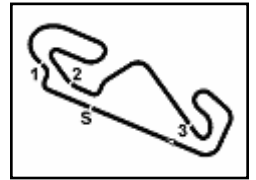
No.	Rider	Nat	Bike	Seg. 1 Diff. 1	Seg. 2 Diff. 2	Seg. 3 Diff. 3	Seg. 4 Diff. 4	Ideal Time Best Lap	Pos.	Diff.
1	54 B. SOFUOGLU	TUR	Yamaha YZF-R3	22.067	35.331	24.572 +0.052	34.130 +0.140	1'56.100 1'56.292	1	0.192
2	72 V. STEEMAN	NED	KTM RC 390 R	22.132 +0.112	35.516	24.536 +0.250	34.136	1'56.320 1'56.682	2	0.362
3	83 M. KAWAKAMI	BRA	Yamaha YZF-R3	22.079	35.654 +0.139	24.513 +0.345	34.296 +0.056	1'56.542 1'57.082	5	0.540
4	99 A. HUERTAS	ESP	Kawasaki Ninja 400	22.085	35.629 +0.216	24.471 +0.315	34.372 +0.120	1'56.557 1'57.208	8	0.651
5	25 D. BERTA VINALES	ESP	Yamaha YZF-R3	22.015 +0.350	35.842 +0.052	24.602 +0.250	34.128 +0.676	1'56.587 1'57.915	25	1.328
6	88 D. MOGEDA	ESP	Kawasaki Ninja 400	21.890	35.914 +0.036	24.412	34.510	1'56.726 1'56.762	3	0.036
7	26 M. GENNAI	ITA	Yamaha YZF-R3	22.432	35.621	24.545	34.201 +0.326	1'56.799 1'57.125	6	0.326
8	28 Y. RUIZ	ESP	Yamaha YZF-R3	21.922 +0.644	35.781 +0.097	24.672 +0.058	34.489	1'56.864 1'57.663	19	0.799
9	11 A. CARRASCO	ESP	Kawasaki Ninja 400	22.363	35.537 +0.250	24.616 +0.152	34.405 +0.008	1'56.921 1'57.331	11	0.410
10	73 J. PEREZ GONZALEZ	ESP	Kawasaki Ninja 400	22.268	35.682 +0.007	24.460 +0.179	34.558 +0.107	1'56.968 1'57.261	9	0.293
11	2 A. CARRION	ESP	Kawasaki Ninja 400	22.055	35.714	24.658	34.547	1'56.974 1'56.974	4	
12	58 I. IGLESIAS	ESP	Kawasaki Ninja 400	22.205	35.747	24.640 +0.020	34.410 +0.402	1'57.002 1'57.424	13	0.422
13	61 Y. OKAYA	JPN	Kawasaki Ninja 400	22.200 +0.125	35.630	24.550 +0.268	34.645 +0.201	1'57.025 1'57.619	17	0.594
14	46 S. DI SORA	FRA	Kawasaki Ninja 400	22.514 +0.014	35.758 +0.034	24.582	34.221 +0.021	1'57.075 1'57.144	7	0.069
15	87 T. KAWAKAMI	BRA	Yamaha YZF-R3	22.223 +0.047	35.735	24.516	34.642 +0.164	1'57.116 1'57.327	10	0.211
16	15 A. COPPOLA	ITA	Yamaha YZF-R3	22.347 +0.072	35.641 +0.288	24.742 +0.014	34.414 +0.038	1'57.144 1'57.556	16	0.412
17	13 A. DIAZ CEBRIAN	ESP	Yamaha YZF-R3	22.391 +0.260	35.659	24.618	34.490	1'57.158 1'57.418	12	0.260
18	52 O. KONIG	CZE	Kawasaki Ninja 400	22.274 +0.018	35.949 +0.012	24.589 +0.240	34.385	1'57.197 1'57.467	15	0.270
19	1 J. BUIS	NED	Kawasaki Ninja 400	22.111	35.898	24.738 +0.025	34.545 +0.147	1'57.292 1'57.464	14	0.172
20	85 K. SABATUCCI	ITA	Kawasaki Ninja 400	22.189 +0.225	35.918	24.609 +0.232	34.664	1'57.380 1'57.837	22	0.457
21	80 G. MASTROLUCA	ITA	Yamaha YZF-R3	22.309 +0.063	35.916 +0.348	24.604	34.575	1'57.404 1'57.815	21	0.411
22	41 M. GARCIA	ESP	Kawasaki Ninja 400	22.326 +0.517	35.880	24.838 +0.004	34.403	1'57.447 1'57.968	27	0.521
23	82 L. LEHMANN	GER	KTM RC 390 R	22.326	35.724 +0.155	24.795	34.627 +0.161	1'57.472 1'57.788	20	0.316
24	6 S. SANCHEZ TAMAYO	ESP	Yamaha YZF-R3	22.167	35.851 +0.103	24.729 +0.026	34.785 +0.191	1'57.532 1'57.852	23	0.320
25	20 D. LOUREIRO	RSA	Kawasaki Ninja 400	22.269	35.922	24.646 +0.002	34.799	1'57.636 1'57.638	18	0.002
26	93 M. GAGGI	ITA	Yamaha YZF-R3	22.487 +0.039	35.830	24.840 +0.145	34.569 +0.230	1'57.726 1'58.140	29	0.414
27	69 T. BOOTH-AMOS	GBR	Kawasaki Ninja 400	22.760	35.890	24.847 +0.113	34.340	1'57.837 1'57.950	26	0.113
28	43 H. KHOURI	AUS	Kawasaki Ninja 400	22.576 +0.036	35.817	24.860	34.587	1'57.840 1'57.876	24	0.036
29	77 R. BIJMAN	NED	Yamaha YZF-R3	22.406	35.964	24.743 +0.033	34.755 +0.182	1'57.868 1'58.083	28	0.215
30	17 K. MEUFFELS	NED	Kawasaki Ninja 400	22.299 +0.086	35.933	24.813 +0.290	34.837	1'57.882 1'58.258	31	0.376
31	94 F. LLAMBIAS	URU	Yamaha YZF-R3	22.225	35.986	24.901 +0.082	34.863 +0.146	1'57.975 1'58.203	30	0.228
32	19 V. RODRIGUEZ NUNEZ	ESP	Kawasaki Ninja 400	22.532 +0.195	36.021 +0.118	24.757	34.743 +0.036	1'58.053 1'58.402	33	0.349
33	59 A. ZANCA	ITA	Kawasaki Ninja 400	22.412 +0.064	36.075	24.902 +0.217	34.671	1'58.060 1'58.341	32	0.281

17/09/2021

These data/results cannot be reproduced, stored and/or transmitted in whole or in part by any manner of electronic, mechanical, photocopying, recording, broadcasting or otherwise now known or herein after developed without the previous express consent by the copyright owner, except for reproduction in daily press and regular printed publications on sale to the public within 60 days of the event related to those data/results and always provided that copyright symbol appears together as follows below.

© DORNA WSBK ORGANIZATION Srl 2021





Hyundai N Catalunya Round, 17-19 September 2021

Ideal Times Free Practice 2nd Session

 Circuit de Barcelona 4.657 m
2 / 2

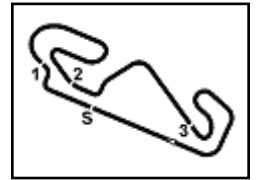
No.	Rider	Nat	Bike	Seg. 1	Seg. 2	Seg. 3	Seg. 4	Ideal Time		
				Diff. 1	Diff. 2	Diff. 3	Diff. 4	Best Lap	Pos.	Diff.
34	53 P. SVOBODA	CZE	Yamaha YZF-R3	22.474	36.303 +0.126	24.664 +0.700	34.709	1'58.150		
35	7 J. GIMBERT	FRA	Kawasaki Ninja 400	22.327 +0.241	36.136 +0.035	24.933 +0.009	34.855	1'58.251	37	0.826
36	55 A. FRAPPOLA	ITA	Kawasaki Ninja 400	22.407	36.289	24.978 +0.073	34.592 +0.517	1'58.266	34	0.285
37	45 L. DE VLEESCHAUWER	BEL	Kawasaki Ninja 400	22.302 +0.193	36.236 +0.017	24.860 +0.380	34.924	1'58.322	35	0.590
38	35 Y. SAIZ MARQUEZ	ESP	Yamaha YZF-R3	22.719 +0.344	36.010 +0.115	25.087 +0.064	35.021	1'58.837	36	0.590
39	97 F. PALAZZI	ITA	Yamaha YZF-R3	22.605 +0.180	36.284 +0.119	25.217 +0.043	35.058	1'59.164	38	0.523
40	23 S. MARKARIAN	FRA	Kawasaki Ninja 400	22.854 +0.362	36.259	25.097	35.057	1'59.267	39	0.342
41	22 J. ROMERO	ARG	Kawasaki Ninja 400	22.810 +0.171	36.546 +0.270	25.199 +0.030	35.458	2'00.013	40	0.362
42	18 I. OFFER	GBR	Kawasaki Ninja 400	22.849 +0.169	36.530	25.449 +0.041	35.478 +0.162	2'00.306	41	0.471
43	70 M. DUARTE	POR	Yamaha YZF-R3	22.992	37.512 +0.413	25.973 +0.129	35.904 +0.223	2'00.381	42	0.372
	84 M. PEREZ	ESP	Yamaha YZF-R3					2'03.381	43	0.765
Overall Ideal Time				21.890	35.331	24.412	34.128	1'55.761		

17/09/2021

These data/results cannot be reproduced, stored and/or transmitted in whole or in part by any manner of electronic, mechanical, photocopying, recording, broadcasting or otherwise now known or herein after developed without the previous express consent by the copyright owner, except for reproduction in daily press and regular printed publications on sale to the public within 60 days of the event related to those data/results and always provided that copyright symbol appears together as follows below.

© DORNA WSBK ORGANIZATION Srl 2021





Hyundai N Catalunya Round, 17-19 September 2021

Chronological Analysis Free Practice 2nd Session

Circuit de Barcelona 4.657 m

1 / 6

1° 54 B. SOFUOGLU (1'56.292)								5° 83 M. KAWAKAMI (1'57.082)							
Lap	Seg.1	Seg.2	Seg.3	Seg.4	Lap Time	km/h	Local Time	Lap	Seg.1	Seg.2	Seg.3	Seg.4	Lap Time	km/h	Local Time
1		37.642	26.746	34.914		84,8	14:18'03.110	1		36.582	25.113	34.870		125,7	14:17'40.466
2	22.570	36.003	24.914	34.248	1'57.735	201,5	14:20'00.845	2	22.119	36.069	24.657	34.296	1'57.141	203,8	14:19'37.607
3	22.360	35.613	24.572	34.482	1'57.027	203,8	14:21'57.872	3	22.102	36.035	24.635	34.916	1'57.688	208,5	14:21'35.295
4	23.373	37.190	25.044	35.421	2'01.028	189,1	14:23'58.900	4	22.702	35.654	24.513	35.049	1'57.918	203,8	14:23'33.213
5	22.067	35.331	24.624	34.270	1'56.292	206,9	14:25'55.192	5	22.653	36.128	24.900	34.449	1'58.130	199,3	14:25'31.343
6	26.960	38.061	26.144	48.196	2'19.361P	190,5	14:28'14.553	6	28.027	41.185	24.946	47.815	2'21.973P	196,4	14:27'53.316
7	6'45.244	40.380	25.885	37.689	8'29.198P	102,0	14:36'43.751	7	7'06.856	40.182	25.396	40.207	8'52.641P	126,3	14:36'45.957
8	22.646	36.480	25.370	39.559	2'04.055	204,5	14:38'47.806	8	22.676	36.236	25.114	35.335	1'59.361	200,7	14:38'45.318
9	22.595	35.656	24.824	34.130	1'57.205	197,8	14:40'45.011	9	22.079	35.793	24.858	34.352	1'57.082	208,9	14:40'42.400
10	22.101	35.915	26.084	34.397	1'58.497	206,5	14:42'43.508	10	26.183	37.931	24.964	34.725	2'03.803	207,3	14:42'46.203
11	22.914	36.500	25.105	35.119	1'59.638	207,7	14:44'43.146	11	22.190	35.869	24.934	35.000	1'57.993	205,3	14:44'44.196
12	22.327	35.954	24.911	34.519	1'57.711	206,5	14:46'40.857	12	22.229	36.171	24.818	35.186	1'58.404	209,3	14:46'42.600

2° 72 V. STEEMAN (1'56.682)								6° 26 M. GENNAI (1'57.125)							
Lap	Seg.1	Seg.2	Seg.3	Seg.4	Lap Time	km/h	Local Time	Lap	Seg.1	Seg.2	Seg.3	Seg.4	Lap Time	km/h	Local Time
1		37.079	26.781	34.985		69,1	14:18'04.381	1		37.217	26.332	34.826		45,7	14:18'02.735
2	22.539	35.705	24.649	34.371	1'57.264	201,9	14:20'01.645	2	23.239	35.885	24.831	34.253	1'58.208	190,8	14:20'00.943
3	22.244	35.516	24.786	34.136	1'56.682	206,9	14:21'58.327	3	22.432	35.621	24.545	34.527	1'57.125	194,9	14:21'58.068
4	22.290	36.155	25.516	39.133	2'03.094	197,8	14:24'01.421	4	22.850	35.906	25.350	36.420	2'00.526	194,9	14:23'58.594
5	22.368	36.086	24.954	37.658	2'01.066	203,4	14:26'02.487	5	22.801	35.892	24.786	34.201	1'57.680	195,3	14:25'56.274
6	22.727	36.572	25.653	54.719	2'19.671P	198,5	14:28'22.158	6	22.863	35.997	25.349	49.326	2'13.535P	196,7	14:28'09.809
7	6'21.291	44.063	26.111	49.615	8'21.080P	123,3	14:36'43.238	7	6'32.120	43.953	26.443	38.761	8'21.277P	117,6	14:36'31.086
8	22.255	36.324	24.866	35.469	1'58.914	207,7	14:38'42.152	8	26.989	39.101	25.020	34.603	2'05.713	188,5	14:38'36.799
9	22.390	36.357	24.924	38.434	2'02.105	202,2	14:40'44.257	9	22.699	35.835	24.987	34.791	1'58.312	197,1	14:40'35.111
10	22.132	36.061	24.659	34.995	1'57.847	208,1	14:42'42.104	10	22.961	36.296	25.105	34.698	1'59.060	194,6	14:42'34.171
11	23.220	39.859	25.841	36.040	2'04.960	200,7	14:44'47.064	11	26.404	39.451	26.715	35.362	2'07.932	184,9	14:44'42.103
12	22.149	35.811	24.536	34.630	1'57.126	209,3	14:46'44.190	12	23.274	36.251	24.960	34.653	1'59.138	196,0	14:46'41.241

3° 88 D. MOGEDA (1'56.762)								7° 46 S. DI SORA (1'57.144)							
Lap	Seg.1	Seg.2	Seg.3	Seg.4	Lap Time	km/h	Local Time	Lap	Seg.1	Seg.2	Seg.3	Seg.4	Lap Time	km/h	Local Time
1		38.401	24.835	36.146		124,7	14:17'37.706	1		37.959	25.059	34.706		83,1	14:18'13.317
2	21.890	35.950	24.412	34.510	1'56.762	206,9	14:19'34.468	2	22.690	36.014	24.763	34.221	1'57.688	195,3	14:20'11.005
3	22.313	36.097	24.596	34.576	1'57.582	208,1	14:21'32.050	3	22.528	35.792	24.582	34.242	1'57.144	196,0	14:22'08.149
4	25.318	38.998	24.594	34.914	2'03.824	204,9	14:23'35.874	4	22.514	35.758	24.917	34.372	1'57.561	200,4	14:23'05.710
5	22.435	36.132	24.962	45.330	2'08.859P	200,0	14:25'44.733	5	22.598	36.124	26.395	49.093	2'14.210P	196,4	14:26'19.920
6	6'46.671	55.565	25.610	46.556	8'54.402P	149,4	14:34'39.135	6	6'19.219	43.487	25.232	46.309	8'14.247P	137,2	14:34'34.167
7	22.803	38.947	25.689	38.578	2'06.017	201,1	14:36'45.152	7	22.981	37.227	25.352	36.599	2'02.159	196,0	14:36'36.326
8	22.356	35.965	25.377	40.144	2'03.842	211,4	14:38'48.994	8	22.723	36.352	25.018	48.163	2'12.256P	195,3	14:38'48.582
9	22.368	36.076	24.883	34.642	1'57.969	203,8	14:40'46.963	9	41.783	36.467	25.027	34.744	2'18.021P	147,3	14:41'06.603
10	22.165	36.134	24.812	34.894	1'58.005	210,1	14:42'44.968	10	22.753	36.077	28.982	34.676	2'02.488	195,3	14:43'09.091
11	22.506	35.914	24.859	35.088	1'58.367	206,5	14:44'43.335	11	22.857	35.964	24.682	34.541	1'58.044	194,9	14:45'07.135
12	22.490	35.947	24.981	34.904	1'58.322	211,8	14:46'41.657								

4° 2 A. CARRION (1'56.974)								8° 99 A. HUERTAS (1'57.208)							
Lap	Seg.1	Seg.2	Seg.3	Seg.4	Lap Time	km/h	Local Time	Lap	Seg.1	Seg.2	Seg.3	Seg.4	Lap Time	km/h	Local Time
1		37.528	25.395	36.058		129,3	14:17'40.724	1		36.698	25.048	34.992		150,2	14:17'25.885
2	22.500	35.941	24.833	34.936	1'58.210	206,9	14:19'38.934	2	22.892	36.128	24.973	34.719	1'58.712	194,2	14:19'24.597
3	22.055	35.714	24.658	34.547	1'56.974	205,7	14:21'35.908	3	22.679	35.857	24.755	34.738	1'58.029	192,9	14:21'22.626
4	22.621	38.695	25.115	34.760	2'01.191	210,9	14:23'37.099	4	22.796	38.338	25.408	46.501	2'13.043P	192,5	14:23'35.669
5	22.164	36.103	25.436	39.123	2'02.826	206,1	14:25'39.925	5	5'36.434	36.361	25.136	45.878	7'23.809P	147,9	14:30'59.478
6	22.461	36.179	25.221	52.642	2'16.503P	203,4	14:27'56.428	6	2'38.606	36.140	24.928	34.625	4'14.299P	147,7	14:35'13.777
7	4'53.175	38.292	25.581	44.374	6'41.422P	139,9	14:34'37.850	7	22.611	35.715	24.787	34.717	1'57.830	197,8	14:37'11.607
8	23.105	36.275	25.076	39.305	2'03.761	206,9	14:36'41.611	8	22.659	35.888	24.857	44.264	2'07.668	194,6	14:39'19.275
9	22.600	35.999	25.486	36.683	2'00.768	206,9	14:38'42.379	9	22.085	35.845	24.786	34.492	1'57.208	203,0	14:41'16.483
10	22.603	36.112	24.971	34.800	1'58.486	208,5	14:40'40.865	10	22.684	36.449	24.790	34.372	1'58.295	194,6	14:43'14.778
11	22.365	35.989	24.871	34.828	1'58.053	204,5	14:42'38.918	11	22.314	35.629	24.471	34.522	1'56.936C	200,0	14:45'11.714
12	25.766	40.331	25.480	36.780	2'08.357	195,7	14:44'47.275								
13	22.295	35.947	24.706	34.724	1'57.672	213,4	14:46'44.947								

9° 73 J. PEREZ GONZALEZ (1'57.261)							
Lap	Seg.1	Seg.2	Seg.3	Seg.4	Lap Time	km/h	Local Time
1		37.513	25.384	35.297		83,1	14:17'59.092
2	22.852	36.880	25.516	35.281	2'00.529	200,0	14:19'59.621

17/09/2021 P = Pits In/Out - C = Lap Time Cancelled

These data/results cannot be reproduced, stored and/or transmitted in whole or in part by any manner of electronic, mechanical, photocopying, recording, broadcasting or otherwise now known or herein after developed without the previous express consent by the copyright owner, except for reproduction in daily press and regular printed publications on sale to the public within 60 days of the event related to those data/results and always provided that copyright symbol appears together as follows below.

© DORNA WSBK ORGANIZATION Srl 2021



Official Fuel Supplier

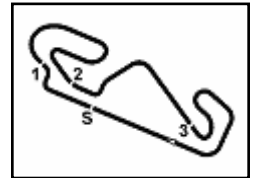


FKR PERUGIA TIMING

Official Tyre Supplier



Official Timekeeper



Hyundai N Catalunya Round, 17-19 September 2021

Chronological Analysis Free Practice 2nd Session

Lap	Seg.1	Seg.2	Seg.3	Seg.4	Lap Time	km/h	Local Time
3	23.399	36.189	25.118	34.844	1'59.550	189,5	14:21'59.171
4	22.508	35.682	24.748	34.782	1'57.720	203,0	14:23'56.891
5	23.130	35.939	25.084	34.714	1'58.867	191,8	14:25'55.758
6	22.848	37.181	25.206	35.232	2'00.467	197,1	14:27'56.225
7	22.743	36.052	25.071	35.218	1'59.084	196,4	14:29'55.309
8	23.288	38.228	25.150	46.699	2'13.365P	190,5	14:32'08.674
9	42.718	37.079	25.323	43.832	2'28.952P	141,7	14:34'37.626
10	22.487	36.251	24.460	40.396	2'03.594	204,5	14:36'41.220
11	23.508	37.718	25.289	35.944	2'02.459	200,7	14:38'43.679
12	22.493	35.921	24.666	35.060	1'58.140	206,9	14:40'41.819
13	22.268	35.689	24.639	34.665	1'57.261	207,3	14:42'39.080
14	22.835	37.385	25.870	43.594	2'09.684	195,3	14:44'48.764
15	22.442	36.066	24.691	34.558	1'57.757	204,5	14:46'46.521

13° 58 I. IGLESIAS (1'57.424)							
Lap	Seg.1	Seg.2	Seg.3	Seg.4	Lap Time	km/h	Local Time
1		36.973	25.309	36.221	117,8	14:17'38.323	
2	22.377	35.995	24.790	34.690	1'57.852	203,0	14:19'36.175
3	22.516	35.977	24.640	34.410	1'57.543	205,7	14:21'33.718
4	22.264	35.872	24.684	47.870	2'10.690P	204,5	14:23'44.408
5	2'18.926	36.344	25.013	52.830	4'13.113P	135,2	14:27'57.521
6	4'34.405	51.538	25.363	47.917	6'39.223P	142,3	14:34'36.744
7	24.445	38.194	24.900	39.619	2'07.158	188,2	14:36'43.902
8	22.630	36.021	24.946	36.048	1'59.645	206,9	14:38'43.547
9	22.225	36.112	24.726	34.881	1'57.944	200,4	14:40'41.491
10	22.205	35.747	24.660	34.812	1'57.424	206,1	14:42'38.915
11	23.002	39.167	27.037	35.776	2'04.982	200,4	14:44'43.897
12	22.604	35.911	25.136	34.877	1'58.528	206,9	14:46'42.425

10° 87 T. KAWAKAMI (1'57.327)							
Lap	Seg.1	Seg.2	Seg.3	Seg.4	Lap Time	km/h	Local Time
1		36.739	25.163	36.403	122,2	14:17'38.932	
2	22.380	36.015	24.823	35.391	1'58.609	207,3	14:19'37.541
3	22.288	35.971	24.893	34.642	1'57.794	208,5	14:21'35.335
4	22.223	35.869	24.663	35.783	1'58.538	204,2	14:23'33.873
5	23.022	37.160	28.313	35.876	2'04.371	202,2	14:25'38.244
6	22.677	35.946	24.920	53.565	2'17.108P	197,4	14:27'55.352
7	7'00.317	39.033	25.246	45.182	8'49.778P	104,8	14:36'45.130
8	22.736	36.063	24.888	35.654	1'59.341	212,2	14:38'44.471
9	22.270	35.735	24.516	34.806	1'57.327	207,3	14:40'41.798
10	22.903	37.674	26.846	35.835	2'03.258	205,7	14:42'45.056
11	22.500	36.049	24.913	35.023	1'58.485	205,7	14:44'43.541
12	22.520	36.000	24.975	35.347	1'58.842	201,1	14:46'42.383

14° 1 J. BUIS (1'57.464)							
Lap	Seg.1	Seg.2	Seg.3	Seg.4	Lap Time	km/h	Local Time
1		37.092	25.273	35.170	122,9	14:17'35.526	
2	22.604	35.923	24.908	35.099	1'58.534	200,4	14:19'34.060
3	22.465	35.900	24.792	34.566	1'57.723	204,5	14:21'31.783
4	22.585	36.442	25.193	46.892	2'11.112P	199,3	14:23'42.895
5	9'11.841	36.420	25.356	40.579	10'54.196P	147,7	14:34'37.091
6	22.841	36.598	24.738	41.250	2'05.427	200,0	14:36'42.518
7	22.366	36.272	25.177	35.605	1'59.420	216,4	14:38'41.938
8	22.865	36.003	24.943	34.545	1'58.356	201,5	14:40'40.294
9	27.862	37.293	24.904	34.840	2'04.899	204,2	14:42'45.193
10	22.111	35.898	24.763	34.692	1'57.464	207,7	14:44'42.657
11	22.405	35.972	24.967	34.837	1'58.181	205,7	14:46'40.838

11° 11 A. CARRASCO (1'57.331)							
Lap	Seg.1	Seg.2	Seg.3	Seg.4	Lap Time	km/h	Local Time
1		37.604	25.431	40.900	129,2	14:17'27.640	
2	22.710	36.317	24.957	34.998	1'58.982	197,8	14:19'26.622
3	22.773	35.973	24.697	34.578	1'58.021	196,7	14:21'24.643
4	22.481	36.956	25.235	35.051	1'59.723	200,4	14:23'24.366
5	23.050	37.550	24.975	34.757	2'00.332	193,9	14:25'24.698
6	22.698	36.543	27.277	34.860	2'01.378	197,4	14:27'26.076
7	22.939	35.855	24.808	34.605	1'58.207	192,5	14:29'24.283
8	22.930	35.814	24.772	34.658	1'58.174	194,2	14:31'22.457
9	22.938	35.836	24.848	34.405	1'58.027	194,6	14:33'20.484
10	22.815	35.581	24.789	34.453	1'57.638	196,0	14:35'18.122
11	22.612	35.698	24.869	34.522	1'57.701C	196,0	14:37'15.823
12	22.761	35.537	24.680	40.009	2'02.987	195,3	14:39'18.810
13	22.945	35.744	24.616	34.811	1'58.116	195,3	14:41'16.926
14	22.363	35.787	24.768	34.413	1'57.331	202,6	14:43'14.257
15	22.633	35.699	24.617	35.311	1'58.260	195,7	14:45'12.517

15° 52 O. KONIG (1'57.467)							
Lap	Seg.1	Seg.2	Seg.3	Seg.4	Lap Time	km/h	Local Time
1		37.149	25.091	36.158	125,7	14:17'37.543	
2	22.322	35.983	25.616	34.848	1'58.769	205,7	14:19'36.312
3	22.416	36.228	24.640	35.288	1'58.572	208,9	14:21'34.884
4	22.296	35.956	24.589	35.416	1'58.257	205,3	14:23'33.141
5	22.807	36.699	25.702	40.452	2'05.660	207,3	14:25'38.801
6	22.567	36.244	25.342	39.650	2'03.803	203,4	14:27'42.604
7	22.699	36.117	24.813	34.847	1'58.476	203,8	14:29'41.080
8	23.074	36.593	25.247	46.912	2'11.826P	194,9	14:31'52.906
9	3'05.703	39.213	25.000	38.888	4'48.804P	124,4	14:36'41.710
10	22.619	36.242	25.258	38.942	2'03.061	201,1	14:38'44.771
11	22.292	35.961	24.829	34.385	1'57.467	210,1	14:40'42.238
12	22.530	36.030	24.752	34.493	1'57.805	212,6	14:42'40.043
13	22.353	36.311	26.186	40.367	2'05.217	203,8	14:44'45.260
14	22.274	35.949	24.675	35.045	1'57.943	207,3	14:46'43.203

12° 13 A. DIAZ CEBRIAN (1'57.418)							
Lap	Seg.1	Seg.2	Seg.3	Seg.4	Lap Time	km/h	Local Time
1		38.073	24.878	34.665	148,1	14:17'26.302	
2	22.894	36.165	25.036	34.605	1'58.700	195,7	14:19'25.002
3	22.778	36.536	24.662	34.898	1'58.874	197,8	14:21'23.876
4	23.046	36.946	24.914	47.340	2'12.246P	188,5	14:23'36.122
5	2'19.697	38.940	24.778	42.532	4'05.947P	100,6	14:27'42.069
6	22.793	36.393	27.156	49.526	2'15.868P	192,9	14:29'57.937
7	2'51.859	37.013	25.274	37.227	4'31.373P	140,6	14:34'29.310
8	23.205	39.137	26.861	38.342	2'07.545	190,8	14:36'36.855
9	22.391	36.247	24.899	34.795	1'58.332	202,6	14:38'35.187
10	23.004	35.941	25.712	37.082	2'01.739	190,8	14:40'36.926
11	22.651	35.659	24.618	34.490	1'57.418	196,0	14:42'34.344
12	22.992	37.519	26.455	40.276	2'07.242	193,5	14:44'41.586
13	22.688	36.467	25.966	34.821	1'59.942	203,0	14:46'41.528

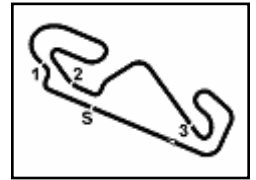
16° 15 A. COPPOLA (1'57.556)							
Lap	Seg.1	Seg.2	Seg.3	Seg.4	Lap Time	km/h	Local Time
1		38.826	26.706	34.971	43,4	14:18'03.428	
2	22.727	35.951	24.742	34.414	1'57.834	198,9	14:20'01.262
3	22.419	35.929	24.756	34.452	1'57.556	201,1	14:21'58.818
4	22.688	35.641	25.485	37.244	2'01.058	196,0	14:23'59.876
5	22.817	36.116	24.975	39.060	2'02.968	196,0	14:26'02.844
6	22.668	35.954	25.715	52.464	2'16.801P	199,6	14:28'19.645
7	6'24.157	44.079	25.992	51.624	8'25.852P	120,3	14:36'45.497
8	22.725	36.585	25.082	35.690	2'00.082	205,7	14:38'45.579
9	22.401	36.256	25.024	37.544	2'01.225	203,4	14:40'46.804
10	22.647	36.236	24.881	35.330	1'59.094	205,7	14:42'45.898
11	22.347	35.839	24.943	35.119	1'58.248	207,3	14:44'44.146
12	25.562	37.034	25.060	35.104	2'02.760	205,7	14:46'46.906

17/09/2021 P = Pits In/Out - C = Lap Time Cancelled

These data/results cannot be reproduced, stored and/or transmitted in whole or in part by any manner of electronic, mechanical, photocopying, recording, broadcasting or otherwise now known or herein after developed without the previous express consent by the copyright owner, except for reproduction in daily press and regular printed publications on sale to the public within 60 days of the event related to those data/results and always provided that copyright symbol appears together as follows below.

© DORNA WSBK ORGANIZATION Srl 2021





Hyundai N Catalunya Round, 17-19 September 2021

Chronological Analysis Free Practice 2nd Session

17° 61 Y. OKAYA (1'57.619)							
Lap	Seg.1	Seg.2	Seg.3	Seg.4	Lap Time	km/h	Local Time
1		36.980	25.145	36.563	116,9	14:17'38.762	
2	22.285	35.880	24.935	34.896	1'57.996	206,9	14:19'36.758
3	22.200	36.064	24.591	35.055	1'57.910	209,3	14:21'34.668
4	22.324	35.860	24.550	36.610	1'59.344	202,6	14:23'34.012
5	26.651	36.975	25.029	34.645	2'03.300	190,1	14:25'37.312
6	22.644	35.910	24.697	38.642	2'01.893	198,5	14:27'39.205
7	26.369	38.981	25.717	50.146	2'21.213P	198,2	14:30'00.418
8	4'45.153	45.708	27.091	42.194	6'40.146P	131,2	14:36'40.564
9	26.471	38.688	25.044	35.079	2'05.282	196,0	14:38'45.846
10	22.325	35.630	24.818	34.846	1'57.619	206,5	14:40'43.465
11	22.270	35.971	24.901	35.598	1'58.740	206,5	14:42'42.205
12	23.039	38.170	25.690	35.799	2'02.698	200,4	14:44'44.903
13	22.310	35.828	24.649	36.131	1'58.918	209,7	14:46'43.821

1						37.338	26.493	39.137	145,7	14:17'35.805	
2	22.533					35.971	25.127	34.732	1'58.363	202,2	14:19'34.168
3	22.424					36.196	24.659	35.041	1'58.320	201,5	14:21'32.488
4	22.432					36.088	25.255	36.569	2'00.344	201,9	14:23'32.832
5	22.372					36.264	24.604	34.575	1'57.815	202,2	14:25'30.647
6	27.771					39.566	25.157	52.811	2'25.305P	190,8	14:27'55.952
7	5'01.195					36.634	25.222	38.264	6'41.315P	150,0	14:25'40.267
8	22.733					36.847	24.965	40.134	2'04.679	201,9	14:36'41.946
9	22.770					36.155	25.207	35.247	1'59.379	207,7	14:38'41.325
10	23.079					36.603	25.109	34.696	1'59.487C	193,2	14:40'40.812
11	22.478					36.032	24.909	34.717	1'58.136	206,1	14:42'38.948
12	23.085					37.637	26.577	39.602	2'06.901	196,4	14:44'45.849
13	22.309					35.916	24.741	34.852	1'57.818	208,1	14:46'43.667

18° 20 D. LOUREIRO (1'57.638)							
Lap	Seg.1	Seg.2	Seg.3	Seg.4	Lap Time	km/h	Local Time
1		38.100	25.789	51.713	139,0	14:17'46.741	
2	7'54.385	49.180	26.295	44.423	9'54.283P	69,1	14:27'41.024
3	23.098	36.037	26.138	41.236	2'06.509	191,5	14:29'47.533
4	23.030	36.135	25.051	34.873	1'59.089	191,2	14:31'46.622
5	23.146	36.098	25.115	58.215	2'22.574P	191,5	14:34'09.196
6	46.729	39.758	25.217	43.898	2'35.602P	121,2	14:36'44.798
7	22.314	36.133	25.265	36.691	2'00.403C	201,9	14:38'45.201
8	22.379	36.257	25.127	35.118	1'58.881	204,5	14:40'44.082
9	22.492	36.190	24.646	35.044	1'58.372	203,8	14:42'42.454
10	25.479	37.819	25.577	36.256	2'05.131	198,9	14:44'47.585
11	22.269	35.922	24.648	34.799	1'57.638	205,7	14:46'45.223

22° 85 K. SABATUCCI (1'57.837)							
Lap	Seg.1	Seg.2	Seg.3	Seg.4	Lap Time	km/h	Local Time
1		36.998	25.329	36.635		127,4	14:17'40.158
2	22.684	36.199	24.937	34.750	1'58.570	198,9	14:19'38.728
3	22.414	35.918	24.841	34.664	1'57.837	203,0	14:21'36.565
4	22.448	35.989	24.771	34.830	1'58.038	201,5	14:23'34.603
5	22.478	36.173	27.320	39.967	2'05.938	199,3	14:25'40.541
6	22.447	36.267	25.010	52.834	2'16.558P	203,0	14:27'57.099
7	4'54.000	37.127	25.422	44.302	6'40.851P	141,4	14:34'37.950
8	22.763	36.262	24.816	40.846	2'04.687	203,8	14:36'42.637
9	22.513	36.327	25.098	36.714	2'00.652	213,4	14:38'43.289
10	22.454	36.031	24.679	35.249	1'58.413	202,6	14:40'41.702
11	22.189	36.126	24.680	35.256	1'58.251	210,9	14:42'39.953
12	22.618	37.695	26.357	38.840	2'05.510	203,4	14:44'45.463
13	22.255	36.236	24.609	35.026	1'58.126	208,9	14:46'43.589

19° 28 Y. RUIZ (1'57.663)							
Lap	Seg.1	Seg.2	Seg.3	Seg.4	Lap Time	km/h	Local Time
1		36.414	25.292	35.131	129,3	14:17'36.356	
2	22.448	35.781	24.970	34.552	1'57.751	207,3	14:19'34.107
3	22.256	36.313	24.672	34.689	1'57.930	204,5	14:21'32.037
4	22.530	36.860	24.992	36.274	2'00.656	203,8	14:23'32.693
5	22.677	35.865	24.850	34.582	1'57.974	202,6	14:25'30.667
6	26.992	40.550	25.156	54.839	2'27.537P	190,5	14:27'58.204
7	7'02.186	40.052	25.790	37.825	8'45.853P	133,2	14:36'44.057
8	21.922	36.227	24.867	34.892	1'57.908	209,3	14:38'41.965
9	22.663	36.638	25.034	40.096	2'04.431	198,9	14:40'46.396
10	22.371	35.790	25.244	34.727	1'58.132	199,3	14:42'44.528
11	22.566	35.878	24.730	34.489	1'57.663	198,5	14:44'42.191
12	22.450	36.197	25.303	36.055	2'00.005	198,9	14:46'42.196

23° 6 S. SANCHEZ TAMAYO (1'57.852)								
Lap	Seg.1	Seg.2	Seg.3	Seg.4	Lap Time	km/h	Local Time	
1		41.610	26.182	36.072		109,8	14:17'30.321	
2	23.521		37.108	25.654	35.114	2'01.397	191,2	14:19'31.718
3	22.987		36.517	25.126	35.271	1'59.901	193,9	14:21'31.619
4	24.483		36.223	25.043	36.655	2'02.404C	196,7	14:23'34.023
5	22.921		36.487	25.360	34.785	1'59.553	201,1	14:25'33.576
6	23.140		35.851	24.729	34.873	1'58.593	194,2	14:27'32.169
7	23.304		37.266	25.654	46.968	2'13.192P	195,3	14:29'45.361
8	3'09.812		36.454	25.243	40.208	4'51.717P	139,9	14:34'37.078
9	23.297		36.702	25.213	37.468	2'02.680	198,2	14:36'39.758
10	23.491		36.511	26.825	36.867	2'03.694	193,5	14:38'43.452
11	22.167		35.954	24.755	34.976	1'57.852	208,5	14:40'41.304
12	23.769		37.173	24.744	35.578	2'01.264	198,5	14:42'42.568

20° 82 L. LEHMANN (1'57.788)							
Lap	Seg.1	Seg.2	Seg.3	Seg.4	Lap Time	km/h	Local Time
1		37.341	25.344	36.109	140,1	14:17'32.635	
2	22.686	35.724	24.861	34.836	1'58.107	199,6	14:19'30.742
3	22.681	36.108	25.574	35.159	1'59.522	194,6	14:21'30.264
4	27.530	39.213	25.183	34.871	2'06.797	191,8	14:23'37.061
5	22.395	36.138	25.076	34.627	1'58.236	206,5	14:25'35.297
6	22.896	36.105	25.012	49.225	2'13.238P	196,7	14:27'48.535
7	6'17.417	36.996	25.825	35.131	7'55.369P	149,8	14:35'43.904
8	22.997	36.828	25.496	46.956	2'12.277P	195,3	14:37'56.181
9	1'17.307	36.260	24.866	34.985	2'53.418P	123,0	14:40'49.599
10	22.618	35.814	24.953	34.788	1'58.173	200,0	14:42'47.772
11	22.429	35.785	25.010	35.070	1'58.294	203,0	14:44'46.066
12	22.326	35.879	24.795	34.788	1'57.788	204,2	14:46'43.854

24° 43 H. KHOURI (1'57.876)							
Lap	Seg.1	Seg.2	Seg.3	Seg.4	Lap Time	km/h	Local Time
1		37.200	25.344	35.735		140,1	14:17'31.745
2	22.787	36.171	25.288	34.658	1'58.904	195,3	14:19'30.649
3	22.923	36.213	25.516	38.372	2'03.024	196,0	14:21'33.673
4	22.576	35.888	24.946	35.492	1'58.902	203,0	14:23'32.575
5	23.069	38.348	25.374	34.591	2'01.382	198,5	14:25'33.957
6	22.612	35.817	24.860	34.587	1'57.876	202,2	14:27'31.833
7	23.131	37.985	25.725	46.607	2'13.448P	190,8	14:29'45.281
8	8'56.648	43.694	29.015	37.064	10'46.421P	97,6	14:40'31.702
9	28.499	42.664	24.873	35.166	2'11.202	190,5	14:42'42.904
10	22.576	36.118	24.970	34.777	1'58.441	209,3	14:44'41.345
11	22.928	37.035	25.169	35.034	2'00.166	200,7	14:46'41.511

21° 80 G. MASTROLUCA (1'57.815)											
Lap	Seg.1	Seg.2	Seg.3	Seg.4	Lap Time	km/h	Local Time				
1						37.644	25.409	35.769	65,4	14:17'59.085	
2	22.765					36.501	25.542	35.915	2'00.723	197,1	14:19'59.808

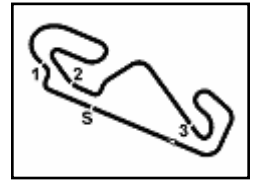
25° 25 D. BERTA VINALES (1'57.915)											
Lap	Seg.1	Seg.2	Seg.3	Seg.4	Lap Time	km/h	Local Time				
1						37.644	25.409	35.769	65,4	14:17'59.085	
2	22.765					36.501	25.542	35.915	2'00.723	197,1	14:19'59.808

17/09/2021 P = Pits In/Out - C = Lap Time Cancelled

These data/results cannot be reproduced, stored and/or transmitted in whole or in part by any manner of electronic, mechanical, photocopying, recording, broadcasting or otherwise now known or herein after developed without the previous express consent by the copyright owner, except for reproduction in daily press and regular printed publications on sale to the public within 60 days of the event related to those data/results and always provided that copyright symbol appears together as follows below.

© DORNA WSBK ORGANIZATION Srl 2021





Hyundai N Catalunya Round, 17-19 September 2021

Chronological Analysis Free Practice 2nd Session

34° 7 J. GIMBERT (1'58.536)							
Lap	Seg.1	Seg.2	Seg.3	Seg.4	Lap Time	km/h	Local Time
1		41.537	25.329	35.112		84,9	14:17'26.537
2	22.568	36.171	24.942	34.855	1'58.536	199,3	14:19'25.073
3	22.582	36.136	25.023	34.916	1'58.657	197,1	14:21'23.730
4	23.134	36.184	26.006	35.733	2'01.057	190,5	14:23'24.787
5	22.562	36.236	25.298	34.958	1'59.054	201,1	14:25'23.841
6	23.389	36.404	25.220	45.922	2'10.935P	189,5	14:27'34.776
7	7'07.887	44.147	26.157	43.539	9'01.730P	149,6	14:36'36.506
8	22.672	36.435	24.933	35.595	1'59.635	198,9	14:38'36.141
9	22.746	36.311	25.184	39.477	2'03.718	199,3	14:40'39.859
10	23.071	37.453	25.048	37.771	2'03.343	194,6	14:42'43.202
11	22.626	36.636	25.253	35.257	1'59.772	211,4	14:44'42.974
12	22.327	36.476	25.199	36.845	2'00.847	209,3	14:46'43.821

4	2'32.660	36.653	25.199	35.043	4'09.555P	145,6	14:26'01.505
5	2'35.157	36.256	25.987	48.762	2'14.162P	193,2	14:28'15.667
6	2'52.710	55.039	26.997	35.538	4'50.284P	125,3	14:33'05.951
7	23.455	36.509	26.637	39.724	2'06.325	189,8	14:35'12.276
8	23.215	36.288	25.249	35.084	1'59.836	190,5	14:37'12.112
9	22.847	36.211	25.087	42.838	2'06.983	195,7	14:39'19.095
10	22.820	36.010	26.786	36.149	2'01.765	202,6	14:41'20.860
11	23.063	36.125	25.151	35.021	1'59.360	192,2	14:43'20.220
12	23.271	36.543	25.585	49.041	2'14.440P	190,8	14:45'34.660

35° 55 A. FRAPPOLA (1'58.856)							
Lap	Seg.1	Seg.2	Seg.3	Seg.4	Lap Time	km/h	Local Time
1		37.684	25.661	36.405		136,9	14:17'33.035
2	23.031	36.433	25.286	34.961	1'59.711	204,2	14:19'32.746
3	23.316	37.096	24.978	34.856	2'00.246	192,9	14:21'32.992
4	22.407	36.289	25.051	35.109	1'58.856	205,3	14:23'31.848
5	23.517	36.452	25.426	35.039	2'00.434	188,5	14:25'32.282
6	23.246	36.590	25.162	46.663	2'11.661P	193,2	14:27'43.943
7	5'04.899	37.246	26.188	41.699	6'50.032P	127,2	14:34'33.975
8	23.517	37.396	25.146	36.426	2'02.485	192,5	14:36'36.460
9	23.064	36.460	25.036	35.076	1'59.636	196,7	14:38'36.096
10	22.986	36.476	24.984	34.681	1'59.127	200,0	14:40'35.223
11	23.221	36.355	25.053	34.592	1'59.221	192,2	14:42'34.444
12	22.855	36.916	25.989	40.644	2'06.404	193,9	14:44'40.848
13	23.179	36.591	25.606	34.995	2'00.371	194,2	14:46'41.219

39° 97 F. PALAZZI (1'59.506)							
Lap	Seg.1	Seg.2	Seg.3	Seg.4	Lap Time	km/h	Local Time
1			37.522	25.755	39.030	146,7	14:17'35.586
2	23.152	36.765	25.539	35.177	2'00.633	199,3	14:19'36.219
3	22.928	36.987	25.303	35.110	2'00.328	203,8	14:21'36.547
4	22.818	36.353	25.217	35.352	1'59.740	200,0	14:23'36.287
5	22.942	41.490	27.919	54.969	2'27.320P	202,2	14:26'03.607
6	6'54.272	36.726	25.460	37.728	8'34.186P	149,0	14:34'37.793
7	23.502	36.926	25.395	39.446	2'05.269	205,7	14:36'43.062
8	22.802	37.139	25.489	40.482	2'05.912	204,2	14:38'48.974
9	22.785	36.403	25.260	35.058	1'59.506	204,9	14:40'48.480
10	22.781	36.422	25.396	35.109	1'59.708	199,6	14:42'48.188
11	22.605	36.284	25.397	57.247	2'21.533P	202,6	14:45'09.721

36° 45 L. DE VLEESCHAUWER (1'58.912)							
Lap	Seg.1	Seg.2	Seg.3	Seg.4	Lap Time	km/h	Local Time
1		37.550	26.065	37.323		140,8	14:17'32.988
2	22.892	36.595	25.453	35.175	2'00.115	202,2	14:19'33.103
3	22.809	36.983	24.900	34.993	1'59.685	201,1	14:21'32.788
4	22.967	36.283	25.202	35.901	2'00.353	205,7	14:23'33.141
5	22.926	36.236	24.929	46.141	2'10.232P	198,5	14:25'43.373
6	7'14.753	38.283	26.837	38.587	8'58.460P	150,4	14:34'41.833
7	22.995	36.932	25.140	37.993	2'03.060	201,9	14:36'44.893
8	22.800	36.327	24.923	35.752	1'59.802	201,5	14:38'44.695
9	22.495	36.253	25.240	34.924	1'58.912	209,3	14:40'43.607
10	22.302	36.595	24.860	35.381	1'59.138	206,9	14:42'42.745
11	22.841	36.727	25.103	35.242	1'59.913	207,7	14:44'42.658
12	23.031	36.577	24.988	35.757	2'00.353	203,8	14:46'43.011

40° 23 S. MARKARIAN (1'59.629)							
Lap	Seg.1	Seg.2	Seg.3	Seg.4	Lap Time	km/h	Local Time
1			36.994	25.487	35.653	114,3	14:18'06.856
2	23.107	36.674	25.318	35.349	2'00.448	194,2	14:20'07.304
3	23.112	36.454	25.244	35.310	2'00.120	191,5	14:22'07.424
4	23.216	36.259	25.097	35.057	1'59.629	191,5	14:24'07.053
5	22.854	36.559	25.364	35.337	2'00.114	194,6	14:26'07.167
6	23.179	36.674	25.291	50.861	2'16.005P	192,9	14:28'23.172
7	5'37.342	40.961	25.854	35.705	7'19.862P	146,1	14:35'43.034
8	23.516	36.984	25.578	36.314	2'02.392	190,1	14:37'45.426
9	23.472	36.878	25.412	47.066	2'12.828P	190,8	14:39'58.254

37° 53 P. SVOBODA (1'58.976)							
Lap	Seg.1	Seg.2	Seg.3	Seg.4	Lap Time	km/h	Local Time
1		38.176	25.329	35.623		117,6	14:17'36.781
2	22.474	36.429	25.364	34.709	1'58.976	201,5	14:19'35.757
3	22.873	36.631	24.664	35.318	1'59.486	197,1	14:21'35.243
4	22.962	36.303	25.369	34.771	1'59.405	204,9	14:23'34.648
5	22.633	36.441	28.066	38.622	2'05.762	200,0	14:25'40.410
6	22.860	36.412	25.075	49.484	2'13.831P	204,9	14:27'54.241
7	9'20.316	38.049	26.245	35.622	11'00.232P	103,9	14:38'54.473
8	23.759	39.552	27.071	52.134	2'22.516P	192,2	14:41'16.989

41° 22 J. ROMERO (2'00.484)							
Lap	Seg.1	Seg.2	Seg.3	Seg.4	Lap Time	km/h	Local Time
1			38.504	26.078	36.577	126,8	14:17'32.606
2	23.111	37.148	25.617	35.530	2'01.406	201,9	14:19'34.012
3	23.211	36.784	25.400	35.802	2'01.197	202,2	14:21'35.209
4	23.226	36.715	25.471	35.512	2'00.924	203,0	14:23'36.133
5	22.834	36.924	25.521	35.744	2'01.023	202,2	14:25'37.156
6	23.415	36.914	25.295	35.716	2'01.340	197,1	14:27'38.496
7	23.105	36.837	25.606	35.791	2'01.339	197,8	14:29'39.835
8	24.128	37.401	25.892	48.752	2'16.173P	185,2	14:31'56.008
9	46.004	42.822	25.658	51.377	2'45.861P	117,8	14:34'41.869
10	23.383	37.034	25.322	37.639	2'03.378	201,1	14:36'45.247
11	22.822	36.562	25.222	35.961	2'00.567	206,9	14:38'45.814
12	22.810	36.705	25.526	35.550	2'00.591	203,8	14:40'46.405
13	22.981	36.816	25.229	35.458	2'00.484	202,2	14:42'46.889
14	22.814	36.546	25.199	36.938	2'01.497	206,9	14:44'48.386
15	23.239	36.616	25.264	35.558	2'00.677	196,4	14:46'49.063

38° 35 Y. SAIZ MARQUEZ (1'59.360)							
Lap	Seg.1	Seg.2	Seg.3	Seg.4	Lap Time	km/h	Local Time
1		36.969	25.386	36.430		130,0	14:17'40.335
2	22.719	36.879	25.839	35.087	2'00.524	201,9	14:19'40.859
3	23.080	36.384	25.370	46.257	2'11.091P	194,9	14:21'51.950

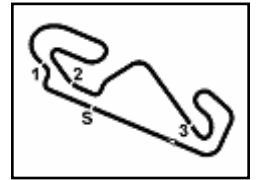
42° 18 I. OFFER (2'00.678)							
Lap	Seg.1	Seg.2	Seg.3	Seg.4	Lap Time	km/h	Local Time
1		43.678	26.465	37.877		130,9	14:17'33.513
2	23.307	37.254	26.954	36.291	2'03.806	196,0	14:19'37.319
3	22.936	37.489	25.742	36.321	2'02.488	203,8	14:21'39.807
4	23.505	37.814	27.313	37.003	2'05.635	190,8	14:23'45.442
5	23.692	37.287	25.868	35.862	2'02.709	187,2	14:25'48.151
6	28.444	45.906	28.244	53.838	2'36.432P	185,6	14:28'24.583
7	4'02.196	53.106	28.239	41.734	6'05.275P	106,9	14:34'29.858

17/09/2021 P = Pits In/Out - C = Lap Time Cancelled

These data/results cannot be reproduced, stored and/or transmitted in whole or in part by any manner of electronic, mechanical, photocopying, recording, broadcasting or otherwise now known or herein after developed without the previous express consent by the copyright owner, except for reproduction in daily press and regular printed publications on sale to the public within 60 days of the event related to those data/results and always provided that copyright symbol appears together as follows below.

© DORNA WSBK ORGANIZATION Srl 2021





Hyundai N Catalunya Round, 17-19 September 2021 Chronological Analysis Free Practice 2nd Session

8	23.643	38.378	27.080	46.971	2'16.072	191,2	14:36'45.930
9	23.329	37.184	25.577	37.262	2'03.352	197,4	14:38'49.282
10	23.018	36.530	25.490	35.640	2'00.678	202,6	14:40'49.960
11	22.849	36.713	25.586	35.713	2'00.861	200,0	14:42'50.821
12	23.220	36.987	25.753	35.816	2'01.776	192,9	14:44'52.597
13	23.412	36.857	25.449	35.478	2'01.196	190,8	14:46'53.793

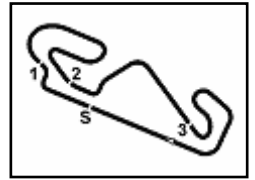
43° 70 M. DUARTE (2'03.146)							
Lap	Seg.1	Seg.2	Seg.3	Seg.4	Lap Time	km/h	Local Time
1		42.238	26.190	43.263		141,0	14:17'38.856
2	22.992	37.925	26.102	36.127	2'03.146	204,9	14:19'42.002
3	23.449	37.512	25.973	36.376	2'03.310	194,6	14:21'45.312
4	23.727	37.732	26.699	36.499	2'04.657	190,5	14:23'49.969
5	23.953	38.016	26.285	50.403	2'18.657P	188,8	14:26'08.626
6	47.162	43.549	28.007	38.300	2'37.018P	108,4	14:28'45.644
7	24.504	38.677	26.356	49.245	2'18.782P	187,2	14:31'04.426
8	4'02.846	38.539	26.231	36.343	5'43.959P	93,2	14:36'48.385
9	23.755	37.915	26.197	36.131	2'03.998	193,5	14:38'52.383
10	23.577	37.667	26.089	35.904	2'03.237	193,2	14:40'55.620
11	23.527	37.607	26.041	36.183	2'03.358	191,8	14:42'58.978
12	23.700	37.903	26.207	36.184	2'03.994	190,5	14:45'02.972

17/09/2021 P = Pits In/Out - C = Lap Time Cancelled

These data/results cannot be reproduced, stored and/or transmitted in whole or in part by any manner of electronic, mechanical, photocopying, recording, broadcasting or otherwise now known or herein after developed without the previous express consent by the copyright owner, except for reproduction in daily press and regular printed publications on sale to the public within 60 days of the event related to those data/results and always provided that copyright symbol appears together as follows below.

© DORNA WSBK ORGANIZATION Srl 2021





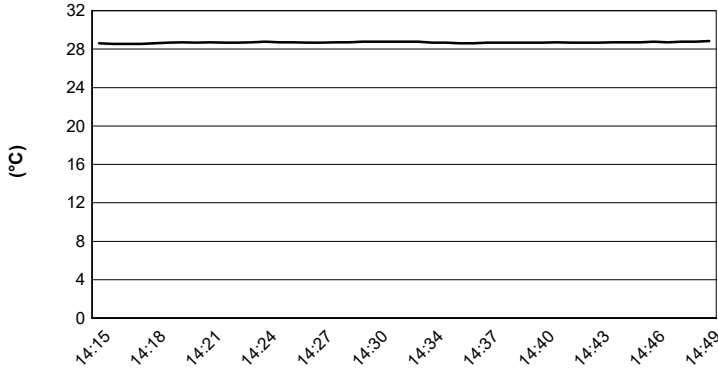
Circuit de Barcelona 4.657 m

Hyundai N Catalunya Round, 17-19 September 2021

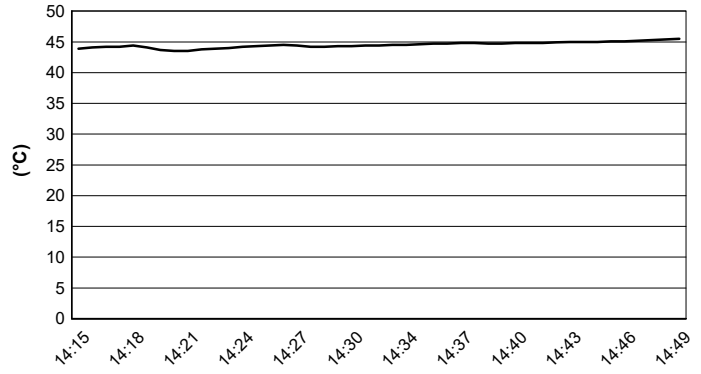
Weather Report Free Practice 2nd Session

Session started 14:15 - Session ended 14:49

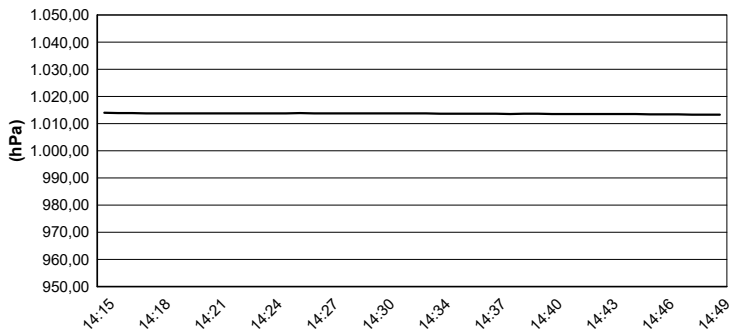
Air Temperature



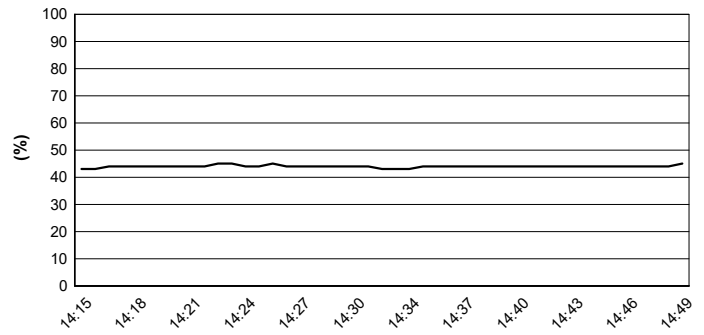
Track Temperature



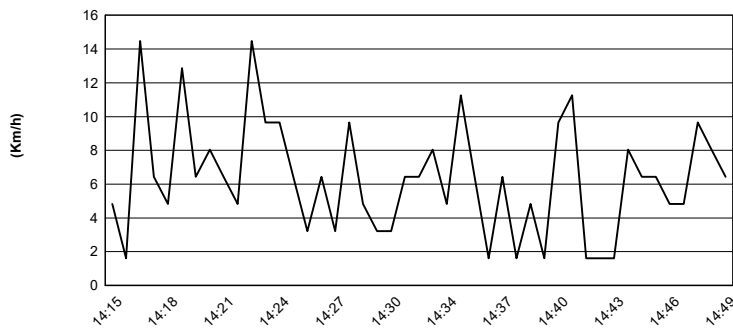
Air Pressure



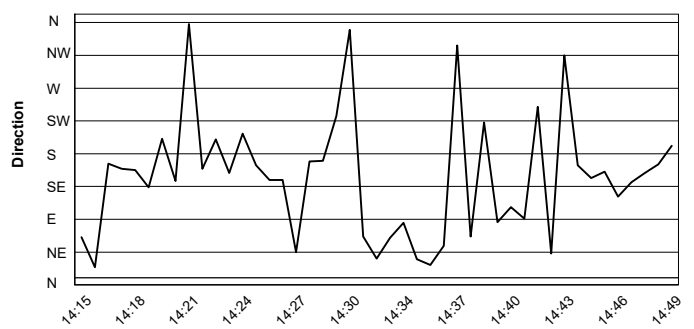
Humidity



Wind Speed



Wind Direction



17/09/2021

These data/results cannot be reproduced, stored and/or transmitted in whole or in part by any manner of electronic, mechanical, photocopying, recording, broadcasting or otherwise now known or herein after developed without the previous express consent by the copyright owner, except for reproduction in daily press and regular printed publications on sale to the public within 60 days of the event related to those data/results and always provided that copyright symbol appears together as follows below.

© DORNA WSBK ORGANIZATION Srl 2021



Official Fuel Supplier



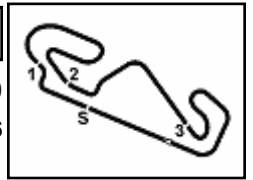
FICR PERUGIA TIMING

Official Tyre Supplier



SWISS WATCHES SINCE 1853

Official Timekeeper



Hyundai N Catalunya Round, 17-19 September 2021

Best Laps & Speeds

Circuit de Barcelona 4.657 m

1 / 2

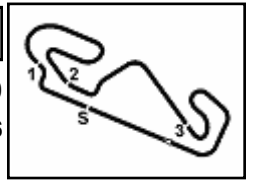
No.	Rider Bike	Nat	Best Lap		FP1		FP2								
			LL	SPD	LL	SPD	LL	SPD							
1	54 B. SOFUOGLU Yamaha YZF-R3	TUR	1'55.815 25 208,0		1'55.815 14 208,0		1'56.292 11 207,6								
2	72 V. STEEMAN KTM RC 390 R	NED	1'55.923 25 209,3		1'55.923 14 207,6		1'56.682 11 209,3								
3	69 T. BOOTH-AMOS Kawasaki Ninja 400	GBR	1'56.205 18 212,1		1'56.205 12 212,1		1'57.950 6 194,2								
4	46 S. DI SORA Kawasaki Ninja 400	FRA	1'56.266 23 208,9		1'56.266 13 208,9		1'57.144 10 200,3								
5	13 A. DIAZ CEBRIAN Yamaha YZF-R3	ESP	1'56.390 24 205,7		1'56.390 12 205,7		1'57.418 12 203,0								
6	1 J. BUIS Kawasaki Ninja 400	NED	1'56.427 21 216,4		1'56.427 11 214,2		1'57.464 10 216,4								
7	80 G. MASTROLUCA Yamaha YZF-R3	ITA	1'56.485 24 210,5		1'56.485 12 210,5		1'57.815 12 208,0								
8	58 I. IGLESIAS Kawasaki Ninja 400	ESP	1'56.537 22 206,9		1'56.537 11 204,9		1'57.424 11 206,9								
9	26 M. GENNAI Yamaha YZF-R3	ITA	1'56.569 22 204,5		1'56.569 11 204,5		1'57.125 11 197,0								
10	17 K. MEUFFELS Kawasaki Ninja 400	NED	1'56.591 18 214,2		1'56.591 13 214,2		1'58.258 5 209,3								
11	28 Y. RUIZ Yamaha YZF-R3	ESP	1'56.615 24 209,3		1'56.615 13 202,6		1'57.663 11 209,3								
12	20 D. LOUREIRO Kawasaki Ninja 400	RSA	1'56.634 24 208,9		1'56.634 14 208,9		1'57.638 10 205,7								
13	99 A. HUERTAS Kawasaki Ninja 400	ESP	1'56.650 13 214,2		1'56.650 3 214,2		1'57.208 10 203,0								
14	2 A. CARRION Kawasaki Ninja 400	ESP	1'56.658 26 213,4		1'56.658 14 212,6		1'56.974 12 213,4								
15	88 D. MOGEDA Kawasaki Ninja 400	ESP	1'56.699 25 212,6		1'56.699 14 212,6		1'56.762 11 211,7								
16	61 Y. OKAYA Kawasaki Ninja 400	JPN	1'56.759 24 212,6		1'56.759 12 212,6		1'57.619 12 209,7								
17	73 J. PEREZ GONZALEZ Kawasaki Ninja 400	ESP	1'56.840 28 207,2		1'56.840 14 207,2		1'57.261 14 207,2								
18	52 O. KONIG Kawasaki Ninja 400	CZE	1'56.850 27 212,6		1'56.850 14 209,3		1'57.467 13 212,6								
19	23 S. MARKARIAN Kawasaki Ninja 400	FRA	1'56.922 21 208,9		1'56.922 13 208,9		1'59.629 8 194,6								
20	77 R. BIJMAN Yamaha YZF-R3	NED	1'56.928 25 206,9		1'56.928 14 206,9		1'58.083 11 206,1								
21	41 M. GARCIA Kawasaki Ninja 400	ESP	1'57.006 25 210,5		1'57.006 14 210,5		1'57.968 11 206,9								
22	83 M. KAWAKAMI Yamaha YZF-R3	BRA	1'57.082 23 209,3		1'57.601 12 198,9		1'57.082 11 209,3								
23	53 P. SVOBODA Yamaha YZF-R3	CZE	1'57.127 21 212,1		1'57.127 14 212,1		1'58.976 7 204,9								
24	85 K. SABATUCCI Kawasaki Ninja 400	ITA	1'57.200 26 213,4		1'57.200 14 212,1		1'57.837 12 213,4								
25	6 S. SANCHEZ TAMAYO Yamaha YZF-R3	ESP	1'57.225 23 208,4		1'57.225 12 206,1		1'57.852 11 208,4								

17/09/2021

These data/results cannot be reproduced, stored and/or transmitted in whole or in part by any manner of electronic, mechanical, photocopying, recording, broadcasting or otherwise now known or herein after developed without the previous express consent by the copyright owner, except for reproduction in daily press and regular printed publications on sale to the public within 60 days of the event related to those data/results and always provided that copyright symbol appears together as follows below.

© DORNA WSBK ORGANIZATION Srl 2021





Hyundai N Catalunya Round, 17-19 September 2021

Best Laps & Speeds

Circuit de Barcelona 4.657 m

2 / 2

No.	Rider Bike	Nat	Best Lap		FP1		FP2							
			LL	SPD	LL	SPD	LL	SPD						
26	82 L. LEHMANN KTM RC 390 R	GER	1'57.288 25	210,1	1'57.288 14	210,1	1'57.788 11	206,5						
27	15 A. COPPOLA Yamaha YZF-R3	ITA	1'57.320 25	207,2	1'57.320 14	206,9	1'57.556 11	207,2						
28	87 T. KAWAKAMI Yamaha YZF-R3	BRA	1'57.327 23	212,1	1'57.475 12	204,1	1'57.327 11	212,1						
29	11 A. CARRASCO Kawasaki Ninja 400	ESP	1'57.331 14	202,6			1'57.331 14	202,6						
30	43 H. KHOURI Kawasaki Ninja 400	AUS	1'57.418 20	209,3	1'57.418 10	208,0	1'57.876 10	209,3						
31	7 J. GIMBERT Kawasaki Ninja 400	FRA	1'57.433 25	211,3	1'57.433 14	206,9	1'58.536 11	211,3						
32	59 A. ZANCA Kawasaki Ninja 400	ITA	1'57.463 26	212,1	1'57.463 14	212,1	1'58.341 12	210,5						
33	25 D. BERTA VINALES Yamaha YZF-R3	ESP	1'57.599 27	210,5	1'57.599 14	210,5	1'57.915 13	208,4						
34	19 V. RODRIGUEZ NUNEZ Kawasaki Ninja 400	ESP	1'57.767 23	208,9	1'57.767 12	208,9	1'58.402 11	206,5						
35	93 M. GAGGI Yamaha YZF-R3	ITA	1'57.909 24	206,9	1'57.909 12	206,5	1'58.140 12	206,9						
36	94 F. LLAMBIAS Yamaha YZF-R3	URU	1'58.203 25	210,1	1'59.448 13	202,6	1'58.203 12	210,1						
37	45 L. DE VLEESCHAUWER Kawasaki Ninja 400	BEL	1'58.221 23	209,3	1'58.221 12	206,5	1'58.912 11	209,3						
38	64 H. DE CANCELLIS Kawasaki Ninja 400	FRA	1'58.356 1	208,9	1'58.356 1	208,9								
39	35 Y. SAIZ MARQUEZ Yamaha YZF-R3	ESP	1'58.563 24	203,7	1'58.563 13	203,7	1'59.360 11	202,6						
40	55 A. FRAPPOLA Kawasaki Ninja 400	ITA	1'58.856 23	205,3	1'58.915 11	200,7	1'58.856 12	205,3						
41	97 F. PALAZZI Yamaha YZF-R3	ITA	1'59.506 22	208,4	1'59.884 12	208,4	1'59.506 10	205,7						
42	22 J. ROMERO Kawasaki Ninja 400	ARG	2'00.069 28	206,9	2'00.069 14	204,5	2'00.484 14	206,9						
43	18 I. OFFER Kawasaki Ninja 400	GBR	2'00.678 26	203,7	2'01.378 14	201,4	2'00.678 12	203,7						
44	70 M. DUARTE Yamaha YZF-R3	POR	2'01.766 25	204,9	2'01.766 14	195,6	2'03.146 11	204,9						
45	84 M. PEREZ Yamaha YZF-R3	ESP												

17/09/2021

These data/results cannot be reproduced, stored and/or transmitted in whole or in part by any manner of electronic, mechanical, photocopying, recording, broadcasting or otherwise now known or herein after developed without the previous express consent by the copyright owner, except for reproduction in daily press and regular printed publications on sale to the public within 60 days of the event related to those data/results and always provided that copyright symbol appears together as follows below.

© DORNA WSBK ORGANIZATION Srl 2021

