

Hyundai N Catalunya Round, 17-19 September 2021

Chronological Analysis Free Practice 2nd Session

Circuit de Barcelona 4.657 m

1 / 6

1° 54 B. SOFUOGLU (1'56.292)								5° 83 M. KAWAKAMI (1'57.082)							
Lap	Seg.1	Seg.2	Seg.3	Seg.4	Lap Time	km/h	Local Time	Lap	Seg.1	Seg.2	Seg.3	Seg.4	Lap Time	km/h	Local Time
1		37.642	26.746	34.914		84,8	14:18'03.110	1		36.582	25.113	34.870		125,7	14:17'40.466
2	22.570	36.003	24.914	34.248	1'57.735	201,5	14:20'00.845	2	22.119	36.069	24.657	34.296	1'57.141	203,8	14:19'37.607
3	22.360	35.613	24.572	34.482	1'57.027	203,8	14:21'57.872	3	22.102	36.035	24.635	34.916	1'57.688	208,5	14:21'35.295
4	23.373	37.190	25.044	35.421	2'01.028	189,1	14:23'58.900	4	22.702	35.654	24.513	35.049	1'57.918	203,8	14:23'33.213
5	22.067	35.331	24.624	34.270	1'56.292	206,9	14:25'55.192	5	22.653	36.128	24.900	34.449	1'58.130	199,3	14:25'31.343
6	26.960	38.061	26.144	48.196	2'19.361P	190,5	14:28'14.553	6	28.027	41.185	24.946	47.815	2'21.973P	196,4	14:27'53.316
7	6'45.244	40.380	25.885	37.689	8'29.198P	102,0	14:36'43.751	7	7'06.856	40.182	25.396	40.207	8'52.641P	126,3	14:36'45.957
8	22.646	36.480	25.370	39.559	2'04.055	204,5	14:38'47.806	8	22.676	36.236	25.114	35.335	1'59.361	200,7	14:38'45.318
9	22.595	35.656	24.824	34.130	1'57.205	197,8	14:40'45.011	9	22.079	35.793	24.858	34.352	1'57.082	208,9	14:40'42.400
10	22.101	35.915	26.084	34.397	1'58.497	206,5	14:42'43.508	10	26.183	37.931	24.964	34.725	2'03.803	207,3	14:42'46.203
11	22.914	36.500	25.105	35.119	1'59.638	207,7	14:44'43.146	11	22.190	35.869	24.934	35.000	1'57.993	205,3	14:44'44.196
12	22.327	35.954	24.911	34.519	1'57.711	206,5	14:46'40.857	12	22.229	36.171	24.818	35.186	1'58.404	209,3	14:46'42.600

2° 72 V. STEEMAN (1'56.682)								6° 26 M. GENNAI (1'57.125)							
Lap	Seg.1	Seg.2	Seg.3	Seg.4	Lap Time	km/h	Local Time	Lap	Seg.1	Seg.2	Seg.3	Seg.4	Lap Time	km/h	Local Time
1		37.079	26.781	34.985		69,1	14:18'04.381	1		37.217	26.332	34.826		45,7	14:18'02.735
2	22.539	35.705	24.649	34.371	1'57.264	201,9	14:20'01.645	2	23.239	35.885	24.831	34.253	1'58.208	190,8	14:20'00.943
3	22.244	35.516	24.786	34.136	1'56.682	206,9	14:21'58.327	3	22.432	35.621	24.545	34.527	1'57.125	194,9	14:21'58.068
4	22.290	36.155	25.516	39.133	2'03.094	197,8	14:24'01.421	4	22.850	35.906	25.350	36.420	2'00.526	194,9	14:23'58.594
5	22.368	36.086	24.954	37.658	2'01.066	203,4	14:26'02.487	5	22.801	35.892	24.786	34.201	1'57.680	195,3	14:25'56.274
6	22.727	36.572	25.653	54.719	2'19.671P	198,5	14:28'22.158	6	22.863	35.997	25.349	49.326	2'13.535P	196,7	14:28'09.809
7	6'21.291	44.063	26.111	49.615	8'21.080P	123,3	14:36'43.238	7	6'32.120	43.953	26.443	38.761	8'21.277P	117,6	14:36'31.086
8	22.255	36.324	24.866	35.469	1'58.914	207,7	14:38'42.152	8	26.989	39.101	25.020	34.603	2'05.713	188,5	14:38'36.799
9	22.390	36.357	24.924	38.434	2'02.105	202,2	14:40'44.257	9	22.699	35.835	24.987	34.791	1'58.312	197,1	14:40'35.111
10	22.132	36.061	24.659	34.995	1'57.847	208,1	14:42'42.104	10	22.961	36.296	25.105	34.698	1'59.060	194,6	14:42'34.171
11	23.220	39.859	25.841	36.040	2'04.960	200,7	14:44'47.064	11	26.404	39.451	26.715	35.362	2'07.932	184,9	14:44'42.103
12	22.149	35.811	24.536	34.630	1'57.126	209,3	14:46'44.190	12	23.274	36.251	24.960	34.653	1'59.138	196,0	14:46'41.241

3° 88 D. MOGEDA (1'56.762)								7° 46 S. DI SORA (1'57.144)							
Lap	Seg.1	Seg.2	Seg.3	Seg.4	Lap Time	km/h	Local Time	Lap	Seg.1	Seg.2	Seg.3	Seg.4	Lap Time	km/h	Local Time
1		38.401	24.835	36.146		124,7	14:17'37.706	1		37.959	25.059	34.706		83,1	14:18'13.317
2	21.890	35.950	24.412	34.510	1'56.762	206,9	14:19'34.468	2	22.690	36.014	24.763	34.221	1'57.688	195,3	14:20'11.005
3	22.313	36.097	24.596	34.576	1'57.582	208,1	14:21'32.050	3	22.528	35.792	24.582	34.242	1'57.144	196,0	14:22'08.149
4	25.318	38.998	24.594	34.914	2'03.824	204,9	14:23'35.874	4	22.514	35.758	24.917	34.372	1'57.561	200,4	14:23'05.710
5	22.435	36.132	24.962	45.330	2'08.859P	200,0	14:25'44.733	5	22.598	36.124	26.395	49.093	2'14.210P	196,4	14:26'19.920
6	6'46.671	55.565	25.610	46.556	8'54.402P	149,4	14:34'39.135	6	6'19.219	43.487	25.232	46.309	8'14.247P	137,2	14:34'34.167
7	22.803	38.947	25.689	38.578	2'06.017	201,1	14:36'45.152	7	22.981	37.227	25.352	36.599	2'02.159	196,0	14:36'36.326
8	22.356	35.965	25.377	40.144	2'03.842	211,4	14:38'48.994	8	22.723	36.352	25.018	48.163	2'12.256P	195,3	14:38'48.582
9	22.368	36.076	24.883	34.642	1'57.969	203,8	14:40'46.963	9	41.783	36.467	25.027	34.744	2'18.021P	147,3	14:41'06.603
10	22.165	36.134	24.812	34.894	1'58.005	210,1	14:42'44.968	10	22.753	36.077	28.982	34.676	2'02.488	195,3	14:43'09.091
11	22.506	35.914	24.859	35.088	1'58.367	206,5	14:44'43.335	11	22.857	35.964	24.682	34.541	1'58.044	194,9	14:45'07.135
12	22.490	35.947	24.981	34.904	1'58.322	211,8	14:46'41.657								

4° 2 A. CARRION (1'56.974)								8° 99 A. HUERTAS (1'57.208)							
Lap	Seg.1	Seg.2	Seg.3	Seg.4	Lap Time	km/h	Local Time	Lap	Seg.1	Seg.2	Seg.3	Seg.4	Lap Time	km/h	Local Time
1		37.528	25.395	36.058		129,3	14:17'40.724	1		36.698	25.048	34.992		150,2	14:17'25.885
2	22.500	35.941	24.833	34.936	1'58.210	206,9	14:19'38.934	2	22.892	36.128	24.973	34.719	1'58.712	194,2	14:19'24.597
3	22.055	35.714	24.658	34.547	1'56.974	205,7	14:21'35.908	3	22.679	35.857	24.755	34.738	1'58.029	192,9	14:21'22.626
4	22.621	38.695	25.115	34.760	2'01.191	210,9	14:23'37.099	4	22.796	38.338	25.408	46.501	2'13.043P	192,5	14:23'35.669
5	22.164	36.103	25.436	39.123	2'02.826	206,1	14:25'39.925	5	5'36.434	36.361	25.136	45.878	7'23.809P	147,9	14:30'59.478
6	22.461	36.179	25.221	52.642	2'16.503P	203,4	14:27'56.428	6	2'38.606	36.140	24.928	34.625	4'14.299P	147,7	14:35'13.777
7	4'53.175	38.292	25.581	44.374	6'41.422P	139,9	14:34'37.850	7	22.611	35.715	24.787	34.717	1'57.830	197,8	14:37'11.607
8	23.105	36.275	25.076	39.305	2'03.761	206,9	14:36'41.611	8	22.659	35.888	24.857	44.264	2'07.668	194,6	14:39'19.275
9	22.600	35.999	25.486	36.683	2'00.768	206,9	14:38'42.379	9	22.085	35.845	24.786	34.492	1'57.208	203,0	14:41'16.483
10	22.603	36.112	24.971	34.800	1'58.486	208,5	14:40'40.865	10	22.684	36.449	24.790	34.372	1'58.295	194,6	14:43'14.778
11	22.365	35.989	24.871	34.828	1'58.053	204,5	14:42'38.918	11	22.314	35.629	24.471	34.522	1'56.936C	200,0	14:45'11.714
12	25.766	40.331	25.480	36.780	2'08.357	195,7	14:44'47.275								
13	22.295	35.947	24.706	34.724	1'57.672	213,4	14:46'44.947								

9° 73 J. PEREZ GONZALEZ (1'57.261)							
Lap	Seg.1	Seg.2	Seg.3	Seg.4	Lap Time	km/h	Local Time
1		37.513	25.384	35.297		83,1	14:17'59.092
2	22.852	36.880	25.516	35.281	2'00.529	200,0	14:19'59.621

17/09/2021 P = Pits In/Out - C = Lap Time Cancelled

These data/results cannot be reproduced, stored and/or transmitted in whole or in part by any manner of electronic, mechanical, photocopying, recording, broadcasting or otherwise now known or herein after developed without the previous express consent by the copyright owner, except for reproduction in daily press and regular printed publications on sale to the public within 60 days of the event related to those data/results and always provided that copyright symbol appears together as follows below.

© DORNA WSBK ORGANIZATION Srl 2021



Official Fuel Supplier

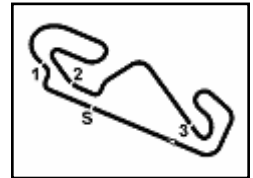


FKR PERUGIA TIMING

Official Tyre Supplier



Official Timekeeper



Hyundai N Catalunya Round, 17-19 September 2021

Chronological Analysis Free Practice 2nd Session

Circuit de Barcelona 4.657 m

2 / 6

Lap	Seg.1	Seg.2	Seg.3	Seg.4	Lap Time	km/h	Local Time
3	23.399	36.189	25.118	34.844	1'59.550	189,5	14:21'59.171
4	22.508	35.682	24.748	34.782	1'57.720	203,0	14:23'56.891
5	23.130	35.939	25.084	34.714	1'58.867	191,8	14:25'55.758
6	22.848	37.181	25.206	35.232	2'00.467	197,1	14:27'56.225
7	22.743	36.052	25.071	35.218	1'59.084	196,4	14:29'55.309
8	23.288	38.228	25.150	46.699	2'13.365P	190,5	14:32'08.674
9	42.718	37.079	25.323	43.832	2'28.952P	141,7	14:34'37.626
10	22.487	36.251	24.460	40.396	2'03.594	204,5	14:36'41.220
11	23.508	37.718	25.289	35.944	2'02.459	200,7	14:38'43.679
12	22.493	35.921	24.666	35.060	1'58.140	206,9	14:40'41.819
13	22.268	35.689	24.639	34.665	1'57.261	207,3	14:42'39.080
14	22.835	37.385	25.870	43.594	2'09.684	195,3	14:44'48.764
15	22.442	36.066	24.691	34.558	1'57.757	204,5	14:46'46.521

13° 58 I. IGLESIAS (1'57.424)							
Lap	Seg.1	Seg.2	Seg.3	Seg.4	Lap Time	km/h	Local Time
1		36.973	25.309	36.221	117,8	14:17'38.323	
2	22.377	35.995	24.790	34.690	1'57.852	203,0	14:19'36.175
3	22.516	35.977	24.640	34.410	1'57.543	205,7	14:21'33.718
4	22.264	35.872	24.684	47.870	2'10.690P	204,5	14:23'44.408
5	2'18.926	36.344	25.013	52.830	4'13.113P	135,2	14:27'57.521
6	4'34.405	51.538	25.363	47.917	6'39.223P	142,3	14:34'36.744
7	24.445	38.194	24.900	39.619	2'07.158	188,2	14:36'43.902
8	22.630	36.021	24.946	36.048	1'59.645	206,9	14:38'43.547
9	22.225	36.112	24.726	34.881	1'57.944	200,4	14:40'41.491
10	22.205	35.747	24.660	34.812	1'57.424	206,1	14:42'38.915
11	23.002	39.167	27.037	35.776	2'04.982	200,4	14:44'43.897
12	22.604	35.911	25.136	34.877	1'58.528	206,9	14:46'42.425

10° 87 T. KAWAKAMI (1'57.327)							
Lap	Seg.1	Seg.2	Seg.3	Seg.4	Lap Time	km/h	Local Time
1		36.739	25.163	36.403	122,2	14:17'38.932	
2	22.380	36.015	24.823	35.391	1'58.609	207,3	14:19'37.541
3	22.288	35.971	24.893	34.642	1'57.794	208,5	14:21'35.335
4	22.223	35.869	24.663	35.783	1'58.538	204,2	14:23'33.873
5	23.022	37.160	28.313	35.876	2'04.371	202,2	14:25'38.244
6	22.677	35.946	24.920	53.565	2'17.108P	197,4	14:27'55.352
7	7'00.317	39.033	25.246	45.182	8'49.778P	104,8	14:36'45.130
8	22.736	36.063	24.888	35.654	1'59.341	212,2	14:38'44.471
9	22.270	35.735	24.516	34.806	1'57.327	207,3	14:40'41.798
10	22.903	37.674	26.846	35.835	2'03.258	205,7	14:42'45.056
11	22.500	36.049	24.913	35.023	1'58.485	205,7	14:44'43.541
12	22.520	36.000	24.975	35.347	1'58.842	201,1	14:46'42.383

14° 1 J. BUIS (1'57.464)							
Lap	Seg.1	Seg.2	Seg.3	Seg.4	Lap Time	km/h	Local Time
1		37.092	25.273	35.170	122,9	14:17'35.526	
2	22.604	35.923	24.908	35.099	1'58.534	200,4	14:19'34.060
3	22.465	35.900	24.792	34.566	1'57.723	204,5	14:21'31.783
4	22.585	36.442	25.193	46.892	2'11.112P	199,3	14:23'42.895
5	9'11.841	36.420	25.356	40.579	10'54.196P	147,7	14:34'37.091
6	22.841	36.598	24.738	41.250	2'05.427	200,0	14:36'42.518
7	22.366	36.272	25.177	35.605	1'59.420	216,4	14:38'41.938
8	22.865	36.003	24.943	34.545	1'58.356	201,5	14:40'40.294
9	27.862	37.293	24.904	34.840	2'04.899	204,2	14:42'45.193
10	22.111	35.898	24.763	34.692	1'57.464	207,7	14:44'42.657
11	22.405	35.972	24.967	34.837	1'58.181	205,7	14:46'40.838

11° 11 A. CARRASCO (1'57.331)							
Lap	Seg.1	Seg.2	Seg.3	Seg.4	Lap Time	km/h	Local Time
1		37.604	25.431	40.900	129,2	14:17'27.640	
2	22.710	36.317	24.957	34.998	1'58.982	197,8	14:19'26.622
3	22.773	35.973	24.697	34.578	1'58.021	196,7	14:21'24.643
4	22.481	36.956	25.235	35.051	1'59.723	200,4	14:23'24.366
5	23.050	37.550	24.975	34.757	2'00.332	193,9	14:25'24.698
6	22.698	36.543	27.277	34.860	2'01.378	197,4	14:27'26.076
7	22.939	35.855	24.808	34.605	1'58.207	192,5	14:29'24.283
8	22.930	35.814	24.772	34.658	1'58.174	194,2	14:31'22.457
9	22.938	35.836	24.848	34.405	1'58.027	194,6	14:33'20.484
10	22.815	35.581	24.789	34.453	1'57.638	196,0	14:35'18.122
11	22.612	35.698	24.869	34.522	1'57.701C	196,0	14:37'15.823
12	22.761	35.537	24.680	40.009	2'02.987	195,3	14:39'18.810
13	22.945	35.744	24.616	34.811	1'58.116	195,3	14:41'16.926
14	22.363	35.787	24.768	34.413	1'57.331	202,6	14:43'14.257
15	22.633	35.699	24.617	35.311	1'58.260	195,7	14:45'12.517

15° 52 O. KONIG (1'57.467)							
Lap	Seg.1	Seg.2	Seg.3	Seg.4	Lap Time	km/h	Local Time
1		37.149	25.091	36.158	125,7	14:17'37.543	
2	22.322	35.983	25.616	34.848	1'58.769	205,7	14:19'36.312
3	22.416	36.228	24.640	35.288	1'58.572	208,9	14:21'34.884
4	22.296	35.956	24.589	35.416	1'58.257	205,3	14:23'33.141
5	22.807	36.699	25.702	40.452	2'05.660	207,3	14:25'38.801
6	22.567	36.244	25.342	39.650	2'03.803	203,4	14:27'42.604
7	22.699	36.117	24.813	34.847	1'58.476	203,8	14:29'41.080
8	23.074	36.593	25.247	46.912	2'11.826P	194,9	14:31'52.906
9	3'05.703	39.213	25.000	38.888	4'48.804P	124,4	14:36'41.710
10	22.619	36.242	25.258	38.942	2'03.061	201,1	14:38'44.771
11	22.292	35.961	24.829	34.385	1'57.467	210,1	14:40'42.238
12	22.530	36.030	24.752	34.493	1'57.805	212,6	14:42'40.043
13	22.353	36.311	26.186	40.367	2'05.217	203,8	14:44'45.260
14	22.274	35.949	24.675	35.045	1'57.943	207,3	14:46'43.203

12° 13 A. DIAZ CEBRIAN (1'57.418)							
Lap	Seg.1	Seg.2	Seg.3	Seg.4	Lap Time	km/h	Local Time
1		38.073	24.878	34.665	148,1	14:17'26.302	
2	22.894	36.165	25.036	34.605	1'58.700	195,7	14:19'25.002
3	22.778	36.536	24.662	34.898	1'58.874	197,8	14:21'23.876
4	23.046	36.946	24.914	47.340	2'12.246P	188,5	14:23'36.122
5	2'19.697	38.940	24.778	42.532	4'05.947P	100,6	14:27'42.069
6	22.793	36.393	27.156	49.526	2'15.868P	192,9	14:29'57.937
7	2'51.859	37.013	25.274	37.227	4'31.373P	140,6	14:34'29.310
8	23.205	39.137	26.861	38.342	2'07.545	190,8	14:36'36.855
9	22.391	36.247	24.899	34.795	1'58.332	202,6	14:38'35.187
10	23.004	35.941	25.712	37.082	2'01.739	190,8	14:40'36.926
11	22.651	35.659	24.618	34.490	1'57.418	196,0	14:42'34.344
12	22.992	37.519	26.455	40.276	2'07.242	193,5	14:44'41.586
13	22.688	36.467	25.966	34.821	1'59.942	203,0	14:46'41.528

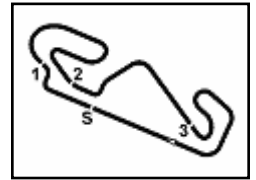
16° 15 A. COPPOLA (1'57.556)							
Lap	Seg.1	Seg.2	Seg.3	Seg.4	Lap Time	km/h	Local Time
1		38.826	26.706	34.971	43,4	14:18'03.428	
2	22.727	35.951	24.742	34.414	1'57.834	198,9	14:20'01.262
3	22.419	35.929	24.756	34.452	1'57.556	201,1	14:21'58.818
4	22.688	35.641	25.485	37.244	2'01.058	196,0	14:23'59.876
5	22.817	36.116	24.975	39.060	2'02.968	196,0	14:26'02.844
6	22.668	35.954	25.715	52.464	2'16.801P	199,6	14:28'19.645
7	6'24.157	44.079	25.992	51.624	8'25.852P	120,3	14:36'45.497
8	22.725	36.585	25.082	35.690	2'00.082	205,7	14:38'45.579
9	22.401	36.256	25.024	37.544	2'01.225	203,4	14:40'46.804
10	22.647	36.236	24.881	35.330	1'59.094	205,7	14:42'45.898
11	22.347	35.839	24.943	35.119	1'58.248	207,3	14:44'44.146
12	25.562	37.034	25.060	35.104	2'02.760	205,7	14:46'46.906

17/09/2021 P = Pits In/Out - C = Lap Time Cancelled

These data/results cannot be reproduced, stored and/or transmitted in whole or in part by any manner of electronic, mechanical, photocopying, recording, broadcasting or otherwise now known or herein after developed without the previous express consent by the copyright owner, except for reproduction in daily press and regular printed publications on sale to the public within 60 days of the event related to those data/results and always provided that copyright symbol appears together as follows below.

© DORNA WSBK ORGANIZATION Srl 2021





Hyundai N Catalunya Round, 17-19 September 2021

Chronological Analysis Free Practice 2nd Session

17° 61 Y. OKAYA (1'57.619)							
Lap	Seg.1	Seg.2	Seg.3	Seg.4	Lap Time	km/h	Local Time
1		36.980	25.145	36.563	116,9	14:17'38.762	
2	22.285	35.880	24.935	34.896	1'57.996	206,9	14:19'36.758
3	22.200	36.064	24.591	35.055	1'57.910	209,3	14:21'34.668
4	22.324	35.860	24.550	36.610	1'59.344	202,6	14:23'34.012
5	26.651	36.975	25.029	34.645	2'03.300	190,1	14:25'37.312
6	22.644	35.910	24.697	38.642	2'01.893	198,5	14:27'39.205
7	26.369	38.981	25.717	50.146	2'21.213P	198,2	14:30'00.418
8	4'45.153	45.708	27.091	42.194	6'40.146P	131,2	14:36'40.564
9	26.471	38.688	25.044	35.079	2'05.282	196,0	14:38'45.846
10	22.325	35.630	24.818	34.846	1'57.619	206,5	14:40'43.465
11	22.270	35.971	24.901	35.598	1'58.740	206,5	14:42'42.205
12	23.039	38.170	25.690	35.799	2'02.698	200,4	14:44'44.903
13	22.310	35.828	24.649	36.131	1'58.918	209,7	14:46'43.821

1						37.338	26.493	39.137	145,7	14:17'35.805	
2					22.533	35.971	25.127	34.732	1'58.363	202,2	14:19'34.168
3					22.424	36.196	24.659	35.041	1'58.320	201,5	14:21'32.488
4					22.432	36.088	25.255	36.569	2'00.344	201,9	14:23'32.832
5					22.372	36.264	24.604	34.575	1'57.815	202,2	14:25'30.647
6					27.771	39.566	25.157	52.811	2'25.305P	190,8	14:27'55.952
7					5'01.195	36.634	25.222	38.264	6'41.315P	150,0	14:25'40.267
8					22.733	36.847	24.965	40.134	2'04.679	201,9	14:36'41.946
9					22.770	36.155	25.207	35.247	1'59.379	207,7	14:38'41.325
10					23.079	36.603	25.109	34.696	1'59.487C	193,2	14:40'40.812
11					22.478	36.032	24.909	34.717	1'58.136	206,1	14:42'38.948
12					23.085	37.637	26.577	39.602	2'06.901	196,4	14:44'45.849
13					22.309	35.916	24.741	34.852	1'57.818	208,1	14:46'43.667

18° 20 D. LOUREIRO (1'57.638)							
Lap	Seg.1	Seg.2	Seg.3	Seg.4	Lap Time	km/h	Local Time
1		38.100	25.789	51.713	139,0	14:17'46.741	
2	7'54.385	49.180	26.295	44.423	9'54.283P	69,1	14:27'41.024
3	23.098	36.037	26.138	41.236	2'06.509	191,5	14:29'47.533
4	23.030	36.135	25.051	34.873	1'59.089	191,2	14:31'46.622
5	23.146	36.098	25.115	58.215	2'22.574P	191,5	14:34'09.196
6	46.729	39.758	25.217	43.898	2'35.602P	121,2	14:36'44.798
7	22.314	36.133	25.265	36.691	2'00.403C	201,9	14:38'45.201
8	22.379	36.257	25.127	35.118	1'58.881	204,5	14:40'44.082
9	22.492	36.190	24.646	35.044	1'58.372	203,8	14:42'42.454
10	25.479	37.819	25.577	36.256	2'05.131	198,9	14:44'47.585
11	22.269	35.922	24.648	34.799	1'57.638	205,7	14:46'45.223

22° 85 K. SABATUCCI (1'57.837)							
Lap	Seg.1	Seg.2	Seg.3	Seg.4	Lap Time	km/h	Local Time
1		36.998	25.329	36.635		127,4	14:17'40.158
2	22.684	36.199	24.937	34.750	1'58.570	198,9	14:19'38.728
3	22.414	35.918	24.841	34.664	1'57.837	203,0	14:21'36.565
4	22.448	35.989	24.771	34.830	1'58.038	201,5	14:23'34.603
5	22.478	36.173	27.320	39.967	2'05.938	199,3	14:25'40.541
6	22.447	36.267	25.010	52.834	2'16.558P	203,0	14:27'57.099
7	4'54.000	37.127	25.422	44.302	6'40.851P	141,4	14:34'37.950
8	22.763	36.262	24.816	40.846	2'04.687	203,8	14:36'42.637
9	22.513	36.327	25.098	36.714	2'00.652	213,4	14:38'43.289
10	22.454	36.031	24.679	35.249	1'58.413	202,6	14:40'41.702
11	22.189	36.126	24.680	35.256	1'58.251	210,9	14:42'39.953
12	22.618	37.695	26.357	38.840	2'05.510	203,4	14:44'45.463
13	22.255	36.236	24.609	35.026	1'58.126	208,9	14:46'43.589

19° 28 Y. RUIZ (1'57.663)							
Lap	Seg.1	Seg.2	Seg.3	Seg.4	Lap Time	km/h	Local Time
1		36.414	25.292	35.131	129,3	14:17'36.356	
2	22.448	35.781	24.970	34.552	1'57.751	207,3	14:19'34.107
3	22.256	36.313	24.672	34.689	1'57.930	204,5	14:21'32.037
4	22.530	36.860	24.992	36.274	2'00.656	203,8	14:23'32.693
5	22.677	35.865	24.850	34.582	1'57.974	202,6	14:25'30.667
6	26.992	40.550	25.156	54.839	2'27.537P	190,5	14:27'58.204
7	7'02.186	40.052	25.790	37.825	8'45.853P	133,2	14:36'44.057
8	21.922	36.227	24.867	34.892	1'57.908	209,3	14:38'41.965
9	22.663	36.638	25.034	40.096	2'04.431	198,9	14:40'46.396
10	22.371	35.790	25.244	34.727	1'58.132	199,3	14:42'44.528
11	22.566	35.878	24.730	34.489	1'57.663	198,5	14:44'42.191
12	22.450	36.197	25.303	36.055	2'00.005	198,9	14:46'42.196

23° 6 S. SANCHEZ TAMAYO (1'57.852)							
Lap	Seg.1	Seg.2	Seg.3	Seg.4	Lap Time	km/h	Local Time
1		41.610	26.182	36.072		109,8	14:17'30.321
2	23.521	37.108	25.654	35.114	2'01.397	191,2	14:19'31.718
3	22.987	36.517	25.126	35.271	1'59.901	193,9	14:21'31.619
4	24.483	36.223	25.043	36.655	2'02.404C	196,7	14:23'34.023
5	22.921	36.487	25.360	34.785	1'59.553	201,1	14:25'33.576
6	23.140	35.851	24.729	34.873	1'58.593	194,2	14:27'32.169
7	23.304	37.266	25.654	46.968	2'13.192P	195,3	14:29'45.361
8	3'09.812	36.454	25.243	40.208	4'51.717P	139,9	14:34'37.078
9	23.297	36.702	25.213	37.468	2'02.680	198,2	14:36'39.758
10	23.491	36.511	26.825	36.867	2'03.694	193,5	14:38'43.452
11	22.167	35.954	24.755	34.976	1'57.852	208,5	14:40'41.304
12	23.769	37.173	24.744	35.578	2'01.264	198,5	14:42'42.568

20° 82 L. LEHMANN (1'57.788)							
Lap	Seg.1	Seg.2	Seg.3	Seg.4	Lap Time	km/h	Local Time
1		37.341	25.344	36.109	140,1	14:17'32.635	
2	22.686	35.724	24.861	34.836	1'58.107	199,6	14:19'30.742
3	22.681	36.108	25.574	35.159	1'59.522	194,6	14:21'30.264
4	27.530	39.213	25.183	34.871	2'06.797	191,8	14:23'37.061
5	22.395	36.138	25.076	34.627	1'58.236	206,5	14:25'35.297
6	22.896	36.105	25.012	49.225	2'13.238P	196,7	14:27'48.535
7	6'17.417	36.996	25.825	35.131	7'55.369P	149,8	14:35'43.904
8	22.997	36.828	25.496	46.956	2'12.277P	195,3	14:37'56.181
9	1'17.307	36.260	24.866	34.985	2'53.418P	123,0	14:40'49.599
10	22.618	35.814	24.953	34.788	1'58.173	200,0	14:42'47.772
11	22.429	35.785	25.010	35.070	1'58.294	203,0	14:44'46.066
12	22.326	35.879	24.795	34.788	1'57.788	204,2	14:46'43.854

24° 43 H. KHOURI (1'57.876)							
Lap	Seg.1	Seg.2	Seg.3	Seg.4	Lap Time	km/h	Local Time
1		37.200	25.344	35.735		140,1	14:17'31.745
2	22.787	36.171	25.288	34.658	1'58.904	195,3	14:19'30.649
3	22.923	36.213	25.516	38.372	2'03.024	196,0	14:21'33.673
4	22.576	35.888	24.946	35.492	1'58.902	203,0	14:23'32.575
5	23.069	38.348	25.374	34.591	2'01.382	198,5	14:25'33.957
6	22.612	35.817	24.860	34.587	1'57.876	202,2	14:27'31.833
7	23.131	37.985	25.725	46.607	2'13.448P	190,8	14:29'45.281
8	8'56.648	43.694	29.015	37.064	10'46.421P	97,6	14:40'31.702
9	28.499	42.664	24.873	35.166	2'11.202	190,5	14:42'42.904
10	22.576	36.118	24.970	34.777	1'58.441	209,3	14:44'41.345
11	22.928	37.035	25.169	35.034	2'00.166	200,7	14:46'41.511

21° 80 G. MASTROLUCA (1'57.815)											
Lap	Seg.1	Seg.2	Seg.3	Seg.4	Lap Time	km/h	Local Time				
1						37.644	25.409	35.769	65,4	14:17'59.085	
2					22.765	36.501	25.542	35.915	2'00.723	197,1	14:19'59.808

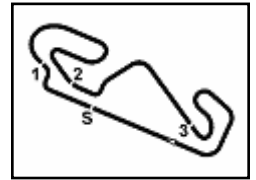
25° 25 D. BERTA VINALES (1'57.915)											
Lap	Seg.1	Seg.2	Seg.3	Seg.4	Lap Time	km/h	Local Time				
1						37.644	25.409	35.769	65,4	14:17'59.085	
2					22.765	36.501	25.542	35.915	2'00.723	197,1	14:19'59.808

17/09/2021 P = Pits In/Out - C = Lap Time Cancelled

These data/results cannot be reproduced, stored and/or transmitted in whole or in part by any manner of electronic, mechanical, photocopying, recording, broadcasting or otherwise now known or herein after developed without the previous express consent by the copyright owner, except for reproduction in daily press and regular printed publications on sale to the public within 60 days of the event related to those data/results and always provided that copyright symbol appears together as follows below.

© DORNA WSBK ORGANIZATION Srl 2021





Hyundai N Catalunya Round, 17-19 September 2021

Chronological Analysis Free Practice 2nd Session

Circuit de Barcelona 4.657 m

4 / 6

3	22.801	35.842	24.910	34.718	1'58.271	193,5	14:21'58.079	9	23.277	36.456	25.473	37.550	2'02.756	199,6	14:38'44.105
4	22.968	35.921	25.970	35.557	2'00.416	194,6	14:23'58.495	10	22.487	36.242	25.129	34.849	1'58.707	203,4	14:40'42.812
5	22.808	36.440	24.602	34.128	1'57.978	195,7	14:25'56.473	11	22.584	35.931	24.981	34.737	1'58.233	204,5	14:42'41.045
6	22.365	35.894	24.852	34.804	1'57.915	202,2	14:27'54.388	12	22.857	36.776	26.558	39.521	2'05.712	197,1	14:44'46.757
7	24.909	36.505	24.763	35.511	2'01.688	192,9	14:29'56.076	13	22.685	35.910	24.840	34.962	1'58.397	203,0	14:46'45.154
8	22.795	36.612	24.899	48.091	2'12.397P	197,8	14:32'08.473								
9	2'37.619	42.774	25.809	46.881	4'33.083P	146,9	14:36'41.556								
10	22.903	36.208	25.378	40.781	2'05.270	202,6	14:38'46.826								
11	22.484	36.072	25.040	34.355	1'57.951	202,6	14:40'44.777								
12	22.254	36.269	27.301	36.354	2'02.178	206,9	14:42'46.955								
13	22.339	35.935	25.324	35.441	1'59.039	206,1	14:44'45.994								
14	22.015	36.117	24.907	35.295	1'58.334C	208,5	14:46'44.328								

26° 69 T. BOOTH-AMOS (1'57.950)							
Lap	Seg.1	Seg.2	Seg.3	Seg.4	Lap Time	km/h	Local Time
1		36.474	25.070	34.786		140,3	14:18'21.611
2	22.960	36.255	25.279	34.481	1'58.975	193,2	14:20'20.586
3	22.811	36.042	24.847	34.488	1'58.188	193,9	14:22'18.774
4	22.760	35.890	24.960	34.340	1'57.950	194,2	14:24'16.724
5	22.801	36.112	24.903	45.054	2'08.870P	193,9	14:26'25.594
6	5'37.865	36.192	24.924	34.969	7'13.950P	146,9	14:33'39.544
7	22.958	4'03.434	31.438	49.182	5'47.012P	193,9	14:39'26.556

30° 94 F. LLAMBIAS (1'58.203)							
Lap	Seg.1	Seg.2	Seg.3	Seg.4	Lap Time	km/h	Local Time
1		39.381	26.753	36.448		123,9	14:17'37.460
2	22.625	36.439	25.413	35.595	2'00.072	206,5	14:19'37.532
3	22.764	36.665	25.230	35.374	2'00.033	202,2	14:21'37.565
4	22.939	36.664	25.160	35.584	2'00.347	197,1	14:23'37.912
5	22.876	36.771	25.358	35.210	2'00.215	197,1	14:25'38.127
6	22.982	36.676	25.263	36.308	2'21.229P	199,3	14:27'59.356
7	5'00.721	39.013	26.203	36.160	6'42.097P	124,1	14:34'41.453
8	23.183	37.571	25.250	37.057	2'03.061	194,6	14:36'44.514
9	22.795	36.336	25.150	35.526	1'59.807	201,1	14:38'44.321
10	22.534	36.201	25.508	34.863	1'59.106	204,2	14:40'43.427
11	22.841	36.664	24.901	35.113	1'59.519	204,2	14:42'42.946
12	22.763	37.477	25.392	35.497	2'01.129	207,7	14:44'44.075
13	22.225	35.986	24.983	35.009	1'58.203	210,1	14:46'42.278

27° 41 M. GARCIA (1'57.968)							
Lap	Seg.1	Seg.2	Seg.3	Seg.4	Lap Time	km/h	Local Time
1		37.474	25.857	34.946		144,4	14:17'28.943
2	22.989	36.136	25.096	34.639	1'58.860	193,9	14:19'27.803
3	22.843	35.880	24.842	34.403	1'57.968	192,9	14:21'25.771
4	22.817	35.884	25.158	35.083	1'58.942	194,2	14:23'24.713
5	22.863	37.891	28.340	37.247	2'06.341	202,6	14:25'31.054
6	22.704	36.445	25.694	42.311	2'07.154	198,5	14:27'38.208
7	22.870	38.327	27.934	48.392	2'17.523P	195,7	14:29'55.731
8	7'10.597	39.254	24.838	38.052	8'52.741P	84,0	14:38'48.472
9	22.661	36.128	25.144	34.855	1'58.788	200,0	14:40'47.260
10	22.326	36.228	24.893	34.995	1'58.442	206,9	14:42'45.702
11	22.344	36.089	25.125	35.341	1'58.899	206,9	14:44'44.601
12	22.468	36.247	24.860	35.856	1'59.431	206,9	14:46'44.032

31° 17 K. MEUFFELS (1'58.258)							
Lap	Seg.1	Seg.2	Seg.3	Seg.4	Lap Time	km/h	Local Time
1		37.099	25.270	35.323		124,9	14:17'36.165
2	22.385	35.933	25.103	34.837	1'58.258	208,1	14:19'34.423
3	22.521	36.136	24.813	35.001	1'58.471	205,7	14:21'32.894
4	22.299	36.020	25.184	48.463	2'11.966P	209,3	14:23'44.860
5	2'11.596	38.701	24.995	37.608	3'52.900P	112,9	14:27'37.760
6	23.078	36.324	25.188	46.249	2'10.839P	193,2	14:29'48.599

28° 77 R. BIJMAN (1'58.083)							
Lap	Seg.1	Seg.2	Seg.3	Seg.4	Lap Time	km/h	Local Time
1		39.123	25.203	35.341		120,9	14:17'36.291
2	22.641	36.188	24.743	34.755	1'58.327	205,3	14:19'34.618
3	22.709	36.009	24.808	34.907	1'58.433	206,1	14:21'33.051
4	22.471	36.022	24.948	49.852	2'13.293P	206,1	14:23'46.344
5	2'13.247	40.569	25.134	54.084	4'13.034P	137,4	14:27'59.378
6	5'00.589	39.022	26.158	36.167	6'41.936P	128,6	14:34'41.314
7	22.838	37.238	25.108	37.469	2'02.653	193,9	14:36'43.967
8	22.723	36.388	25.400	35.392	1'59.903	199,6	14:38'43.870
9	22.406	35.964	24.776	34.937	1'58.083	205,7	14:40'41.953
10	22.660	38.572	26.485	35.657	2'03.374	203,4	14:42'45.327
11	22.416	35.989	25.237	35.254	1'58.896	204,2	14:44'44.223
12	22.417	36.166	24.854	35.356	1'58.793	205,3	14:46'43.016

32° 59 A. ZANCA (1'58.341)							
Lap	Seg.1	Seg.2	Seg.3	Seg.4	Lap Time	km/h	Local Time
1		39.269	27.428	37.629		133,0	14:17'37.505
2	22.832	36.464	25.115	35.241	1'59.652	202,2	14:19'37.157
3	22.476	36.075	25.119	34.671	1'58.341	205,7	14:21'35.498
4	22.412	36.227	24.924	34.944	1'58.507	208,1	14:23'34.005
5	22.569	37.423	25.598	39.676	2'05.266	204,9	14:25'39.271
6	22.838	37.088	25.118	53.331	2'18.375P	201,9	14:27'57.646
7	4'28.772	53.378	27.865	49.311	6'39.326P	141,5	14:34'36.972
8	24.097	36.652	24.961	39.618	2'05.328	196,0	14:36'42.300
9	22.834	36.949	25.035	36.056	2'00.874	210,5	14:38'43.174
10	23.047	36.783	25.009	34.852	1'59.691	199,6	14:40'42.865
11	22.461	36.292	24.902	35.587	1'59.242	208,9	14:42'42.107
12	24.178	38.660	25.740	37.715	2'06.293	198,2	14:44'48.400
13	24.222	41.334	27.090	50.097	2'22.743P	200,0	14:47'11.143

29° 93 M. GAGGI (1'58.140)							
Lap	Seg.1	Seg.2	Seg.3	Seg.4	Lap Time	km/h	Local Time
1		38.314	25.602	35.711		84,8	14:17'58.896
2	23.304	36.637	25.426	35.492	2'00.859	197,4	14:19'59.755
3	23.027	36.228	25.368	35.010	1'59.633	194,9	14:21'59.388
4	22.526	35.830	24.985	34.799	1'58.140	206,9	14:23'57.528
5	22.937	36.153	25.072	34.569	1'58.731	194,6	14:25'56.259
6	23.043	36.010	25.279	35.428	1'59.760	197,8	14:27'56.019
7	23.132	36.083	24.934	46.573	2'10.722P	193,5	14:30'06.741
8	4'40.960	41.908	26.064	45.676	6'34.608P	138,8	14:36'41.349

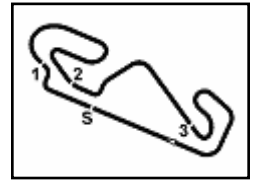
33° 19 V. RODRIGUEZ NUNEZ (1'58.402)							
Lap	Seg.1	Seg.2	Seg.3	Seg.4	Lap Time	km/h	Local Time
1		36.960	25.795	35.300		70,0	14:17'59.495
2	22.532	36.290	25.405	38.785	2'03.012	206,5	14:20'02.507
3	22.673	36.116	25.196	34.976	1'58.961	198,9	14:22'01.468
4	22.604	36.565	25.152	35.127	1'59.448	194,9	14:24'00.916
5	22.727	36.139	24.757	34.779	1'58.402	198,2	14:25'59.318
6	23.400	37.679	26.266	47.326	2'14.671P	194,9	14:28'13.989
7	6'30.056	44.011	25.801	42.284	8'22.152P	126,9	14:36'36.141
8	23.643	36.021	24.976	35.205	1'59.845	189,1	14:38'35.986
9	22.804	36.265	25.044	35.075	1'59.188	198,5	14:40'35.174
10	23.149	36.250	25.001	34.743	1'59.143	194,9	14:42'34.317
11	23.207	36.622	25.895	40.418	2'06.142	193,2	14:44'40.459
12	23.708	37.156	25.386	35.234	2'01.484	189,5	14:46'41.943

17/09/2021 P = Pits In/Out - C = Lap Time Cancelled

These data/results cannot be reproduced, stored and/or transmitted in whole or in part by any manner of electronic, mechanical, photocopying, recording, broadcasting or otherwise now known or herein after developed without the previous express consent by the copyright owner, except for reproduction in daily press and regular printed publications on sale to the public within 60 days of the event related to those data/results and always provided that copyright symbol appears together as follows below.

© DORNA WSBK ORGANIZATION Srl 2021





Hyundai N Catalunya Round, 17-19 September 2021

Chronological Analysis Free Practice 2nd Session

34° 7 J. GIMBERT (1'58.536)							
Lap	Seg.1	Seg.2	Seg.3	Seg.4	Lap Time	km/h	Local Time
1		41.537	25.329	35.112		84,9	14:17'26.537
2	22.568	36.171	24.942	34.855	1'58.536	199,3	14:19'25.073
3	22.582	36.136	25.023	34.916	1'58.657	197,1	14:21'23.730
4	23.134	36.184	26.006	35.733	2'01.057	190,5	14:23'24.787
5	22.562	36.236	25.298	34.958	1'59.054	201,1	14:25'23.841
6	23.389	36.404	25.220	45.922	2'10.935P	189,5	14:27'34.776
7	7'07.887	44.147	26.157	43.539	9'01.730P	149,6	14:36'36.506
8	22.672	36.435	24.933	35.595	1'59.635	198,9	14:38'36.141
9	22.746	36.311	25.184	39.477	2'03.718	199,3	14:40'39.859
10	23.071	37.453	25.048	37.771	2'03.343	194,6	14:42'43.202
11	22.626	36.636	25.253	35.257	1'59.772	211,4	14:44'42.974
12	22.327	36.476	25.199	36.845	2'00.847	209,3	14:46'43.821

4	2'32.660	36.653	25.199	35.043	4'09.555P	145,6	14:26'01.505
5	2'35.157	36.256	25.987	48.762	2'14.162P	193,2	14:28'15.667
6	2'52.710	55.039	26.997	35.538	4'50.284P	125,3	14:33'05.951
7	23.455	36.509	26.637	39.724	2'06.325	189,8	14:35'12.276
8	23.215	36.288	25.249	35.084	1'59.836	190,5	14:37'12.112
9	22.847	36.211	25.087	42.838	2'06.983	195,7	14:39'19.095
10	22.820	36.010	26.786	36.149	2'01.765	202,6	14:41'20.860
11	23.063	36.125	25.151	35.021	1'59.360	192,2	14:43'20.220
12	23.271	36.543	25.585	49.041	2'14.440P	190,8	14:45'34.660

35° 55 A. FRAPPOLA (1'58.856)							
Lap	Seg.1	Seg.2	Seg.3	Seg.4	Lap Time	km/h	Local Time
1		37.684	25.661	36.405		136,9	14:17'33.035
2	23.031	36.433	25.286	34.961	1'59.711	204,2	14:19'32.746
3	23.316	37.096	24.978	34.856	2'00.246	192,9	14:21'32.992
4	22.407	36.289	25.051	35.109	1'58.856	205,3	14:23'31.848
5	23.517	36.452	25.426	35.039	2'00.434	188,5	14:25'32.282
6	23.246	36.590	25.162	46.663	2'11.661P	193,2	14:27'43.943
7	5'04.899	37.246	26.188	41.699	6'50.032P	127,2	14:34'33.975
8	23.517	37.396	25.146	36.426	2'02.485	192,5	14:36'36.460
9	23.064	36.460	25.036	35.076	1'59.636	196,7	14:38'36.096
10	22.986	36.476	24.984	34.681	1'59.127	200,0	14:40'35.223
11	23.221	36.355	25.053	34.592	1'59.221	192,2	14:42'34.444
12	22.855	36.916	25.989	40.644	2'06.404	193,9	14:44'40.848
13	23.179	36.591	25.606	34.995	2'00.371	194,2	14:46'41.219

39° 97 F. PALAZZI (1'59.506)							
Lap	Seg.1	Seg.2	Seg.3	Seg.4	Lap Time	km/h	Local Time
1			37.522	25.755	39.030	146,7	14:17'35.586
2	23.152	36.765	25.539	35.177	2'00.633	199,3	14:19'36.219
3	22.928	36.987	25.303	35.110	2'00.328	203,8	14:21'36.547
4	22.818	36.353	25.217	35.352	1'59.740	200,0	14:23'36.287
5	22.942	41.490	27.919	54.969	2'27.320P	202,2	14:26'03.607
6	6'54.272	36.726	25.460	37.728	8'34.186P	149,0	14:34'37.793
7	23.502	36.926	25.395	39.446	2'05.269	205,7	14:36'43.062
8	22.802	37.139	25.489	40.482	2'05.912	204,2	14:38'48.974
9	22.785	36.403	25.260	35.058	1'59.506	204,9	14:40'48.480
10	22.781	36.422	25.396	35.109	1'59.708	199,6	14:42'48.188
11	22.605	36.284	25.397	57.247	2'21.533P	202,6	14:45'09.721

36° 45 L. DE VLEESCHAUWER (1'58.912)							
Lap	Seg.1	Seg.2	Seg.3	Seg.4	Lap Time	km/h	Local Time
1		37.550	26.065	37.323		140,8	14:17'32.988
2	22.892	36.595	25.453	35.175	2'00.115	202,2	14:19'33.103
3	22.809	36.983	24.900	34.993	1'59.685	201,1	14:21'32.788
4	22.967	36.283	25.202	35.901	2'00.353	205,7	14:23'33.141
5	22.926	36.236	24.929	46.141	2'10.232P	198,5	14:25'43.373
6	7'14.753	38.283	26.837	38.587	8'58.460P	150,4	14:34'41.833
7	22.995	36.932	25.140	37.993	2'03.060	201,9	14:36'44.893
8	22.800	36.327	24.923	35.752	1'59.802	201,5	14:38'44.695
9	22.495	36.253	25.240	34.924	1'58.912	209,3	14:40'43.607
10	22.302	36.595	24.860	35.381	1'59.138	206,9	14:42'42.745
11	22.841	36.727	25.103	35.242	1'59.913	207,7	14:44'42.658
12	23.031	36.577	24.988	35.757	2'00.353	203,8	14:46'43.011

40° 23 S. MARKARIAN (1'59.629)							
Lap	Seg.1	Seg.2	Seg.3	Seg.4	Lap Time	km/h	Local Time
1			36.994	25.487	35.653	114,3	14:18'06.856
2	23.107	36.674	25.318	35.349	2'00.448	194,2	14:20'07.304
3	23.112	36.454	25.244	35.310	2'00.120	191,5	14:22'07.424
4	23.216	36.259	25.097	35.057	1'59.629	191,5	14:24'07.053
5	22.854	36.559	25.364	35.337	2'00.114	194,6	14:26'07.167
6	23.179	36.674	25.291	50.861	2'16.005P	192,9	14:28'23.172
7	5'37.342	40.961	25.854	35.705	7'19.862P	146,1	14:35'43.034
8	23.516	36.984	25.578	36.314	2'02.392	190,1	14:37'45.426
9	23.472	36.878	25.412	47.066	2'12.828P	190,8	14:39'58.254

37° 53 P. SVOBODA (1'58.976)							
Lap	Seg.1	Seg.2	Seg.3	Seg.4	Lap Time	km/h	Local Time
1		38.176	25.329	35.623		117,6	14:17'36.781
2	22.474	36.429	25.364	34.709	1'58.976	201,5	14:19'35.757
3	22.873	36.631	24.664	35.318	1'59.486	197,1	14:21'35.243
4	22.962	36.303	25.369	34.771	1'59.405	204,9	14:23'34.648
5	22.633	36.441	28.066	38.622	2'05.762	200,0	14:25'40.410
6	22.860	36.412	25.075	49.484	2'13.831P	204,9	14:27'54.241
7	9'20.316	38.049	26.245	35.622	11'00.232P	103,9	14:38'54.473
8	23.759	39.552	27.071	52.134	2'22.516P	192,2	14:41'16.989

41° 22 J. ROMERO (2'00.484)							
Lap	Seg.1	Seg.2	Seg.3	Seg.4	Lap Time	km/h	Local Time
1			38.504	26.078	36.577	126,8	14:17'32.606
2	23.111	37.148	25.617	35.530	2'01.406	201,9	14:19'34.012
3	23.211	36.784	25.400	35.802	2'01.197	202,2	14:21'35.209
4	23.226	36.715	25.471	35.512	2'00.924	203,0	14:23'36.133
5	22.834	36.924	25.521	35.744	2'01.023	202,2	14:25'37.156
6	23.415	36.914	25.295	35.716	2'01.340	197,1	14:27'38.496
7	23.105	36.837	25.606	35.791	2'01.339	197,8	14:29'39.835
8	24.128	37.401	25.892	48.752	2'16.173P	185,2	14:31'56.008
9	46.004	42.822	25.658	51.377	2'45.861P	117,8	14:34'41.869
10	23.383	37.034	25.322	37.639	2'03.378	201,1	14:36'45.247
11	22.822	36.562	25.222	35.961	2'00.567	206,9	14:38'45.814
12	22.810	36.705	25.526	35.550	2'00.591	203,8	14:40'46.405
13	22.981	36.816	25.229	35.458	2'00.484	202,2	14:42'46.889
14	22.814	36.546	25.199	36.938	2'01.497	206,9	14:44'48.386
15	23.239	36.616	25.264	35.558	2'00.677	196,4	14:46'49.063

38° 35 Y. SAIZ MARQUEZ (1'59.360)							
Lap	Seg.1	Seg.2	Seg.3	Seg.4	Lap Time	km/h	Local Time
1		36.969	25.386	36.430		130,0	14:17'40.335
2	22.719	36.879	25.839	35.087	2'00.524	201,9	14:19'40.859
3	23.080	36.384	25.370	46.257	2'11.091P	194,9	14:21'51.950

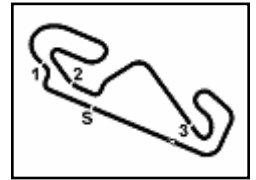
42° 18 I. OFFER (2'00.678)							
Lap	Seg.1	Seg.2	Seg.3	Seg.4	Lap Time	km/h	Local Time
1		43.678	26.465	37.877		130,9	14:17'33.513
2	23.307	37.254	26.954	36.291	2'03.806	196,0	14:19'37.319
3	22.936	37.489	25.742	36.321	2'02.488	203,8	14:21'39.807
4	23.505	37.814	27.313	37.003	2'05.635	190,8	14:23'45.442
5	23.692	37.287	25.868	35.862	2'02.709	187,2	14:25'48.151
6	28.444	45.906	28.244	53.838	2'36.432P	185,6	14:28'24.583
7	4'02.196	53.106	28.239	41.734	6'05.275P	106,9	14:34'29.858

17/09/2021 P = Pits In/Out - C = Lap Time Cancelled

These data/results cannot be reproduced, stored and/or transmitted in whole or in part by any manner of electronic, mechanical, photocopying, recording, broadcasting or otherwise now known or herein after developed without the previous express consent by the copyright owner, except for reproduction in daily press and regular printed publications on sale to the public within 60 days of the event related to those data/results and always provided that copyright symbol appears together as follows below.

© DORNA WSBK ORGANIZATION Srl 2021





Hyundai N Catalunya Round, 17-19 September 2021 Chronological Analysis Free Practice 2nd Session

8	23.643	38.378	27.080	46.971	2'16.072	191,2	14:36'45.930
9	23.329	37.184	25.577	37.262	2'03.352	197,4	14:38'49.282
10	23.018	36.530	25.490	35.640	2'00.678	202,6	14:40'49.960
11	22.849	36.713	25.586	35.713	2'00.861	200,0	14:42'50.821
12	23.220	36.987	25.753	35.816	2'01.776	192,9	14:44'52.597
13	23.412	36.857	25.449	35.478	2'01.196	190,8	14:46'53.793

43° 70 M. DUARTE (2'03.146)							
Lap	Seg.1	Seg.2	Seg.3	Seg.4	Lap Time	km/h	Local Time
1		42.238	26.190	43.263		141,0	14:17'38.856
2	22.992	37.925	26.102	36.127	2'03.146	204,9	14:19'42.002
3	23.449	37.512	25.973	36.376	2'03.310	194,6	14:21'45.312
4	23.727	37.732	26.699	36.499	2'04.657	190,5	14:23'49.969
5	23.953	38.016	26.285	50.403	2'18.657P	188,8	14:26'08.626
6	47.162	43.549	28.007	38.300	2'37.018P	108,4	14:28'45.644
7	24.504	38.677	26.356	49.245	2'18.782P	187,2	14:31'04.426
8	4'02.846	38.539	26.231	36.343	5'43.959P	93,2	14:36'48.385
9	23.755	37.915	26.197	36.131	2'03.998	193,5	14:38'52.383
10	23.577	37.667	26.089	35.904	2'03.237	193,2	14:40'55.620
11	23.527	37.607	26.041	36.183	2'03.358	191,8	14:42'58.978
12	23.700	37.903	26.207	36.184	2'03.994	190,5	14:45'02.972

17/09/2021 P = Pits In/Out - C = Lap Time Cancelled

These data/results cannot be reproduced, stored and/or transmitted in whole or in part by any manner of electronic, mechanical, photocopying, recording, broadcasting or otherwise now known or herein after developed without the previous express consent by the copyright owner, except for reproduction in daily press and regular printed publications on sale to the public within 60 days of the event related to those data/results and always provided that copyright symbol appears together as follows below.

© DORNA WSBK ORGANIZATION Srl 2021

