

Donington Park 4.023 m

1 / 2

Prosecco DOC UK Round, 2-4 July 2021

Results Race 1

Laps 23 = 92,529 Km - Time of Race 34'36.377 - Avg. 160,426 km/h

Pos	Grid	No.	Rider	Nat	Team	Bike	Class	LL	Gap	Rel.	Fastest Lap	Speed	Qualifying	Speed	
1	13	54	T. RAZGATLIOGLU	TUR	Pata Yamaha with BRIXX WorldSBK	Yamaha YZF R1		23			1'28.571	267,5	1'42.840	254,3	
2	1	1	J. REA	GBR	Kawasaki Racing Team WorldSBK	Kawasaki ZX-10RR		23	2.419	2.419	1'28.670	268,9	1'40.101	256,7	
3	4	22	A. LOWES	GBR	Kawasaki Racing Team WorldSBK	Kawasaki ZX-10RR		23	12.261	9.842	1'28.623	269,6	1'41.351	259,2	
4	3	66	T. SYKES	GBR	BMW Motorrad WorldSBK Team	BMW M 1000 RR		23	14.625	2.364	1'29.038	269,6	1'40.763	257,3	
5	2	60	M. VAN DER MARK	NED	BMW Motorrad WorldSBK Team	BMW M 1000 RR		23	16.447	1.822	1'29.215	270,2	1'40.626	254,9	
6	7	91	L. HASLAM	GBR	Team HRC	Honda CBR1000 RR-R		23	17.028	0.581	1'29.158	271,6	1'42.206	253,7	
7	5	31	G. GERLOFF	USA	GRT Yamaha WorldSBK Team	Yamaha YZF R1	IND	23	33.345	16.317	1'28.950	268,9	1'41.393	256,1	
8	16	19	A. BAUTISTA	ESP	Team HRC	Honda CBR1000 RR-R		23	37.385	4.040	1'29.929	270,9	1'43.625	244,5	
9	10	44	L. MAHIAS	FRA	Kawasaki Puccetti Racing	Kawasaki ZX-10RR	IND	23	43.566	6.181	1'30.154	259,8	1'42.658	247,9	
10	12	47	A. BASSANI	ITA	Motocorsa Racing	Ducati Panigale V4 R	IND	23	43.836	0.270	1'30.210	271,6	1'42.801	253,1	
11	9	7	C. DAVIES	GBR	Team GoEleven	Ducati Panigale V4 R	IND	23	48.102	4.266	1'29.796	272,3	1'42.630	259,8	
12	8	21	M. RINALDI	ITA	Aruba.it Racing - Ducati	Ducati Panigale V4 R		23	56.538	8.436	1'29.665	273,7	1'42.587	258,6	
13	15	50	E. LAVERTY	IRL	RC Squadra Corse	BMW M 1000 RR	IND	23	59.392	2.854	1'30.231	270,2	1'43.345	253,7	
14	14	12	L. MOSSEY	GBR	OUTDO TPR Team Pedercini Racing	Kawasaki ZX-10RR	IND	23	1'01.922	2.530	1'30.472	263,6	1'43.212	249,0	
15	17	32	I. VINALES	ESP	Orelac Racing VerdNatura	Kawasaki ZX-10RR	IND	23	1'22.275	20.353	1'30.991	267,5	1'44.630	249,0	
16	21	84	L. CRESSON	BEL	OUTDO TPR Team Pedercini Racing	Kawasaki ZX-10RR	IND	22	1 Lap	1 Lap	1'31.422	260,4	1'46.775	247,3	
-----Not Classified-----															
RET	20	94	J. FOLGER	GER	Bonovo MGM Racing	BMW M 1000 RR	IND	21	2 Laps		1'31.787	257,9	1'46.660	245,0	
RET	18	53	T. RABAT	ESP	Barni Racing Team	Ducati Panigale V4 R	IND	13	10 Laps		1'32.061	267,5	1'44.703	256,7	
RET	11	55	A. LOCATELLI	ITA	Pata Yamaha with BRIXX WorldSBK	Yamaha YZF R1		6	17 Laps		1'32.810	266,2	1'42.683	255,5	
RET	6	45	S. REDDING	GBR	Aruba.it Racing - Ducati	Ducati Panigale V4 R		1	22 Laps			263,6	1'42.067	251,9	
RET	19	23	C. PONSSON	FRA	Alstare Yamaha	Yamaha YZF R1	IND	1	22 Laps			253,7	1'46.568	250,7	

AIR	Humidity:	80%	Temp:	19°C
TRACK	Condition:	Wet	Temp:	26°C

Records	Pole (SP2)	2017	T.Sykes	1'26.641	167,16 Km/h
	Race (SPRC)	2019	J.Rea	1'27.166	166,15 Km/h
	All Times (SP2)	2017	T.Sykes	1'26.641	167,16 Km/h
Race Fastest Lap		Lap 14	T.Razgatlouglu	1'28.571	163,52 Km/h

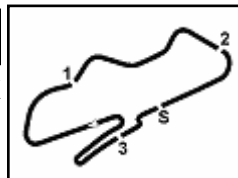
LAP LEADERS					
No.	Rider	From	To	Laps	Total
1	J. REA	1	1	1	1
54	T. RAZGATLIOGLU	2	23	22	22

TOTAL LEADER LAPS		
No.	Rider	Laps
45	S. REDDING	50
54	T. RAZGATLIOGLU	47
1	J. REA	45
21	M. RINALDI	31

Start 03/07/2021 14:00 End 14:36 The results are provisional until the end of the time limit for protests and appeals and the completion of the technical checks.

These data/results cannot be reproduced, stored and/or transmitted in whole or in part by any manner of electronic, mechanical, photocopying, recording, broadcasting or otherwise now known or herein after developed without the previous express consent by the copyright owner, except for reproduction in daily press and regular printed publications on sale to the public within 60 days of the event related to those data/results and always provided that copyright symbol appears together as follows below.

© DORNA WSBK ORGANIZATION Srl 2021


Prosecco DOC UK Round, 2-4 July 2021
Results Race 1
Race Highlights

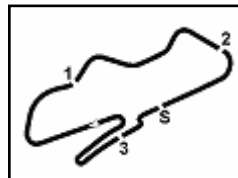
Time	No. Rider	Description
13.48.15		WET RACE
13.57.52		Warm-up Lap Start
14.00.25		Start
14.02.37	45 Redding	Crashed - Turn 4
14.02.44	23 Ponsson	Crashed - Turn 4
14.03.20		No Jump Start
14.03.32	23 Ponsson	Not Actively Competing
14.03.36	45 Redding	Not Actively Competing
14.04.11	1 Rea	On the Gravel - Re-Joined - Turn 4
14.10.51	55 Locatelli	Crashed - Turn 3
14.11.07	55 Locatelli	Not Actively Competing
14.20.18	53 Rabat	Technical Problem
14.21.28	53 Rabat	Entered Pits
14.23.09		2/3 of Race Distance Completed
14.23.45	53 Rabat	Retired
14.24.50	31 Gerloff	Crashed - Turn 12
14.25.01	31 Gerloff	Re-joined
14.30.05	84 Cresson	On the Gravel - Re-Joined - Turn 10
14.32.29	94 Folger	On the Gravel - Re-Joined - Turn 12
14.34.05	94 Folger	On the Gravel - Re-Joined - Turn 11
14.34.18	94 Folger	Entered Pits
14.34.51	94 Folger	Retired
14.36.46		End Of Session

Start End The results are provisional until the end of the time limit for protests and appeals
 03/07/2021 14:00 14:36 and the completion of the technical checks.

These data/results cannot be reproduced, stored and/or transmitted in whole or in part by any manner of electronic, mechanical, photocopying, recording, broadcasting or otherwise now known or herein after developed without the previous express consent by the copyright owner, except for reproduction in daily press and regular printed publications on sale to the public within 60 days of the event related to those data/results and always provided that copyright symbol appears together as follows below.

© DORNA WSBK ORGANIZATION Srl 2021





Donington Park 4.023 m

Prosecco DOC UK Round, 2-4 July 2021
Championship Standings

1 / 2

Points	Points From First	Points From Previous	May 23		May 30		June 13		July 4		July 25		August 8		August 22		September 5		September 19		September 26		October 3		October 16		November 14	
			ARAGON	ESTORIL	MISANO	DONINGTON	ASSEN	MOST	NAVARRA	MAGNY-COURS	BARCELONA	JEREZ	PORTIMAO	VILLICUM	MANDALIKA													
1	REA Jonathan (GBR)	169	25	20	16	25	16	16	20																			
2	RAZGATLIOGLU Toprak (TUR)	154	15	16	10	20	16	20	25																			
3	REDDING Scott (GBR)	104	65	13	25	25		13	13																			
4	LOWES Alex (GBR)	104	65	20	16		13	11	10	16																		
5	RINALDI Michael Ruben (ITA)	86	83	9		11		25	20	4																		
6	GERLOFF Garrett (USA)	68	101	7	9	13		4	11	9																		
7	SYKES Tom (GBR)	64	105	10	13	2	8	8	4	13																		
8	VAN DER MARK Michael (NED)	63	106	5	11	9	10	6	6	11																		
9	DAVIES Chaz (GBR)	53	116	11		10	20			5																		
10	BAUTISTA Alvaro (ESP)	51	118	5		8	9	10	8	8																		
11	LOCATELLI Andrea (ITA)	45	124	6	7	6	11	7	7																			
12	BASSANI Axel (ITA)	44	125	4	2	5	5	9	9	6																		
13	MAHIAS Lucas (FRA)	29	140	1	6	3	2	5	5	7																		
14	HASLAM Leon (GBR)	28	141	8		4	4	2		10																		
15	NOZANE Kohta (JPN)	17	152	2	4	1	3	3	3																			
16	RABAT Tito (ESP)	16	153			7	6	1	2																			
17	LAVERTY Eugene (IRL)	13	156			7		1	3																			
18	FOLGER Jonas (GER)	8	161	8																								
19	VINALES Isaac (ESP)	8	161	3	3		1		1																			
20	MOSSEY Luke (GBR)	2	167						2																			
21	PONSSON Christophe (FRA)	1	168	1		1																						

03/07/2021

These data/results cannot be reproduced, stored and/or transmitted in whole or in part by any manner of electronic, mechanical, photocopying, recording, broadcasting or otherwise now known or herein after developed without the previous express consent by the copyright owner, except for reproduction in daily press and regular printed publications on sale to the public within 60 days of the event related to those data/results and always provided that copyright symbol appears together as follows below.

© DORNA WSBK ORGANIZATION Srl 2021

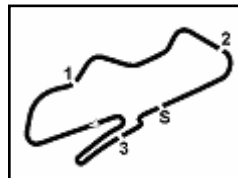
FICR PERUGIA TIMING



Official Tyre Supplier



Official Timekeeper



Donington Park 4.023 m

Prosecco DOC UK Round, 2-4 July 2021
Championship Standings

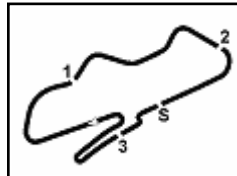
Points	Points From First	Points From Previous	Independent Riders															
			May 23 ARAGON	May 30 ESTORIL	June 13 MISANO	July 4 DONINGTON	July 25 ASSEN	August 8 MOST	August 22 NAVARRA	September 5 MAGNY-COURS	September 19 BARCELONA	September 26 JEREZ	October 3 PORTIMAO	October 16 VILLICUM	November 14 MANDALIKA			
1	GERLOFF Garrett (USA)	68	7 7	9 13	6 6	4 11	2 9											
2	DAVIES Chaz (GBR)	53	15	11 6	10 20	1 1	5											
3	BASSANI Axel (ITA)	44	24	9	4 2	5 5	9 9	6										
4	MAHIAS Lucas (FRA)	29	39	15	1 6	3 2	5 5	7										
5	NOZANE Kohta (JPN)	17	51	12	2 4	1 3	3 3											
6	RABAT Tito (ESP)	16	52	1		7 6	1 2											
7	LAVERTY Eugene (IRL)	13	55	3		7 2	1 3											
8	FOLGER Jonas (GER)	8	60	5	8													
9	VINALES Isaac (ESP)	8	60	0	3 3	1	1											
10	MOSSEY Luke (GBR)	2	66	6			2											
11	PONSSON Christophe (FRA)	1	67	1	1													

03/07/2021

These data/results cannot be reproduced, stored and/or transmitted in whole or in part by any manner of electronic, mechanical, photocopying, recording, broadcasting or otherwise now known or herein after developed without the previous express consent by the copyright owner, except for reproduction in daily press and regular printed publications on sale to the public within 60 days of the event related to those data/results and always provided that copyright symbol appears together as follows below.

© DORNA WSBK ORGANIZATION Srl 2021





Donington Park 4.023 m

1 / 4

Prosecco DOC UK Round, 2-4 July 2021
Lap Chart Race 1

Lap																							
	1	2	3	4	5	6	7	8	9	10	11	12	13	14	15	16	17	18	19	20	21	22	23
1	1	54	54	54	54	54	54	54	54	54	54	54	54	54	54	54	54	54	54	54	54	54	54
2	54	1	1	1	1	1	1	1	1	1	1	1	1	1	1	1	1	1	1	1	1	1	1
3	66	60	60	60	60	60	60	60	60	60	60	66	66	31	31	22	22	22	22	22	22	22	22
4	60	66	66	66	66	66	66	66	66	66	66	22	22	22	22	66	66	66	66	66	66	66	66
5	91	91	91	91	91	91	22	22	22	22	22	31	31	66	66	60	60	60	60	60	60	60	60
6	22	22	22	22	22	22	91	91	91	91	31	60	60	60	91	91	91	91	91	91	91	91	91
7	45	31	31	31	31	31	31	31	31	31	91	91	91	91	19	19	19	19	31	31	31	31	31
8	31	44	44	44	44	44	44	44	44	44	44	19	19	19	31	31	31	19	19	19	19	19	19
9	21	55	55	55	47	47	47	47	19	19	19	19	44	44	44	44	44	44	44	44	44	44	44
10	44	47	47	47	55	55	19	19	47	47	47	47	47	47	47	47	47	47	47	47	47	47	47
11	55	21	19	19	19	19	7	7	7	7	7	7	7	7	7	7	7	7	7	7	7	7	7
12	47	19	21	21	7	7	21	12	12	50	50	50	50	21	21	21	21	21	21	21	21	21	21
13	7	7	7	7	21	21	12	50	50	12	12	12	21	50	50	50	50	50	50	50	50	50	50
14	50	50	50	50	50	12	50	21	21	21	21	12	12	12	12	12	12	12	12	12	12	12	12
15	19	12	12	12	12	50	53	53	53	53	53	53	32	32	32	32	32	32	32	32	32	32	32
16	12	53	53	53	53	53	32	32	32	32	32	32	84	84	84	84	84	84	84	84	84	84	84
17	23	32	32	32	32	32	84	84	84	84	84	84	94	94	94	94	94	94	94	94	94	94	94
18	53	84	84	84	84	84	94	94	94	94	94	94	53										
19	84	94	94	94	94	94																	
20	32																						
21	94																						

Final Result		
1	54 T. RAZGATLIOGLU	Laps 23
2	1 J. REA	2.419
3	22 A. LOWES	12.261
4	66 T. SYKES	14.625
5	60 M. VAN DER MARK	16.447
6	91 L. HASLAM	17.028
7	31 G. GERLOFF	33.345
8	19 A. BAUTISTA	37.385
9	44 L. MAHIAS	43.566
10	47 A. BASSANI	43.836
11	7 C. DAVIES	48.102
12	21 M. RINALDI	56.538
13	50 E. LAVERTY	59.392
14	12 L. MOSSEY	1'01.922
15	32 I. VINALES	1'22.275
16	84 L. CRESSON	1 Lap
RET	94 J. FOLGER	2 Laps
RET	53 T. RABAT	10 Laps
RET	55 A. LOCATELLI	17 Laps
RET	45 S. REDDING	22 Laps
RET	23 C. PONSSON	22 Laps

03/07/2021

These data/results cannot be reproduced, stored and/or transmitted in whole or in part by any manner of electronic, mechanical, photocopying, recording, broadcasting or otherwise now known or herein after developed without the previous express consent by the copyright owner, except for reproduction in daily press and regular printed publications on sale to the public within 60 days of the event related to those data/results and always provided that copyright symbol appears together as follows below.

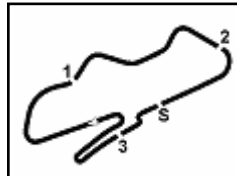
© DORNA WSBK ORGANIZATION Srl 2021

FCR PERUGIA TIMING


Official Tyre Supplier



Official Timekeeper



Donington Park 4.023 m

Prosecco DOC UK Round, 2-4 July 2021
Lap Chart Race 1
2 / 4
Lap 1

1	1	J.Rea	1'36.790
2	54	T.Razgatioglu	0.954
3	66	T.Sykes	1.977
4	60	M.van der Mark	2.424
5	91	L.Haslam	2.763
6	22	A.Lowes	3.451
7	45	S.Redding	3.864
8	31	G.Gerloff	4.170
9	21	M.Rinaldi	5.001
10	44	L.Mahias	5.333
11	55	A.Locatelli	5.760
12	47	A.Bassani	6.103
13	7	C.Davies	6.465
14	50	E.Laverty	7.341
15	19	A.Bautista	8.248
16	12	L.Mossey	8.903
17	23	C.Ponsson	9.395
18	53	T.Rabat	9.670
19	84	L.Cresson	13.223
20	32	I.Vinales	13.559
21	94	J.Folger	14.097

Lap 5

1	54	T.Razgatioglu	7'46.834
2	1	J.Rea	2.054
3	60	M.van der Mark	4.150
4	66	T.Sykes	6.401
5	91	L.Haslam	7.217
6	22	A.Lowes	7.460
7	31	G.Gerloff	7.761
8	44	L.Mahias	10.791
9	47	A.Bassani	15.098
10	55	A.Locatelli	15.434
11	19	A.Bautista	16.153
12	7	C.Davies	20.882
13	21	M.Rinaldi	21.828
14	50	E.Laverty	22.299
15	12	L.Mossey	22.824
16	53	T.Rabat	32.481
17	32	I.Vinales	35.685
18	84	L.Cresson	36.032
19	94	J.Folger	44.060

Lap 6

1	54	T.Razgatioglu	9'16.960
2	1	J.Rea	2.102
3	60	M.van der Mark	5.322
4	66	T.Sykes	8.149
5	91	L.Haslam	8.434
6	22	A.Lowes	8.649
7	31	G.Gerloff	8.997
8	44	L.Mahias	13.387
9	47	A.Bassani	17.461
10	55	A.Locatelli	18.118
11	19	A.Bautista	18.398
12	7	C.Davies	23.060
13	21	M.Rinaldi	25.506
14	12	L.Mossey	25.960
15	50	E.Laverty	26.228
16	53	T.Rabat	36.894
17	32	I.Vinales	40.100
18	84	L.Cresson	40.628
19	94	J.Folger	50.265

Lap 7

1	54	T.Razgatioglu	10'46.897
2	1	J.Rea	1.461
3	60	M.van der Mark	6.478
4	66	T.Sykes	9.477
5	22	A.Lowes	9.853
6	91	L.Haslam	10.303
7	31	G.Gerloff	10.358
8	44	L.Mahias	15.356
9	47	A.Bassani	20.178
10	19	A.Bautista	20.648
11	7	C.Davies	25.037
12	21	M.Rinaldi	28.538
13	12	L.Mossey	29.069
14	50	E.Laverty	29.433
15	53	T.Rabat	40.253
16	32	I.Vinales	43.541
17	84	L.Cresson	44.408
18	94	J.Folger	55.816

Lap 8

1	54	T.Razgatioglu	12'16.877
2	1	J.Rea	2.888
3	60	M.van der Mark	7.776
4	66	T.Sykes	9.879
5	22	A.Lowes	10.393
6	91	L.Haslam	10.892
7	31	G.Gerloff	11.225
8	44	L.Mahias	17.274
9	47	A.Bassani	21.366
10	19	A.Bautista	21.984
11	7	C.Davies	26.560
12	12	L.Mossey	31.871
13	50	E.Laverty	32.129
14	21	M.Rinaldi	33.223
15	53	T.Rabat	43.395
16	32	I.Vinales	46.260
17	84	L.Cresson	47.598
18	94	J.Folger	1'00.853

Lap 9

1	54	T.Razgatioglu	13'46.078
2	1	J.Rea	2.953
3	60	M.van der Mark	9.309
4	66	T.Sykes	10.642
5	22	A.Lowes	11.163
6	91	L.Haslam	11.599
7	31	G.Gerloff	11.991
8	44	L.Mahias	19.627
9	19	A.Bautista	23.317
10	47	A.Bassani	24.065
11	7	C.Davies	27.977
12	12	L.Mossey	35.130
13	50	E.Laverty	35.149
14	21	M.Rinaldi	36.258
15	53	T.Rabat	47.158
16	32	I.Vinales	49.147
17	84	L.Cresson	51.099
18	94	J.Folger	1'06.566

Lap 10

1	54	T.Razgatioglu	15'15.294
2	1	J.Rea	3.174
3	60	M.van der Mark	10.985
4	66	T.Sykes	11.535
5	22	A.Lowes	11.931
6	91	L.Haslam	12.356
7	31	G.Gerloff	12.491
8	44	L.Mahias	22.002
9	19	A.Bautista	24.740
10	47	A.Bassani	26.695
11	7	C.Davies	29.118
12	50	E.Laverty	38.129
13	12	L.Mossey	38.628
14	21	M.Rinaldi	39.748
15	53	T.Rabat	50.604
16	32	I.Vinales	51.935
17	84	L.Cresson	54.114
18	94	J.Folger	1'11.668

Lap 11

1	54	T.Razgatioglu	16'44.781
2	1	J.Rea	3.121
3	60	M.van der Mark	11.610
4	66	T.Sykes	11.925
5	22	A.Lowes	12.138
6	31	G.Gerloff	13.227
7	91	L.Haslam	13.378
8	44	L.Mahias	24.213
9	19	A.Bautista	25.491
10	47	A.Bassani	29.348
11	7	C.Davies	30.173
12	50	E.Laverty	40.359
13	12	L.Mossey	40.991

14	21	M.Rinaldi	41.303
15	53	T.Rabat	53.178
16	32	I.Vinales	54.099
17	84	L.Cresson	57.655
18	94	J.Folger	1'16.321

Lap 12

1	54	T.Razgatioglu	18'13.691
2	1	J.Rea	3.119
3	66	T.Sykes	13.189
4	22	A.Lowes	13.509
5	31	G.Gerloff	13.702
6	60	M.van der Mark	13.867
7	91	L.Haslam	14.216
8	44	L.Mahias	26.626
9	19	A.Bautista	26.989
10	47	A.Bassani	31.405
11	7	C.Davies	31.729
12	50	E.Laverty	43.000
13	12	L.Mossey	43.559
14	21	M.Rinaldi	43.587
15	53	T.Rabat	56.428
16	32	I.Vinales	56.693
17	84	L.Cresson	1'01.311
18	94	J.Folger	1'20.961

Lap 13

1	54	T.Razgatioglu	19'42.506
2	1	J.Rea	3.468
3	66	T.Sykes	14.097
4	22	A.Lowes	14.307
5	31	G.Gerloff	14.614
6	60	M.van der Mark	15.093
7	91	L.Haslam	15.249
8	19	A.Bautista	29.098
9	44	L.Mahias	29.301
10	47	A.Bassani	33.077
11	7	C.Davies	33.647
12	50	E.Laverty	45.417
13	21	M.Rinaldi	45.617
14	12	L.Mossey	46.365
15	32	I.Vinales	59.405
16	84	L.Cresson	1'04.740
17	94	J.Folger	1'25.373
18	53	T.Rabat	

Lap 14

1	54	T.Razgatioglu	21'11.077
2	1	J.Rea	3.567
3	31	G.Gerloff	15.306
4	22	A.Lowes	15.395
5	66	T.Sykes	15.596
6	60	M.van der Mark	16.500
7	91	L.Haslam	16.815
8	19	A.Bautista	30.992
9	44	L.Mahias	31.612
10	47	A.Bassani	34.728
11	7	C.Davies	35.503
12	21	M.Rinaldi	48.146
13	50	E.Laverty	48.512
14	12	L.Mossey	49.027
15	32	I.Vinales	1'02.588
16	84	L.Cresson	1'08.392
17	94	J.Folger	

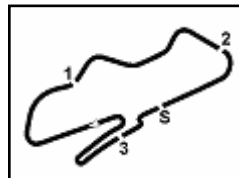
Lap 15

1	54	T.Razgatioglu	22'40.024
2	1	J.Rea	3.651
3	31	G.Gerloff	15.312
4	22	A.Lowes	15.672
5	66	T.Sykes	16.497
6	60	M.van der Mark	17.518
7	91	L.Haslam	17.866
8	19	A.Bautista	32.264

03/07/2021

These data/results cannot be reproduced, stored and/or transmitted in whole or in part by any manner of electronic, mechanical, photocopying, recording, broadcasting or otherwise now known or herein after developed without the previous express consent by the copyright owner, except for reproduction in daily press and regular printed publications on sale to the public within 60 days of the event related to those data/results and always provided that copyright symbol appears together as follows below.

© DORNA WSBK ORGANIZATION Srl 2021



Donington Park 4.023 m

3 / 4

Prosecco DOC UK Round, 2-4 July 2021

Lap Chart Race 1

9	44	L.Mahias	33.243	7	31	G.Gerloff	37.753	6	91	L.Haslam	17.028
10	47	A.Bassani	35.991	8	19	A.Bautista	37.800	7	31	G.Gerloff	33.345
11	7	C.Davies	36.781	9	44	L.Mahias	41.279	8	19	A.Bautista	37.385
12	21	M.Rinaldi	49.621	10	47	A.Bassani	42.591	9	44	L.Mahias	43.566
13	50	E.Laverty	50.642	11	7	C.Davies	44.144	10	47	A.Bassani	43.836
14	12	L.Mossey	51.270	12	21	M.Rinaldi	56.646	11	7	C.Davies	48.102
15	32	I.Vinales	1'05.346	13	50	E.Laverty	58.429	12	21	M.Rinaldi	56.538
16	84	L.Cresson	1'11.720	14	12	L.Mossey	59.440	13	50	E.Laverty	59.392
17	94	J.Folger		15	32	I.Vinales	1'16.005	14	12	L.Mossey	1'01.922
				16	84	L.Cresson	1'25.635	15	32	I.Vinales	1'22.275
				17	94	J.Folger					

Lap 16

1	54	T.Razgatioglu	24'08.768
2	1	J.Rea	4.022
3	22	A.Lowes	15.551
4	66	T.Sykes	17.385
5	60	M.van der Mark	18.200
6	91	L.Haslam	18.692
7	19	A.Bautista	33.571
8	31	G.Gerloff	33.976
9	44	L.Mahias	34.653
10	47	A.Bassani	37.750
11	7	C.Davies	38.129
12	21	M.Rinaldi	52.970
13	50	E.Laverty	53.317
14	12	L.Mossey	53.848
15	32	I.Vinales	1'08.492
16	84	L.Cresson	1'15.210
17	94	J.Folger	

Lap 20

1	54	T.Razgatioglu	30'04.272
2	1	J.Rea	4.908
3	22	A.Lowes	16.488
4	66	T.Sykes	18.847
5	60	M.van der Mark	20.524
6	91	L.Haslam	20.896
7	31	G.Gerloff	38.034
8	19	A.Bautista	39.227
9	44	L.Mahias	43.200
10	47	A.Bassani	44.203
11	7	C.Davies	47.544
12	21	M.Rinaldi	57.861
13	50	E.Laverty	1'00.289
14	12	L.Mossey	1'01.204
15	32	I.Vinales	1'18.430
16	84	L.Cresson	
17	94	J.Folger	

Lap 17

1	54	T.Razgatioglu	25'37.543
2	1	J.Rea	4.244
3	22	A.Lowes	16.284
4	66	T.Sykes	18.039
5	60	M.van der Mark	18.640
6	91	L.Haslam	19.648
7	19	A.Bautista	35.014
8	31	G.Gerloff	36.588
9	44	L.Mahias	37.278
10	47	A.Bassani	39.508
11	7	C.Davies	39.986
12	21	M.Rinaldi	54.725
13	50	E.Laverty	55.094
14	12	L.Mossey	55.862
15	32	I.Vinales	1'11.470
16	84	L.Cresson	1'18.320
17	94	J.Folger	

Lap 21

1	54	T.Razgatioglu	31'33.618
2	1	J.Rea	4.877
3	22	A.Lowes	16.285
4	66	T.Sykes	18.589
5	60	M.van der Mark	20.514
6	91	L.Haslam	20.980
7	31	G.Gerloff	38.026
8	19	A.Bautista	40.068
9	44	L.Mahias	44.840
10	47	A.Bassani	45.667
11	7	C.Davies	48.604
12	21	M.Rinaldi	59.745
13	50	E.Laverty	1'01.539
14	12	L.Mossey	1'02.466
15	32	I.Vinales	1'20.525
16	84	L.Cresson	
17	94	J.Folger	

Lap 18

1	54	T.Razgatioglu	27'06.351
2	1	J.Rea	4.330
3	22	A.Lowes	16.552
4	66	T.Sykes	18.269
5	60	M.van der Mark	19.602
6	91	L.Haslam	19.998
7	19	A.Bautista	36.591
8	31	G.Gerloff	37.113
9	44	L.Mahias	39.516
10	47	A.Bassani	41.153
11	7	C.Davies	41.687
12	21	M.Rinaldi	55.860
13	50	E.Laverty	56.748
14	12	L.Mossey	58.001
15	32	I.Vinales	1'14.047
16	84	L.Cresson	1'21.311
17	94	J.Folger	

Lap 22

1	54	T.Razgatioglu	33'03.452
2	1	J.Rea	4.872
3	22	A.Lowes	15.845
4	66	T.Sykes	17.917
5	60	M.van der Mark	20.077
6	91	L.Haslam	20.600
7	31	G.Gerloff	37.142
8	19	A.Bautista	40.163
9	44	L.Mahias	45.526
10	47	A.Bassani	46.458
11	7	C.Davies	48.566
12	21	M.Rinaldi	59.576
13	50	E.Laverty	1'02.086
14	12	L.Mossey	1'03.231
15	32	I.Vinales	1'22.659
16	84	L.Cresson	

Lap 19

1	54	T.Razgatioglu	28'35.384
2	1	J.Rea	4.438
3	22	A.Lowes	16.231
4	66	T.Sykes	18.568
5	60	M.van der Mark	19.977
6	91	L.Haslam	20.511

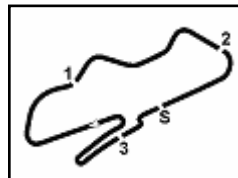
Lap 23

1	54	T.Razgatioglu	34'36.377
2	1	J.Rea	2.419
3	22	A.Lowes	12.261
4	66	T.Sykes	14.625
5	60	M.van der Mark	16.447

03/07/2021

These data/results cannot be reproduced, stored and/or transmitted in whole or in part by any manner of electronic, mechanical, photocopying, recording, broadcasting or otherwise now known or herein after developed without the previous express consent by the copyright owner, except for reproduction in daily press and regular printed publications on sale to the public within 60 days of the event related to those data/results and always provided that copyright symbol appears together as follows below.

© DORNA WSBK ORGANIZATION Srl 2021



Donington Park 4.023 m

4 / 4

Prosecco DOC UK Round, 2-4 July 2021

Lap Chart Race 1

Race Pace Comparison

	54 Raz	1 Rea	22 Low	66 Syk	60 vdM	91 Has	31 Ger	19 Bau	44 Mah	47 Bas	7 Dav	21 Rin	50 Lav	12 Mos
1	1'37.744	1'36.790	1'40.241	1'38.767	1'39.214	1'39.553	1'40.960	1'45.038	1'42.123	1'42.893	1'43.255	1'41.791	1'44.131	1'45.693
2	1'33.292	1'34.434	1'34.918	1'35.754	1'34.830	1'35.388	1'35.667	1'36.274	1'35.465	1'36.601	1'38.394	1'38.163	1'37.935	1'37.228
3	1'32.706	1'35.575	1'34.121	1'33.994	1'33.343	1'34.230	1'33.736	1'35.106	1'33.777	1'35.221	1'36.360	1'37.036	1'36.701	1'36.511
4	1'31.971	1'31.441	1'33.145	1'33.043	1'31.898	1'33.058	1'32.335	1'33.786	1'33.507	1'34.221	1'35.491	1'36.294	1'35.412	1'35.581
5	1'31.121	1'30.648	1'31.869	1'31.677	1'31.699	1'31.822	1'31.897	1'32.783	1'32.753	1'32.996	1'34.216	1'35.378	1'34.954	1'34.645
6	1'30.126	1'30.174	1'31.315	1'31.874	1'31.298	1'31.343	1'31.362	1'32.371	1'32.722	1'32.489	1'32.304	1'33.804	1'34.055	1'33.262
7	1'29.937	1'29.296	1'31.141	1'31.265	1'31.093	1'31.806	1'31.298	1'32.187	1'31.906	1'32.654	1'31.914	1'32.969	1'33.142	1'33.046
8	1'29.980	1'31.407	1'30.520	1'30.382	1'31.278	1'30.569	1'30.847	1'31.316	1'31.898	1'31.168	1'31.503	1'34.665	1'32.676	1'32.782
9	1'29.201	1'29.266	1'29.971	1'29.964	1'30.734	1'29.908	1'29.967	1'30.534	1'31.554	1'31.900	1'30.618	1'32.236	1'32.221	1'32.460
10	1'29.216	1'29.437	1'29.984	1'30.109	1'30.892	1'29.973	1'29.716	1'30.639	1'31.591	1'31.846	1'30.357	1'32.706	1'32.196	1'32.714
11	1'29.487	1'29.434	1'29.694	1'29.877	1'30.112	1'30.509	1'30.223	1'30.238	1'31.698	1'32.140	1'30.542	1'31.042	1'31.717	1'31.850
12	1'28.910	1'28.908	1'30.281	1'30.174	1'31.167	1'29.748	1'29.385	1'30.408	1'31.323	1'30.967	1'30.466	1'31.194	1'31.551	1'31.478
13	1'28.815	1'29.164	1'29.613	1'29.723	1'30.041	1'29.848	1'29.727	1'30.924	1'31.490	1'30.487	1'30.733	1'30.845	1'31.232	1'31.621
14	1'28.571	1'28.670	1'29.659	1'30.070	1'29.978	1'30.137	1'29.263	1'30.465	1'30.882	1'30.222	1'30.427	1'31.100	1'31.666	1'31.233
15	1'28.947	1'29.031	1'29.224	1'29.848	1'29.965	1'29.998	1'28.953	1'30.219	1'30.578	1'30.210	1'30.225	1'30.422	1'31.077	1'31.190
16	1'28.744	1'29.115	1'28.623	1'29.632	1'29.426	1'29.570	1'47.408	1'30.051	1'30.154	1'30.503	1'30.092	1'32.093	1'31.419	1'31.322
17	1'28.775	1'28.997	1'29.508	1'29.429	1'29.215	1'29.731	1'31.387	1'30.218	1'31.400	1'30.533	1'30.632	1'30.530	1'30.552	1'30.789
18	1'28.808	1'28.894	1'29.076	1'29.038	1'29.770	1'29.158	1'29.333	1'30.385	1'31.046	1'30.453	1'30.509	1'29.943	1'30.462	1'30.947
19	1'29.033	1'29.141	1'28.712	1'29.332	1'29.408	1'29.546	1'29.673	1'30.242	1'30.796	1'30.471	1'31.490	1'29.819	1'30.714	1'30.472
20	1'28.888	1'29.358	1'29.145	1'29.167	1'29.435	1'29.273	1'29.169	1'30.315	1'30.809	1'30.500	1'32.288	1'30.103	1'30.748	1'30.652
21	1'29.346	1'29.315	1'29.143	1'29.088	1'29.336	1'29.430	1'29.338	1'30.187	1'30.986	1'30.810	1'30.406	1'31.230	1'30.596	1'30.608
22	1'29.834	1'29.829	1'29.394	1'29.162	1'29.397	1'29.454	1'28.950	1'29.929	1'30.520	1'30.625	1'29.796	1'29.665	1'30.381	1'30.599
23	1'32.925	1'30.472	1'29.341	1'29.633	1'29.295	1'29.353	1'29.128	1'30.147	1'30.965	1'30.303	1'32.461	1'29.887	1'30.231	1'31.616

	32 Vin	84 Cre	94 Fol	53 Rab	55 Loc	45 Red	23 Pon
1	1'50.349	1'50.013	1'50.887	1'46.460	1'42.550	1'40.654	1'46.185
2	1'40.956	1'41.498	1'42.777	1'39.628	1'36.291		
3	1'38.670	1'38.758	1'41.152	1'38.263	1'35.352		
4	1'36.220	1'36.400	1'37.972	1'38.268	1'34.179		
5	1'36.324	1'36.197	1'38.106	1'36.696	1'33.896		
6	1'34.541	1'34.722	1'36.331	1'34.539	1'32.810		
7	1'33.378	1'33.717	1'35.488	1'33.296			
8	1'32.699	1'33.170	1'35.017	1'33.122			
9	1'32.088	1'32.702	1'34.914	1'32.964			
10	1'32.004	1'32.231	1'34.318	1'32.662			
11	1'31.651	1'33.028	1'34.140	1'32.061			
12	1'31.504	1'32.566	1'33.550	1'32.160			
13	1'31.527	1'32.244	1'33.227	2'01.652			
14	1'31.754	1'32.223	1'33.420				
15	1'31.705	1'32.275	1'33.877				
16	1'31.890	1'32.234	1'32.378				
17	1'31.753	1'31.885	1'32.397				
18	1'31.385	1'31.799	1'37.152				
19	1'30.991	1'33.357	1'31.787				
20	1'31.313	1'32.907	1'43.836				
21	1'31.441	1'31.422	1'47.592				
22	1'31.968	1'31.643					
23	1'32.541						

03/07/2021

These data/results cannot be reproduced, stored and/or transmitted in whole or in part by any manner of electronic, mechanical, photocopying, recording, broadcasting or otherwise now known or herein after developed without the previous express consent by the copyright owner, except for reproduction in daily press and regular printed publications on sale to the public within 60 days of the event related to those data/results and always provided that copyright symbol appears together as follows below.

© DORNA WSBK ORGANIZATION Srl 2021

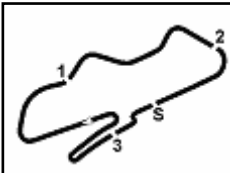
FICR PERUGIA TIMING



Official Tyre Supplier



Official Timekeeper



Prosecco DOC UK Round, 2-4 July 2021 Best Sectors & Speed Race 1

RESULTS			
1	54 T. RAZGATLIOGLU	Yamaha YZF R1	Laps 23
2	1 J. REA	Kawasaki ZX-10RR	2.419
3	22 A. LOWES	Kawasaki ZX-10RR	12.261
4	66 T. SYKES	BMW M 1000 RR	14.625
5	60 M. VAN DER MARK	BMW M 1000 RR	16.447
6	91 L. HASLAM	Honda CBR1000 RR-R	17.028
7	31 G. GERLOFF	Yamaha YZF R1	33.345
8	19 A. BAUTISTA	Honda CBR1000 RR-R	37.385
9	44 L. MAHIAS	Kawasaki ZX-10RR	43.566
10	47 A. BASSANI	Ducati Panigale V4 R	43.836
11	7 C. DAVIES	Ducati Panigale V4 R	48.102
12	21 M. RINALDI	Ducati Panigale V4 R	56.538
13	50 E. LAVERTY	BMW M 1000 RR	59.392
14	12 L. MOSSEY	Kawasaki ZX-10RR	1'01.922
15	32 I. VINALES	Kawasaki ZX-10RR	1'22.275
16	84 L. CRESSON	Kawasaki ZX-10RR	1 Lap
RET	94 J. FOLGER	BMW M 1000 RR	2 Laps
RET	53 T. RABAT	Ducati Panigale V4 R	10 Laps
RET	55 A. LOCATELLI	Yamaha YZF R1	17 Laps
RET	45 S. REDDING	Ducati Panigale V4 R	22 Laps
RET	23 C. PONSSON	Yamaha YZF R1	22 Laps

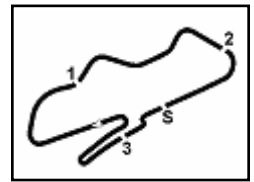
SPEED		
1	21 M. RINALDI	Ducati Panigale V4 R 273,7
2	7 C. DAVIES	Ducati Panigale V4 R 272,3
3	91 L. HASLAM	Honda CBR1000 RR-R 271,6
4	47 A. BASSANI	Ducati Panigale V4 R 271,6
5	19 A. BAUTISTA	Honda CBR1000 RR-R 270,9
6	60 M. VAN DER MARK	BMW M 1000 RR 270,2
7	50 E. LAVERTY	BMW M 1000 RR 270,2
8	66 T. SYKES	BMW M 1000 RR 269,6
9	22 A. LOWES	Kawasaki ZX-10RR 269,6
10	31 G. GERLOFF	Yamaha YZF R1 268,9
11	1 J. REA	Kawasaki ZX-10RR 268,9
12	53 T. RABAT	Ducati Panigale V4 R 267,5
13	32 I. VINALES	Kawasaki ZX-10RR 267,5
14	54 T. RAZGATLIOGLU	Yamaha YZF R1 267,5
15	55 A. LOCATELLI	Yamaha YZF R1 266,2
16	45 S. REDDING	Ducati Panigale V4 R 263,6
17	12 L. MOSSEY	Kawasaki ZX-10RR 263,6
18	84 L. CRESSON	Kawasaki ZX-10RR 260,4
19	44 L. MAHIAS	Kawasaki ZX-10RR 259,8
20	94 J. FOLGER	BMW M 1000 RR 257,9
21	23 C. PONSSON	Yamaha YZF R1 253,7

SEG. 1		SEG. 2		SEG. 3		SEG. 4	
1	31 G. GERLOFF 19.015	1	54 T. RAZGATLIOGLU 24.117	1	1 J. REA 22.021	1	22 A. LOWES 22.994
2	66 T. SYKES 19.017	2	22 A. LOWES 24.280	2	31 G. GERLOFF 22.083	2	54 T. RAZGATLIOGLU 23.019
3	22 A. LOWES 19.040	3	1 J. REA 24.290	3	54 T. RAZGATLIOGLU 22.085	3	1 J. REA 23.046
4	91 L. HASLAM 19.073	4	91 L. HASLAM 24.302	4	60 M. VAN DER MARK 22.093	4	31 G. GERLOFF 23.052
5	60 M. VAN DER MARK 19.106	5	31 G. GERLOFF 24.336	5	22 A. LOWES 22.122	5	66 T. SYKES 23.192
6	54 T. RAZGATLIOGLU 19.145	6	66 T. SYKES 24.373	6	91 L. HASLAM 22.142	6	7 C. DAVIES 23.257
7	1 J. REA 19.145	7	60 M. VAN DER MARK 24.374	7	66 T. SYKES 22.245	7	60 M. VAN DER MARK 23.285
8	21 M. RINALDI 19.198	8	47 A. BASSANI 24.486	8	19 A. BAUTISTA 22.288	8	21 M. RINALDI 23.316
9	12 L. MOSSEY 19.264	9	7 C. DAVIES 24.564	9	47 A. BASSANI 22.343	9	53 T. RABAT 23.417
10	19 A. BAUTISTA 19.274	10	21 M. RINALDI 24.575	10	44 L. MAHIAS 22.377	10	50 E. LAVERTY 23.435
11	44 L. MAHIAS 19.331	11	19 A. BAUTISTA 24.622	11	7 C. DAVIES 22.411	11	19 A. BAUTISTA 23.441
12	50 E. LAVERTY 19.360	12	12 L. MOSSEY 24.666	12	21 M. RINALDI 22.433	12	91 L. HASLAM 23.443
13	7 C. DAVIES 19.388	13	55 A. LOCATELLI 24.668	13	50 E. LAVERTY 22.561	13	47 A. BASSANI 23.502
14	47 A. BASSANI 19.447	14	50 E. LAVERTY 24.810	14	32 I. VINALES 22.703	14	94 J. FOLGER 23.511
15	32 I. VINALES 19.563	15	44 L. MAHIAS 24.829	15	12 L. MOSSEY 22.719	15	44 L. MAHIAS 23.560
16	84 L. CRESSON 19.657	16	32 I. VINALES 24.977	16	84 L. CRESSON 22.776	16	12 L. MOSSEY 23.635
17	94 J. FOLGER 19.726	17	94 J. FOLGER 25.105	17	55 A. LOCATELLI 22.874	17	32 I. VINALES 23.638
18	53 T. RABAT 19.939	18	84 L. CRESSON 25.143	18	53 T. RABAT 22.953	18	84 L. CRESSON 23.725
19	55 A. LOCATELLI 21.176	19	53 T. RABAT 25.202	19	94 J. FOLGER 23.061	19	55 A. LOCATELLI 24.092
20	45 S. REDDING 26.612	20	45 S. REDDING 25.782	20	45 S. REDDING 23.383	20	45 S. REDDING 24.877
21	23 C. PONSSON 28.459	21	23 C. PONSSON 27.461	21	23 C. PONSSON 24.518	21	23 C. PONSSON 25.747

03/07/2021

These data/results cannot be reproduced, stored and/or transmitted in whole or in part by any manner of electronic, mechanical, photocopying, recording, broadcasting or otherwise now known or herein after developed without the previous express consent by the copyright owner, except for reproduction in daily press and regular printed publications on sale to the public within 60 days of the event related to those data/results and always provided that copyright symbol appears together as follows below.

© DORNA WSBK ORGANIZATION Srl 2021



Prosecco DOC UK Round, 2-4 July 2021 Chronological Analysis Race 1

Donington Park 4.023 m

Start at 14:00'20.774

2 / 4

21	19.106	24.647	22.233	23.350	1'29.336	268,9	14:32'14.906	6	20.608	24.955	22.686	24.122	1'32.371	270,9	14:09'56.132
22	19.235	24.648	22.210	23.304	1'29.397	266,9	14:33'44.303	7	20.572	24.966	22.587	24.062	1'32.187	268,2	14:11'28.319
23	19.141	24.645	22.224	23.285	1'29.295	269,6	14:35'13.598	8	20.278	24.786	22.482	23.770	1'31.316	268,2	14:12'59.635

Race Time 34'52.824

6° 91 L. HASLAM (1'29.158)							
Lap	Seg.1	Seg.2	Seg.3	Seg.4	Lap Time	km/h	Local Time
1		25.634	23.533	24.440	1'39.553	263,0	14:02'00.327
2	21.852	25.533	23.374	24.629	1'35.388	254,9	14:03'35.715
3	21.798	24.920	23.251	24.261	1'34.230	257,9	14:05'09.945
4	21.514	24.523	22.846	24.175	1'33.058	266,9	14:06'43.003
5	20.846	24.484	22.653	23.839	1'31.822	268,2	14:08'14.825
6	20.331	24.403	22.555	24.054	1'31.344	267,5	14:09'46.168
7	20.131	24.926	22.619	24.130	1'31.806	264,3	14:11'17.974
8	19.963	24.302	22.404	23.900	1'30.569	264,9	14:12'48.543
9	19.499	24.313	22.370	23.726	1'29.908	259,2	14:14'18.451
10	19.580	24.375	22.284	23.734	1'29.973	267,5	14:15'48.424
11	19.874	24.326	22.516	23.793	1'30.509	268,2	14:17'18.933
12	19.491	24.421	22.250	23.586	1'29.748	267,5	14:18'48.681
13	19.509	24.445	22.270	23.624	1'29.848	268,2	14:20'18.529
14	19.601	24.520	22.371	23.645	1'30.137	266,2	14:21'48.666
15	19.393	24.633	22.345	23.627	1'29.998	268,9	14:23'18.664
16	19.234	24.480	22.277	23.579	1'29.570	268,9	14:24'48.234
17	19.380	24.593	22.270	23.488	1'29.731	269,6	14:26'17.965
18	19.255	24.318	22.142	23.443	1'29.158	271,6	14:27'47.123
19	19.191	24.481	22.379	23.495	1'29.546	267,5	14:29'16.669
20	19.183	24.342	22.291	23.457	1'29.273	268,9	14:30'45.942
21	19.118	24.477	22.246	23.589	1'29.430	271,6	14:32'15.372
22	19.076	24.527	22.313	23.538	1'29.454	266,2	14:33'44.826
23	19.073	24.428	22.224	23.628	1'29.353	270,2	14:35'14.179

Race Time 34'53.405

7° 31 G. GERLOFF (1'28.950)							
Lap	Seg.1	Seg.2	Seg.3	Seg.4	Lap Time	km/h	Local Time
1		26.000	23.586	25.577	1'40.960	257,3	14:02'01.734
2	22.265	25.352	23.362	24.688	1'35.667	260,4	14:03'37.401
3	21.698	25.175	23.111	23.752	1'33.736	251,9	14:05'11.137
4	21.236	24.679	22.579	23.841	1'32.335	264,9	14:06'43.472
5	21.043	24.572	22.513	23.769	1'31.897	264,9	14:08'15.369
6	20.646	24.624	22.436	23.656	1'31.362	264,9	14:09'46.731
7	20.338	24.589	22.362	24.009	1'31.298	265,6	14:11'18.029
8	20.512	24.461	22.267	23.607	1'30.847	266,2	14:12'48.876
9	19.944	24.339	22.122	23.562	1'29.967	264,9	14:14'18.843
10	19.762	24.438	22.172	23.344	1'29.716	268,2	14:15'48.559
11	20.185	24.389	22.096	23.553	1'30.223	266,2	14:17'18.782
12	19.357	24.377	22.083	23.568	1'29.385	264,9	14:18'48.167
13	19.551	24.336	22.095	23.745	1'29.727	268,9	14:20'17.894
14	19.334	24.417	22.114	23.398	1'29.263	267,5	14:21'47.157
15	19.085	24.575	22.092	23.201	1'28.953	266,2	14:23'16.110
16	19.015	24.418	22.182	41.793	1'47.408	263,6	14:25'03.518
17	20.037	25.693	22.478	23.179	1'31.387	267,5	14:26'34.905
18	19.365	24.722	22.194	23.052	1'29.333	263,0	14:28'04.238
19	19.192	24.781	22.186	23.514	1'29.673	264,9	14:29'33.911
20	19.113	24.689	22.100	23.267	1'29.169	262,3	14:31'03.080
21	19.241	24.645	22.163	23.289	1'29.338	263,0	14:32'32.418
22	19.110	24.539	22.161	23.140	1'28.950	266,2	14:34'01.368
23	19.080	24.534	22.200	23.314	1'29.128	263,0	14:35'30.496

Race Time 35'09.722

8° 19 A. BAUTISTA (1'29.929)							
Lap	Seg.1	Seg.2	Seg.3	Seg.4	Lap Time	km/h	Local Time
1		27.181	24.032	24.983	1'45.038	257,9	14:02'05.812
2	22.356	25.941	23.413	24.564	1'36.274	260,4	14:03'42.086
3	21.913	25.602	23.185	24.406	1'35.106	260,4	14:05'17.192
4	21.488	25.313	22.821	24.164	1'33.786	264,3	14:06'50.978
5	20.782	25.091	22.783	24.127	1'32.783	267,5	14:08'23.761

9° 44 L. MAHIAS (1'30.154)							
Lap	Seg.1	Seg.2	Seg.3	Seg.4	Lap Time	km/h	Local Time
1		26.280	23.528	24.882	1'42.123	256,7	14:02'02.897
2	22.340	25.344	23.361	24.420	1'35.465	257,9	14:03'38.362
3	21.395	25.025	23.013	24.344	1'33.777	257,9	14:05'12.139
4	21.220	25.186	22.910	24.191	1'33.507	256,7	14:06'45.646
5	20.633	25.107	22.851	24.162	1'32.753	255,5	14:08'18.399
6	20.553	25.450	22.808	23.911	1'32.722	257,3	14:09'51.121
7	20.167	24.969	22.797	23.973	1'31.906	256,7	14:11'23.027
8	20.136	24.928	22.739	24.095	1'31.898	257,3	14:12'54.925
9	19.919	25.131	22.645	23.859	1'31.554	256,1	14:14'26.479
10	20.179	25.089	22.698	23.625	1'31.591	257,9	14:15'58.070
11	20.094	25.119	22.742	23.743	1'31.698	256,1	14:17'29.768
12	20.065	25.081	22.570	23.607	1'31.323	258,6	14:19'01.091
13	19.868	24.868	22.793	23.961	1'31.490	259,8	14:20'32.581
14	19.871	24.882	22.569	23.560	1'30.882	259,2	14:22'03.463
15	19.392	24.915	22.621	23.650	1'30.578	259,2	14:23'34.041
16	19.331	24.829	22.377	23.617	1'30.154	259,8	14:25'04.195
17	19.555	25.304	22.781	23.760	1'31.400	257,3	14:26'35.595
18	19.740	25.045	22.621	23.640	1'31.046	258,6	14:28'06.641
19	19.581	25.061	22.545	23.609	1'30.796	256,7	14:29'37.437
20	19.565	25.031	22.474	23.739	1'30.809	256,1	14:31'08.246
21	19.394	25.207	22.800	23.585	1'30.986	252,5	14:32'39.232
22	19.497	24.949	22.422	23.652	1'30.520	256,7	14:34'09.752
23	19.597	24.932	22.801	23.635	1'30.965	256,7	14:35'40.717

Race Time 35'19.943

10° 47 A. BASSANI (1'30.210)							
Lap	Seg.1	Seg.2	Seg.3	Seg.4	Lap Time	km/h	Local Time
1		26.681	23.742	25.095	1'42.893	254,9	14:02'03.667
2	22.667	25.788	23.422	24.724	1'36.601	265,6	14:03'40.268
3	22.267	25.270	23.140	24.544	1'35.221	264,3	14:05'15.489
4	22.150	25.055	22.864	24.152	1'34.221	266,2	14:06'49.710
5	21.211	24.655	22.984	24.146	1'32.996	266,9	14:08'22.706
6	20.782	24.939	22.746	24.022	1'32.489	266,9	14:09'55.195
7	20.425	24.746	23.631	23.852	1'32.654	268,9	14:11'27.849
8	20.214	24.639	22.483	23.832	1'31.168	269,6	14:12'59.017
9	19.998	24.486	22.516	24.900	1'31.900	268,9	14:14'30.917
10	20.472	24.756	22.720	23.898	1'31.846	268,2	14:16'02.763
11	20.937	24.790	22.686	23.727	1'32.140	268,9	14:17'34.903
12	20.021	24.774	22.499	23.673	1'30.967	269,6	14:19'05.870
13	19.849	24.588	22.505	23.545	1'30.487	269,6	14:20'36.357
14	19.638	24.597	22.412	23.575	1'30.222	268,9	14:22'06.579
15	19.630	24.640	22.343	23.597	1'30.210	269,6	14:23'36.789
16	19.525	24.956	22.447	23.575	1'30.503	270,2	14:25'07.292

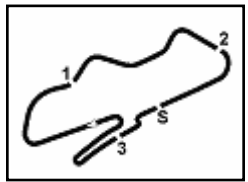
03/07/2021

P = Pits In/Out - C = Lap Time Cancelled

These data/results cannot be reproduced, stored and/or transmitted in whole or in part by any manner of electronic, mechanical, photocopying, recording, broadcasting or otherwise now known or herein after developed without the previous express consent by the copyright owner, except for reproduction in daily press and regular printed publications on sale to the public within 60 days of the event related to those data/results and always provided that copyright symbol appears together as follows below.

© DORNA WSBK ORGANIZATION Srl 2021





Prosecco DOC UK Round, 2-4 July 2021 Chronological Analysis Race 1

Donington Park 4.023 m

Start at 14:00'20.774

4 / 4

Lap	Seg.1	Seg.2	Seg.3	Seg.4	Lap Time	km/h	Local Time
13	19.826	25.115	22.809	23.777	1'31.527	263,0	14:21'02.685
14	19.784	25.167	22.945	23.858	1'31.754	261,1	14:22'34.439
15	19.729	25.179	22.825	23.972	1'31.705	259,8	14:24'06.144
16	19.846	25.247	22.768	24.029	1'31.890	262,3	14:25'38.034
17	19.827	25.183	22.819	23.924	1'31.753	261,7	14:27'09.787
18	19.698	25.089	22.796	23.802	1'31.385	263,0	14:28'41.172
19	19.563	25.041	22.703	23.684	1'30.991	261,7	14:30'12.163
20	19.804	25.057	22.814	23.638	1'31.313	257,3	14:31'43.476
21	19.585	25.152	22.998	23.706	1'31.441	254,9	14:33'14.917
22	19.918	25.337	23.058	23.655	1'31.968	257,3	14:34'46.885
23	19.983	25.369	23.163	24.026	1'32.541	259,2	14:36'19.426
Race Time 35'58.652							
12	19.942	25.252	23.029	23.937	1'32.160	267,5	14:19'30.893
13	19.939	33.774	31.047	36.892	2'01.652P	211,0	14:21'32.545
Race Time 2'11'11.771							

16° 84 L. CRESSON (1'31.422)

Lap	Seg.1	Seg.2	Seg.3	Seg.4	Lap Time	km/h	Local Time
1		28.622	25.191	26.249	1'50.013	258,6	14:02'10.787
2	23.998	27.359	24.576	25.565	1'41.498	253,1	14:03'52.285
3	23.377	26.359	23.822	25.200	1'38.758	260,4	14:05'31.043
4	22.172	25.887	23.576	24.765	1'36.400	259,8	14:07'07.443
5	22.048	26.047	23.480	24.622	1'36.197	260,4	14:08'43.640
6	21.495	25.501	23.347	24.379	1'34.722	255,5	14:10'18.362
7	20.938	25.289	23.242	24.248	1'33.717	256,7	14:11'52.079
8	20.528	25.217	23.252	24.173	1'33.170	257,9	14:13'25.249
9	20.371	25.196	23.131	24.004	1'32.702	257,9	14:14'57.951
10	19.910	25.258	23.139	23.924	1'32.231	258,6	14:16'30.182
11	20.166	25.776	23.220	23.866	1'33.028	254,9	14:18'03.210
12	20.075	25.392	23.146	23.953	1'32.566	255,5	14:19'35.776
13	19.986	25.417	22.995	23.846	1'32.244	256,7	14:21'08.020
14	19.886	25.395	23.000	23.942	1'32.223	250,7	14:22'40.243
15	19.657	25.204	23.417	23.997	1'32.275	256,1	14:24'12.518
16	19.829	25.341	22.978	24.086	1'32.234	252,5	14:25'44.752
17	19.831	25.334	22.951	23.769	1'31.885	256,7	14:27'16.637
18	19.709	25.249	23.018	23.823	1'31.799	254,3	14:28'48.436
19	19.945	25.185	23.824	24.403	1'33.357	256,7	14:30'21.793
20	19.959	25.264	23.007	24.677	1'32.907	254,3	14:31'54.700
21	19.710	25.211	22.776	23.725	1'31.422	255,5	14:33'26.122
22	19.700	25.143	22.934	23.866	1'31.643	259,8	14:34'57.765
Race Time 34'36.991							

RET 55 A. LOCATELLI (1'32.810)

Lap	Seg.1	Seg.2	Seg.3	Seg.4	Lap Time	km/h	Local Time
1		26.331	24.130	24.978	1'42.550	254,9	14:02'03.324
2	22.227	25.955	23.700	24.409	1'36.291	256,7	14:03'39.615
3	22.092	25.171	23.372	24.717	1'35.352	264,3	14:05'14.967
4	21.854	24.911	23.183	24.231	1'34.179	263,0	14:06'49.146
5	21.186	24.807	23.725	24.178	1'33.896	257,9	14:08'23.042
6	21.176	24.668	22.874	24.092	1'32.810	266,2	14:09'55.852
Race Time 9'35.078							

RET 45 S. REDDING

Lap	Seg.1	Seg.2	Seg.3	Seg.4	Lap Time	km/h	Local Time
1		25.782	23.383	24.877	1'40.654	263,6	14:02'01.428
Race Time 1'40.654							

RET 23 C. PONSSON

Lap	Seg.1	Seg.2	Seg.3	Seg.4	Lap Time	km/h	Local Time
1		27.461	24.518	25.747	1'46.185	253,7	14:02'06.959
Race Time 1'46.185							

RET 94 J. FOLGER (1'31.787)

Lap	Seg.1	Seg.2	Seg.3	Seg.4	Lap Time	km/h	Local Time
1		28.590	25.643	26.867	1'50.887	242,3	14:02'11.661
2	24.887	27.451	24.900	25.539	1'42.777	251,3	14:03'54.438
3	23.894	26.935	24.856	25.467	1'41.152	254,3	14:05'35.590
4	22.626	26.210	24.330	24.806	1'37.972	255,5	14:07'13.562
5	22.605	26.227	24.616	24.658	1'38.106	251,9	14:08'51.668
6	21.672	25.873	24.120	24.666	1'36.331	255,5	14:10'27.999
7	21.522	25.857	23.862	24.247	1'35.488	256,1	14:12'03.487
8	21.137	25.737	23.958	24.185	1'35.017	256,7	14:13'38.504
9	21.069	25.849	23.896	24.100	1'34.914	256,7	14:15'13.418
10	20.826	25.629	23.801	24.062	1'34.318	255,5	14:16'47.736
11	20.548	25.465	23.823	24.304	1'34.140	254,9	14:18'21.876
12	20.613	25.529	23.419	23.989	1'33.550	256,1	14:19'55.426
13	20.259	25.336	23.336	24.296	1'33.227	256,7	14:21'28.653
14	20.017	25.453	23.462	24.488	1'33.420	255,5	14:23'02.073
15	19.927	27.147	23.221	23.582	1'33.877	257,9	14:24'35.950
16	20.182	25.421	23.264	23.511	1'32.378	254,9	14:26'08.328
17	19.902	25.323	23.268	23.904	1'32.397	256,1	14:27'40.725
18	19.732	25.413	28.136	23.871	1'37.152	175,0	14:29'17.877
19	19.741	25.269	23.137	23.640	1'31.787	256,1	14:30'49.664
20	19.726	25.198	23.078	35.834	1'43.836	256,1	14:32'33.500
21	21.186	25.105	23.061	38.240	1'47.592P	255,5	14:34'21.092
Race Time 34'00.318							

RET 53 T. RABAT (1'32.061)

Lap	Seg.1	Seg.2	Seg.3	Seg.4	Lap Time	km/h	Local Time
-----	-------	-------	-------	-------	----------	------	------------

03/07/2021 P = Pits In/Out - C = Lap Time Cancelled

These data/results cannot be reproduced, stored and/or transmitted in whole or in part by any manner of electronic, mechanical, photocopying, recording, broadcasting or otherwise now known or herein after developed without the previous express consent by the copyright owner, except for reproduction in daily press and regular printed publications on sale to the public within 60 days of the event related to those data/results and always provided that copyright symbol appears together as follows below.

© DORNA WSBK ORGANIZATION Srl 2021

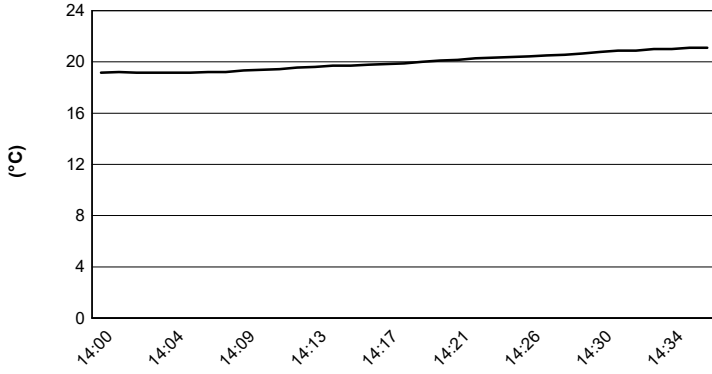


Prosecco DOC UK Round, 2-4 July 2021

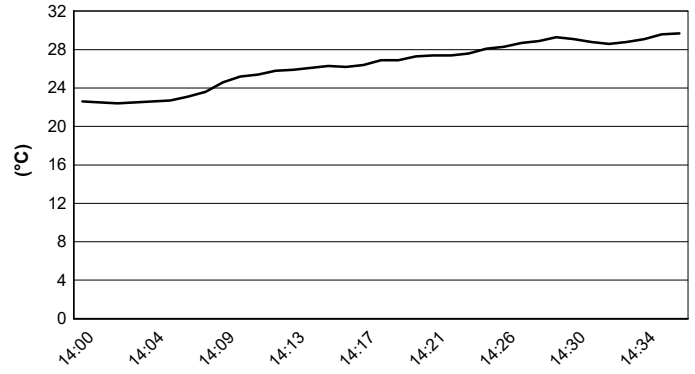
Weather Report Race 1

Session started 14:00 - Session ended 14:36

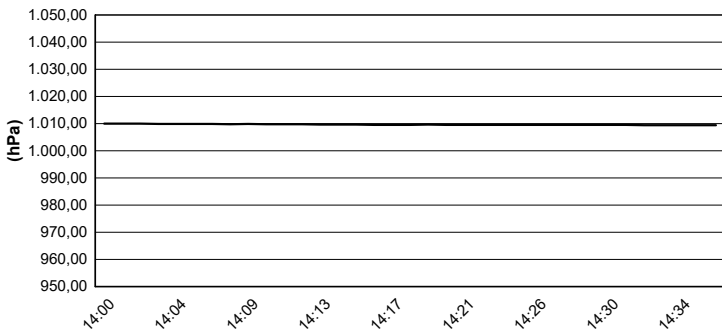
Air Temperature



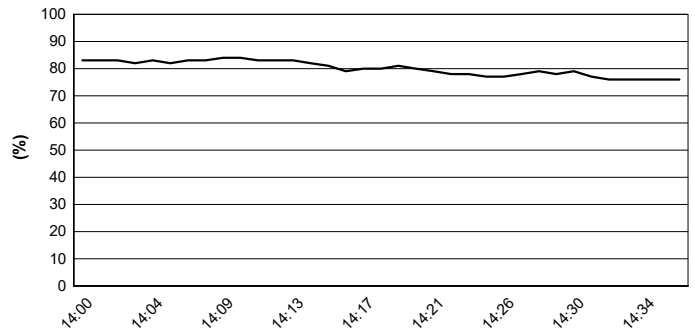
Track Temperature



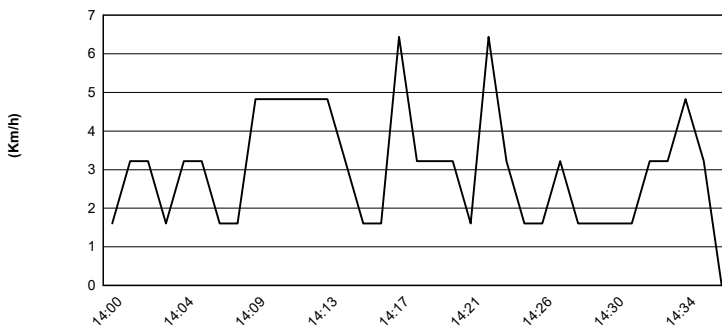
Air Pressure



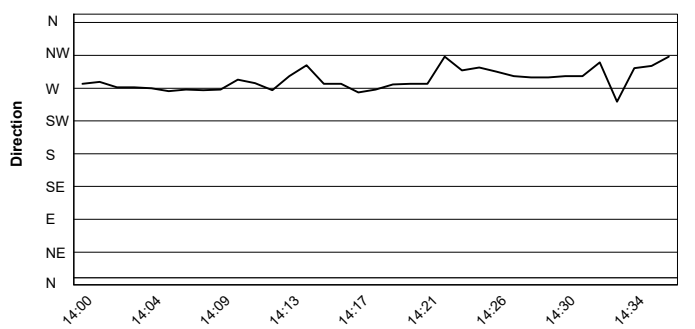
Humidity



Wind Speed



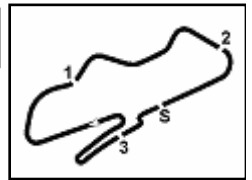
Wind Direction



03/07/2021

These data/results cannot be reproduced, stored and/or transmitted in whole or in part by any manner of electronic, mechanical, photocopying, recording, broadcasting or otherwise now known or herein after developed without the previous express consent by the copyright owner, except for reproduction in daily press and regular printed publications on sale to the public within 60 days of the event related to those data/results and always provided that copyright symbol appears together as follows below.

© DORNA WSBK ORGANIZATION Srl 2021



Donington Park 4.023 m

Prosecco DOC UK Round, 2-4 July 2021
Manufacturers Standings

	Points	Points From First	Points From Previous	May 23	May 30	June 13	July 4	July 25	August 8	August 22	September 5	September 19	September 26	October 3	October 16	November 14		
				ARAGON	ESTORIL	MISANO	DONINGTON	ASSEN	MOST	NAVARRA	MAGNY-COURS	BARCELONA	JEREZ	PORTIMAO	VILLICUM	MANDALIKA		
1 KAWASAKI	169			25 20 12	16 25 12	16 16 7	20											
2 DUCATI	159	10		13 25 6	25 20 7	25 20 12	6											
3 YAMAHA	157	12	2	16 10 7	20 16 9	20 25 9	25											
4 BMW	80	89	77	10 13 5	9 10 3	8 6 3	13											
5 HONDA	61	108	19	8 5 3	8 9	10 8	10											

03/07/2021 First Line: Race 1 & 2 - Second Line: Tissot Superpole Race

These data/results cannot be reproduced, stored and/or transmitted in whole or in part by any manner of electronic, mechanical, photocopying, recording, broadcasting or otherwise now known or herein after developed without the previous express consent by the copyright owner, except for reproduction in daily press and regular printed publications on sale to the public within 60 days of the event related to those data/results and always provided that copyright symbol appears together as follows below.

© DORNA WSBK ORGANIZATION Srl 2021

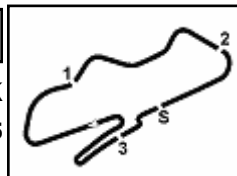
FIAT PERUGIA TIMING



Official Tyre Supplier



Official Timekeeper



Donington Park 4.023 m

Prosecco DOC UK Round, 2-4 July 2021 Best Laps & Speeds

No.	Rider Bike	Nat	Best Lap		FP1		FP2		FP3		SP		RC1	
			LL	SPD	LL	SPD	LL	SPD	LL	SPD	LL	SPD	LL	SPD
1	31 G. GERLOFF Yamaha YZF R1	USA	1'27.524 80 268,8		1'28.681 20 268,2	1'27.524 20 267,5		1'43.971 9 253,1		1'41.393 8 256,1		1'28.950 23 268,8		
2	1 J. REA Kawasaki ZX-10RR	GBR	1'27.841 77 271,5		1'27.841 17 271,5	1'27.853 20 270,2		1'41.433 9 258,5		1'40.101 8 256,7		1'28.670 23 268,8		
3	54 T. RAZGATLIOGLU Yamaha YZF R1	TUR	1'28.048 75 268,8		1'28.105 14 268,2	1'28.048 21 268,8		1'45.274 11 249,0		1'42.840 6 254,2		1'28.571 23 267,5		
4	22 A. LOWES Kawasaki ZX-10RR	GBR	1'28.131 82 270,9		1'29.028 18 269,5	1'28.131 22 270,9		1'42.614 11 257,3		1'41.351 8 259,1		1'28.623 23 269,5		
5	45 S. REDDING Ducati Panigale V4 R	GBR	1'28.150 57 270,9		1'28.814 24 270,2	1'28.150 19 270,9		1'47.003 7 249,0		1'42.067 7 251,9				
6	66 T. SYKES BMW M 1000 RR	GBR	1'28.202 66 270,2		1'28.202 17 270,2	1'28.669 7 268,2		1'43.335 12 256,1		1'40.763 7 257,3		1'29.038 23 269,5		
7	21 M. RINALDI Ducati Panigale V4 R	ITA	1'28.324 86 273,6		1'28.560 21 272,9	1'28.324 21 273,6		1'48.238 13 243,3		1'42.587 8 258,5		1'29.665 23 273,6		
8	91 L. HASLAM Honda CBR1000 RR-R	GBR	1'28.395 64 271,5		1'28.843 14 270,2	1'28.395 13 270,2		1'42.721 12 256,1		1'42.206 2 253,6		1'29.158 23 271,5		
9	44 L. MAHIAS Kawasaki ZX-10RR	FRA	1'28.462 76 263,6		1'29.505 14 261,0	1'28.462 22 263,6		1'47.324 10 243,9		1'42.658 7 247,8		1'30.154 23 259,8		
10	60 M. VAN DER MARK BMW M 1000 RR	NED	1'28.549 82 270,2		1'29.104 20 267,5	1'28.549 20 270,2		1'45.973 12 249,0		1'40.626 7 254,8		1'29.215 23 270,2		
11	55 A. LOCATELLI Yamaha YZF R1	ITA	1'28.594 74 269,5		1'29.746 22 267,5	1'28.594 25 269,5		1'45.373 13 253,1		1'42.683 8 255,5		1'32.810 6 266,2		
12	7 C. DAVIES Ducati Panigale V4 R	GBR	1'29.064 64 272,2		1'29.172 15 268,8	1'29.064 14 268,2		1'45.223 5 248,4		1'42.630 7 259,8		1'29.796 23 272,2		
13	47 A. BASSANI Ducati Panigale V4 R	ITA	1'29.359 82 272,9		1'29.607 18 272,9	1'29.359 21 270,2		1'44.584 12 248,4		1'42.801 8 253,1		1'30.210 23 271,5		
14	53 T. RABAT Ducati Panigale V4 R	ESP	1'29.414 77 272,2		1'30.157 23 272,2	1'29.414 21 272,2		1'49.002 12 245,6		1'44.703 8 256,7		1'32.061 13 267,5		
15	19 A. BAUTISTA Honda CBR1000 RR-R	ESP	1'29.568 80 271,5		1'29.932 18 271,5	1'29.568 18 271,5		1'45.336 13 249,0		1'43.625 8 244,4		1'29.929 23 270,9		
16	32 I. VINALES Kawasaki ZX-10RR	ESP	1'29.780 80 267,5		1'31.880 20 266,2	1'29.780 17 266,2		1'47.579 12 242,8		1'44.630 8 249,0		1'30.991 23 267,5		
17	12 L. MOSSEY Kawasaki ZX-10RR	GBR	1'29.975 77 263,6		1'30.953 18 262,3	1'29.975 19 261,7		1'47.762 9 229,8		1'43.212 8 249,0		1'30.472 23 263,6		
18	94 J. FOLGER BMW M 1000 RR	GER	1'30.077 77 265,5		1'30.077 19 265,5	1'30.218 21 262,9		1'49.059 9 240,6		1'46.660 7 245,0		1'31.787 21 257,9		
19	50 E. LAVERTY BMW M 1000 RR	IRL	1'30.088 64 270,2			1'30.088 20 267,5		1'48.314 14 240,1		1'43.345 7 253,6		1'30.231 23 270,2		
20	23 C. PONSSON Yamaha YZF R1	FRA	1'30.253 61 264,9		1'31.579 20 263,6	1'30.253 20 264,9		1'49.965 13 244,4		1'46.568 8 250,7				
21	84 L. CRESSON Kawasaki ZX-10RR	BEL	1'31.403 80 261,0		1'32.033 21 261,0	1'31.403 17 258,5		1'51.191 12 240,1		1'46.775 8 247,2		1'31.422 22 260,4		
22	3 K. NOZANE Yamaha YZF R1	JPN	1'35.209 4 256,1		1'35.209 4 256,1									

03/07/2021

These data/results cannot be reproduced, stored and/or transmitted in whole or in part by any manner of electronic, mechanical, photocopying, recording, broadcasting or otherwise now known or herein after developed without the previous express consent by the copyright owner, except for reproduction in daily press and regular printed publications on sale to the public within 60 days of the event related to those data/results and always provided that copyright symbol appears together as follows below.

© DORNA WSBK ORGANIZATION Srl 2021

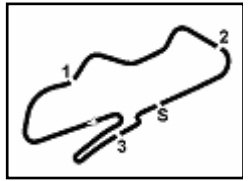
PIRELLI PERUGIA TIMING



Official Tyre Supplier



Official Timekeeper



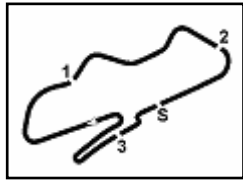
Donington Park 4.023 m

Prosecco DOC UK Round, 2-4 July 2021
Pirelli Best Lap Award

	Points	Points From First	Points From Previous	May 23 ARAGON	May 30 ESTORIL	June 13 MISANO	July 4 DONINGTON	July 25 ASSEN	August 8 MOST	August 22 NAVARRA	September 5 MAGNY-COURS	September 19 BARCELONA	September 26 JEREZ	October 3 PORTIMAO	October 16 VILLICUM	November 14 MANDALIKA		
1 RAZGATLIOGLU Toprak (TUR)	3				1	1	1											
2 REA Jonathan (GBR)	3	0		1	1	1												
3 DAVIES Chaz (GBR)	1	2	2	1														

03/07/2021
These data/results cannot be reproduced, stored and/or transmitted in whole or in part by any manner of electronic, mechanical, photocopying, recording, broadcasting or otherwise now known or herein after developed without the previous express consent by the copyright owner, except for reproduction in daily press and regular printed publications on sale to the public within 60 days of the event related to those data/results and always provided that copyright symbol appears together as follows below.
© DORNA WSBK ORGANIZATION Srl 2021





Prosecco DOC UK Round, 2-4 July 2021
Hyundai N-spired Award Race 1

Donington Park 4.023 m

Points	Points From First	Points From Previous	May 23		May 30		June 13		July 4		July 25		August 8		August 22		September 5		September 19		September 26		October 3		October 16		November 14		
			ARAGON	ESTORIL	MISANO	DONINGTON	ASSEN	MOST	NAVARRA	MAGNY-COURS	BARCELONA	JEREZ	PORTIMAO	VILLICUM	MANDALIKA														
1	BAUTISTA Alvaro (ESP)	35		<u>10</u>	<u>11</u>	3	3	8																					
2	BASSANI Axel (ITA)	29	6	<u>8</u>	6	6	6	1	2																				
3	VAN DER MARK Michael (NED)	24	11	5	4	5	8	3	4																				
4	RAZGATLIOGLU Toprak (TUR)	21	14	3	7	1		1	<u>12</u>																				
5	LOCATELLI Andrea (ITA)	20	15	1	4	7		7	2																				
6	VINALES Isaac (ESP)	20	15	0	6	6	2	3	1	2																			
7	CRESSON Loris (BEL)	18	17	2	5	3	1	3	1	5																			
8	DAVIES Chaz (GBR)	16	19	2		9	7																						
9	FOLGER Jonas (GER)	12	23	4	2	<u>10</u>																							
10	GERLOFF Garrett (USA)	12	23	0				<u>9</u>	3																				
11	LAVERTY Eugene (IRL)	9	26	3				<u>7</u>	2																				
12	NOZANE Kohta (JPN)	9	26	0	2	1	3	1	2																				
13	REDDING Scott (GBR)	8	27	1	7	1																							
14	SYKES Tom (GBR)	6	29	2	6																								
15	MAHIAS Lucas (FRA)	6	29	0	5				1																				
16	HASLAM Leon (GBR)	6	29	0		2	3		1																				
17	PONSSON Christophe (FRA)	6	29	0	2		3		1																				
18	RINALDI Michael Ruben (ITA)	6	29	0	2	1		3																					
19	LOWES Alex (GBR)	6	29	0	2		2	1	1																				
20	RABAT Tito (ESP)	5	30	1			1	1	3																				
21	MERCADO Leandro (ARG)	4	31	1	4																								
22	CAVALIERI Samuele (ITA)	1	34	3				1																					

03/07/2021
These data/results cannot be reproduced, stored and/or transmitted in whole or in part by any manner of electronic, mechanical, photocopying, recording, broadcasting or otherwise now known or herein after developed without the previous express consent by the copyright owner, except for reproduction in daily press and regular printed publications on sale to the public within 60 days of the event related to those data/results and always provided that copyright symbol appears together as follows below.
© DORNA WSBK ORGANIZATION Srl 2021

