

Prosecco DOC UK Round, 2-4 July 2021

Chronological Analysis Race 2

Donington Park 4.023 m

Start at 14:00'07.774

1 / 5

1° 54 T. RAZGATLIOGLU (1'28.262)							
Lap	Seg.1	Seg.2	Seg.3	Seg.4	Lap Time	km/h	Local Time
1		24.582	22.069	23.057	1'31.740	266,2	14:01'39.514
2	18.825	24.437	22.178	23.057	1'28.497	266,9	14:03'08.011
3	18.931	24.294	22.089	23.138	1'28.452	266,9	14:04'36.463
4	18.927	24.287	22.138	23.066	1'28.418	265,6	14:06'04.881
5	18.970	24.167	22.112	23.090	1'28.339	264,9	14:07'33.220
6	18.944	24.286	22.146	22.958	1'28.334	265,6	14:09'01.554
7	18.974	24.303	22.024	22.961	1'28.262	264,3	14:10'29.816
8	18.932	24.352	22.137	23.022	1'28.443	264,9	14:11'58.259
9	18.961	24.344	22.104	23.007	1'28.416	264,9	14:13'26.675
10	19.077	24.332	22.841	23.119	1'29.369	266,2	14:14'56.044
11	18.958	24.404	22.159	23.028	1'28.549	263,0	14:16'24.593
12	19.045	24.309	22.182	23.064	1'28.600	266,2	14:17'53.193
13	18.989	24.279	22.138	23.106	1'28.512	263,0	14:19'21.705
14	19.065	24.359	22.139	22.997	1'28.560	265,6	14:20'50.265
15	18.995	24.258	22.192	22.929	1'28.374	265,6	14:22'18.639
16	18.952	24.280	22.094	23.015	1'28.341	267,5	14:23'46.980
17	18.955	24.324	22.187	23.010	1'28.476	266,9	14:25'15.456
18	18.968	24.394	22.115	22.960	1'28.437	266,9	14:26'43.893
19	19.037	24.324	22.181	23.088	1'28.630	266,2	14:28'12.523
20	19.071	24.541	22.191	23.172	1'28.975	264,3	14:29'41.498
21	19.040	24.362	22.230	23.061	1'28.693	266,9	14:31'10.191
22	19.099	24.537	22.180	23.456	1'29.272	264,9	14:32'39.463
23	19.077	24.578	22.383	23.499	1'29.537	267,5	14:34'09.000
Race Time 34'01.226							

10	19.018	24.398	22.254	23.704	1'29.374	266,2	14:14'58.908
11	19.074	24.353	22.146	23.314	1'28.887	267,5	14:16'27.795
12	19.012	24.280	22.215	23.256	1'28.763	267,5	14:17'56.558
13	18.954	24.313	22.168	23.230	1'28.665	267,5	14:19'25.223
14	18.980	24.298	22.213	23.335	1'28.826	268,2	14:20'54.049
15	19.009	24.387	22.205	23.172	1'28.773	267,5	14:22'22.822
16	18.987	24.427	22.309	23.176	1'28.899	266,9	14:23'51.721
17	18.925	24.309	22.216	23.282	1'28.732	268,9	14:25'20.453
18	18.939	24.581	22.474	23.206	1'29.200	268,9	14:26'49.653
19	19.016	24.354	22.162	23.288	1'28.820	267,5	14:28'18.473
20	19.009	24.392	22.229	23.243	1'28.873	266,9	14:29'47.346
21	19.061	24.324	22.149	23.221	1'28.755	268,2	14:31'16.101
22	18.971	24.364	22.278	23.093	1'28.706	267,5	14:32'44.807
23	18.962	24.427	22.192	23.134	1'28.715	270,2	14:34'13.522
Race Time 34'05.748							

2° 31 G. GERLOFF (1'28.346)							
Lap	Seg.1	Seg.2	Seg.3	Seg.4	Lap Time	km/h	Local Time
1		24.598	22.935	23.397	1'33.193	268,2	14:01'40.967
2	19.028	24.205	22.021	23.346	1'28.600	267,5	14:03'09.567
3	18.954	24.313	22.178	23.503	1'28.948	264,9	14:04'38.515
4	19.024	24.278	22.199	23.184	1'28.685	266,2	14:06'07.200
5	18.986	24.277	22.122	23.354	1'28.739	266,9	14:07'35.939
6	19.037	24.220	22.240	23.248	1'28.745	264,9	14:09'04.684
7	18.986	24.359	21.997	23.295	1'28.637	266,9	14:10'33.321
8	18.944	24.225	21.977	23.200	1'28.346	266,2	14:12'01.667
9	18.951	24.345	21.982	23.102	1'28.380	266,9	14:13'30.047
10	19.017	24.359	21.993	23.214	1'28.583	265,6	14:14'58.630
11	19.101	24.245	21.996	23.137	1'28.479	264,3	14:16'27.109
12	19.163	24.368	22.082	23.103	1'28.716	266,2	14:17'55.825
13	18.997	24.302	22.048	23.196	1'28.543	266,2	14:19'24.368
14	19.008	24.400	22.030	23.108	1'28.546	268,2	14:20'52.914
15	18.970	24.363	21.970	23.107	1'28.410	266,2	14:22'21.324
16	18.979	24.412	22.054	23.184	1'28.629	266,9	14:23'49.953
17	18.983	24.362	22.019	23.153	1'28.517	266,2	14:25'18.470
18	18.940	24.297	22.197	23.117	1'28.551	266,9	14:26'47.021
19	18.931	24.463	22.084	23.078	1'28.556	266,2	14:28'15.577
20	18.988	24.479	22.082	23.244	1'28.793	266,9	14:29'44.370
21	19.234	24.367	22.241	23.180	1'29.022	266,9	14:31'13.392
22	19.074	24.381	22.075	23.138	1'28.668	264,3	14:32'42.060
23	18.997	24.592	22.250	23.344	1'29.183	266,9	14:34'11.243
Race Time 34'03.469							

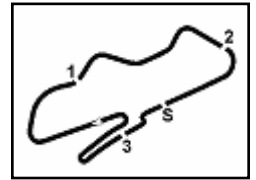
4° 45 S. REDDING (1'28.423)							
Lap	Seg.1	Seg.2	Seg.3	Seg.4	Lap Time	km/h	Local Time
1		24.953	22.327	24.134	1'34.462	263,6	14:01'42.236
2	19.137	24.475	22.085	23.365	1'29.062	272,3	14:03'11.298
3	18.910	24.440	21.989	23.356	1'28.695	272,3	14:04'39.993
4	18.910	24.466	21.910	23.272	1'28.558	270,2	14:06'08.551
5	18.957	24.438	22.056	23.310	1'28.761	270,2	14:07'37.312
6	18.982	24.446	22.105	23.228	1'28.761	272,3	14:09'06.073
7	18.913	24.572	22.002	23.228	1'28.715	270,2	14:10'34.788
8	18.906	24.418	22.042	23.228	1'28.594	268,2	14:12'03.382
9	18.907	24.455	21.913	23.402	1'28.677	270,9	14:13'32.059
10	18.884	24.486	22.096	23.171	1'28.637	270,2	14:15'00.696
11	18.956	24.464	22.059	23.290	1'28.769	268,9	14:16'29.465
12	18.961	24.513	22.031	23.223	1'28.728	271,6	14:17'58.193
13	18.961	24.504	21.971	23.169	1'28.605	270,9	14:19'26.798
14	18.951	24.647	22.070	23.263	1'28.931	272,3	14:20'55.729
15	18.963	24.505	21.991	23.291	1'28.750	271,6	14:22'24.479
16	18.955	24.405	22.229	23.292	1'28.881	272,3	14:23'53.360
17	19.000	24.475	22.040	23.159	1'28.674	273,0	14:25'22.034
18	19.012	24.563	22.078	23.223	1'28.876	271,6	14:26'50.910
19	18.954	24.408	22.011	23.156	1'28.529	272,3	14:28'19.439
20	18.917	24.418	22.013	23.231	1'28.579	271,6	14:29'48.018
21	18.952	24.445	22.054	23.246	1'28.697	273,0	14:31'16.715
22	18.844	24.406	22.032	23.141	1'28.423	273,0	14:32'45.138
23	18.923	24.543	22.102	23.445	1'29.013	273,0	14:34'14.151
Race Time 34'06.377							

3° 66 T. SYKES (1'28.492)							
Lap	Seg.1	Seg.2	Seg.3	Seg.4	Lap Time	km/h	Local Time
1		24.464	22.285	23.212	1'32.106	269,6	14:01'39.880
2	18.972	24.254	22.171	23.250	1'28.647	270,2	14:03'08.527
3	18.821	24.296	22.113	23.262	1'28.492	268,9	14:04'37.019
4	18.993	24.411	22.221	23.330	1'28.955	268,2	14:06'05.974
5	18.981	24.261	22.101	23.255	1'28.598	267,5	14:07'34.572
6	18.860	24.313	22.185	23.353	1'28.711	269,6	14:09'03.283
7	19.015	24.287	22.181	23.269	1'28.752	268,9	14:10'32.035
8	18.901	24.367	22.238	23.234	1'28.740	268,2	14:12'00.775
9	18.920	24.494	22.140	23.205	1'28.759	267,5	14:13'29.534

5° 60 M. VAN DER MARK (1'28.882)							
Lap	Seg.1	Seg.2	Seg.3	Seg.4	Lap Time	km/h	Local Time
1		24.563	22.653	23.619	1'33.473	268,9	14:01'41.247
2	19.022	24.357	22.042	23.463	1'28.884	269,6	14:03'10.131
3	19.014	24.483	22.092	23.293	1'28.882	267,5	14:04'39.013
4	19.052	24.469	22.081	23.505	1'29.107	270,2	14:06'08.120
5	19.016	24.409	22.098	23.538	1'29.061	265,6	14:07'37.181
6	19.289	24.495	22.064	23.518	1'29.366	270,2	14:09'06.547
7	19.093	24.524	22.032	23.403	1'29.052	270,2	14:10'35.599
8	19.456	24.411	22.186	23.433	1'29.486	269,6	14:12'05.085
9	18.941	24.391	22.293	23.363	1'28.988	264,3	14:13'34.073
10	19.010	24.597	22.049	23.427	1'29.083	269,6	14:15'03.156
11	19.021	24.444	22.119	23.410	1'28.994	268,9	14:16'32.150
12	19.027	24.546	22.196	23.319	1'29.088	268,2	14:18'01.238
13	19.055	24.504	22.094	23.237	1'28.890	270,2	14:19'30.128
14	19.015	24.876	22.155	23.304	1'29.350	268,9	14:20'59.478
15	19.065	24.451	22.029	23.346	1'28.891	270,2	14:22'28.369
16	18.953	24.546	22.122	23.386	1'29.007	270,2	14:23'57.376
17	19.308	24.638	22.108	23.332	1'29.386	268,2	14:25'26.762
18	19.198	24.642	22.082	23.283	1'29.205	267,5	14:26'55.967
19	19.279	24.588	22.166	23.253	1'29.286	267,5	14:28'25.253
20	19.173	24.593	22.062	23.253	1'29.081	266,2	14:29'54.334

04/07/2021 P = Pits In/Out - C = Lap Time Cancelled

These data/results cannot be reproduced, stored and/or transmitted in whole or in part by any manner of electronic, mechanical, photocopying



Prosecco DOC UK Round, 2-4 July 2021 Chronological Analysis Race 2

Donington Park 4.023 m

Start at 14:00'07.774

2 / 5

21	19.216	24.568	22.122	23.223	1'29.129	267,5	14:31'23.463	6	18.951	24.512	22.329	23.566	1'29.358	271,6	14:09'08.637
22	19.196	25.160	22.056	23.236	1'29.648	266,2	14:32'53.111	7	19.034	24.580	22.163	23.446	1'29.223	272,3	14:10'37.860
23	19.142	24.671	22.066	23.325	1'29.204	266,9	14:34'22.315	8	19.058	24.589	22.287	23.411	1'29.345	271,6	14:12'07.205
Race Time 34'14.541															

6° 22 A. LOWES (1'28.729)							
Lap	Seg.1	Seg.2	Seg.3	Seg.4	Lap Time	km/h	Local Time
1		24.651	22.421	23.959	1'33.997	268,9	14:01'41.771
2	19.125	24.365	22.027	23.522	1'29.039	270,2	14:03'10.810
3	19.066	24.332	22.215	23.146	1'28.759	268,2	14:04'39.569
4	18.982	24.326	22.004	23.417	1'28.729	269,6	14:06'08.298
5	19.051	24.447	22.045	23.804	1'29.347	269,6	14:07'37.645
6	19.117	24.415	22.035	23.730	1'29.297	270,9	14:09'06.942
7	19.165	24.374	21.983	23.257	1'28.779	270,2	14:10'35.721
8	19.161	24.389	22.095	23.258	1'28.903	266,2	14:12'04.624
9	19.134	24.499	22.214	23.170	1'29.017	266,9	14:13'33.641
10	19.257	24.567	22.113	23.139	1'29.076	265,6	14:15'02.717
11	19.124	24.482	22.222	23.138	1'28.966	266,2	14:16'31.683
12	19.175	24.605	22.202	23.011	1'28.993	266,2	14:18'00.676
13	19.082	24.580	22.207	23.077	1'28.946	266,2	14:19'29.622
14	19.099	24.732	22.121	23.233	1'29.185	266,9	14:20'58.807
15	19.164	24.614	22.156	23.055	1'28.989	266,9	14:22'27.796
16	19.105	24.796	22.236	23.732	1'29.869	267,5	14:23'57.665
17	19.405	24.641	22.303	23.133	1'29.482	266,9	14:25'27.147
18	19.199	24.677	22.167	23.241	1'29.284	268,2	14:26'56.431
19	19.183	24.694	22.187	23.225	1'29.289	269,6	14:28'25.720
20	19.219	24.547	22.132	23.151	1'29.049	268,2	14:29'54.769
21	20.024	24.905	22.169	23.115	1'30.213	267,5	14:31'24.982
22	19.198	24.618	22.185	23.074	1'29.075	268,2	14:32'54.057
23	19.203	24.724	22.212	23.248	1'29.387	267,5	14:34'23.444
Race Time 34'15.670							

7° 7 C. DAVIES (1'28.770)							
Lap	Seg.1	Seg.2	Seg.3	Seg.4	Lap Time	km/h	Local Time
1		25.531	22.861	23.544	1'35.183	270,2	14:01'42.957
2	19.087	24.521	22.626	23.504	1'29.738	272,3	14:03'12.695
3	19.208	24.561	22.300	23.196	1'29.265	271,6	14:04'41.960
4	19.169	24.444	22.256	23.113	1'28.982	271,6	14:06'10.942
5	19.026	24.566	22.078	23.245	1'28.915	273,7	14:07'39.857
6	19.076	24.604	22.204	23.282	1'29.166	273,7	14:09'09.023
7	19.082	24.724	22.244	23.308	1'29.358	272,3	14:10'38.381
8	19.147	24.638	22.158	23.184	1'29.127	272,3	14:12'07.508
9	19.079	24.473	22.214	23.337	1'29.103	273,0	14:13'36.611
10	19.170	24.538	22.130	23.243	1'29.081	273,0	14:15'05.692
11	19.218	24.495	22.467	23.202	1'29.382	269,6	14:16'35.074
12	19.216	24.572	22.469	23.043	1'29.300	269,6	14:18'04.374
13	19.203	24.588	22.308	23.107	1'29.206	268,9	14:19'33.580
14	19.158	24.485	22.401	23.177	1'29.221	269,6	14:21'02.801
15	19.195	24.612	22.204	23.145	1'29.156	269,6	14:22'31.957
16	19.108	24.779	22.375	23.043	1'29.305	268,9	14:24'01.262
17	19.146	24.502	22.117	23.005	1'28.770	270,9	14:25'30.032
18	19.206	24.490	22.251	23.122	1'29.069	270,2	14:26'59.101
19	19.131	24.468	22.161	23.072	1'28.832	271,6	14:28'27.933
20	19.173	24.429	22.327	23.139	1'29.068	270,9	14:29'57.001
21	19.172	24.591	22.324	23.166	1'29.253	270,2	14:31'26.254
22	19.306	24.795	22.347	23.110	1'29.558	269,6	14:32'55.812
23	19.261	24.892	22.485	23.234	1'29.872	268,9	14:34'25.684
Race Time 34'17.910							

8° 21 M. RINALDI (1'28.995)							
Lap	Seg.1	Seg.2	Seg.3	Seg.4	Lap Time	km/h	Local Time
1		25.070	22.990	23.456	1'34.839	277,2	14:01'42.613
2	19.148	24.638	22.168	23.485	1'29.439	272,3	14:03'12.052
3	19.100	24.506	22.186	23.269	1'29.061	271,6	14:04'41.113
4	18.992	24.561	22.215	23.349	1'29.117	272,3	14:06'10.230
5	19.000	24.456	22.202	23.391	1'29.049	272,3	14:07'39.279

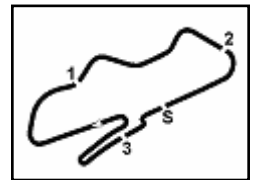
9° 91 L. HASLAM (1'28.633)							
Lap	Seg.1	Seg.2	Seg.3	Seg.4	Lap Time	km/h	Local Time
1		24.598	22.540	23.425	1'32.963	272,3	14:01'40.737
2	18.928	24.215	22.128	23.362	1'28.633	268,2	14:03'09.370
3	19.065	24.252	22.166	23.718	1'29.201	268,2	14:04'38.571
4	19.212	24.381	22.205	23.446	1'29.244	269,6	14:06'07.815
5	19.111	24.371	22.194	23.361	1'29.037	268,9	14:07'36.852
6	19.166	24.417	22.360	24.017	1'29.960	267,5	14:09'06.812
7	19.495	24.510	22.258	24.125	1'30.388	268,2	14:10'37.200
8	19.172	24.572	22.318	23.510	1'29.572	269,6	14:12'06.772
9	18.992	24.405	22.233	23.561	1'29.191	268,2	14:13'35.963
10	19.177	24.428	22.293	23.574	1'29.472	267,5	14:15'05.435
11	19.223	24.540	22.541	23.715	1'30.019	270,2	14:16'35.454
12	19.169	24.421	22.456	23.567	1'29.613	270,2	14:18'05.067
13	19.273	24.428	22.288	23.446	1'29.435	266,2	14:19'34.502
14	19.134	24.257	22.169	23.486	1'29.046	269,6	14:21'03.548
15	19.207	24.295	22.179	23.442	1'29.123	267,5	14:22'32.671
16	19.209	24.494	22.176	23.432	1'29.311	268,9	14:24'01.982
17	19.301	24.361	22.223	23.543	1'29.428	268,9	14:25'31.410
18	19.306	24.505	22.275	23.838	1'29.924	268,9	14:27'01.334
19	19.195	24.420	22.219	23.486	1'29.320	270,2	14:28'30.654
20	19.204	24.370	22.213	23.507	1'29.294	269,6	14:29'59.948
21	19.174	24.545	22.319	23.516	1'29.554	269,6	14:31'29.502
22	19.261	24.572	22.329	23.588	1'29.750	268,9	14:32'59.252
23	19.230	24.662	22.751	23.888	1'30.531	268,9	14:34'29.783
Race Time 34'22.009							

10° 19 A. BAUTISTA (1'29.104)							
Lap	Seg.1	Seg.2	Seg.3	Seg.4	Lap Time	km/h	Local Time
1		25.199	22.566	23.562	1'34.706	267,5	14:01'42.480
2	19.469	24.791	22.353	23.485	1'30.098	275,1	14:03'12.578
3	19.152	24.603	22.285	23.819	1'29.859	272,3	14:04'42.437
4	19.335	24.747	22.285	23.394	1'29.761	270,9	14:06'12.198
5	19.230	24.722	22.224	23.546	1'29.722	272,3	14:07'41.920
6	19.076	24.542	22.410	23.509	1'29.537	272,3	14:09'11.457
7	19.158	24.666	22.392	23.401	1'29.617	268,9	14:10'41.074
8	19.090	24.623	22.332	23.453	1'29.498	270,9	14:12'10.572
9	19.063	24.592	22.391	23.438	1'29.484	270,9	14:13'40.056
10	19.206	24.455	22.233	23.361	1'29.255	266,2	14:15'09.311
11	19.092	24.529	22.375	23.438	1'29.434	271,6	14:16'38.745
12	19.098	24.614	22.234	23.272	1'29.218	273,0	14:18'07.963
13	19.249	24.674	22.227	23.400	1'29.550	273,0	14:19'37.513
14	19.088	24.754	22.217	23.408	1'29.467	270,9	14:21'06.980
15	19.128	24.625	22.388	23.435	1'29.576	276,5	14:22'36.556
16	19.112	24.787	22.213	23.392	1'29.504	272,3	14:24'06.060

04/07/2021 P = Pits In/Out - C = Lap Time Cancelled

These data/results cannot be reproduced, stored and/or transmitted in whole or in part by any manner of electronic, mechanical, photocopying, recording, broadcasting or otherwise now known or herein after developed without the previous express consent by the copyright owner, except for reproduction in daily press and regular printed publications on sale to the public within 60 days of the event related to those data/results and always provided that copyright symbol appears together as follows below.

© DORNA WSBK ORGANIZATION Srl 2021


Prosecco DOC UK Round, 2-4 July 2021
Chronological Analysis Race 2

Donington Park 4.023 m

Start at 14:00'07.774

3 / 5

17	19.091	24.797	22.253	23.321	1'29.462	272,3	14:25'35.522	2	19.249	24.486	22.321	23.849	1'29.905	266,2	14:03'13.257
18	19.084	24.545	22.206	23.269	1'29.104	273,7	14:27'04.626	3	19.350	24.725	22.162	23.614	1'29.851	268,2	14:04'43.108
19	19.058	24.654	22.248	23.310	1'29.270	273,0	14:28'33.896	4	19.366	24.663	22.277	24.518	1'30.824	272,3	14:06'13.932
20	19.106	24.660	22.114	23.379	1'29.259	274,4	14:30'03.155	5	19.359	24.453	22.237	23.638	1'29.687	270,9	14:07'43.619
21	19.129	24.626	22.402	23.420	1'29.577	273,7	14:31'32.732	6	19.285	24.372	22.416	23.682	1'29.755	271,6	14:09'13.374
22	19.097	24.573	22.267	23.442	1'29.379	273,7	14:33'02.111	7	19.371	24.661	22.458	23.628	1'30.118	271,6	14:10'43.492
23	19.145	24.596	22.501	23.585	1'29.827	268,2	14:34'31.938	8	19.289	24.812	22.434	23.648	1'30.183	270,9	14:12'13.675
									Race Time	34'24.164					

11° 55 A. LOCATELLI (1'29.010)								
Lap	Seg.1	Seg.2	Seg.3	Seg.4	Lap Time	km/h	Local Time	
1		25.015	22.486	24.010	1'34.352	264,9	14:01'42.126	
2	19.377	24.558	22.272	23.490	1'29.697	266,2	14:03'11.823	
3	19.105	24.349	22.398	23.274	1'29.126	266,9	14:04'40.949	
4	19.311	24.602	22.299	23.395	1'29.607	266,9	14:06'10.556	
5	18.960	24.509	22.268	23.273	1'29.010	269,6	14:07'39.566	
6	19.088	24.421	22.337	23.459	1'29.305	268,2	14:09'08.871	
7	19.066	24.623	22.298	23.452	1'29.439	268,2	14:10'38.310	
8	19.366	24.676	22.322	23.381	1'29.745	268,2	14:12'08.055	
9	19.144	24.516	22.404	23.374	1'29.438	267,5	14:13'37.493	
10	19.182	24.461	22.273	23.466	1'29.382	266,9	14:15'06.875	
11	19.182	24.612	22.395	23.390	1'29.579	266,9	14:16'36.454	
12	19.131	24.544	22.382	23.538	1'29.595	269,6	14:18'06.049	
13	19.239	24.503	22.277	23.551	1'29.570	268,2	14:19'35.619	
14	19.172	24.534	22.196	23.494	1'29.396	269,6	14:21'05.015	
15	19.117	25.039	22.388	23.330	1'29.874	266,9	14:22'34.889	
16	19.163	24.525	22.461	23.290	1'29.439	266,2	14:24'04.328	
17	19.271	24.589	22.336	23.366	1'29.562	266,9	14:25'33.890	
18	19.167	24.603	22.298	23.356	1'29.424	266,9	14:27'03.314	
19	19.238	24.472	22.332	23.306	1'29.348	266,2	14:28'32.662	
20	19.165	24.497	22.372	23.368	1'29.402	266,9	14:30'02.064	
21	19.330	24.690	22.525	23.300	1'29.845	266,2	14:31'31.909	
22	19.321	24.635	22.534	23.325	1'29.815	265,6	14:33'01.724	
23	19.199	24.775	22.780	23.716	1'30.470	266,9	14:34'32.194	
					Race Time	34'24.420		

14° 53 T. RABAT (1'29.801)								
Lap	Seg.1	Seg.2	Seg.3	Seg.4	Lap Time	km/h	Local Time	
1		25.505	23.347	23.909	1'36.733	250,7	14:01'44.507	
2	19.697	24.880	22.467	23.719	1'30.763	269,6	14:03'15.270	
3	19.367	24.812	22.390	23.392	1'29.961	270,2	14:04'45.231	
4	19.249	24.899	22.503	23.530	1'30.181	261,1	14:06'15.412	
5	19.395	25.070	22.274	23.301	1'30.040	273,0	14:07'45.452	
6	19.212	25.063	22.644	23.281	1'30.200	272,3	14:09'15.652	
7	19.369	24.935	22.471	23.343	1'30.118	271,6	14:10'45.770	
8	19.260	24.836	22.466	23.557	1'30.119	273,7	14:12'15.889	
9	19.301	24.821	22.341	23.338	1'29.801	271,6	14:13'45.690	
10	19.413	24.706	22.459	23.434	1'30.012	272,3	14:15'15.702	
11	19.360	24.914	22.418	23.314	1'30.006	273,0	14:16'45.708	
12	19.284	24.816	22.387	23.365	1'29.852	273,7	14:18'15.560	
13	19.459	24.852	22.442	23.689	1'30.442	271,6	14:19'46.002	
14	19.288	25.001	22.331	23.332	1'29.952	270,9	14:21'15.954	
15	19.280	24.918	22.326	23.363	1'29.887	271,6	14:22'45.841	
16	19.420	24.905	22.420	23.241	1'29.986	271,6	14:24'15.827	
17	19.297	25.174	22.425	23.277	1'30.173	268,2	14:25'46.000	
18	19.354	24.966	22.430	23.357	1'30.107	270,9	14:27'16.107	
19	19.367	25.042	22.410	23.445	1'30.264	270,9	14:28'46.371	
20	19.347	25.018	22.342	23.327	1'30.034	272,3	14:30'16.405	
21	19.333	25.053	22.490	23.269	1'30.145	271,6	14:31'46.550	
22	19.391	24.989	22.469	23.413	1'30.262	269,6	14:33'16.812	
23	19.376	25.195	22.484	23.503	1'30.558	273,0	14:34'47.370	
					Race Time	34'39.596		

12° 44 L. MAHIAS (1'28.877)								
Lap	Seg.1	Seg.2	Seg.3	Seg.4	Lap Time	km/h	Local Time	
1		24.683	22.610	23.733	1'33.770	266,2	14:01'41.544	
2	19.052	24.424	22.156	23.432	1'29.064	264,3	14:03'10.608	
3	19.006	24.461	22.472	23.957	1'29.896	263,0	14:04'40.504	
4	19.041	24.286	22.165	23.421	1'28.913	263,6	14:06'09.417	
5	18.897	24.411	22.017	23.552	1'28.877	261,1	14:07'38.294	
6	19.043	24.425	22.168	23.479	1'29.115	260,4	14:09'07.409	
7	19.143	24.530	22.074	23.676	1'29.423	263,6	14:10'36.832	
8	19.197	24.532	22.100	23.540	1'29.369	261,7	14:12'06.201	
9	19.015	24.557	22.187	23.450	1'29.209	259,2	14:13'35.410	
10	19.054	24.649	22.253	23.760	1'29.716	255,5	14:15'05.126	
11	19.296	24.552	22.973	23.779	1'30.600	258,6	14:16'35.726	
12	19.135	24.510	22.276	23.712	1'29.633	261,7	14:18'05.359	
13	19.133	24.559	22.389	23.835	1'29.916	262,3	14:19'35.275	
14	19.255	24.539	22.116	23.626	1'29.536	261,7	14:21'04.811	
15	19.440	25.121	22.412	23.553	1'30.526	261,7	14:22'35.337	
16	19.175	24.575	22.131	23.616	1'29.497	261,1	14:24'04.834	
17	19.250	24.576	22.174	23.552	1'29.552	261,1	14:25'34.386	
18	19.054	24.630	22.243	23.514	1'29.441	261,1	14:27'03.827	
19	19.121	24.466	22.301	23.445	1'29.333	262,3	14:28'33.160	
20	19.245	24.545	22.303	23.493	1'29.586	259,8	14:30'02.746	
21	19.194	24.756	22.840	23.615	1'30.405	261,1	14:31'33.151	
22	19.314	24.851	22.309	23.651	1'30.125	256,7	14:33'03.276	
23	19.380	25.153	22.690	23.943	1'31.166	251,9	14:34'34.442	
					Race Time	34'26.668		

14° 50 E. LAVERTY (1'29.896)							
Lap	Seg.1	Seg.2	Seg.3	Seg.4	Lap Time	km/h	Local Time
1		25.095	23.399	23.730	1'35.366	269,6	14:01'43.140
2	19.243	24.535	22.377	23.750	1'29.905	270,2	14:03'13.045
3	19.117	24.594	22.464	23.782	1'29.957	268,9	14:04'43.002
4	19.288	24.695	22.398	23.654	1'30.035	268,9	14:06'13.037
5	19.239	24.831	22.435	23.660	1'30.165	268,2	14:07'43.202
6	19.179	24.715	22.379	23.735	1'30.008	268,9	14:09'13.210
7	19.306	24.849	22.424	23.538	1'30.117	266,9	14:10'43.327
8	19.265	24.834	22.535	23.579	1'30.213	268,2	14:12'13.540
9	19.287	25.162	22.522	23.614	1'30.585	268,2	14:13'44.125
10	19.317	24.720	22.552	23.765	1'30.355	266,2	14:15'14.480
11	19.337	24.812	22.644	23.605	1'30.398	265,6	14:16'44.878
12	19.341	24.940	22.658	23.577	1'30.516	265,6	14:18'15.394

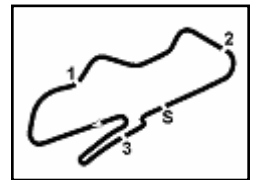
13° 47 A. BASSANI (1'29.384)							
Lap	Seg.1	Seg.2	Seg.3	Seg.4	Lap Time	km/h	Local Time
1		25.338	22.871	23.882	1'35.578	266,2	14:01'43.352

04/07/2021

P = Pits In/Out - C = Lap Time Cancelled

These data/results cannot be reproduced, stored and/or transmitted in whole or in part by any manner of electronic, mechanical, photocopying, recording, broadcasting or otherwise now known or herein after developed without the previous express consent by the copyright owner, except for reproduction in daily press and regular printed publications on sale to the public within 60 days of the event related to those data/results and always provided that copyright symbol appears together as follows below.

© DORNA WSBK ORGANIZATION Srl 2021



Prosecco DOC UK Round, 2-4 July 2021 Chronological Analysis Race 2

Donington Park 4.023 m

Start at 14:00'07.774

4 / 5

Race Time 34'58.037

Lap	Seg.1	Seg.2	Seg.3	Seg.4	Lap Time	km/h	Local Time
13	19.366	24.839	22.572	23.701	1'30.478	264,9	14:19'45.872
14	19.615	25.111	22.483	23.706	1'30.915	266,2	14:21'16.787
15	19.341	24.808	22.510	23.557	1'30.216	266,9	14:22'47.003
16	19.343	24.904	22.645	23.684	1'30.576	256,7	14:24'17.579
17	19.378	24.891	22.587	23.447	1'30.303	263,6	14:25'47.882
18	19.273	24.822	22.502	23.485	1'30.082	266,9	14:27'17.964
19	19.378	24.842	22.400	23.530	1'30.150	266,9	14:28'48.114
20	19.274	24.804	22.543	23.612	1'30.233	266,9	14:30'18.347
21	19.378	24.908	22.397	23.552	1'30.235	266,9	14:31'48.582
22	19.243	24.820	22.341	23.492	1'29.896	266,2	14:33'18.478
23	19.285	24.967	22.464	23.582	1'30.298	268,2	14:34'48.776

Race Time 34'41.002

16° 12 L. MOSSEY (1'29.872)							
Lap	Seg.1	Seg.2	Seg.3	Seg.4	Lap Time	km/h	Local Time
1		25.583	22.998	23.928	1'36.104	262,3	14:01'43.878
2	19.297	24.682	22.641	23.654	1'30.274	262,3	14:03'14.152
3	19.330	24.653	22.659	23.593	1'30.235	262,3	14:04'44.387
4	19.355	24.784	22.979	23.800	1'30.918	255,5	14:06'15.305
5	19.622	25.133	22.591	23.692	1'31.038	261,7	14:07'46.343
6	19.300	24.619	22.680	23.707	1'30.306	259,8	14:09'16.649
7	19.301	24.714	22.551	23.539	1'30.105	261,7	14:10'46.754
8	19.235	24.523	22.518	23.596	1'29.872	262,3	14:12'16.626
9	19.285	24.581	22.528	23.652	1'30.046	261,1	14:13'46.672
10	19.307	24.634	22.613	23.905	1'30.459	263,0	14:15'17.131
11	19.311	24.604	22.548	23.510	1'29.973	261,7	14:16'47.104
12	19.349	24.782	22.632	23.610	1'30.373	262,3	14:18'17.477
13	19.443	24.771	22.702	23.652	1'30.568	261,1	14:19'48.045
14	19.409	24.645	22.544	23.702	1'30.300	262,3	14:21'18.345
15	19.294	24.532	22.506	23.742	1'30.074	261,1	14:22'48.419
16	19.300	24.706	22.631	23.536	1'30.173	262,3	14:24'18.592
17	19.411	24.632	22.586	23.568	1'30.197	261,7	14:25'48.789
18	19.247	24.592	22.582	23.626	1'30.047	260,4	14:27'18.836
19	19.389	24.561	22.513	23.564	1'30.027	263,0	14:28'48.863
20	19.290	24.634	22.549	23.709	1'30.182	263,0	14:30'19.045
21	19.382	24.683	22.540	23.637	1'30.242	259,8	14:31'49.287
22	19.307	24.714	22.749	23.764	1'30.534	256,1	14:33'19.821
23	19.684	25.119	23.000	24.558	1'32.361	257,9	14:34'52.182

Race Time 34'44.408

17° 32 I. VINALES (1'30.158)							
Lap	Seg.1	Seg.2	Seg.3	Seg.4	Lap Time	km/h	Local Time
1		25.555	22.930	24.081	1'36.358	261,1	14:01'44.132
2	19.284	24.658	22.544	23.805	1'30.291	260,4	14:03'14.423
3	19.253	24.732	22.541	23.640	1'30.166	262,3	14:04'44.589
4	19.310	24.790	22.558	23.500	1'30.158	264,3	14:06'14.747
5	19.326	25.009	22.399	27.751	1'34.485	261,1	14:07'49.232
6	19.528	24.911	22.558	23.609	1'30.606	263,0	14:09'19.838
7	19.377	24.995	22.463	23.676	1'30.511	263,6	14:10'50.349
8	19.349	24.987	22.767	23.606	1'30.709	259,2	14:12'21.058
9	19.347	24.850	22.556	23.530	1'30.283	261,7	14:13'51.341
10	19.375	24.995	22.540	23.514	1'30.424	256,7	14:15'21.765
11	19.297	24.860	22.651	26.218	1'33.026	259,8	14:16'54.791
12	19.597	24.969	22.742	23.671	1'30.979	262,3	14:18'25.770
13	19.446	25.023	22.625	23.468	1'30.562	260,4	14:19'56.332
14	19.378	24.732	22.808	23.800	1'30.718	257,3	14:21'27.050
15	19.345	24.979	22.638	23.671	1'30.633	262,3	14:22'57.683
16	19.350	25.012	22.848	23.864	1'31.074	260,4	14:24'28.757
17	19.448	25.089	22.640	23.702	1'30.879	265,6	14:25'59.636
18	19.409	25.084	22.621	23.676	1'30.790	266,2	14:27'30.426
19	19.397	25.042	22.671	23.827	1'30.937	264,9	14:29'01.363
20	19.577	25.035	22.802	23.947	1'31.361	261,7	14:30'32.724
21	19.644	25.125	22.793	23.859	1'31.421	261,1	14:32'04.145
22	19.391	25.103	22.767	23.514	1'30.775	266,2	14:33'34.920
23	19.473	25.156	22.703	23.559	1'30.891	262,3	14:35'05.811

18° 23 C. PONSSON (1'30.426)								
Lap	Seg.1	Seg.2	Seg.3	Seg.4	Lap Time	km/h	Local Time	
1			25.462	22.906	24.085	1'36.635	261,7	14:01'44.409
2	19.541	24.702	22.589	23.941	1'30.773	267,5	14:03'15.182	
3	19.666	24.901	22.839	24.051	1'31.457	264,3	14:04'46.639	
4	19.517	25.042	22.643	23.723	1'30.925	263,0	14:06'17.564	
5	19.449	24.935	22.808	23.982	1'31.174	264,3	14:07'48.738	
6	19.429	24.973	22.688	24.350	1'31.440	264,9	14:09'20.178	
7	19.552	24.889	22.506	23.806	1'30.753	262,3	14:10'50.931	
8	19.426	24.867	22.579	23.909	1'30.781	264,9	14:12'21.712	
9	19.420	24.856	22.645	23.736	1'30.657	264,3	14:13'52.369	
10	19.445	24.732	22.511	23.738	1'30.426	253,7	14:15'22.795	
11	19.421	24.796	22.704	23.745	1'30.666	263,6	14:16'53.461	
12	19.435	24.912	22.581	24.369	1'31.297	261,7	14:18'24.758	
13	19.611	24.988	22.542	23.683	1'30.824	261,7	14:19'55.582	
14	19.624	24.951	22.685	23.755	1'31.015	262,3	14:21'26.597	
15	19.626	24.915	22.552	23.745	1'30.838	263,6	14:22'57.435	
16	19.507	24.984	22.753	23.795	1'31.039	261,7	14:24'28.474	
17	19.614	24.904	22.657	23.778	1'30.953	262,3	14:25'59.427	
18	19.500	24.923	22.723	23.506	1'30.652	263,0	14:27'30.079	
19	19.566	25.070	22.673	23.805	1'31.114	261,1	14:29'01.193	
20	19.672	24.918	22.880	23.875	1'31.345	263,0	14:30'32.538	
21	19.718	25.121	22.713	23.736	1'31.288	263,6	14:32'03.826	
22	19.618	25.036	23.051	23.775	1'31.480	261,7	14:33'35.306	
23	19.477	24.947	22.620	23.723	1'30.767	264,3	14:35'06.073	

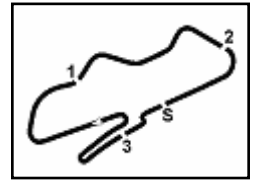
Race Time 34'58.299

19° 84 L. CRESSON (1'31.288)							
Lap	Seg.1	Seg.2	Seg.3	Seg.4	Lap Time	km/h	Local Time
1		25.806	22.976	24.249	1'37.422	263,0	14:01'45.196
2	19.591	25.122	22.738	23.962	1'31.413	257,9	14:03'16.609
3	19.589	25.144	22.938	23.920	1'31.591	257,9	14:04'48.200
4	19.670	25.246	22.746	23.893	1'31.555	256,1	14:06'19.755
5	19.633	25.292	22.918	23.970	1'31.813	256,7	14:07'51.568
6	19.689	25.055	22.897	23.939	1'31.580	257,9	14:09'23.148
7	19.945	25.184	22.971	23.842	1'31.942	256,7	14:10'55.090
8	19.530	25.050	22.867	23.841	1'31.288	256,1	14:12'26.378
9	19.662	24.991	22.983	23.831	1'31.467	255,5	14:13'57.845
10	19.478	25.249	22.863	23.958	1'31.548	256,1	14:15'29.393
11	19.767	25.186	22.881	24.047	1'31.881	255,5	14:17'01.274
12	19.722	25.205	22.908	23.916	1'31.751	255,5	14:18'33.025
13	19.754	25.378	23.124	24.033	1'32.289	254,3	14:20'05.314
14	19.788	25.153	22.993	23.827	1'31.761	253,1	14:21'37.075
15	19.716	25.225	22.872	23.800	1'31.613	256,1	14:23'08.688
16	19.625	25.263	22.923	23.854	1'31.665	254,3	14:24'40.353
17	19.588	25.215	22.856	23.772	1'31.431	254,3	14:26'11.784
18	19.596	25.221	23.133	24.025	1'31.975	245,6	14:27'43.759
19	19.640	25.102	22.893	23.853	1'31.488	255,5	14:29'15.247
20	19.668	25.286	22.974	23.927	1'31.855	255,5	14:30'47.102
21	19.549	25.301	22.919	23.787	1'31.556	251,9	14:32'18.658
22	19.597	25.327	23.188	23.895	1'32.007	256,7	14:33'50.665
23	19.572	25.262	22.904	23.745	1'31.483	253,1	14:35'22.148

Race Time 35'14.374

20° 1 J. REA (1'28.078)							
Lap	Seg.1	Seg.2	Seg.3	Seg.4	Lap Time	km/h	Local Time
1		24.381	22.084	23.066	1'31.413	264,3	14:01'39.187
2	18.983	24.444	22.035	23.099	1'28.561	264,9	14:03'07.748
3	18.986	24.348	22.055	23.081	1'28.470	265,6	14:04'36.218
4	19.075	24.366	22.311	23.258	1'29.010	267,5	14:06'05.228
5	18.924	24.240	21.958	23.090	1'28.212	268,9	14:07'33.440
6	18.915	24.276	22.540	23.137	1'28.868	267,5	14:09'02.308
7	18.903	24.352	21.938	23.048	1'28.241	267,5	14:10'30.549
8	18.831	24.245	21.891	23.111	1'28.078	267,5	14:11'58.627

04/07/2021 P = Pits In/Out - C = Lap Time Cancelled



Donington Park 4.023 m

5 / 5

Prosecco DOC UK Round, 2-4 July 2021
Chronological Analysis Race 2

Start at 14:00'07.774

9	18.883	24.239	22.146	23.092	1'28.360	268,9	14:13'26.987
10	18.971	24.289	22.330	23.132	1'28.722	263,6	14:14'55.709
11	19.095	24.316	1'24.127	24.162	2'31.700	216,5	14:17'27.409
12	19.928	25.047	22.498	23.592	1'31.065	263,6	14:18'58.474
13	19.514	24.866	22.474	23.398	1'30.242	263,6	14:20'28.716
14	19.386	24.734	22.254	23.364	1'29.738	263,0	14:21'58.454
15	19.336	24.668	22.233	23.252	1'29.489	265,6	14:23'27.943
16	19.285	24.508	22.253	23.257	1'29.303	264,9	14:24'57.246
17	19.230	24.604	22.075	23.110	1'29.019	265,6	14:26'26.265
18	19.215	24.621	22.290	23.187	1'29.313	265,6	14:27'55.578
19	19.324	24.603	22.472	23.273	1'29.672	265,6	14:29'25.250
20	19.401	24.633	22.225	23.161	1'29.420	264,9	14:30'54.670
21	19.335	24.665	22.298	23.389	1'29.687	266,2	14:32'24.357
22	19.254	24.728	22.237	23.188	1'29.407	266,2	14:33'53.764
23	19.215	24.589	22.242	23.293	1'29.339	266,2	14:35'23.103
Race Time 35'15.329							

RET	94 J. FOLGER (1'31.158)						
Lap	Seg.1	Seg.2	Seg.3	Seg.4	Lap Time	km/h	Local Time
1		25.603	23.146	24.098	1'37.102	262,3	14:01'44.876
2	19.568	25.246	22.712	23.981	1'31.507	262,3	14:03'16.383
3	19.586	25.098	24.205	23.628	1'32.517	256,7	14:04'48.900
4	19.618	25.069	22.863	23.608	1'31.158	260,4	14:06'20.058
5	19.633	25.167	23.027	24.056	1'31.883	256,7	14:07'51.941
6	19.842	25.454	23.211	27.685	1'36.192P	257,9	14:09'28.133
Race Time 9'20.359							

04/07/2021 P = Pits In/Out - C = Lap Time Cancelled

These data/results cannot be reproduced, stored and/or transmitted in whole or in part by any manner of electronic, mechanical, photocopying, recording, broadcasting or otherwise now known or herein after developed without the previous express consent by the copyright owner, except for reproduction in daily press and regular printed publications on sale to the public within 60 days of the event related to those data/results and always provided that copyright symbol appears together as follows below.

© DORNA WSBK ORGANIZATION Srl 2021

