

Prosecco DOC UK Round, 2-4 July 2021 Chronological Analysis Free Practice 1st Session

Donington Park 4.023 m

Table 1: 1° 1 J. REA (1'27.841)

Table 2: Lap data for riders 2-22

Table 3: 2° 54 T. RAZGATLIOGLU (1'28.105)

Table 4: 5° 31 G. GERLOFF (1'28.681)

Table 5: 3° 66 T. SYKES (1'28.202)

Table 6: 6° 45 S. REDDING (1'28.814)

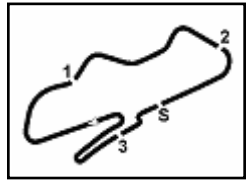
Table 7: 4° 21 M. RINALDI (1'28.560)

02/07/2021 P = Pits In/Out - C = Lap Time Cancelled

These data/results cannot be reproduced, stored and/or transmitted in whole or in part by any manner of electronic, mechanical, photocopying, recording, broadcasting or otherwise now known or herein after developed without the previous express consent by the copyright owner, except for reproduction in daily press and regular printed publications on sale to the public within 60 days of the event related to those data/results and always provided that copyright symbol appears together as follows below.

© DORNA WSBK ORGANIZATION Srl 2021





Prosecco DOC UK Round, 2-4 July 2021 Chronological Analysis Free Practice 1st Session

| Lap | Seg.1 | Seg.2 | Seg.3 | Seg.4 | Lap Time | km/h | Local Time | 11 | 12 | 13 | 14 | 15 | 16 | 17 | 18 | 19 | 20 | 21 |
|-----|--------|---------------|---------------|---------------|-----------------|--------------|--------------|----|---------------|---------------|---------------|---------------|-----------------|--------------|--------------|----|----|----|
| 16 | 19.001 | 24.648 | 22.493 | 23.653 | 1'29.795 | 266,9 | 11:02'16.397 | 11 | 19.208 | 24.430 | 22.385 | 23.344 | 1'29.367 | 264,9 | 10:54'20.914 | | | |
| 17 | 19.334 | 25.020 | 22.502 | 23.452 | 1'30.308 | 268,2 | 11:03'46.705 | 12 | 19.025 | 24.541 | 22.272 | 23.266 | 1'29.104 | 266,9 | 10:55'50.018 | | | |
| 18 | 19.073 | 24.629 | 22.221 | 23.235 | 1'29.158 | 269,6 | 11:05'15.863 | 13 | 18.976 | 24.441 | 22.377 | 23.355 | 1'29.149 | 264,9 | 10:57'19.167 | | | |
| 19 | 22.235 | 26.812 | 22.748 | 23.426 | 1'35.221 | 267,5 | 11:06'51.084 | 14 | 19.151 | 24.535 | 22.444 | 23.297 | 1'29.427 | 264,9 | 10:58'48.594 | | | |
| 20 | 19.127 | 24.535 | 22.090 | 23.246 | 1'28.998 | 270,2 | 11:08'20.082 | 15 | 21.253 | 27.385 | 24.160 | 30.720 | 1'43.518P | 262,3 | 11:00'32.112 | | | |
| 21 | 19.021 | 24.566 | 22.127 | 23.111 | 1'28.825 | 268,9 | 11:09'48.907 | 16 | 6'04.077 | 25.403 | 23.515 | 23.365 | 7'16.360P | 244,5 | 11:07'48.472 | | | |
| 22 | 19.031 | 24.522 | 22.193 | 23.203 | 1'28.949 | 269,6 | 11:11'17.856 | 17 | 19.277 | 24.299 | 22.267 | 23.301 | 1'29.144 | 266,9 | 11:09'17.616 | | | |
| 23 | 19.060 | 24.577 | 22.427 | 23.215 | 1'29.279 | 268,9 | 11:12'47.135 | 18 | 19.087 | 24.487 | 22.235 | 23.415 | 1'29.224 | 267,5 | 11:10'46.840 | | | |
| 24 | 18.960 | 24.599 | 22.110 | 23.178 | 1'28.847 | 268,9 | 11:14'15.982 | 19 | 19.131 | 24.463 | 22.395 | 23.252 | 1'29.241 | 266,9 | 11:12'16.081 | | | |
| 25 | 19.023 | 24.513 | 22.236 | 23.042 | 1'28.814 | 268,9 | 11:15'44.796 | 20 | 25.940 | 24.713 | 23.184 | 28.026 | 1'41.863 | 254,9 | 11:13'57.944 | | | |
| | | | | | | | | 21 | 19.201 | 24.447 | 22.339 | 23.216 | 1'29.203 | 266,9 | 11:15'27.147 | | | |

| 7° 91 L. HASLAM (1'28.843) | | | | | | | |
|----------------------------|---------------|---------------|---------------|---------------|-----------------|--------------|--------------|
| Lap | Seg.1 | Seg.2 | Seg.3 | Seg.4 | Lap Time | km/h | Local Time |
| 1 | | 26.845 | 23.947 | 25.004 | | 259,2 | 10:31'42.075 |
| 2 | 19.376 | 24.824 | 22.898 | 23.667 | 1'30.765 | 264,9 | 10:33'12.840 |
| 3 | 19.377 | 24.867 | 23.159 | 24.332 | 1'31.735 | 260,4 | 10:34'44.575 |
| 4 | 19.161 | 24.631 | 22.360 | 23.465 | 1'29.617 | 266,9 | 10:36'14.192 |
| 5 | 20.121 | 26.458 | 23.033 | 31.390 | 1'41.002P | 263,6 | 10:37'55.194 |
| 6 | 14'27.621 | 25.784 | 22.817 | 23.890 | 15'40.112P | 266,9 | 10:53'35.306 |
| 7 | 19.238 | 24.576 | 22.484 | 23.688 | 1'29.986 | 264,9 | 10:55'05.292 |
| 8 | 19.045 | 24.508 | 22.194 | 23.367 | 1'29.114 | 267,5 | 10:56'34.406 |
| 9 | 20.054 | 26.379 | 22.937 | 29.746 | 1'39.116P | 263,0 | 10:58'13.522 |
| 10 | 8'45.353 | 27.065 | 23.150 | 23.799 | 9'59.367P | 265,6 | 11:08'12.889 |
| 11 | 19.813 | 27.600 | 25.353 | 24.108 | 1'36.874 | 219,1 | 11:09'49.763 |
| 12 | 19.000 | 24.431 | 22.262 | 23.304 | 1'28.997 | 270,2 | 11:11'18.760 |
| 13 | 18.864 | 24.363 | 22.547 | 23.476 | 1'29.250 | 269,6 | 11:12'48.010 |
| 14 | 18.961 | 24.362 | 22.224 | 23.296 | 1'28.843 | 268,2 | 11:14'16.853 |
| 15 | 19.053 | 24.374 | 22.277 | 23.430 | 1'29.134 | 270,2 | 11:15'45.987 |

| 10° 7 C. DAVIES (1'29.172) | | | | | | | |
|----------------------------|---------------|---------------|---------------|---------------|-----------------|--------------|--------------|
| Lap | Seg.1 | Seg.2 | Seg.3 | Seg.4 | Lap Time | km/h | Local Time |
| 1 | | 27.747 | 23.992 | 24.959 | | 249,0 | 10:32'39.310 |
| 2 | 20.513 | 25.681 | 23.082 | 23.901 | 1'33.177 | 264,9 | 10:34'12.487 |
| 3 | 19.646 | 25.168 | 22.805 | 23.502 | 1'31.121 | 268,9 | 10:35'43.608 |
| 4 | 19.339 | 24.995 | 22.568 | 23.377 | 1'30.279 | 267,5 | 10:37'13.887 |
| 5 | 19.218 | 24.966 | 22.392 | 23.607 | 1'30.183 | 268,2 | 10:38'44.070 |
| 6 | 23.062 | 26.253 | 23.502 | 29.715 | 1'42.532P | 261,7 | 10:40'26.602 |
| 7 | 14'04.986 | 27.627 | 24.952 | 27.067 | 15'24.632P | 263,6 | 10:55'51.234 |
| 8 | 19.601 | 25.028 | 22.475 | 23.258 | 1'30.362 | 268,2 | 10:57'21.596 |
| 9 | 19.298 | 25.289 | 22.656 | 23.907 | 1'31.150 | 267,5 | 10:58'52.746 |
| 10 | 19.408 | 24.789 | 22.490 | 23.210 | 1'29.897 | 267,5 | 11:00'22.643 |
| 11 | 19.242 | 24.557 | 22.395 | 23.173 | 1'29.367 | 267,5 | 11:01'52.010 |
| 12 | 19.127 | 24.525 | 22.505 | 23.015 | 1'29.172 | 268,9 | 11:03'21.182 |
| 13 | 25.077 | 26.355 | 24.411 | 29.735 | 1'45.578 | 215,2 | 11:05'06.760 |
| 14 | 19.367 | 28.449 | 23.446 | 29.255 | 1'40.517P | 262,3 | 11:06'47.277 |
| 15 | 6'47.173 | 25.392 | 23.214 | 23.663 | 7'59.442P | 247,9 | 11:14'46.719 |
| 16 | 19.190 | 24.622 | 22.470 | 23.144 | 1'29.426 | 266,2 | 11:16'16.145 |

| 8° 22 A. LOWES (1'29.028) | | | | | | | |
|---------------------------|---------------|---------------|---------------|---------------|-----------------|--------------|--------------|
| Lap | Seg.1 | Seg.2 | Seg.3 | Seg.4 | Lap Time | km/h | Local Time |
| 1 | | 26.419 | 23.418 | 24.814 | | 262,3 | 10:31'51.785 |
| 2 | 19.610 | 25.012 | 22.768 | 23.368 | 1'30.758 | 265,6 | 10:33'22.543 |
| 3 | 19.483 | 24.974 | 22.440 | 23.219 | 1'30.116 | 267,5 | 10:34'52.659 |
| 4 | 19.178 | 24.428 | 22.620 | 23.602 | 1'29.828 | 269,6 | 10:36'22.487 |
| 5 | 19.184 | 24.528 | 22.779 | 28.517 | 1'35.008 | 268,2 | 10:37'57.495 |
| 6 | 19.209 | 24.517 | 22.363 | 23.697 | 1'29.786 | 267,5 | 10:39'27.281 |
| 7 | 19.245 | 24.565 | 22.476 | 23.119 | 1'29.405 | 266,2 | 10:40'56.686 |
| 8 | 21.390 | 28.566 | 24.444 | 31.006 | 1'45.406P | 256,7 | 10:42'42.092 |
| 9 | 7'32.610 | 25.778 | 22.974 | 23.767 | 8'45.129P | 263,6 | 10:51'27.221 |
| 10 | 19.224 | 24.868 | 22.410 | 23.295 | 1'29.797 | 267,5 | 10:52'57.018 |
| 11 | 19.083 | 24.577 | 22.290 | 23.078 | 1'29.028 | 268,9 | 10:54'26.046 |
| 12 | 19.004 | 24.527 | 22.327 | 23.207 | 1'29.065 | 266,9 | 10:55'55.111 |
| 13 | 20.817 | 26.534 | 23.411 | 30.557 | 1'41.319P | 263,0 | 10:57'36.430 |
| 14 | 6'07.621 | 25.420 | 22.954 | 24.257 | 7'20.252P | 265,6 | 11:04'56.682 |
| 15 | 19.305 | 24.789 | 22.386 | 23.363 | 1'29.843 | 267,5 | 11:06'26.525 |
| 16 | 19.202 | 24.666 | 22.432 | 23.316 | 1'29.616 | 266,9 | 11:07'56.141 |
| 17 | 19.163 | 24.667 | 23.164 | 32.591 | 1'39.585P | 267,5 | 11:09'35.726 |
| 18 | 3'14.142 | 25.429 | 22.570 | 23.545 | 4'25.686P | 266,9 | 11:14'01.412 |
| 19 | 19.263 | 24.661 | 22.357 | 23.066 | 1'29.347 | 268,2 | 11:15'30.759 |

| 11° 44 L. MAHIAS (1'29.505) | | | | | | | |
|-----------------------------|---------------|---------------|---------------|---------------|-----------------|--------------|--------------|
| Lap | Seg.1 | Seg.2 | Seg.3 | Seg.4 | Lap Time | km/h | Local Time |
| 1 | | 26.614 | 23.460 | 24.407 | | 251,9 | 10:32'11.739 |
| 2 | 20.162 | 25.481 | 22.985 | 23.846 | 1'32.474 | 261,1 | 10:33'44.213 |
| 3 | 19.600 | 25.000 | 23.015 | 23.725 | 1'31.340 | 256,7 | 10:35'15.553 |
| 4 | 19.299 | 24.899 | 22.804 | 23.612 | 1'30.614 | 254,3 | 10:36'46.167 |
| 5 | 19.336 | 25.005 | 22.659 | 23.626 | 1'30.626 | 256,7 | 10:38'16.793 |
| 6 | 19.547 | 25.340 | 22.743 | 28.349 | 1'35.979P | 261,1 | 10:39'52.772 |
| 7 | 7'31.044 | 38.253 | 26.090 | 30.064 | 9'05.451P | 230,4 | 10:48'58.223 |
| 8 | 8'45.884 | 25.248 | 23.265 | 23.966 | 9'58.363P | 256,7 | 10:58'56.586 |
| 9 | 19.351 | 24.850 | 22.522 | 23.366 | 1'30.089 | 256,7 | 11:00'26.675 |
| 10 | 19.415 | 24.773 | 23.755 | 26.803 | 1'34.746P | 251,3 | 11:02'01.421 |
| 11 | 5'37.044 | 27.462 | 23.308 | 23.781 | 6'51.595P | 250,7 | 11:08'53.016 |
| 12 | 19.183 | 24.596 | 22.429 | 23.297 | 1'29.505 | 256,7 | 11:10'22.521 |
| 13 | 19.188 | 27.105 | 22.575 | 23.386 | 1'32.254 | 254,9 | 11:11'54.775 |
| 14 | 19.209 | 24.552 | 22.511 | 23.441 | 1'29.713 | 254,3 | 11:13'24.488 |
| 15 | 26.560 | 29.392 | 25.343 | 33.066 | 1'54.361P | 234,4 | 11:15'18.849 |

| 9° 60 M. VAN DER MARK (1'29.104) | | | | | | | |
|----------------------------------|----------|--------|--------|--------|-----------|-------|--------------|
| Lap | Seg.1 | Seg.2 | Seg.3 | Seg.4 | Lap Time | km/h | Local Time |
| 1 | | 25.969 | 23.952 | 24.797 | | 235,4 | 10:31'43.977 |
| 2 | 20.257 | 25.176 | 23.277 | 36.004 | 1'44.714 | 261,1 | 10:33'28.691 |
| 3 | 19.645 | 24.831 | 22.767 | 23.593 | 1'30.836 | 263,0 | 10:34'59.527 |
| 4 | 19.236 | 25.417 | 22.996 | 23.558 | 1'31.207 | 261,7 | 10:36'30.734 |
| 5 | 19.180 | 25.259 | 22.747 | 23.494 | 1'30.680 | 262,3 | 10:38'01.414 |
| 6 | 19.422 | 24.670 | 22.730 | 23.404 | 1'30.226 | 262,3 | 10:39'31.640 |
| 7 | 19.083 | 24.510 | 22.423 | 23.504 | 1'29.520 | 264,9 | 10:41'01.160 |
| 8 | 19.243 | 24.965 | 23.313 | 28.887 | 1'36.408P | 263,6 | 10:42'37.568 |
| 9 | 7'32.354 | 25.169 | 22.800 | 23.857 | 8'44.180P | 260,4 | 10:51'21.748 |
| 10 | 19.268 | 24.530 | 22.583 | 23.418 | 1'29.799 | 264,3 | 10:52'51.547 |

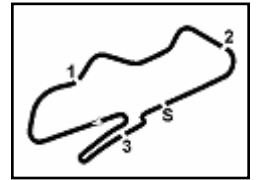
| 12° 47 A. BASSANI (1'29.607) | | | | | | | |
|------------------------------|----------|--------|--------|--------|------------|--------------|--------------|
| Lap | Seg.1 | Seg.2 | Seg.3 | Seg.4 | Lap Time | km/h | Local Time |
| 1 | | 27.676 | 23.603 | 24.501 | | 265,6 | 10:31'55.026 |
| 2 | 20.152 | 25.876 | 23.096 | 23.845 | 1'32.969 | 270,9 | 10:33'27.995 |
| 3 | 20.009 | 25.543 | 22.768 | 23.671 | 1'31.991 | 273,0 | 10:34'59.986 |
| 4 | 19.551 | 25.128 | 22.852 | 24.003 | 1'31.534 | 264,9 | 10:36'31.520 |
| 5 | 19.587 | 25.320 | 22.892 | 24.115 | 1'31.914 | 266,9 | 10:38'03.434 |
| 6 | 19.460 | 25.267 | 22.591 | 23.806 | 1'31.124 | 270,9 | 10:39'34.558 |
| 7 | 19.697 | 25.327 | 22.695 | 23.755 | 1'31.474 | 270,2 | 10:41'06.032 |
| 8 | 19.725 | 25.166 | 22.965 | 23.528 | 1'31.384 | 270,2 | 10:42'37.416 |
| 9 | 22.330 | 26.855 | 23.594 | 28.754 | 1'41.533P | 262,3 | 10:44'18.949 |
| 10 | 9'05.434 | 26.814 | 22.948 | 23.757 | 10'18.953P | 270,2 | 10:54'37.902 |
| 11 | 19.392 | 25.257 | 22.560 | 23.447 | 1'30.656 | 270,2 | 10:56'08.558 |
| 12 | 19.458 | 24.991 | 22.526 | 23.445 | 1'30.420 | 270,9 | 10:57'38.978 |

02/07/2021 P = Pits In/Out - C = Lap Time Cancelled

These data/results cannot be reproduced, stored and/or transmitted in whole or in part by any manner of electronic, mechanical, photocopying, recording, broadcasting or otherwise now known or herein after developed without the previous express consent by the copyright owner, except for reproduction in daily press and regular printed publications on sale to the public within 60 days of the event related to those data/results and always provided that copyright symbol appears together as follows below.

© DORNA WSBK ORGANIZATION Srl 2021





Prosecco DOC UK Round, 2-4 July 2021
Chronological Analysis Free Practice 1st Session

Donington Park 4.023 m

3 / 4

| | | | | | | | | | | | | | | | |
|----|---------------|---------------|---------------|---------------|-----------------|-------|--------------|----|-----------|--------|--------|--------|------------|--------------|--------------|
| 13 | 19.416 | 25.185 | 22.660 | 23.665 | 1'30.926 | 268,2 | 10:59'09.904 | 6 | 23.939 | 26.192 | 29.900 | 23.814 | 1'43.845 | 171,4 | 10:39'37.937 |
| 14 | 19.561 | 25.054 | 22.613 | 23.515 | 1'30.743 | 268,2 | 11:00'40.647 | 7 | 19.308 | 24.927 | 22.788 | 23.370 | 1'30.393 | 265,6 | 10:41'08.330 |
| 15 | 21.324 | 26.493 | 23.431 | 28.167 | 1'39.415P | 258,6 | 11:02'20.062 | 8 | 19.512 | 25.268 | 23.113 | 28.465 | 1'36.358P | 262,3 | 10:42'44.688 |
| 16 | 7'51.876 | 25.441 | 22.715 | 23.672 | 9'03.704P | 268,9 | 11:11'23.766 | 9 | 11'23.086 | 26.422 | 23.652 | 23.769 | 12'36.929P | 256,7 | 10:55'21.617 |
| 17 | 19.379 | 24.738 | 22.292 | 23.389 | 1'29.798 | 271,6 | 11:12'53.564 | 10 | 19.445 | 25.885 | 23.525 | 23.633 | 1'32.488 | 258,6 | 10:56'54.105 |
| 18 | 19.224 | 24.620 | 22.433 | 23.330 | 1'29.607 | 270,2 | 11:14'23.171 | 11 | 19.446 | 25.252 | 23.277 | 23.785 | 1'31.760 | 257,9 | 10:58'25.865 |
| 19 | 19.202 | 24.745 | 22.478 | 23.681 | 1'30.106 | 270,9 | 11:15'53.277 | 12 | 19.561 | 25.270 | 23.039 | 23.562 | 1'31.432 | 259,8 | 10:59'57.297 |

13° 55 A. LOCATELLI (1'29.746)

| Lap | Seg.1 | Seg.2 | Seg.3 | Seg.4 | Lap Time | km/h | Local Time |
|-----|---------------|---------------|---------------|---------------|-----------------|--------------|--------------|
| 1 | | 27.616 | 24.080 | 24.701 | | 262,3 | 10:31'43.282 |
| 2 | 19.992 | 25.863 | 23.483 | 24.201 | 1'33.539 | 266,2 | 10:33'16.821 |
| 3 | 19.782 | 25.373 | 23.133 | 23.895 | 1'32.183 | 263,0 | 10:34'49.004 |
| 4 | 19.839 | 25.194 | 23.119 | 26.471 | 1'34.623 | 264,3 | 10:36'23.627 |
| 5 | 19.742 | 25.134 | 23.121 | 23.927 | 1'31.924 | 262,3 | 10:37'55.551 |
| 6 | 19.475 | 25.052 | 23.085 | 24.105 | 1'31.717 | 262,3 | 10:39'27.268 |
| 7 | 19.515 | 24.718 | 22.567 | 23.658 | 1'30.458 | 267,5 | 10:40'57.726 |
| 8 | 19.299 | 24.963 | 22.854 | 23.736 | 1'30.852 | 265,6 | 10:42'28.578 |
| 9 | 19.535 | 25.317 | 22.814 | 23.587 | 1'31.253 | 264,3 | 10:43'59.831 |
| 10 | 19.475 | 24.873 | 22.685 | 23.546 | 1'30.579 | 266,9 | 10:45'30.410 |
| 11 | 19.399 | 24.829 | 22.775 | 23.582 | 1'30.585 | 264,9 | 10:47'00.995 |
| 12 | 20.445 | 26.213 | 23.798 | 29.233 | 1'39.689P | 248,4 | 10:48'40.684 |
| 13 | 10'37.916 | 28.395 | 23.085 | 23.690 | 11'53.086P | 262,3 | 11:00'33.770 |
| 14 | 19.226 | 24.893 | 22.683 | 23.548 | 1'30.350 | 263,6 | 11:02'04.120 |
| 15 | 19.171 | 24.920 | 22.561 | 23.470 | 1'30.122 | 266,2 | 11:03'34.242 |
| 16 | 19.261 | 24.718 | 22.847 | 26.569 | 1'33.395 | 267,5 | 11:05'07.637 |
| 17 | 19.308 | 24.741 | 22.550 | 23.490 | 1'30.089 | 267,5 | 11:06'37.726 |
| 18 | 19.334 | 24.645 | 22.696 | 23.473 | 1'30.148 | 267,5 | 11:08'07.874 |
| 19 | 19.256 | 24.762 | 22.639 | 23.353 | 1'30.010 | 267,5 | 11:09'37.884 |
| 20 | 19.229 | 24.588 | 22.567 | 23.362 | 1'29.746 | 267,5 | 11:11'07.630 |
| 21 | 19.397 | 24.924 | 22.583 | 23.518 | 1'30.422 | 264,9 | 11:12'38.052 |
| 22 | 19.323 | 24.846 | 22.684 | 23.399 | 1'30.252 | 264,9 | 11:14'08.304 |
| 23 | 19.359 | 24.787 | 22.557 | 23.325 | 1'30.028 | 263,6 | 11:15'38.332 |

16° 53 T. RABAT (1'30.157)

| Lap | Seg.1 | Seg.2 | Seg.3 | Seg.4 | Lap Time | km/h | Local Time |
|-----|---------------|---------------|---------------|---------------|-----------------|--------------|--------------|
| 1 | | 27.489 | 24.804 | 24.961 | | 261,7 | 10:31'50.928 |
| 2 | 20.879 | 26.056 | 23.284 | 24.293 | 1'34.512 | 268,2 | 10:33'25.440 |
| 3 | 20.347 | 25.797 | 23.030 | 23.760 | 1'32.934 | 267,5 | 10:34'58.374 |
| 4 | 19.901 | 25.786 | 23.032 | 23.956 | 1'32.675 | 264,3 | 10:36'31.049 |
| 5 | 19.585 | 25.293 | 23.121 | 23.796 | 1'31.795 | 263,6 | 10:38'02.844 |
| 6 | 19.656 | 25.115 | 22.813 | 23.683 | 1'31.267 | 270,2 | 10:39'34.111 |
| 7 | 19.604 | 25.187 | 22.707 | 25.033 | 1'32.531 | 271,6 | 10:41'06.642 |
| 8 | 19.704 | 25.201 | 22.750 | 23.735 | 1'31.390 | 270,9 | 10:42'38.032 |
| 9 | 19.690 | 27.313 | 24.938 | 24.496 | 1'36.437 | 233,4 | 10:44'14.469 |
| 10 | 19.966 | 25.443 | 22.883 | 23.718 | 1'32.010 | 270,2 | 10:45'46.479 |
| 11 | 19.463 | 24.989 | 22.735 | 23.445 | 1'30.632 | 270,2 | 10:47'17.111 |
| 12 | 19.385 | 24.921 | 22.444 | 23.407 | 1'30.157 | 272,3 | 10:48'47.268 |
| 13 | 19.437 | 25.099 | 22.683 | 32.424 | 1'39.643P | 270,2 | 10:50'26.911 |
| 14 | 9'05.324 | 26.149 | 23.038 | 23.854 | 10'18.365P | 266,2 | 11:00'45.276 |
| 15 | 19.433 | 25.116 | 22.711 | 23.596 | 1'30.856 | 270,2 | 11:02'16.132 |
| 16 | 19.409 | 24.982 | 22.681 | 23.846 | 1'30.918 | 269,6 | 11:03'47.050 |
| 17 | 19.311 | 24.940 | 22.595 | 23.502 | 1'30.348 | 271,6 | 11:05'17.398 |
| 18 | 19.363 | 25.179 | 22.711 | 23.445 | 1'30.698 | 270,2 | 11:06'48.096 |
| 19 | 19.368 | 25.144 | 22.675 | 25.139 | 1'32.326 | 268,2 | 11:08'20.422 |
| 20 | 19.301 | 25.078 | 22.762 | 23.688 | 1'30.829 | 272,3 | 11:09'51.251 |
| 21 | 19.412 | 25.000 | 22.539 | 23.462 | 1'30.413 | 271,6 | 11:11'21.664 |
| 22 | 19.276 | 24.917 | 22.648 | 23.357 | 1'30.198 | 272,3 | 11:12'51.862 |
| 23 | 19.348 | 25.014 | 22.649 | 23.327 | 1'30.338 | 270,9 | 11:14'22.200 |
| 24 | 19.348 | 25.121 | 22.749 | 29.210 | 1'36.428 | 270,2 | 11:15'58.628 |

14° 19 A. BAUTISTA (1'29.932)

| Lap | Seg.1 | Seg.2 | Seg.3 | Seg.4 | Lap Time | km/h | Local Time |
|-----|---------------|---------------|---------------|---------------|-----------------|--------------|--------------|
| 1 | | 27.174 | 23.634 | 25.027 | | 253,1 | 10:31'53.551 |
| 2 | 20.153 | 25.490 | 23.117 | 24.128 | 1'32.888 | 265,6 | 10:33'26.439 |
| 3 | 19.877 | 25.473 | 22.989 | 23.980 | 1'32.319 | 264,3 | 10:34'58.758 |
| 4 | 19.638 | 25.299 | 22.770 | 23.652 | 1'31.359 | 264,9 | 10:36'30.117 |
| 5 | 19.548 | 25.260 | 22.654 | 23.738 | 1'31.200 | 265,6 | 10:38'01.317 |
| 6 | 19.375 | 25.040 | 22.737 | 23.616 | 1'30.768 | 266,2 | 10:39'32.085 |
| 7 | 19.291 | 24.839 | 22.495 | 23.765 | 1'30.390 | 270,2 | 10:41'02.475 |
| 8 | 19.266 | 24.659 | 22.586 | 28.673 | 1'35.184P | 264,9 | 10:42'37.659 |
| 9 | 7'49.894 | 25.389 | 22.918 | 23.845 | 9'02.046P | 266,2 | 10:51'39.705 |
| 10 | 19.393 | 24.907 | 22.571 | 23.513 | 1'30.384 | 268,2 | 10:53'10.089 |
| 11 | 19.317 | 24.819 | 22.433 | 23.505 | 1'30.074 | 268,2 | 10:54'40.163 |
| 12 | 19.123 | 24.812 | 22.408 | 23.589 | 1'29.932 | 270,9 | 10:56'10.095 |
| 13 | 19.340 | 24.759 | 22.398 | 23.607 | 1'30.104 | 271,6 | 10:57'40.199 |
| 14 | 19.209 | 24.899 | 22.525 | 23.539 | 1'30.172 | 268,2 | 10:59'10.371 |
| 15 | 19.329 | 25.058 | 22.684 | 29.004 | 1'36.075P | 264,9 | 11:00'46.446 |
| 16 | 9'44.731 | 25.383 | 22.865 | 23.815 | 10'56.794P | 267,5 | 11:11'43.240 |
| 17 | 19.197 | 24.953 | 22.596 | 23.524 | 1'30.270 | 269,6 | 11:13'13.510 |
| 18 | 19.274 | 24.861 | 22.534 | 23.571 | 1'30.240 | 268,9 | 11:14'43.750 |
| 19 | 19.244 | 24.761 | 22.569 | 23.446 | 1'30.020 | 267,5 | 11:16'13.770 |

17° 12 L. MOSSEY (1'30.953)

| Lap | Seg.1 | Seg.2 | Seg.3 | Seg.4 | Lap Time | km/h | Local Time |
|-----|---------------|---------------|---------------|---------------|-----------------|--------------|--------------|
| 1 | | 28.560 | 24.653 | 25.780 | | 239,1 | 10:32'00.822 |
| 2 | 20.501 | 26.430 | 23.760 | 25.288 | 1'35.979 | 252,5 | 10:33'36.801 |
| 3 | 19.943 | 25.488 | 23.195 | 24.250 | 1'32.876 | 259,2 | 10:35'09.677 |
| 4 | 19.661 | 25.132 | 22.916 | 24.125 | 1'31.834 | 261,7 | 10:36'41.511 |
| 5 | 19.875 | 25.049 | 22.948 | 23.976 | 1'31.848 | 261,7 | 10:38'13.359 |
| 6 | 19.509 | 24.949 | 22.739 | 24.149 | 1'31.346 | 262,3 | 10:39'44.705 |
| 7 | 21.138 | 27.303 | 24.360 | 35.572 | 1'48.373P | 246,7 | 10:41'33.078 |
| 8 | 8'56.292 | 28.276 | 23.516 | 24.694 | 10'12.778P | 258,6 | 10:51'45.856 |
| 9 | 19.656 | 24.998 | 22.918 | 23.879 | 1'31.451 | 256,7 | 10:53'17.307 |
| 10 | 19.529 | 25.283 | 22.816 | 23.831 | 1'31.459 | 261,1 | 10:54'48.766 |
| 11 | 19.534 | 24.903 | 22.799 | 24.989 | 1'32.225 | 261,1 | 10:56'20.991 |
| 12 | 19.516 | 24.773 | 22.781 | 23.883 | 1'30.953 | 262,3 | 10:57'51.944 |
| 13 | 21.169 | 27.710 | 24.206 | 29.830 | 1'42.915P | 240,7 | 10:59'34.859 |
| 14 | 6'36.107 | 28.348 | 24.545 | 25.482 | 7'54.482P | 246,7 | 11:07'29.341 |
| 15 | 19.835 | 25.283 | 23.058 | 24.280 | 1'32.456 | 256,1 | 11:09'01.797 |
| 16 | 19.662 | 24.983 | 22.787 | 23.908 | 1'31.340 | 257,3 | 11:10'33.137 |
| 17 | 21.288 | 31.139 | 27.230 | 28.513 | 1'48.170 | 232,9 | 11:12'21.307 |
| 18 | 19.472 | 24.805 | 22.665 | 24.153 | 1'31.095 | 260,4 | 11:13'52.402 |

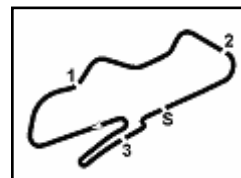
15° 94 J. FOLGER (1'30.077)

| Lap | Seg.1 | Seg.2 | Seg.3 | Seg.4 | Lap Time | km/h | Local Time |
|-----|--------|--------|--------|--------|----------|--------------|--------------|
| 1 | | 26.844 | 24.337 | 24.679 | | 249,0 | 10:31'46.354 |
| 2 | 20.399 | 25.997 | 23.469 | 23.544 | 1'33.409 | 262,3 | 10:33'19.763 |
| 3 | 19.628 | 25.173 | 23.019 | 23.626 | 1'31.446 | 263,0 | 10:34'51.209 |
| 4 | 19.544 | 25.110 | 22.939 | 24.089 | 1'31.682 | 263,0 | 10:36'22.891 |
| 5 | 19.629 | 25.093 | 22.924 | 23.555 | 1'31.201 | 265,6 | 10:37'54.092 |

02/07/2021 P = Pits In/Out - C = Lap Time Cancelled

These data/results cannot be reproduced, stored and/or transmitted in whole or in part by any manner of electronic, mechanical, photocopying, recording, broadcasting or otherwise now known or herein after developed without the previous express consent by the copyright owner, except for reproduction in daily press and regular printed publications on sale to the public within 60 days of the event related to those data/results and always provided that copyright symbol appears together as follows below.

© DORNA WSBK ORGANIZATION Srl 2021



Donington Park 4.023 m

4 / 4

Prosecco DOC UK Round, 2-4 July 2021 Chronological Analysis Free Practice 1st Session

| 18° 23 C. PONSSON (1'31.579) | | | | | | | |
|------------------------------|---------------|---------------|---------------|---------------|-----------------|--------------|--------------|
| Lap | Seg.1 | Seg.2 | Seg.3 | Seg.4 | Lap Time | km/h | Local Time |
| 1 | | 28.492 | 24.836 | 31.415 | | 245,0 | 10:31'57.990 |
| 2 | 1'30.150 | 27.846 | 24.091 | 25.674 | 2'47.761P | 253,1 | 10:34'45.751 |
| 3 | 20.266 | 26.247 | 23.372 | 24.443 | 1'34.328 | 261,1 | 10:36'20.079 |
| 4 | 20.034 | 25.721 | 23.454 | 24.630 | 1'33.839 | 256,1 | 10:37'53.918 |
| 5 | 19.876 | 25.564 | 23.377 | 24.272 | 1'33.089 | 257,3 | 10:39'27.007 |
| 6 | 20.165 | 25.385 | 23.202 | 23.989 | 1'32.741 | 261,1 | 10:40'59.748 |
| 7 | 20.313 | 25.163 | 23.222 | 23.981 | 1'32.679 | 254,9 | 10:42'32.427 |
| 8 | 20.183 | 25.358 | 22.910 | 24.102 | 1'32.553 | 257,9 | 10:44'04.980 |
| 9 | 19.857 | 25.301 | 23.049 | 23.823 | 1'32.030 | 258,6 | 10:45'37.010 |
| 10 | 20.805 | 25.597 | 23.157 | 27.813 | 1'37.372P | 257,9 | 10:47'14.382 |
| 11 | 7'03.929 | 27.116 | 23.500 | 25.288 | 8'19.833P | 257,3 | 10:55'34.215 |
| 12 | 19.952 | 25.490 | 22.955 | 23.977 | 1'32.374 | 259,8 | 10:57'06.589 |
| 13 | 19.825 | 25.395 | 22.863 | 23.884 | 1'31.967 | 259,2 | 10:58'38.556 |
| 14 | 19.901 | 25.429 | 23.208 | 26.583 | 1'35.121 | 259,2 | 11:00'13.677 |
| 15 | 19.875 | 25.524 | 23.064 | 24.281 | 1'32.744 | 259,8 | 11:01'46.421 |
| 16 | 20.062 | 25.373 | 22.946 | 23.951 | 1'32.332 | 258,6 | 11:03'18.753 |
| 17 | 20.615 | 26.125 | 23.531 | 28.949 | 1'39.220P | 257,9 | 11:04'57.973 |
| 18 | 4'32.600 | 26.538 | 23.897 | 26.008 | 5'49.043P | 257,9 | 11:10'47.016 |
| 19 | 19.918 | 25.216 | 22.995 | 25.146 | 1'33.275 | 260,4 | 11:12'20.291 |
| 20 | 19.594 | 25.107 | 22.812 | 24.066 | 1'31.579 | 263,6 | 11:13'51.870 |
| 21 | 21.640 | 28.356 | 23.271 | 24.122 | 1'37.389 | 255,5 | 11:15'29.259 |

| 21° 3 K. NOZANE (1'35.209) | | | | | | | |
|----------------------------|---------------|---------------|---------------|---------------|-----------------|--------------|--------------|
| Lap | Seg.1 | Seg.2 | Seg.3 | Seg.4 | Lap Time | km/h | Local Time |
| 1 | | 29.157 | 24.989 | 25.697 | | 226,5 | 10:32'01.290 |
| 2 | 21.270 | 27.107 | 24.358 | 24.966 | 1'37.701 | 242,3 | 10:33'38.991 |
| 3 | 20.352 | 26.595 | 24.645 | 24.786 | 1'36.378 | 245,0 | 10:35'15.369 |
| 4 | 20.174 | 26.680 | 23.865 | 24.490 | 1'35.209 | 256,1 | 10:36'50.578 |
| 5 | 22.968 | 28.669 | 26.700 | 33.155 | 1'51.492P | 219,6 | 10:38'42.070 |

| 22° 50 E. LAVERTY | | | | | | | |
|-------------------|----------|---------------|---------------|--------|------------|--------------|--------------|
| Lap | Seg.1 | Seg.2 | Seg.3 | Seg.4 | Lap Time | km/h | Local Time |
| 1 | | 28.391 | 24.049 | 28.811 | | 248,4 | 10:31'56.679 |
| 2 | 3'19.391 | 26.302 | 28.787 | 38.900 | 4'53.380CP | 232,4 | 10:36'50.059 |

| 19° 32 I. VINALES (1'31.880) | | | | | | | |
|------------------------------|---------------|---------------|---------------|---------------|-----------------|--------------|--------------|
| Lap | Seg.1 | Seg.2 | Seg.3 | Seg.4 | Lap Time | km/h | Local Time |
| 1 | | 29.306 | 24.864 | 25.651 | | 243,4 | 10:32'03.186 |
| 2 | 21.177 | 26.772 | 24.167 | 24.530 | 1'36.646 | 237,0 | 10:33'39.832 |
| 3 | 20.271 | 26.170 | 23.997 | 24.193 | 1'34.631 | 255,5 | 10:35'14.463 |
| 4 | 20.218 | 25.951 | 23.371 | 23.939 | 1'33.479 | 257,3 | 10:36'47.942 |
| 5 | 19.823 | 25.492 | 22.993 | 23.886 | 1'32.194 | 266,2 | 10:38'20.136 |
| 6 | 20.035 | 25.605 | 26.179 | 26.193 | 1'38.012 | 250,7 | 10:39'58.148 |
| 7 | 19.788 | 25.549 | 23.258 | 23.959 | 1'32.554 | 259,2 | 10:41'30.702 |
| 8 | 19.877 | 25.634 | 23.331 | 28.684 | 1'37.526P | 260,4 | 10:43'08.228 |
| 9 | 5'33.332 | 26.404 | 23.730 | 24.659 | 6'48.125P | 254,9 | 10:49'56.353 |
| 10 | 19.997 | 25.537 | 23.123 | 23.906 | 1'32.563 | 259,2 | 10:51'28.916 |
| 11 | 20.005 | 25.239 | 23.050 | 24.067 | 1'32.361 | 262,3 | 10:53'01.277 |
| 12 | 19.813 | 25.288 | 23.170 | 23.922 | 1'32.193 | 263,0 | 10:54'33.470 |
| 13 | 19.898 | 26.401 | 25.673 | 25.490 | 1'37.462 | 242,3 | 10:56'10.932 |
| 14 | 19.686 | 25.436 | 23.000 | 23.758 | 1'31.880 | 261,1 | 10:57'42.812 |
| 15 | 19.730 | 25.322 | 23.118 | 33.201 | 1'41.371P | 260,4 | 10:59'24.183 |
| 16 | 6'27.868 | 25.730 | 23.193 | 24.289 | 7'41.080P | 261,7 | 11:07'05.263 |
| 17 | 19.816 | 25.320 | 31.232 | 24.274 | 1'40.642 | 127,6 | 11:08'45.905 |
| 18 | 20.145 | 25.487 | 23.328 | 24.048 | 1'33.008 | 258,6 | 11:10'18.913 |
| 19 | 19.829 | 25.187 | 23.101 | 23.869 | 1'31.986 | 257,3 | 11:11'50.899 |
| 20 | 20.712 | 27.215 | 23.238 | 23.948 | 1'35.113 | 258,6 | 11:13'26.012 |
| 21 | 19.972 | 25.589 | 28.622 | 36.486 | 1'50.669 | 249,6 | 11:15'16.681 |

| 20° 84 L. CRESSON (1'32.033) | | | | | | | |
|------------------------------|----------|--------|--------|--------|-----------|--------------|--------------|
| Lap | Seg.1 | Seg.2 | Seg.3 | Seg.4 | Lap Time | km/h | Local Time |
| 1 | | 28.219 | 25.188 | 25.757 | | 244,5 | 10:31'45.599 |
| 2 | 21.005 | 26.587 | 23.639 | 24.488 | 1'35.719 | 257,3 | 10:33'21.318 |
| 3 | 20.328 | 25.913 | 23.277 | 24.110 | 1'33.628 | 259,8 | 10:34'54.946 |
| 4 | 20.078 | 26.272 | 23.735 | 24.245 | 1'34.330 | 254,9 | 10:36'29.276 |
| 5 | 20.183 | 25.989 | 23.506 | 24.305 | 1'33.983 | 257,3 | 10:38'03.259 |
| 6 | 19.962 | 25.517 | 23.284 | 24.250 | 1'33.013 | 261,1 | 10:39'36.272 |
| 7 | 19.875 | 25.659 | 23.437 | 24.227 | 1'33.198 | 258,6 | 10:41'09.470 |
| 8 | 20.034 | 25.758 | 23.423 | 29.019 | 1'38.234P | 257,9 | 10:42'47.704 |
| 9 | 8'36.919 | 26.439 | 24.044 | 24.654 | 9'52.056P | 252,5 | 10:52'39.760 |
| 10 | 20.150 | 25.816 | 23.621 | 24.532 | 1'34.119 | 255,5 | 10:54'13.879 |
| 11 | 20.052 | 25.585 | 23.296 | 24.276 | 1'33.209 | 257,9 | 10:55'47.088 |

02/07/2021

P = Pits In/Out - C = Lap Time Cancelled

These data/results cannot be reproduced, stored and/or transmitted in whole or in part by any manner of electronic, mechanical, photocopying, recording, broadcasting or otherwise now known or herein after developed without the previous express consent by the copyright owner, except for reproduction in daily press and regular printed publications on sale to the public within 60 days of the event related to those data/results and always provided that copyright symbol appears together as follows below.

© DORNA WSBK ORGANIZATION Srl 2021