

Donington Park 4.023 m

1 / 2

Prosecco DOC UK Round, 2-4 July 2021 Results Free Practice 2nd Session

No.	Rider	Nat	Team	Bike	Class	Time	Gap	Rel.	Laps	Speed	
										Avg	Max
1	31 G. GERLOFF	USA	GRT Yamaha WorldSBK Team	Yamaha YZF R1	IND	1'27.524			20	165,472	267,5
2	1 J. REA	GBR	Kawasaki Racing Team WorldSBK	Kawasaki ZX-10RR		1'27.853	0.329	0.329	20	164,853	270,2
3	54 T. RAZGATLIOGLU	TUR	Pata Yamaha with BRIXX WorldSBK	Yamaha YZF R1		1'28.048	0.524	0.195	21	164,488	268,9
4	22 A. LOWES	GBR	Kawasaki Racing Team WorldSBK	Kawasaki ZX-10RR		1'28.131	0.607	0.083	22	164,333	270,9
5	45 S. REDDING	GBR	Aruba.it Racing - Ducati	Ducati Panigale V4 R		1'28.150	0.626	0.019	19	164,297	270,9
6	21 M. RINALDI	ITA	Aruba.it Racing - Ducati	Ducati Panigale V4 R		1'28.324	0.800	0.174	21	163,974	273,7
7	91 L. HASLAM	GBR	Team HRC	Honda CBR1000 RR-R		1'28.395	0.871	0.071	13	163,842	270,2
8	44 L. MAHIAS	FRA	Kawasaki Puccetti Racing	Kawasaki ZX-10RR	IND	1'28.462	0.938	0.067	22	163,718	263,6
9	60 M. VAN DER MARK	NED	BMW Motorrad WorldSBK Team	BMW M 1000 RR		1'28.549	1.025	0.087	20	163,557	270,2
10	55 A. LOCATELLI	ITA	Pata Yamaha with BRIXX WorldSBK	Yamaha YZF R1		1'28.594	1.070	0.045	25	163,474	269,6
11	66 T. SYKES	GBR	BMW Motorrad WorldSBK Team	BMW M 1000 RR		1'28.669	1.145	0.075	7	163,336	268,2
12	7 C. DAVIES	GBR	Team GoEleven	Ducati Panigale V4 R	IND	1'29.064	1.540	0.395	14	162,611	268,2
13	47 A. BASSANI	ITA	Motocorsa Racing	Ducati Panigale V4 R	IND	1'29.359	1.835	0.295	21	162,074	270,2
14	53 T. RABAT	ESP	Barni Racing Team	Ducati Panigale V4 R	IND	1'29.414	1.890	0.055	21	161,975	272,3
15	19 A. BAUTISTA	ESP	Team HRC	Honda CBR1000 RR-R		1'29.568	2.044	0.154	18	161,696	271,6
16	32 I. VINALES	ESP	Orelac Racing VerdNatura	Kawasaki ZX-10RR	IND	1'29.780	2.256	0.212	17	161,314	266,2
17	12 L. MOSSEY	GBR	OUTDO TPR Team Pedercini Racing	Kawasaki ZX-10RR	IND	1'29.975	2.451	0.195	19	160,965	261,7
18	50 E. LAVERTY	IRL	RC Squadra Corse	BMW M 1000 RR	IND	1'30.088	2.564	0.113	20	160,763	267,5
19	94 J. FOLGER	GER	Bonovo MGM Racing	BMW M 1000 RR	IND	1'30.218	2.694	0.130	21	160,531	263,0
20	23 C. PONSSON	FRA	Alstare Yamaha	Yamaha YZF R1	IND	1'30.253	2.729	0.035	20	160,469	264,9
21	84 L. CRESSON	BEL	OUTDO TPR Team Pedercini Racing	Kawasaki ZX-10RR	IND	1'31.403	3.879	1.150	17	158,450	258,6
----- Out 107% in this Session -----											
22	3 K. NOZANE	JPN	GRT Yamaha WorldSBK Team	Yamaha YZF R1	IND				0		

Qualifying Lap Time (107% of 1'27.524): 1'33.652

N.3 (Nozane K.) has been declared unfit after FP1

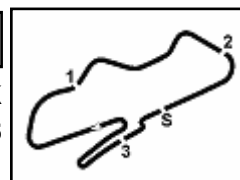
AIR	Humidity:	56%	Temp:	22°C
TRACK	Condition:	Dry	Temp:	39°C

Records	Pole	(SP2)	2017 T.Sykes	1'26.641	167,160	Km/h
	Race	(SPRC)	2019 J.Rea	1'27.166	166,150	Km/h
	All Times	(SP2)	2017 T.Sykes	1'26.641	167,160	Km/h

Start 02/07/2021 15:00 End 15:47 The results are provisional until the end of the time limit for protests and appeals and the completion of the technical checks.

These data/results cannot be reproduced, stored and/or transmitted in whole or in part by any manner of electronic, mechanical, photocopying, recording, broadcasting or otherwise now known or herein after developed without the previous express consent by the copyright owner, except for reproduction in daily press and regular printed publications on sale to the public within 60 days of the event related to those data/results and always provided that copyright symbol appears together as follows below.

© DORNA WSBK ORGANIZATION Srl 2021



Prosecco DOC UK Round, 2-4 July 2021

Results Free Practice 2nd Session

Session Highlights

Local Time	No. Rider	Description
15.00.00		Start
15.00.03		WorldSBK Pit Intervention Time: 48secs
15.03.28	66 T. SYKES	Crashed - Turn 6
15.04.36	94 J. FOLGER	On the Gravel - Re-Joined - Turn 2
15.04.55	54 T. RAZGATLIOGLU	On Asphalt - Re-Joined - Turn 12
15.06.10	19 A. BAUTISTA	Current Lap Cancelled - Exceeded Track Limits - Turn 10
15.12.13	19 A. BAUTISTA	Current Lap Cancelled - Exceeded Track Limits - Turn 10
15.13.58	84 L. CRESSON	Current Lap Cancelled - Exceeded Track Limits - Turn 10
15.31.02	84 L. CRESSON	Current Lap Cancelled - Exceeded Track Limits - Turn 10
15.38.44	55 A. LOCATELLI	Current Lap Cancelled - Exceeded Track Limits - Turn 10
15.40.34	47 A. BASSANI	Current Lap Cancelled - Exceeded Track Limits - Turn 10
15.45.44	7 C. DAVIES	Current Lap Cancelled - Exceeded Track Limits - Turn 10
15.47.22		End Of Session

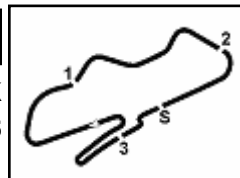
Fastest Laps Sequence

No.	Rider	Nat	Team	Bike	Local Time	Time	Gap	Avg
84	L. CRESSON	BEL	OUTDO TPR Team Pedercini Racing	Kawasaki ZX-10RR	15:03'11.847	1'32.445		156,664
54	T. RAZGATLIOGLU	TUR	Pata Yamaha with BRIXX WorldSBK	Yamaha YZF R1	15:03'12.610	1'29.096	-3.349	162,553
1	J. REA	GBR	Kawasaki Racing Team WorldSBK	Kawasaki ZX-10RR	15:03'45.035	1'28.437	-0.659	163,764
22	A. LOWES	GBR	Kawasaki Racing Team WorldSBK	Kawasaki ZX-10RR	15:06'13.634	1'28.398	-0.039	163,836
1	J. REA	GBR	Kawasaki Racing Team WorldSBK	Kawasaki ZX-10RR	15:08'10.718	1'28.338	-0.060	163,948
1	J. REA	GBR	Kawasaki Racing Team WorldSBK	Kawasaki ZX-10RR	15:11'07.465	1'28.338		163,948
54	T. RAZGATLIOGLU	TUR	Pata Yamaha with BRIXX WorldSBK	Yamaha YZF R1	15:21'16.084	1'28.203	-0.135	164,198
31	G. GERLOFF	USA	GRT Yamaha WorldSBK Team	Yamaha YZF R1	15:42'15.616	1'28.046	-0.157	164,491
1	J. REA	GBR	Kawasaki Racing Team WorldSBK	Kawasaki ZX-10RR	15:42'17.959	1'27.991	-0.055	164,594
31	G. GERLOFF	USA	GRT Yamaha WorldSBK Team	Yamaha YZF R1	15:43'43.140	1'27.524	-0.467	165,472

Start 02/07/2021 15:00 End 15:47 The results are provisional until the end of the time limit for protests and appeals and the completion of the technical checks.

These data/results cannot be reproduced, stored and/or transmitted in whole or in part by any manner of electronic, mechanical, photocopying, recording, broadcasting or otherwise now known or herein after developed without the previous express consent by the copyright owner, except for reproduction in daily press and regular printed publications on sale to the public within 60 days of the event related to those data/results and always provided that copyright symbol appears together as follows below.

© DORNA WSBK ORGANIZATION Srl 2021



Prosecco DOC UK Round, 2-4 July 2021 Free Practices Combined Results after FP2

Donington Park 4.023 m

No.	Rider	Nat	Team	Bike	Class	FP1	FP2	FP3	Time	Gap	Rel.	Avg	LL
1	31 G. GERLOFF	USA	GRT Yamaha WorldSBK Team	Yamaha YZF R1	IND	1'28.681	1'27.524		1'27.524			165,472	40
2	1 J. REA	GBR	Kawasaki Racing Team WorldSBK	Kawasaki ZX-10RR		1'27.841	1'27.853		1'27.841	0.317	0.317	164,875	37
3	54 T. RAZGATLIOGLU	TUR	Pata Yamaha with BRIXX WorldSBK	Yamaha YZF R1		1'28.105	1'28.048		1'28.048	0.524	0.207	164,488	35
4	22 A. LOWES	GBR	Kawasaki Racing Team WorldSBK	Kawasaki ZX-10RR		1'29.028	1'28.131		1'28.131	0.607	0.083	164,333	40
5	45 S. REDDING	GBR	Aruba.it Racing - Ducati	Ducati Panigale V4 R		1'28.814	1'28.150		1'28.150	0.626	0.019	164,297	43
6	66 T. SYKES	GBR	BMW Motorrad WorldSBK Team	BMW M 1000 RR		1'28.202	1'28.669		1'28.202	0.678	0.052	164,200	24
7	21 M. RINALDI	ITA	Aruba.it Racing - Ducati	Ducati Panigale V4 R		1'28.560	1'28.324		1'28.324	0.800	0.122	163,974	42
8	91 L. HASLAM	GBR	Team HRC	Honda CBR1000 RR-R		1'28.843	1'28.395		1'28.395	0.871	0.071	163,842	27
9	44 L. MAHIAS	FRA	Kawasaki Puccetti Racing	Kawasaki ZX-10RR	IND	1'29.505	1'28.462		1'28.462	0.938	0.067	163,718	36
10	60 M. VAN DER MARK	NED	BMW Motorrad WorldSBK Team	BMW M 1000 RR		1'29.104	1'28.549		1'28.549	1.025	0.087	163,557	40
11	55 A. LOCATELLI	ITA	Pata Yamaha with BRIXX WorldSBK	Yamaha YZF R1		1'29.746	1'28.594		1'28.594	1.070	0.045	163,474	47
12	7 C. DAVIES	GBR	Team GoEleven	Ducati Panigale V4 R	IND	1'29.172	1'29.064		1'29.064	1.540	0.470	162,611	29
13	47 A. BASSANI	ITA	Motocorsa Racing	Ducati Panigale V4 R	IND	1'29.607	1'29.359		1'29.359	1.835	0.295	162,074	39
14	53 T. RABAT	ESP	Barni Racing Team	Ducati Panigale V4 R	IND	1'30.157	1'29.414		1'29.414	1.890	0.055	161,975	44
15	19 A. BAUTISTA	ESP	Team HRC	Honda CBR1000 RR-R		1'29.932	1'29.568		1'29.568	2.044	0.154	161,696	36
16	32 I. VINALES	ESP	Orelac Racing VerdNatura	Kawasaki ZX-10RR	IND	1'31.880	1'29.780		1'29.780	2.256	0.212	161,314	37
17	12 L. MOSSEY	GBR	OUTDO TPR Team Pedercini Racing	Kawasaki ZX-10RR	IND	1'30.953	1'29.975		1'29.975	2.451	0.195	160,965	37
18	94 J. FOLGER	GER	Bonovo MGM Racing	BMW M 1000 RR	IND	1'30.077	1'30.218		1'30.077	2.553	0.102	160,782	40
19	50 E. LAVERTY	IRL	RC Squadra Corse	BMW M 1000 RR	IND		1'30.088		1'30.088	2.564	0.011	160,763	21
20	23 C. PONSSON	FRA	Alstare Yamaha	Yamaha YZF R1	IND	1'31.579	1'30.253		1'30.253	2.729	0.165	160,469	40
21	84 L. CRESSON	BEL	OUTDO TPR Team Pedercini Racing	Kawasaki ZX-10RR	IND	1'32.033	1'31.403		1'31.403	3.879	1.150	158,450	38
22	3 K. NOZANE	JPN	GRT Yamaha WorldSBK Team	Yamaha YZF R1	IND	1'35.209			1'35.209	7.685	3.806	152,116	4

02/07/2021

These data/results cannot be reproduced, stored and/or transmitted in whole or in part by any manner of electronic, mechanical, photocopying, recording, broadcasting or otherwise now known or herein after developed without the previous express consent by the copyright owner, except for reproduction in daily press and regular printed publications on sale to the public within 60 days of the event related to those data/results and always provided that copyright symbol appears together as follows below.

© DORNA WSBK ORGANIZATION Srl 2021

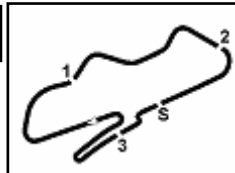
FIKIR PERUGIA TIMING



Official Tyre Supplier



Official Timekeeper



Donington Park 4.023 m

Prosecco DOC UK Round, 2-4 July 2021 Best Sectors & Speed Free Practice 2nd Session

BEST LAP		
1	31 G. GERLOFF	Yamaha YZF R1 1'27.524
2	1 J. REA	Kawasaki ZX-10RR 1'27.853
3	54 T. RAZGATLIOGLU	Yamaha YZF R1 1'28.048
4	22 A. LOWES	Kawasaki ZX-10RR 1'28.131
5	45 S. REDDING	Ducati Panigale V4 R 1'28.150
6	21 M. RINALDI	Ducati Panigale V4 R 1'28.324
7	91 L. HASLAM	Honda CBR1000 RR-R 1'28.395
8	44 L. MAHIAS	Kawasaki ZX-10RR 1'28.462
9	60 M. VAN DER MARK	BMW M 1000 RR 1'28.549
10	55 A. LOCATELLI	Yamaha YZF R1 1'28.594
11	66 T. SYKES	BMW M 1000 RR 1'28.669
12	7 C. DAVIES	Ducati Panigale V4 R 1'29.064
13	47 A. BASSANI	Ducati Panigale V4 R 1'29.359
14	53 T. RABAT	Ducati Panigale V4 R 1'29.414
15	19 A. BAUTISTA	Honda CBR1000 RR-R 1'29.568
16	32 I. VINALES	Kawasaki ZX-10RR 1'29.780
17	12 L. MOSSEY	Kawasaki ZX-10RR 1'29.975
18	50 E. LAVERTY	BMW M 1000 RR 1'30.088
19	94 J. FOLGER	BMW M 1000 RR 1'30.218
20	23 C. PONSSON	Yamaha YZF R1 1'30.253
21	84 L. CRESSON	Kawasaki ZX-10RR 1'31.403
22	3 K. NOZANE	Yamaha YZF R1

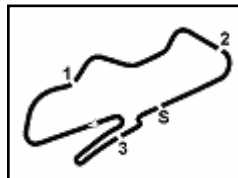
SPEED		
1	21 M. RINALDI	Ducati Panigale V4 R 273,7
2	53 T. RABAT	Ducati Panigale V4 R 272,3
3	19 A. BAUTISTA	Honda CBR1000 RR-R 271,6
4	22 A. LOWES	Kawasaki ZX-10RR 270,9
5	45 S. REDDING	Ducati Panigale V4 R 270,9
6	91 L. HASLAM	Honda CBR1000 RR-R 270,2
7	47 A. BASSANI	Ducati Panigale V4 R 270,2
8	60 M. VAN DER MARK	BMW M 1000 RR 270,2
9	1 J. REA	Kawasaki ZX-10RR 270,2
10	55 A. LOCATELLI	Yamaha YZF R1 269,6
11	54 T. RAZGATLIOGLU	Yamaha YZF R1 268,9
12	66 T. SYKES	BMW M 1000 RR 268,2
13	7 C. DAVIES	Ducati Panigale V4 R 268,2
14	50 E. LAVERTY	BMW M 1000 RR 267,5
15	31 G. GERLOFF	Yamaha YZF R1 267,5
16	32 I. VINALES	Kawasaki ZX-10RR 266,2
17	23 C. PONSSON	Yamaha YZF R1 264,9
18	44 L. MAHIAS	Kawasaki ZX-10RR 263,6
19	94 J. FOLGER	BMW M 1000 RR 263,0
20	12 L. MOSSEY	Kawasaki ZX-10RR 261,7
21	84 L. CRESSON	Kawasaki ZX-10RR 258,6

SEG. 1			SEG. 2			SEG. 3			SEG. 4		
1	31 G. GERLOFF	18.681	1	31 G. GERLOFF	24.076	1	31 G. GERLOFF	21.830	1	31 G. GERLOFF	22.832
2	54 T. RAZGATLIOGLU	18.695	2	91 L. HASLAM	24.125	2	22 A. LOWES	21.893	2	22 A. LOWES	22.907
3	45 S. REDDING	18.736	3	1 J. REA	24.151	3	1 J. REA	21.893	3	1 J. REA	22.984
4	22 A. LOWES	18.748	4	45 S. REDDING	24.184	4	45 S. REDDING	21.954	4	45 S. REDDING	22.990
5	44 L. MAHIAS	18.748	5	54 T. RAZGATLIOGLU	24.201	5	60 M. VAN DER MARK	21.961	5	54 T. RAZGATLIOGLU	23.023
6	21 M. RINALDI	18.759	6	66 T. SYKES	24.235	6	54 T. RAZGATLIOGLU	21.996	6	53 T. RABAT	23.046
7	1 J. REA	18.761	7	22 A. LOWES	24.255	7	21 M. RINALDI	22.017	7	55 A. LOCATELLI	23.067
8	66 T. SYKES	18.839	8	44 L. MAHIAS	24.267	8	55 A. LOCATELLI	22.075	8	7 C. DAVIES	23.076
9	91 L. HASLAM	18.854	9	60 M. VAN DER MARK	24.274	9	91 L. HASLAM	22.133	9	21 M. RINALDI	23.099
10	55 A. LOCATELLI	18.883	10	55 A. LOCATELLI	24.292	10	44 L. MAHIAS	22.141	10	66 T. SYKES	23.171
11	60 M. VAN DER MARK	18.914	11	21 M. RINALDI	24.333	11	19 A. BAUTISTA	22.235	11	47 A. BASSANI	23.202
12	47 A. BASSANI	19.014	12	47 A. BASSANI	24.386	12	66 T. SYKES	22.267	12	60 M. VAN DER MARK	23.255
13	53 T. RABAT	19.038	13	7 C. DAVIES	24.473	13	47 A. BASSANI	22.275	13	91 L. HASLAM	23.270
14	7 C. DAVIES	19.110	14	12 L. MOSSEY	24.495	14	7 C. DAVIES	22.306	14	94 J. FOLGER	23.278
15	19 A. BAUTISTA	19.113	15	32 I. VINALES	24.618	15	53 T. RABAT	22.346	15	44 L. MAHIAS	23.295
16	32 I. VINALES	19.217	16	19 A. BAUTISTA	24.660	16	23 C. PONSSON	22.372	16	19 A. BAUTISTA	23.408
17	12 L. MOSSEY	19.222	17	53 T. RABAT	24.673	17	32 I. VINALES	22.458	17	50 E. LAVERTY	23.450
18	94 J. FOLGER	19.223	18	23 C. PONSSON	24.711	18	50 E. LAVERTY	22.551	18	32 I. VINALES	23.455
19	50 E. LAVERTY	19.223	19	50 E. LAVERTY	24.801	19	94 J. FOLGER	22.599	19	12 L. MOSSEY	23.535
20	23 C. PONSSON	19.359	20	94 J. FOLGER	24.802	20	12 L. MOSSEY	22.668	20	23 C. PONSSON	23.606
21	84 L. CRESSON	19.581	21	84 L. CRESSON	25.101	21	84 L. CRESSON	22.734	21	84 L. CRESSON	23.803

02/07/2021

These data/results cannot be reproduced, stored and/or transmitted in whole or in part by any manner of electronic, mechanical, photocopying, recording, broadcasting or otherwise now known or herein after developed without the previous express consent by the copyright owner, except for reproduction in daily press and regular printed publications on sale to the public within 60 days of the event related to those data/results and always provided that copyright symbol appears together as follows below.

© DORNA WSBK ORGANIZATION Srl 2021



Prosecco DOC UK Round, 2-4 July 2021

Ideal Times Free Practice 2nd Session

Donington Park 4.023 m

No.	Rider	Nat	Bike	Seg. 1	Seg. 2	Seg. 3	Seg. 4	Ideal Time		
				Diff. 1	Diff. 2	Diff. 3	Diff. 4	Best Lap	Pos.	Diff.
1	31 G. GERLOFF	USA	Yamaha YZF R1	18.681	24.076 +0.105	21.830	22.832	1'27.419	1	0.105
2	1 J. REA	GBR	Kawasaki ZX-10RR	18.761 +0.023	24.151	21.893	22.984 +0.041	1'27.789	2	0.064
3	22 A. LOWES	GBR	Kawasaki ZX-10RR	18.748 +0.176	24.255 +0.015	21.893 +0.137	22.907	1'27.803	4	0.328
4	45 S. REDDING	GBR	Ducati Panigale V4 R	18.736 +0.041	24.184 +0.084	21.954 +0.006	22.990 +0.155	1'27.864	5	0.286
5	54 T. RAZGATLIOGLU	TUR	Yamaha YZF R1	18.695	24.201 +0.078	21.996	23.023 +0.055	1'27.915	3	0.133
6	21 M. RINALDI	ITA	Ducati Panigale V4 R	18.759	24.333	22.017 +0.054	23.099 +0.062	1'28.208	6	0.116
7	55 A. LOCATELLI	ITA	Yamaha YZF R1	18.883 +0.078	24.292 +0.115	22.075	23.067 +0.084	1'28.317	10	0.277
8	91 L. HASLAM	GBR	Honda CBR1000 RR-R	18.854	24.125	22.133 +0.013	23.270	1'28.382	7	0.013
9	60 M. VAN DER MARK	NED	BMW M 1000 RR	18.914 +0.073	24.274 +0.035	21.961	23.255 +0.037	1'28.404	9	0.145
10	44 L. MAHIAS	FRA	Kawasaki ZX-10RR	18.748	24.267	22.141	23.295 +0.011	1'28.451	8	0.011
11	66 T. SYKES	GBR	BMW M 1000 RR	18.839	24.235 +0.132	22.267	23.171 +0.025	1'28.512	11	0.157
12	47 A. BASSANI	ITA	Ducati Panigale V4 R	19.014 +0.169	24.386 +0.097	22.275 +0.125	23.202 +0.091	1'28.877	13	0.482
13	7 C. DAVIES	GBR	Ducati Panigale V4 R	19.110 +0.027	24.473 +0.026	22.306 +0.026	23.076 +0.020	1'28.965	12	0.099
14	53 T. RABAT	ESP	Ducati Panigale V4 R	19.038 +0.063	24.673 +0.104	22.346 +0.034	23.046 +0.110	1'29.103	14	0.311
15	19 A. BAUTISTA	ESP	Honda CBR1000 RR-R	19.113 +0.011	24.660 +0.045	22.235 +0.091	23.408 +0.005	1'29.416	15	0.152
16	32 I. VINALES	ESP	Kawasaki ZX-10RR	19.217	24.618 +0.016	22.458 +0.016	23.455	1'29.748	16	0.032
17	94 J. FOLGER	GER	BMW M 1000 RR	19.223 +0.059	24.802	22.599 +0.257	23.278	1'29.902	19	0.316
18	12 L. MOSSEY	GBR	Kawasaki ZX-10RR	19.222	24.495	22.668 +0.055	23.535	1'29.920	17	0.055
19	50 E. LAVERTY	IRL	BMW M 1000 RR	19.223	24.801	22.551 +0.063	23.450	1'30.025	18	0.063
20	23 C. PONSSON	FRA	Yamaha YZF R1	19.359 +0.104	24.711	22.372 +0.101	23.606	1'30.048	20	0.205
21	84 L. CRESSON	BEL	Kawasaki ZX-10RR	19.581 +0.031	25.101	22.734 +0.153	23.803	1'31.219	21	0.184
	3 K. NOZANE	JPN	Yamaha YZF R1					1'31.403		
Overall Ideal Time				18.681	24.076	21.830	22.832	1'27.419		

02/07/2021

These data/results cannot be reproduced, stored and/or transmitted in whole or in part by any manner of electronic, mechanical, photocopying, recording, broadcasting or otherwise now known or herein after developed without the previous express consent by the copyright owner, except for reproduction in daily press and regular printed publications on sale to the public within 60 days of the event related to those data/results and always provided that copyright symbol appears together as follows below.

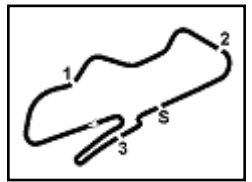
© DORNA WSBK ORGANIZATION Srl 2021

PIRELLI PERUGIA TIMING


Official Tyre Supplier



Official Timekeeper



Donington Park 4.023 m

1 / 4

Prosecco DOC UK Round, 2-4 July 2021 Chronological Analysis Free Practice 2nd Session

1° 31 G. GERLOFF (1'27.524)							
Lap	Seg.1	Seg.2	Seg.3	Seg.4	Lap Time	km/h	Local Time
1		26.142	23.101	26.393		253,1	15:01'40.163
2	19.912	25.403	23.178	27.770	1'36.263P	260,4	15:03'16.426
3	2'18.864	26.770	25.987	23.341	3'34.962P	173,6	15:06'51.388
4	19.031	24.595	22.274	23.271	1'29.171	264,3	15:08'20.559
5	18.984	24.696	22.476	23.162	1'29.318	264,9	15:09'49.877
6	19.188	24.642	22.622	23.357	1'29.809	266,2	15:11'19.686
7	19.034	24.500	22.505	23.337	1'29.376	261,1	15:12'49.062
8	18.793	24.852	22.187	23.071	1'28.903	264,3	15:14'17.965
9	20.479	25.462	22.720	34.962	1'43.623P	258,6	15:16'01.588
10	6'03.407	24.760	22.515	23.116	7'13.798P	264,3	15:23'15.386
11	18.787	24.561	22.377	23.331	1'29.056	267,5	15:24'44.442
12	18.901	24.503	22.051	23.083	1'28.538	264,9	15:26'12.980
13	18.889	24.387	22.018	23.240	1'28.534	266,2	15:27'41.514
14	19.004	24.431	22.220	23.042	1'28.697	266,2	15:29'10.211
15	18.979	24.528	22.137	23.251	1'28.895	260,4	15:30'39.106
16	19.024	24.399	22.913	27.960	1'34.296P	260,4	15:32'13.402
17	5'45.533	25.173	22.539	23.404	6'56.649P	263,6	15:39'10.051
18	19.308	24.823	22.415	30.973	1'37.519	261,7	15:40'47.570
19	18.866	24.076	21.937	23.167	1'28.046	264,3	15:42'15.616
20	18.681	24.181	21.830	22.832	1'27.524	263,0	15:43'43.140
21	18.854	24.167	22.089	23.024	1'28.134	264,9	15:45'11.274

2° 1 J. REA (1'27.853)							
Lap	Seg.1	Seg.2	Seg.3	Seg.4	Lap Time	km/h	Local Time
1		25.019	22.601	24.324		264,9	15:02'16.598
2	18.952	24.211	22.098	23.176	1'28.437	268,2	15:03'45.035
3	18.904	24.446	22.241	23.328	1'28.919	267,5	15:05'13.954
4	18.999	24.341	21.991	23.095	1'28.426	268,9	15:06'42.380
5	18.936	24.353	22.021	23.028	1'28.338	268,9	15:08'10.718
6	18.761	24.553	22.002	23.093	1'28.409	268,9	15:09'39.127
7	18.851	24.358	22.000	23.129	1'28.338	268,9	15:11'07.465
8	18.937	24.331	22.154	23.224	1'28.646	268,2	15:12'36.111
9	18.910	24.551	22.031	23.201	1'28.693	266,9	15:14'04.804
10	20.451	26.095	22.963	29.352	1'38.861P	262,3	15:15'43.665
11	10'45.238	28.287	22.791	23.399	11'59.715P	265,6	15:27'43.380
12	18.972	24.397	22.162	23.101	1'28.632	268,2	15:29'12.012
13	18.870	24.388	21.996	23.057	1'28.311	266,2	15:30'40.323
14	18.980	24.281	21.986	23.233	1'28.480	269,6	15:32'08.803
15	18.872	24.251	22.308	23.078	1'28.509	266,9	15:33'37.312
16	18.955	24.384	21.946	23.099	1'28.384	267,5	15:35'05.696
17	21.510	26.088	22.524	28.356	1'38.478P	265,6	15:36'44.174
18	2'54.022	25.608	22.661	23.503	4'05.794P	258,6	15:40'49.968
19	18.868	24.182	21.957	22.984	1'27.991	268,9	15:42'17.959
20	22.326	25.844	23.344	23.587	1'35.101	260,4	15:43'53.060
21	18.784	24.151	21.893	23.025	1'27.853	270,2	15:45'20.913

3° 54 T. RAZGATLIOGLU (1'28.048)							
Lap	Seg.1	Seg.2	Seg.3	Seg.4	Lap Time	km/h	Local Time
1		25.672	23.180	23.678		262,3	15:01'43.514
2	19.218	24.417	22.211	23.250	1'29.096	266,9	15:03'12.610
3	18.896	24.394	22.091	31.489	1'36.870	264,9	15:04'49.480
4	19.416	24.534	22.470	23.428	1'29.848	268,9	15:06'19.328
5	18.866	24.372	22.164	23.235	1'28.637	268,9	15:07'47.965
6	19.175	24.867	22.542	31.948	1'38.532P	265,6	15:09'26.497
7	7'39.658	25.859	23.304	23.884	8'52.705P	257,9	15:18'19.202
8	18.978	24.343	22.240	23.118	1'28.679	263,0	15:19'47.881
9	18.880	24.201	22.029	23.093	1'28.203	265,6	15:21'16.084
10	18.975	24.247	22.228	23.023	1'28.473	265,6	15:22'44.557
11	18.933	24.284	22.145	23.367	1'28.729	263,6	15:24'13.286
12	18.957	24.400	22.216	23.131	1'28.704	264,3	15:25'41.990
13	19.007	24.302	22.093	23.105	1'28.507	266,2	15:27'10.497

14	19.018	24.321	22.161	23.122	1'28.622	266,2	15:28'39.119
15	18.987	24.346	22.159	23.217	1'28.709	264,3	15:30'07.828
16	19.053	24.347	22.123	23.169	1'28.692	266,9	15:31'36.520
17	18.956	24.366	22.151	23.227	1'28.700	263,6	15:33'05.220
18	19.115	24.611	22.600	23.523	1'29.849	265,6	15:34'35.069
19	19.191	27.673	22.940	28.872	1'38.676P	261,1	15:36'13.745
20	5'18.423	30.817	23.632	23.816	6'36.688P	257,9	15:42'50.433
21	18.757	24.339	22.077	23.130	1'28.303	267,5	15:44'18.736
22	18.695	24.279	21.996	23.078	1'28.048	266,9	15:45'46.784

4° 22 A. LOWES (1'28.131)							
Lap	Seg.1	Seg.2	Seg.3	Seg.4	Lap Time	km/h	Local Time
1		25.012	22.491	25.328		270,9	15:01'46.024
2	19.335	24.591	22.562	23.244	1'29.732	268,2	15:03'15.756
3	18.993	25.034	22.464	22.989	1'29.480	268,2	15:04'45.236
4	18.916	24.297	22.125	23.060	1'28.398	266,2	15:06'13.634
5	18.912	24.397	22.238	23.125	1'28.672	266,2	15:07'42.306
6	18.867	24.439	22.250	23.080	1'28.636	267,5	15:09'10.942
7	20.000	25.801	22.496	23.194	1'31.491	266,9	15:10'42.433
8	18.921	24.287	22.161	23.069	1'28.438	261,7	15:12'10.871
9	19.843	24.841	22.479	27.722	1'34.885P	265,6	15:13'45.756
10	5'21.037	25.722	22.767	23.633	6'33.159P	263,6	15:20'18.915
11	19.155	24.454	22.409	23.291	1'29.309	262,3	15:21'48.224
12	18.918	24.334	22.120	22.977	1'28.349	267,5	15:23'16.573
13	18.856	24.370	22.050	23.260	1'28.536	269,6	15:24'45.109
14	18.943	24.544	21.980	23.029	1'28.496	269,6	15:26'13.605
15	18.937	24.527	22.075	22.960	1'28.499	268,2	15:27'42.104
16	18.989	24.275	22.036	22.950	1'28.250	269,6	15:29'10.354
17	21.400	25.751	22.642	28.859	1'38.652P	263,6	15:30'49.006
18	6'16.163	26.462	22.574	23.120	7'28.319P	264,3	15:38'17.325
19	19.033	24.343	21.893	23.062	1'28.331	270,9	15:39'45.656
20	18.887	24.724	22.255	22.964	1'28.830	269,6	15:41'14.486
21	18.748	24.255	22.324	22.962	1'28.289	266,9	15:42'42.775
22	18.924	24.270	22.030	22.907	1'28.131	266,2	15:44'10.906
23	18.831	24.262	22.116	23.022	1'28.231	266,9	15:45'39.137

5° 45 S. REDDING (1'28.150)							
Lap	Seg.1	Seg.2	Seg.3	Seg.4	Lap Time	km/h	Local Time
1		26.086	23.064	23.855		264,3	15:02'05.401
2	19.135	24.820	22.328	23.367	1'29.650	266,2	15:03'35.051
3	19.195	25.221	22.716	23.397	1'30.529	264,3	15:05'05.580
4	19.087	24.548	22.183	23.230	1'29.048	268,2	15:06'34.628
5	19.032	24.558	22.098	23.298	1'28.986	268,2	15:08'03.614
6	19.008	24.585	22.208	23.477	1'29.278	269,6	15:09'32.892
7	18.955	27.421	23.523	26.774	1'36.673	257,3	15:11'09.565
8	18.997	24.613	23.213	29.855	1'36.678P	250,7	15:12'46.243
9	6'30.170	25.614	22.574	23.617	7'41.975P	266,2	15:20'28.218
10	19.001	24.616	22.179	23.253	1'29.049	265,6	15:21'57.267
11	18.935	24.517	22.308	23.182	1'28.942	269,6	15:23'26.209
12	18.901	24.579	22.096	23.147	1'28.723	268,9	15:24'54.932
13	18.975	24.485	22.080	23.532	1'29.072	270,9	15:26'24.004
14	18.851	24.500	21.974	23.224	1'28.549	269,6	15:27'52.553
15	18.965	28.005	23.878	23.685	1'34.533	248,4	15:29'27.086
16	18.944	24.461	22.081	28.056	1'33.542P	266,9	15:31'00.628
17	9'43.771	25.328	22.331	23.378	10'54.808P	267,5	15:41'55.436
18	18.891	24.324	21.954	22.990	1'28.159	270,2	15:43'23.595
19	18.736	24.184	22.296	23.178	1'28.394	269,6	15:44'51.989
20	18.777	24.268	21.960	23.145	1'28.150	268,9	15:46'20.139

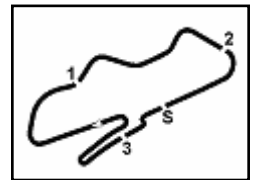
6° 21 M. RINALDI (1'28.324)							
Lap	Seg.1	Seg.2	Seg.3	Seg.4	Lap Time	km/h	Local Time
1		25.413	22.997	23.809		268,2	15:02'21.869
2	18.964	24.893	22.364	23.243	1'29.464	269,6	15:03'51.333

02/07/2021

P = Pits In/Out - C = Lap Time Cancelled

These data/results cannot be reproduced, stored and/or transmitted in whole or in part by any manner of electronic, mechanical, photocopying, recording, broadcasting or otherwise now known or herein after developed without the previous express consent by the copyright owner, except for reproduction in daily press and regular printed publications on sale to the public within 60 days of the event related to those data/results and always provided that copyright symbol appears together as follows below.

© DORNA WSBK ORGANIZATION Srl 2021



Prosecco DOC UK Round, 2-4 July 2021 Chronological Analysis Free Practice 2nd Session

Donington Park 4.023 m

2 / 4

3	18.872	24.702	22.434	23.436	1'29.444	269,6	15:05'20.777
4	18.990	24.478	22.235	23.188	1'28.891	272,3	15:06'49.668
5	18.908	24.548	22.176	23.182	1'28.814	270,2	15:08'18.482
6	19.965	27.799	23.412	28.655	1'39.831P	264,3	15:09'58.313
7	8'00.384	25.376	22.640	23.491	9'11.891P	266,2	15:19'10.204
8	18.937	24.511	22.303	23.248	1'28.999	266,9	15:20'39.203
9	18.921	24.806	22.267	23.255	1'29.249	268,2	15:22'08.452
10	18.918	24.558	22.538	23.242	1'29.256	270,2	15:23'37.708
11	18.878	24.603	22.146	23.099	1'28.726	270,9	15:25'06.434
12	23.210	27.066	26.227	28.878	1'45.381P	196,0	15:26'51.815
13	4'26.337	25.346	22.892	23.723	5'38.298P	266,9	15:32'30.113
14	18.851	24.438	22.211	23.208	1'28.708	267,5	15:33'58.821
15	18.975	26.283	22.908	23.507	1'31.673	265,6	15:35'30.494
16	18.759	24.333	22.071	23.161	1'28.324	269,6	15:36'58.818
17	18.951	24.501	22.241	23.267	1'28.960	271,6	15:38'27.778
18	20.769	26.593	23.942	30.514	1'41.818	252,5	15:40'09.596
19	18.900	24.422	22.222	23.114	1'28.658	270,9	15:41'38.254
20	18.872	24.417	22.017	23.219	1'28.525	271,6	15:43'06.779
21	18.844	24.351	22.226	23.200	1'28.621	272,3	15:44'35.400
22	18.845	24.342	23.939	31.367	1'38.493P	273,7	15:46'13.893

9° 60 M. VAN DER MARK (1'28.549)								
Lap	Seg.1	Seg.2	Seg.3	Seg.4	Lap Time	km/h	Local Time	
1		25.495	22.704	24.202		263,0	15:01'44.309	
2	19.213	24.739	22.554	23.684	1'30.190	266,9	15:03'14.499	
3	19.306	24.717	22.253	23.503	1'29.779	267,5	15:04'44.278	
4	19.088	24.615	22.310	23.716	1'29.729	267,5	15:06'14.007	
5	19.098	24.461	22.113	23.511	1'29.183	268,2	15:07'43.190	
6	19.167	24.555	22.257	23.339	1'29.318	267,5	15:09'12.508	
7	19.096	24.520	22.224	23.310	1'29.150	258,6	15:10'41.658	
8	18.953	24.475	22.256	23.410	1'29.094	265,6	15:12'10.752	
9	20.227	24.843	22.375	27.962	1'35.407P	266,2	15:13'46.159	
10	6'29.074	25.079	22.528	23.610	7'40.291P	266,9	15:21'26.450	
11	19.097	24.570	22.206	23.286	1'29.159	266,9	15:22'55.609	
12	19.171	24.458	22.114	23.358	1'29.101	267,5	15:24'24.710	
13	19.146	24.652	22.096	23.266	1'29.160	268,2	15:25'53.870	
14	18.933	24.484	22.138	23.255	1'28.810	268,2	15:27'22.680	
15	20.541	26.434	22.402	27.493	1'36.870P	261,1	15:28'59.550	
16	8'45.113	26.027	23.998	24.085	9'59.223P	236,4	15:38'58.773	
17	19.039	24.494	21.974	23.264	1'28.771	267,5	15:40'27.544	
18	18.920	24.358	21.998	23.334	1'28.610	269,6	15:41'56.154	
19	18.987	24.309	21.961	23.292	1'28.549	270,2	15:43'24.703	
20	18.914	24.274	22.145	23.519	1'28.852	268,9	15:44'53.555	
21	19.099	24.291	22.084	23.548	1'29.022	270,2	15:46'22.577	

7° 91 L. HASLAM (1'28.395)							
Lap	Seg.1	Seg.2	Seg.3	Seg.4	Lap Time	km/h	Local Time
1		26.813	24.241	25.749		247,9	15:01'45.094
2	19.222	25.059	23.103	24.185	1'31.569	260,4	15:03'16.663
3	19.025	24.721	22.544	23.365	1'29.655	270,2	15:04'46.318
4	19.157	24.589	22.565	28.584	1'34.895P	266,9	15:06'21.213
5	13'43.242	29.081	22.733	23.486	14'58.542P	264,3	15:21'19.755
6	19.014	24.334	22.208	23.485	1'29.041	266,9	15:22'48.796
7	18.915	24.288	22.179	24.075	1'29.457	269,6	15:24'18.253
8	19.042	24.357	22.177	23.690	1'29.266	269,6	15:25'47.519
9	21.552	26.453	24.844	29.150	1'41.999P	208,5	15:27'29.518
10	11'13.367	27.984	25.903	27.688	12'34.942P	211,4	15:40'04.460
11	19.042	24.252	23.628	24.548	1'31.470	266,9	15:41'35.930
12	18.854	24.125	22.146	23.270	1'28.395	269,6	15:43'04.325
13	18.916	24.174	22.484	23.609	1'29.183	268,2	15:44'33.508
14	18.954	24.191	22.133	23.344	1'28.622	268,2	15:46'02.130

10° 55 A. LOCATELLI (1'28.594)								
Lap	Seg.1	Seg.2	Seg.3	Seg.4	Lap Time	km/h	Local Time	
1		25.978	22.559	26.823		261,7	15:01'49.831	
2	19.325	24.538	22.333	23.427	1'29.623	265,6	15:03'19.454	
3	19.267	25.826	22.787	23.928	1'31.808	263,0	15:04'51.262	
4	19.115	24.327	22.394	23.316	1'29.152	267,5	15:06'20.414	
5	19.257	24.812	22.610	23.154	1'29.833	268,9	15:07'50.247	
6	18.986	24.551	22.225	23.395	1'29.157	268,2	15:09'19.404	
7	19.000	24.478	22.200	23.250	1'28.928	266,2	15:10'48.332	
8	18.933	24.398	22.438	23.204	1'28.973	265,6	15:12'17.305	
9	18.883	24.441	22.340	23.137	1'28.801	265,6	15:13'46.106	
10	19.800	25.584	22.718	27.892	1'35.994P	262,3	15:15'22.100	
11	5'06.086	28.537	26.405	25.702	6'26.730P	175,9	15:21'48.830	
12	19.197	24.541	22.422	23.274	1'29.434	267,5	15:23'18.264	
13	19.017	24.418	22.341	23.315	1'29.091	267,5	15:24'47.355	
14	19.102	24.436	22.241	23.426	1'29.205	269,6	15:26'16.560	
15	19.380	25.112	22.610	23.456	1'30.558	264,9	15:27'47.118	
16	19.009	24.402	22.300	23.101	1'28.812	265,6	15:29'15.930	
17	19.233	24.528	22.329	23.268	1'29.358	266,9	15:30'45.288	
18	19.009	24.565	22.249	23.183	1'29.006	266,2	15:32'14.294	
19	19.123	24.509	22.340	23.204	1'29.176	263,6	15:33'43.470	
20	19.096	24.715	22.578	28.816	1'35.205P	264,3	15:35'18.675	
21	2'22.415	26.897	24.409	23.699	3'37.420CP	216,5	15:38'56.095	
22	19.136	24.309	22.137	23.067	1'28.649	267,5	15:40'24.744	
23	18.961	24.407	22.075	23.151	1'28.594	267,5	15:41'53.338	
24	19.112	24.292	22.364	23.125	1'28.893	266,9	15:43'22.231	
25	19.151	24.347	23.283	23.583	1'30.364	264,9	15:44'52.595	
26	19.017	24.424	22.431	24.555	1'30.427	265,6	15:46'23.022	

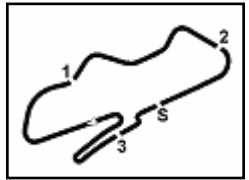
8° 44 L. MAHIAS (1'28.462)							
Lap	Seg.1	Seg.2	Seg.3	Seg.4	Lap Time	km/h	Local Time
1		25.094	22.657	24.280		256,1	15:02'16.938
2	18.883	24.350	22.338	23.585	1'29.156	259,2	15:03'46.094
3	18.949	24.502	22.334	23.486	1'29.271	259,2	15:05'15.365
4	18.978	24.645	22.383	23.358	1'29.364	254,3	15:06'44.729
5	19.194	24.554	22.489	23.431	1'29.668	252,5	15:08'14.397
6	19.093	24.579	22.409	23.427	1'29.508	256,7	15:09'43.905
7	19.320	24.920	22.398	23.566	1'30.204	257,3	15:11'14.109
8	19.148	24.962	22.546	23.603	1'30.259	255,5	15:12'44.368
9	19.209	24.892	22.687	23.605	1'30.393	257,3	15:14'14.761
10	19.317	24.614	22.423	23.388	1'29.742	253,7	15:15'44.503
11	19.240	24.732	22.759	23.472	1'30.203	250,7	15:17'14.706
12	19.199	24.752	22.664	23.520	1'30.135	249,6	15:18'44.841
13	19.128	24.622	22.620	23.353	1'29.723	250,2	15:20'14.564
14	19.232	24.848	22.379	23.522	1'29.981	254,9	15:21'44.545
15	19.127	24.793	22.527	23.369	1'29.816	254,9	15:23'14.361
16	19.193	24.891	22.564	23.962	1'30.610	256,1	15:24'44.971
17	19.347	25.036	22.422	23.656	1'30.461	257,9	15:26'15.432
18	19.288	24.681	22.478	23.496	1'29.943	256,1	15:27'45.375
19	22.608	26.420	24.745	29.325	1'43.098P	223,7	15:29'28.473
20	10'09.253	26.333	22.654	23.559	11'21.799P	249,0	15:40'50.272
21	18.909	24.532	22.160	23.295	1'28.896	263,6	15:42'19.168
22	18.982	24.669	26.552	23.926	1'34.129	212,2	15:43'53.297
23	18.748	24.267	22.141	23.306	1'28.462	261,1	15:45'21.759

11° 66 T. SYKES (1'28.669)								
Lap	Seg.1	Seg.2	Seg.3	Seg.4	Lap Time	km/h	Local Time	
1		25.802	23.041	25.207		264,3	15:02'32.512	
2	18.874	25.700	22.771	23.496	33'47.696	266,2	15:36'20.208	
3	19.149	24.668	22.415	23.515	1'29.747	267,5	15:37'49.955	
4	21.170	25.316	23.560	25.375	1'35.421	268,2	15:39'25.376	
5	18.968	24.235	22.321	23.375	1'28.899	267,5	15:40'54.275	
6	18.899	24.321	22.297	23.171	1'28.688	268,2	15:42'22.963	
7	19.041	26.546	26.248	23.978	1'35.813	165,6	15:43'58.776	

02/07/2021 P = Pits In/Out - C = Lap Time Cancelled

These data/results cannot be reproduced, stored and/or transmitted in whole or in part by any manner of electronic, mechanical, photocopying, recording, broadcasting or otherwise now known or herein after developed without the previous express consent by the copyright owner, except for reproduction in daily press and regular printed publications on sale to the public within 60 days of the event related to those data/results and always provided that copyright symbol appears together as follows below.

© DORNA WSBK ORGANIZATION Srl 2021


Prosecco DOC UK Round, 2-4 July 2021
Chronological Analysis Free Practice 2nd Session

Donington Park 4.023 m

3 / 4

12° 7 C. DAVIES (1'29.064)							
Lap	Seg.1	Seg.2	Seg.3	Seg.4	Lap Time	km/h	Local Time
1		26.277	24.084	24.642		239,1	15:02'38.540
2	19.576	25.224	22.668	23.582	1'31.050	266,2	15:04'09.590
3	19.397	25.010	22.531	23.258	1'30.196	265,6	15:05'39.786
4	19.255	24.615	22.390	23.076	1'29.336	266,9	15:07'09.122
5	19.275	25.454	23.381	24.650	1'32.760	264,9	15:08'41.882
6	19.110	24.473	22.414	23.098	1'29.095	268,2	15:10'10.977
7	19.213	26.451	24.953	31.175	1'41.792P	216,9	15:11'52.769
8	12'00.829	25.977	24.591	24.650	13'16.047P	213,9	15:25'08.816
9	19.333	24.743	23.142	23.653	1'30.871	266,2	15:26'39.687
10	19.167	24.516	22.331	23.225	1'29.239	266,9	15:28'08.926
11	19.198	24.572	22.306	23.304	1'29.380	267,5	15:29'38.306
12	22.816	27.124	23.762	28.281	1'41.983P	258,6	15:31'20.289
13	10'04.514	25.609	23.489	24.566	11'18.178P	261,7	15:42'38.467
14	19.137	24.499	22.332	23.096	1'29.064	266,2	15:44'07.531
15	19.912	24.504	27.878	24.129	1'36.423C	213,5	15:45'43.954

13° 47 A. BASSANI (1'29.359)							
Lap	Seg.1	Seg.2	Seg.3	Seg.4	Lap Time	km/h	Local Time
1		26.023	23.693	23.806		264,9	15:02'26.974
2	19.496	24.859	22.500	23.486	1'30.341	268,9	15:03'57.315
3	19.332	24.927	22.714	23.443	1'30.416	266,2	15:05'27.731
4	19.179	24.550	22.573	23.389	1'29.691	268,9	15:06'57.422
5	19.051	24.573	22.385	23.428	1'29.437	268,2	15:08'26.859
6	19.014	24.397	23.077	23.395	1'29.883	269,6	15:09'56.742
7	19.032	24.652	22.520	23.429	1'29.633	268,2	15:11'26.375
8	19.186	24.692	22.585	23.367	1'29.830	267,5	15:12'56.205
9	19.273	24.647	22.552	23.397	1'29.869	267,5	15:14'26.074
10	19.372	24.641	22.540	23.414	1'29.967	268,2	15:15'56.041
11	19.806	26.033	23.321	28.362	1'37.522P	259,2	15:17'33.563
12	9'41.075	25.448	22.721	23.679	10'52.923P	265,6	15:28'26.486
13	19.246	24.696	22.275	23.270	1'29.487	268,9	15:29'55.973
14	19.183	24.483	22.400	23.293	1'29.359	268,9	15:31'25.332
15	19.218	24.386	22.627	23.202	1'29.433	268,9	15:32'54.765
16	19.101	24.529	22.391	23.483	1'29.504	266,9	15:34'24.269
17	19.015	24.649	22.552	23.540	1'29.756	266,2	15:35'54.025
18	19.100	24.585	22.612	23.406	1'29.703	268,9	15:37'23.728
19	20.317	26.520	23.675	23.948	1'34.460	244,5	15:38'58.188
20	19.416	24.590	24.861	29.320	1'38.187CP	270,2	15:40'36.375
21	3'08.874	25.251	22.687	23.892	4'20.704P	265,6	15:44'57.079
22	19.123	24.447	22.570	23.598	1'29.738	269,6	15:46'26.817

14° 53 T. RABAT (1'29.414)							
Lap	Seg.1	Seg.2	Seg.3	Seg.4	Lap Time	km/h	Local Time
1		26.251	23.867	24.928		246,2	15:01'44.552
2	19.489	25.001	22.628	23.498	1'30.616	269,6	15:03'15.168
3	19.391	25.022	22.863	23.361	1'30.637	270,9	15:04'45.805
4	19.336	24.780	22.346	23.716	1'30.178	272,3	15:06'15.983
5	19.254	24.719	22.566	23.394	1'29.933	270,2	15:07'45.916
6	19.232	24.811	22.561	23.251	1'29.855	268,9	15:09'15.771
7	19.314	24.760	22.538	23.499	1'30.111	267,5	15:10'45.882
8	19.239	24.895	22.447	23.369	1'29.950	269,6	15:12'15.832
9	19.089	24.876	22.481	23.563	1'30.009	269,6	15:13'45.841
10	19.222	24.887	22.452	23.391	1'29.952	268,9	15:15'15.793
11	19.214	24.802	59.982	32.263	2'16.261P	170,3	15:17'32.054
12	11'00.269	25.413	22.798	23.606	12'12.086P	266,2	15:29'44.140
13	19.137	24.673	22.352	23.273	1'29.435	269,6	15:31'13.575
14	19.038	24.738	24.867	23.783	1'32.426	261,7	15:32'46.001
15	19.290	24.826	22.580	23.621	1'30.317	268,9	15:34'16.318
16	19.297	24.826	22.423	23.598	1'30.144	267,5	15:35'46.462

17	19.272	25.009	22.726	23.536	1'30.543	268,2	15:37'17.005
18	23.409	27.992	25.510	26.820	1'43.731	219,1	15:39'00.736
19	24.023	29.719	22.711	31.312	1'47.765	270,9	15:40'48.501
20	19.257	24.831	22.812	23.046	1'29.946	248,4	15:42'18.447
21	19.149	25.484	26.623	24.413	1'35.669	235,4	15:43'54.116
22	19.101	24.777	22.380	23.156	1'29.414	271,6	15:45'23.530

15° 19 A. BAUTISTA (1'29.568)							
Lap	Seg.1	Seg.2	Seg.3	Seg.4	Lap Time	km/h	Local Time
1		25.737	22.885	24.171		264,3	15:01'48.915
2	19.432	24.781	22.455	23.594	1'30.262	266,9	15:03'19.177
3	19.287	24.821	22.397	23.543	1'30.048	266,9	15:04'49.225
4	19.122	24.724	24.555	24.003	1'32.404C	268,9	15:06'21.629
5	19.124	24.705	22.326	23.413	1'29.568	268,2	15:07'51.197
6	19.124	24.768	22.235	23.444	1'29.571	269,6	15:09'20.768
7	19.113	24.686	22.312	23.468	1'29.579	270,2	15:10'50.347
8	19.150	24.727	24.865	30.464	1'39.206CP	268,2	15:12'29.553
9	8'51.607	25.187	23.521	23.757	10'04.072P	264,9	15:22'33.625
10	19.334	24.800	22.361	23.408	1'29.903	266,2	15:24'03.528
11	19.208	24.753	22.475	23.549	1'29.985	269,6	15:25'33.513
12	19.222	24.834	22.400	23.548	1'30.004	271,6	15:27'03.517
13	19.198	24.772	22.317	23.431	1'29.718	270,9	15:28'33.235
14	21.438	26.907	24.067	29.727	1'42.139P	240,1	15:30'15.374
15	7'47.531	25.515	22.646	23.732	8'59.424P	266,2	15:39'14.798
16	19.401	24.660	22.504	23.598	1'30.163	268,2	15:40'44.961
17	19.213	24.909	22.375	28.981	1'35.478	268,2	15:42'20.439
18	19.157	24.801	22.520	28.331	1'34.809	267,5	15:43'55.248
19	19.330	24.870	22.506	23.619	1'30.325	270,9	15:45'25.573

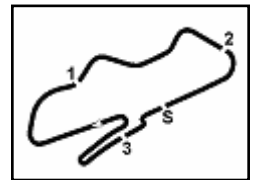
16° 32 I. VINALES (1'29.780)							
Lap	Seg.1	Seg.2	Seg.3	Seg.4	Lap Time	km/h	Local Time
1		26.594	23.315	24.567		238,0	15:01'45.757
2	19.551	25.125	22.810	28.292	1'35.778	257,3	15:03'21.535
3	19.578	25.134	22.692	23.611	1'31.015	265,6	15:04'52.550
4	19.570	25.015	22.657	23.534	1'30.776	262,3	15:06'23.326
5	19.544	25.175	22.974	27.635	1'35.328	261,1	15:07'58.654
6	19.618	25.067	22.806	27.231	1'34.722	263,0	15:09'33.376
7	19.463	24.926	24.245	26.108	1'34.742	259,8	15:11'08.118
8	19.547	25.233	22.921	28.815	1'36.516P	261,7	15:12'44.634
9	8'04.255	25.809	26.368	28.442	9'24.874P	257,9	15:22'09.508
10	19.719	25.139	23.124	24.093	1'32.075	261,1	15:23'41.583
11	19.765	25.104	22.914	24.037	1'31.820	261,1	15:25'13.403
12	19.780	25.112	24.704	30.222	1'39.818P	257,9	15:26'53.221
13	10'04.750	25.461	26.829	25.359	11'22.399P	235,4	15:38'15.620
14	19.462	24.746	22.617	23.828	1'30.653	266,2	15:39'46.273
15	19.434	24.641	22.458	23.554	1'30.087	264,9	15:41'16.360
16	19.217	24.634	22.474	23.455	1'29.780	265,6	15:42'46.140
17	20.997	25.174	23.396	26.019	1'35.586	259,2	15:44'21.726
18	19.401	24.618	22.701	23.746	1'30.466	264,3	15:45'52.192

17° 12 L. MOSSEY (1'29.975)							
Lap	Seg.1	Seg.2	Seg.3	Seg.4	Lap Time	km/h	Local Time
1		26.905	24.813	24.814		215,6	15:01'46.745
2	19.774	25.558	24.685	24.199	1'34.216	220,9	15:03'20.961
3	19.557	26.033	24.817	24.224	1'34.631	227,5	15:04'55.592
4	19.510	24.718	22.858	23.901	1'30.987	260,4	15:06'26.579
5	19.498	24.730	22.787	23.898	1'30.913	260,4	15:07'57.492
6	21.916	26.698	23.892	24.241	1'36.747	229,9	15:09'34.239
7	19.440	24.665	23.617	28.248	1'35.970	261,7	15:11'10.209
8	19.285	24.812	26.655	24.259	1'35.011	217,4	15:12'45.220
9	19.393	24.746	22.820	23.705	1'30.664	261,7	15:14'15.884
10	19.474	28.556	24.089	30.150	1'42.269P	249,0	15:15'58.153
11	10'47.647	27.667	23.678	25.053	12'04.045P	249,6	15:28'02.198

02/07/2021 P = Pits In/Out - C = Lap Time Cancelled

These data/results cannot be reproduced, stored and/or transmitted in whole or in part by any manner of electronic, mechanical, photocopying, recording, broadcasting or otherwise now known or herein after developed without the previous express consent by the copyright owner, except for reproduction in daily press and regular printed publications on sale to the public within 60 days of the event related to those data/results and always provided that copyright symbol appears together as follows below.

© DORNA WSBK ORGANIZATION Srl 2021



Prosecco DOC UK Round, 2-4 July 2021 Chronological Analysis Free Practice 2nd Session

Donington Park 4.023 m

4 / 4

12	19.679	28.387	25.892	23.953	1'37.911	216,5	15:29'40.109	3	19.497	25.152	22.824	23.735	1'31.208	261,1	15:04'48.343
13	19.483	24.773	22.701	23.866	1'30.823	259,2	15:31'10.932	4	19.611	24.818	23.025	23.967	1'31.421	261,1	15:06'19.764
14	19.389	30.307	23.121	23.768	1'36.585	258,6	15:32'47.517	5	19.659	24.958	22.787	23.895	1'31.299	260,4	15:07'51.063
15	19.371	24.774	23.134	31.156	1'38.435P	261,7	15:34'25.952	6	19.447	24.836	22.515	23.697	1'30.495	262,3	15:09'21.558
16	3'19.104	26.098	23.819	24.479	4'33.500P	236,4	15:38'59.452	7	19.359	25.067	22.720	24.601	1'31.747	257,9	15:10'53.305
17	19.373	24.780	22.765	26.724	1'33.642	258,6	15:40'33.094	8	19.490	24.893	22.709	23.714	1'30.806	261,7	15:12'24.111
18	19.275	24.607	22.668	23.680	1'30.230	258,6	15:42'03.324	9	19.482	26.607	23.840	29.205	1'39.134P	245,6	15:14'03.245
19	20.640	29.941	25.964	24.324	1'40.869	219,6	15:43'44.193	10	9'22.297	27.207	23.813	25.934	10'39.251P	249,0	15:24'42.496
20	19.222	24.495	22.723	23.535	1'29.975	259,8	15:45'14.168	11	19.613	27.452	22.793	24.034	1'33.892	263,6	15:26'16.388

18° 50 E. LAVERTY (1'30.088)

Lap	Seg.1	Seg.2	Seg.3	Seg.4	Lap Time	km/h	Local Time
1		27.375	23.671	28.489		251,3	15:01'46.216
2	2'45.848	27.707	24.151	24.695	4'02.401P	249,6	15:05'48.617
3	19.967	25.584	22.856	23.916	1'32.323	264,9	15:07'20.940
4	19.779	25.477	22.742	23.988	1'31.986	267,5	15:08'52.926
5	19.780	25.272	22.852	28.090	1'35.994P	264,3	15:10'28.920
6	3'22.750	26.377	24.129	24.209	4'37.465P	232,9	15:15'06.385
7	19.758	25.337	22.793	23.605	1'31.493	263,6	15:16'37.878
8	19.402	24.982	22.578	23.766	1'30.728	263,0	15:18'08.606
9	19.331	24.930	22.819	23.659	1'30.739	263,0	15:19'39.345
10	21.540	26.251	23.654	28.385	1'39.830P	250,2	15:21'19.175
11	3'14.419	26.873	24.093	23.792	4'29.177P	235,9	15:25'48.352
12	19.507	25.079	22.654	23.645	1'30.885	264,3	15:27'19.237
13	19.394	25.034	22.696	23.593	1'30.717	265,6	15:28'49.954
14	19.375	25.067	22.770	28.682	1'35.894P	263,0	15:30'25.848
15	5'01.927	27.513	23.803	24.880	6'18.123P	245,0	15:36'43.971
16	19.586	24.928	22.635	23.473	1'30.622	264,9	15:38'14.593
17	19.332	24.814	22.551	23.495	1'30.192	266,2	15:39'44.785
18	19.377	24.950	22.718	23.542	1'30.587	263,6	15:41'15.372
19	19.223	24.801	22.614	23.450	1'30.088	264,9	15:42'45.460
20	26.245	27.848	24.773	29.511	1'48.377	227,9	15:44'33.837
21	19.321	24.817	22.760	23.608	1'30.506	266,2	15:46'04.343

21° 84 L. CRESSON (1'31.403)

Lap	Seg.1	Seg.2	Seg.3	Seg.4	Lap Time	km/h	Local Time
1		25.883	23.199	24.422		250,2	15:01'39.402
2	20.006	25.440	22.963	24.036	1'32.445	254,9	15:03'11.847
3	20.084	25.376	22.916	23.989	1'32.365	256,7	15:04'44.212
4	19.775	25.224	22.734	23.925	1'31.658	257,9	15:06'15.870
5	19.868	25.195	22.938	23.895	1'31.896	258,6	15:07'47.766
6	19.708	25.171	22.796	23.813	1'31.488	256,1	15:09'19.254
7	19.581	25.132	22.846	24.141	1'31.700	257,3	15:10'50.954
8	19.736	25.227	22.957	23.915	1'31.835	257,3	15:12'22.789
9	21.896	26.547	28.247	29.536	1'46.226CP	254,3	15:14'09.015
10	10'51.656	33.833	23.336	26.765	12'15.590P	253,7	15:26'24.605
11	19.969	25.512	24.354	27.332	1'37.167	245,0	15:28'01.772
12	19.928	25.482	22.976	23.894	1'32.280	254,9	15:29'34.052
13	21.208	26.322	26.332	30.113	1'43.975C	222,3	15:31'18.027
14	20.409	25.709	23.973	28.735	1'38.826P	256,7	15:32'56.853
15	6'25.959	25.645	23.095	25.247	7'39.946P	256,7	15:40'36.799
16	19.663	26.769	23.774	29.327	1'39.533	249,6	15:42'16.332
17	19.612	25.101	22.887	23.803	1'31.403	257,9	15:43'47.735
18	19.642	25.409	23.117	23.953	1'32.121	257,3	15:45'19.856

19° 94 J. FOLGER (1'30.218)

Lap	Seg.1	Seg.2	Seg.3	Seg.4	Lap Time	km/h	Local Time
1		26.655	23.919	23.828		258,6	15:01'43.301
2	19.286	25.248	22.858	32.329	1'39.721	261,1	15:03'23.022
3	19.521	25.339	45.996	33.516	2'04.372P	195,7	15:05'27.394
4	3'36.254	25.937	23.096	23.451	4'48.738P	258,6	15:10'16.132
5	19.448	25.106	22.825	23.402	1'30.781	261,1	15:11'46.913
6	19.569	27.222	23.320	23.514	1'33.625	259,2	15:13'20.538
7	19.531	25.094	22.799	23.675	1'31.099	260,4	15:14'51.637
8	19.555	25.208	22.903	23.488	1'31.154	259,8	15:16'22.791
9	19.683	25.399	22.842	23.755	1'31.679	259,2	15:17'54.470
10	19.422	25.155	22.806	23.406	1'30.789	258,6	15:19'25.259
11	19.437	26.005	23.368	23.635	1'32.445	259,2	15:20'57.704
12	20.917	26.276	23.057	27.632	1'37.882P	256,7	15:22'35.586
13	7'44.743	28.374	26.990	23.742	9'03.849P	192,2	15:31'39.435
14	19.376	25.053	22.599	23.604	1'30.632	261,7	15:33'10.067
15	19.395	24.891	22.659	23.328	1'30.273	263,0	15:34'40.340
16	19.223	24.984	22.846	23.662	1'30.715	263,0	15:36'11.055
17	22.234	31.040	23.206	23.361	1'39.841	263,0	15:37'50.896
18	19.702	25.204	22.851	29.654	1'37.411	259,8	15:39'28.307
19	19.423	24.942	22.849	27.527	1'34.741	262,3	15:41'03.048
20	19.450	25.124	22.935	36.387	1'43.896	261,7	15:42'46.944
21	19.834	25.075	22.966	25.627	1'33.502	261,7	15:44'20.446
22	19.282	24.802	22.856	23.278	1'30.218	262,3	15:45'50.664

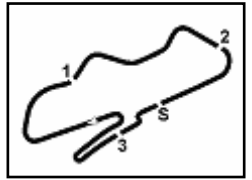
20° 23 C. PONSSON (1'30.253)

Lap	Seg.1	Seg.2	Seg.3	Seg.4	Lap Time	km/h	Local Time
1		26.680	23.227	24.773		261,1	15:01'45.380
2	19.553	25.284	22.629	24.289	1'31.755	264,9	15:03'17.135

02/07/2021 P = Pits In/Out - C = Lap Time Cancelled

These data/results cannot be reproduced, stored and/or transmitted in whole or in part by any manner of electronic, mechanical, photocopying, recording, broadcasting or otherwise now known or herein after developed without the previous express consent by the copyright owner, except for reproduction in daily press and regular printed publications on sale to the public within 60 days of the event related to those data/results and always provided that copyright symbol appears together as follows below.

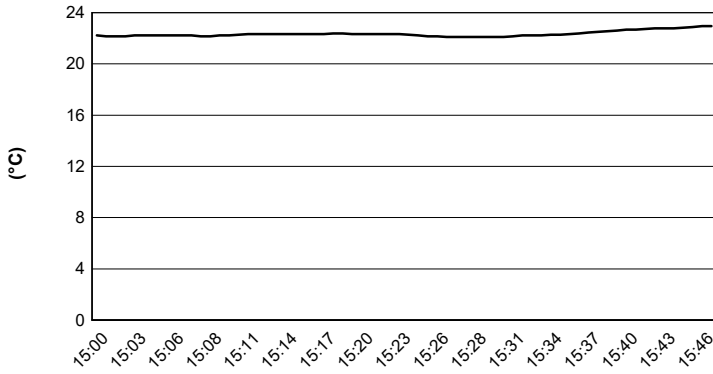
© DORNA WSBK ORGANIZATION Srl 2021



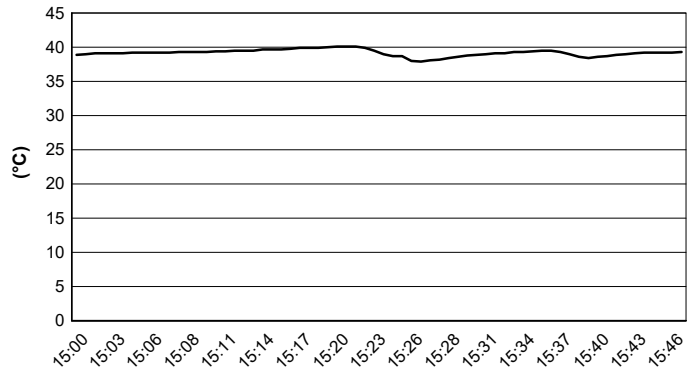
Donington Park 4.023 m

Prosecco DOC UK Round, 2-4 July 2021
Weather Report Free Practice 2nd Session
Session started 15:00 - Session ended 15:47

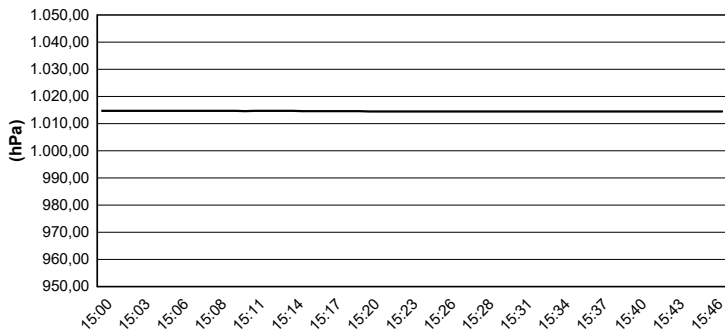
Air Temperature



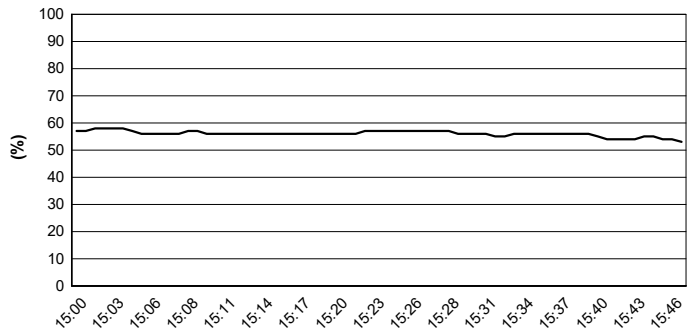
Track Temperature



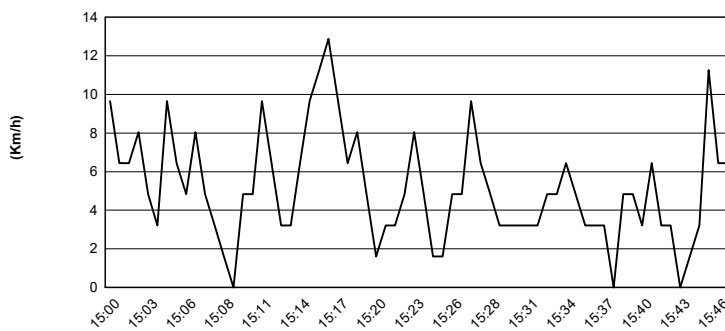
Air Pressure



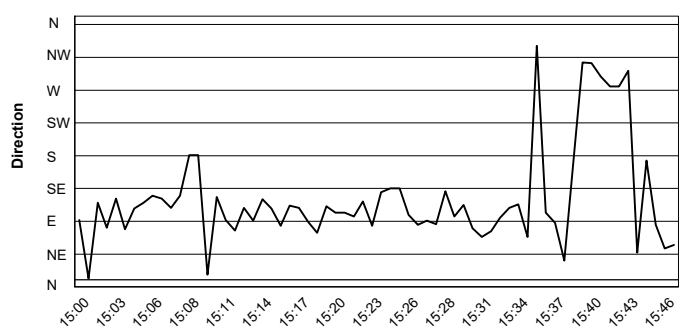
Humidity



Wind Speed



Wind Direction

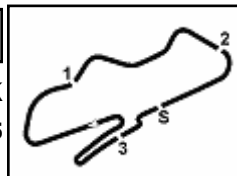


02/07/2021

These data/results cannot be reproduced, stored and/or transmitted in whole or in part by any manner of electronic, mechanical, photocopying, recording, broadcasting or otherwise now known or herein after developed without the previous express consent by the copyright owner, except for reproduction in daily press and regular printed publications on sale to the public within 60 days of the event related to those data/results and always provided that copyright symbol appears together as follows below.

© DORNA WSBK ORGANIZATION Srl 2021





Prosecco DOC UK Round, 2-4 July 2021 Best Laps & Speeds

Donington Park 4.023 m

No.	Rider Bike	Nat	Best Lap		FP1		FP2												
			LL	SPD	LL	SPD	LL	SPD											
1	31 G. GERLOFF Yamaha YZF R1	USA	1'27.524	40 268,2	1'28.681	20 268,2	1'27.524	20 267,5											
2	1 J. REA Kawasaki ZX-10RR	GBR	1'27.841	37 271,5	1'27.841	17 271,5	1'27.853	20 270,2											
3	54 T. RAZGATLIOGLU Yamaha YZF R1	TUR	1'28.048	35 268,8	1'28.105	14 268,2	1'28.048	21 268,8											
4	22 A. LOWES Kawasaki ZX-10RR	GBR	1'28.131	40 270,9	1'29.028	18 269,5	1'28.131	22 270,9											
5	45 S. REDDING Ducati Panigale V4 R	GBR	1'28.150	43 270,9	1'28.814	24 270,2	1'28.150	19 270,9											
6	66 T. SYKES BMW M 1000 RR	GBR	1'28.202	24 270,2	1'28.202	17 270,2	1'28.669	7 268,2											
7	21 M. RINALDI Ducati Panigale V4 R	ITA	1'28.324	42 273,6	1'28.560	21 272,9	1'28.324	21 273,6											
8	91 L. HASLAM Honda CBR1000 RR-R	GBR	1'28.395	27 270,2	1'28.843	14 270,2	1'28.395	13 270,2											
9	44 L. MAHIAS Kawasaki ZX-10RR	FRA	1'28.462	36 263,6	1'29.505	14 261,0	1'28.462	22 263,6											
10	60 M. VAN DER MARK BMW M 1000 RR	NED	1'28.549	40 270,2	1'29.104	20 267,5	1'28.549	20 270,2											
11	55 A. LOCATELLI Yamaha YZF R1	ITA	1'28.594	47 269,5	1'29.746	22 267,5	1'28.594	25 269,5											
12	7 C. DAVIES Ducati Panigale V4 R	GBR	1'29.064	29 268,8	1'29.172	15 268,8	1'29.064	14 268,2											
13	47 A. BASSANI Ducati Panigale V4 R	ITA	1'29.359	39 272,9	1'29.607	18 272,9	1'29.359	21 270,2											
14	53 T. RABAT Ducati Panigale V4 R	ESP	1'29.414	44 272,2	1'30.157	23 272,2	1'29.414	21 272,2											
15	19 A. BAUTISTA Honda CBR1000 RR-R	ESP	1'29.568	36 271,5	1'29.932	18 271,5	1'29.568	18 271,5											
16	32 I. VINALES Kawasaki ZX-10RR	ESP	1'29.780	37 266,2	1'31.880	20 266,2	1'29.780	17 266,2											
17	12 L. MOSSEY Kawasaki ZX-10RR	GBR	1'29.975	37 262,3	1'30.953	18 262,3	1'29.975	19 261,7											
18	94 J. FOLGER BMW M 1000 RR	GER	1'30.077	40 265,5	1'30.077	19 265,5	1'30.218	21 262,9											
19	50 E. LAVERTY BMW M 1000 RR	IRL	1'30.088	20 267,5			1'30.088	20 267,5											
20	23 C. PONSSON Yamaha YZF R1	FRA	1'30.253	40 264,9	1'31.579	20 263,6	1'30.253	20 264,9											
21	84 L. CRESSON Kawasaki ZX-10RR	BEL	1'31.403	38 261,0	1'32.033	21 261,0	1'31.403	17 258,5											
22	3 K. NOZANE Yamaha YZF R1	JPN	1'35.209	4 256,1	1'35.209	4 256,1													

02/07/2021

These data/results cannot be reproduced, stored and/or transmitted in whole or in part by any manner of electronic, mechanical, photocopying, recording, broadcasting or otherwise now known or herein after developed without the previous express consent by the copyright owner, except for reproduction in daily press and regular printed publications on sale to the public within 60 days of the event related to those data/results and always provided that copyright symbol appears together as follows below.

© DORNA WSBK ORGANIZATION Srl 2021

PIRELLI PERUGIA TIMING



Official Tyre Supplier



Official Timekeeper