

Donington Park 4.023 m

1 / 2

Prosecco DOC UK Round, 2-4 July 2021 Results Free Practice 3rd Session

No.	Rider	Nat	Team	Bike	Class	Time	Gap	Rel.	Laps	Speed	
										Avg	Max
1	1 J. REA	GBR	Kawasaki Racing Team WorldSBK	Kawasaki ZX-10RR		1'41.433			9	142,782	258,6
2	22 A. LOWES	GBR	Kawasaki Racing Team WorldSBK	Kawasaki ZX-10RR		1'42.614	1.181	1.181	11	141,139	257,3
3	91 L. HASLAM	GBR	Team HRC	Honda CBR1000 RR-R		1'42.721	1.288	0.107	12	140,992	256,1
4	66 T. SYKES	GBR	BMW Motorrad WorldSBK Team	BMW M 1000 RR		1'43.335	1.902	0.614	12	140,154	256,1
5	31 G. GERLOFF	USA	GRT Yamaha WorldSBK Team	Yamaha YZF R1	IND	1'43.971	2.538	0.636	9	139,297	253,1
6	47 A. BASSANI	ITA	Motocorsa Racing	Ducati Panigale V4 R	IND	1'44.584	3.151	0.613	12	138,480	248,4
7	7 C. DAVIES	GBR	Team GoEleven	Ducati Panigale V4 R	IND	1'45.223	3.790	0.639	5	137,639	248,4
8	54 T. RAZGATLIOGLU	TUR	Pata Yamaha with BRIXX WorldSBK	Yamaha YZF R1		1'45.274	3.841	0.051	11	137,572	249,0
9	19 A. BAUTISTA	ESP	Team HRC	Honda CBR1000 RR-R		1'45.336	3.903	0.062	13	137,491	249,0
10	55 A. LOCATELLI	ITA	Pata Yamaha with BRIXX WorldSBK	Yamaha YZF R1		1'45.373	3.940	0.037	13	137,443	253,1
11	60 M. VAN DER MARK	NED	BMW Motorrad WorldSBK Team	BMW M 1000 RR		1'45.973	4.540	0.600	12	136,665	249,0
12	45 S. REDDING	GBR	Aruba.it Racing - Ducati	Ducati Panigale V4 R		1'47.003	5.570	1.030	7	135,349	249,0
13	44 L. MAHIAS	FRA	Kawasaki Puccetti Racing	Kawasaki ZX-10RR	IND	1'47.324	5.891	0.321	10	134,945	243,9
14	32 I. VINALES	ESP	Orelac Racing VerdNatura	Kawasaki ZX-10RR	IND	1'47.579	6.146	0.255	12	134,625	242,8
15	12 L. MOSSEY	GBR	OUTDO TPR Team Pedercini Racing	Kawasaki ZX-10RR	IND	1'47.762	6.329	0.183	9	134,396	229,9
16	21 M. RINALDI	ITA	Aruba.it Racing - Ducati	Ducati Panigale V4 R		1'48.238	6.805	0.476	13	133,805	243,4
17	50 E. LAVERTY	IRL	RC Squadra Corse	BMW M 1000 RR	IND	1'48.314	6.881	0.076	14	133,711	240,1
----- Out 107% in this Session -----											
18	53 T. RABAT	ESP	Barni Racing Team	Ducati Panigale V4 R	IND	1'49.002	7.569	0.688	12	132,867	245,6
19	94 J. FOLGER	GER	Bonovo MGM Racing	BMW M 1000 RR	IND	1'49.059	7.626	0.057	9	132,798	240,7
20	23 C. PONSSON	FRA	Alstare Yamaha	Yamaha YZF R1	IND	1'49.965	8.532	0.906	13	131,704	244,5
21	84 L. CRESSON	BEL	OUTDO TPR Team Pedercini Racing	Kawasaki ZX-10RR	IND	1'51.191	9.758	1.226	12	130,252	240,1
22	3 K. NOZANE	JPN	GRT Yamaha WorldSBK Team	Yamaha YZF R1	IND				0		

Qualifying Lap Time (107% of 1'41.433): 1'48.534

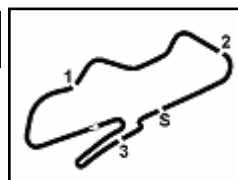
AIR	Humidity:	91%	Temp:	16°C
TRACK	Condition:	Wet	Temp:	17°C

Records	Pole	(SP2)	2017 T.Sykes	1'26.641	167,160	Km/h
	Race	(SPRC)	2019 J.Rea	1'27.166	166,150	Km/h
	All Times	(SP2)	2017 T.Sykes	1'26.641	167,160	Km/h

Start 03/07/2021 09:00 End 09:32 The results are provisional until the end of the time limit for protests and appeals and the completion of the technical checks.

These data/results cannot be reproduced, stored and/or transmitted in whole or in part by any manner of electronic, mechanical, photocopying, recording, broadcasting or otherwise now known or herein after developed without the previous express consent by the copyright owner, except for reproduction in daily press and regular printed publications on sale to the public within 60 days of the event related to those data/results and always provided that copyright symbol appears together as follows below.

© DORNA WSBK ORGANIZATION Srl 2021


Prosecco DOC UK Round, 2-4 July 2021
Results Free Practice 3rd Session
Session Highlights

Local Time	No. Rider	Description
09.00.00		Start
09.00.02		WorldSBK Pit Intervention Time: 48secs
09.03.51	50 E. LAVERTY	Current Lap Cancelled - Exceeded Track Limits - Turn 10
09.07.18	31 G. GERLOFF	On the Gravel - Re-Joined - Turn 2
09.12.30	94 J. FOLGER	Crashed - Turn 8
09.13.24	94 J. FOLGER	Re-joined
09.25.39	45 S. REDDING	Crashed - Turn 11
09.32.35		End Of Session

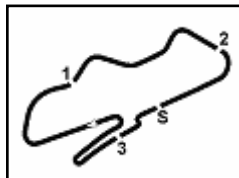
Fastest Laps Sequence

No.	Rider	Nat	Team	Bike	Local Time	Time	Gap	Avg
1	J. REA	GBR	Kawasaki Racing Team WorldSBK	Kawasaki ZX-10RR	09:03'36.268	1'44.668		138,369
1	J. REA	GBR	Kawasaki Racing Team WorldSBK	Kawasaki ZX-10RR	09:05'19.530	1'43.262	-1.406	140,253
1	J. REA	GBR	Kawasaki Racing Team WorldSBK	Kawasaki ZX-10RR	09:08'46.746	1'43.234	-0.028	140,291
1	J. REA	GBR	Kawasaki Racing Team WorldSBK	Kawasaki ZX-10RR	09:10'28.726	1'41.980	-1.254	142,016
1	J. REA	GBR	Kawasaki Racing Team WorldSBK	Kawasaki ZX-10RR	09:13'52.165	1'41.433	-0.547	142,782

03/07/2021 Start End The results are provisional until the end of the time limit for protests and appeals
 09:00 09:32 and the completion of the technical checks.

These data/results cannot be reproduced, stored and/or transmitted in whole or in part by any manner of electronic, mechanical, photocopying, recording, broadcasting or otherwise now known or herein after developed without the previous express consent by the copyright owner, except for reproduction in daily press and regular printed publications on sale to the public within 60 days of the event related to those data/results and always provided that copyright symbol appears together as follows below.

© DORNA WSBK ORGANIZATION Srl 2021



Donington Park 4.023 m

Prosecco DOC UK Round, 2-4 July 2021

Free Practices Combined Results

No.	Rider	Nat	Team	Bike	Class	FP1	FP2	FP3	Time	Gap	Rel.	Avg	LL
1	31 G. GERLOFF	USA	GRT Yamaha WorldSBK Team	Yamaha YZF R1	IND	1'28.681	1'27.524	1'43.971	1'27.524			165,472	49
2	1 J. REA	GBR	Kawasaki Racing Team WorldSBK	Kawasaki ZX-10RR		1'27.841	1'27.853	1'41.433	1'27.841	0.317	0.317	164,875	46
3	54 T. RAZGATLIOGLU	TUR	Pata Yamaha with BRIXX WorldSBK	Yamaha YZF R1		1'28.105	1'28.048	1'45.274	1'28.048	0.524	0.207	164,488	46
4	22 A. LOWES	GBR	Kawasaki Racing Team WorldSBK	Kawasaki ZX-10RR		1'29.028	1'28.131	1'42.614	1'28.131	0.607	0.083	164,333	51
5	45 S. REDDING	GBR	Aruba.it Racing - Ducati	Ducati Panigale V4 R		1'28.814	1'28.150	1'47.003	1'28.150	0.626	0.019	164,297	50
6	66 T. SYKES	GBR	BMW Motorrad WorldSBK Team	BMW M 1000 RR		1'28.202	1'28.669	1'43.335	1'28.202	0.678	0.052	164,200	36
7	21 M. RINALDI	ITA	Aruba.it Racing - Ducati	Ducati Panigale V4 R		1'28.560	1'28.324	1'48.238	1'28.324	0.800	0.122	163,974	55
8	91 L. HASLAM	GBR	Team HRC	Honda CBR1000 RR-R		1'28.843	1'28.395	1'42.721	1'28.395	0.871	0.071	163,842	39
9	44 L. MAHIAS	FRA	Kawasaki Puccetti Racing	Kawasaki ZX-10RR	IND	1'29.505	1'28.462	1'47.324	1'28.462	0.938	0.067	163,718	46
10	60 M. VAN DER MARK	NED	BMW Motorrad WorldSBK Team	BMW M 1000 RR		1'29.104	1'28.549	1'45.973	1'28.549	1.025	0.087	163,557	52
11	55 A. LOCATELLI	ITA	Pata Yamaha with BRIXX WorldSBK	Yamaha YZF R1		1'29.746	1'28.594	1'45.373	1'28.594	1.070	0.045	163,474	60
12	7 C. DAVIES	GBR	Team GoEleven	Ducati Panigale V4 R	IND	1'29.172	1'29.064	1'45.223	1'29.064	1.540	0.470	162,611	34
13	47 A. BASSANI	ITA	Motocorsa Racing	Ducati Panigale V4 R	IND	1'29.607	1'29.359	1'44.584	1'29.359	1.835	0.295	162,074	51
14	53 T. RABAT	ESP	Barni Racing Team	Ducati Panigale V4 R	IND	1'30.157	1'29.414	1'49.002	1'29.414	1.890	0.055	161,975	56
15	19 A. BAUTISTA	ESP	Team HRC	Honda CBR1000 RR-R		1'29.932	1'29.568	1'45.336	1'29.568	2.044	0.154	161,696	49
16	32 I. VINALES	ESP	Orelac Racing VerdNatura	Kawasaki ZX-10RR	IND	1'31.880	1'29.780	1'47.579	1'29.780	2.256	0.212	161,314	49
17	12 L. MOSSEY	GBR	OUTDO TPR Team Pedercini Racing	Kawasaki ZX-10RR	IND	1'30.953	1'29.975	1'47.762	1'29.975	2.451	0.195	160,965	46
18	94 J. FOLGER	GER	Bonovo MGM Racing	BMW M 1000 RR	IND	1'30.077	1'30.218	1'49.059	1'30.077	2.553	0.102	160,782	49
19	50 E. LAVERTY	IRL	RC Squadra Corse	BMW M 1000 RR	IND		1'30.088	1'48.314	1'30.088	2.564	0.011	160,763	35
20	23 C. PONSSON	FRA	Alstare Yamaha	Yamaha YZF R1	IND	1'31.579	1'30.253	1'49.965	1'30.253	2.729	0.165	160,469	53
21	84 L. CRESSON	BEL	OUTDO TPR Team Pedercini Racing	Kawasaki ZX-10RR	IND	1'32.033	1'31.403	1'51.191	1'31.403	3.879	1.150	158,450	50
22	3 K. NOZANE	JPN	GRT Yamaha WorldSBK Team	Yamaha YZF R1	IND	1'35.209			1'35.209	7.685	3.806	152,116	4

03/07/2021

These data/results cannot be reproduced, stored and/or transmitted in whole or in part by any manner of electronic, mechanical, photocopying, recording, broadcasting or otherwise now known or herein after developed without the previous express consent by the copyright owner, except for reproduction in daily press and regular printed publications on sale to the public within 60 days of the event related to those data/results and always provided that copyright symbol appears together as follows below.

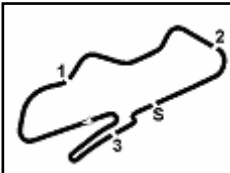
© DORNA WSBK ORGANIZATION Srl 2021

PIRELLI PERUGIA TIMING


Official Tyre Supplier



Official Timekeeper



Prosecco DOC UK Round, 2-4 July 2021 Best Sectors & Speed Free Practice 3rd Session

BEST LAP			
1	1 J. REA	Kawasaki ZX-10RR	1'41.433
2	22 A. LOWES	Kawasaki ZX-10RR	1'42.614
3	91 L. HASLAM	Honda CBR1000 RR-R	1'42.721
4	66 T. SYKES	BMW M 1000 RR	1'43.335
5	31 G. GERLOFF	Yamaha YZF R1	1'43.971
6	47 A. BASSANI	Ducati Panigale V4 R	1'44.584
7	7 C. DAVIES	Ducati Panigale V4 R	1'45.223
8	54 T. RAZGATLIOGLU	Yamaha YZF R1	1'45.274
9	19 A. BAUTISTA	Honda CBR1000 RR-R	1'45.336
10	55 A. LOCATELLI	Yamaha YZF R1	1'45.373
11	60 M. VAN DER MARK	BMW M 1000 RR	1'45.973
12	45 S. REDDING	Ducati Panigale V4 R	1'47.003
13	44 L. MAHIAS	Kawasaki ZX-10RR	1'47.324
14	32 I. VINALES	Kawasaki ZX-10RR	1'47.579
15	12 L. MOSSEY	Kawasaki ZX-10RR	1'47.762
16	21 M. RINALDI	Ducati Panigale V4 R	1'48.238
17	50 E. LAVERTY	BMW M 1000 RR	1'48.314
18	53 T. RABAT	Ducati Panigale V4 R	1'49.002
19	94 J. FOLGER	BMW M 1000 RR	1'49.059
20	23 C. PONSSON	Yamaha YZF R1	1'49.965
21	84 L. CRESSON	Kawasaki ZX-10RR	1'51.191
22	3 K. NOZANE	Yamaha YZF R1	

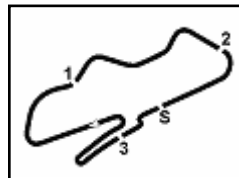
SPEED			
1	1 J. REA	Kawasaki ZX-10RR	258,6
2	22 A. LOWES	Kawasaki ZX-10RR	257,3
3	66 T. SYKES	BMW M 1000 RR	256,1
4	91 L. HASLAM	Honda CBR1000 RR-R	256,1
5	55 A. LOCATELLI	Yamaha YZF R1	253,1
6	31 G. GERLOFF	Yamaha YZF R1	253,1
7	19 A. BAUTISTA	Honda CBR1000 RR-R	249,0
8	60 M. VAN DER MARK	BMW M 1000 RR	249,0
9	45 S. REDDING	Ducati Panigale V4 R	249,0
10	54 T. RAZGATLIOGLU	Yamaha YZF R1	249,0
11	47 A. BASSANI	Ducati Panigale V4 R	248,4
12	7 C. DAVIES	Ducati Panigale V4 R	248,4
13	53 T. RABAT	Ducati Panigale V4 R	245,6
14	23 C. PONSSON	Yamaha YZF R1	244,5
15	44 L. MAHIAS	Kawasaki ZX-10RR	243,9
16	21 M. RINALDI	Ducati Panigale V4 R	243,4
17	32 I. VINALES	Kawasaki ZX-10RR	242,8
18	94 J. FOLGER	BMW M 1000 RR	240,7
19	50 E. LAVERTY	BMW M 1000 RR	240,1
20	84 L. CRESSON	Kawasaki ZX-10RR	240,1
21	12 L. MOSSEY	Kawasaki ZX-10RR	229,9

SEG. 1			SEG. 2			SEG. 3			SEG. 4		
1	1 J. REA	21.515	1	1 J. REA	28.819	1	1 J. REA	25.375	1	1 J. REA	25.608
2	22 A. LOWES	21.761	2	91 L. HASLAM	28.933	2	66 T. SYKES	25.683	2	22 A. LOWES	25.796
3	91 L. HASLAM	21.789	3	22 A. LOWES	29.341	3	22 A. LOWES	25.697	3	66 T. SYKES	26.035
4	66 T. SYKES	21.977	4	31 G. GERLOFF	29.383	4	91 L. HASLAM	25.799	4	91 L. HASLAM	26.099
5	47 A. BASSANI	22.034	5	47 A. BASSANI	29.394	5	31 G. GERLOFF	25.841	5	31 G. GERLOFF	26.231
6	31 G. GERLOFF	22.359	6	66 T. SYKES	29.616	6	54 T. RAZGATLIOGLU	26.048	6	54 T. RAZGATLIOGLU	26.341
7	55 A. LOCATELLI	22.380	7	19 A. BAUTISTA	29.697	7	19 A. BAUTISTA	26.062	7	55 A. LOCATELLI	26.346
8	60 M. VAN DER MARK	22.454	8	7 C. DAVIES	29.750	8	47 A. BASSANI	26.183	8	7 C. DAVIES	26.501
9	45 S. REDDING	22.536	9	55 A. LOCATELLI	29.761	9	55 A. LOCATELLI	26.303	9	47 A. BASSANI	26.620
10	7 C. DAVIES	22.618	10	54 T. RAZGATLIOGLU	29.825	10	7 C. DAVIES	26.354	10	60 M. VAN DER MARK	26.621
11	54 T. RAZGATLIOGLU	22.733	11	60 M. VAN DER MARK	29.870	11	45 S. REDDING	26.576	11	19 A. BAUTISTA	26.775
12	19 A. BAUTISTA	22.772	12	32 I. VINALES	30.091	12	60 M. VAN DER MARK	26.633	12	44 L. MAHIAS	26.944
13	32 I. VINALES	22.846	13	44 L. MAHIAS	30.092	13	44 L. MAHIAS	26.738	13	45 S. REDDING	26.980
14	12 L. MOSSEY	22.927	14	12 L. MOSSEY	30.175	14	12 L. MOSSEY	26.872	14	21 M. RINALDI	27.268
15	21 M. RINALDI	23.024	15	45 S. REDDING	30.288	15	50 E. LAVERTY	26.875	15	32 I. VINALES	27.282
16	94 J. FOLGER	23.042	16	50 E. LAVERTY	30.687	16	21 M. RINALDI	27.021	16	53 T. RABAT	27.405
17	53 T. RABAT	23.126	17	53 T. RABAT	30.795	17	32 I. VINALES	27.198	17	50 E. LAVERTY	27.456
18	50 E. LAVERTY	23.173	18	94 J. FOLGER	30.832	18	53 T. RABAT	27.359	18	94 J. FOLGER	27.483
19	44 L. MAHIAS	23.244	19	23 C. PONSSON	30.835	19	94 J. FOLGER	27.376	19	12 L. MOSSEY	27.788
20	23 C. PONSSON	23.576	20	21 M. RINALDI	30.876	20	23 C. PONSSON	27.378	20	23 C. PONSSON	27.795
21	84 L. CRESSON	23.688	21	84 L. CRESSON	31.257	21	84 L. CRESSON	27.825	21	84 L. CRESSON	28.299

03/07/2021

These data/results cannot be reproduced, stored and/or transmitted in whole or in part by any manner of electronic, mechanical, photocopying, recording, broadcasting or otherwise now known or herein after developed without the previous express consent by the copyright owner, except for reproduction in daily press and regular printed publications on sale to the public within 60 days of the event related to those data/results and always provided that copyright symbol appears together as follows below.

© DORNA WSBK ORGANIZATION Srl 2021



Prosecco DOC UK Round, 2-4 July 2021

Ideal Times Free Practice 3rd Session

Donington Park 4.023 m

No.	Rider	Nat	Bike	Seg. 1	Seg. 2	Seg. 3	Seg. 4	Ideal Time		
				Diff. 1	Diff. 2	Diff. 3	Diff. 4	Best Lap	Pos.	Diff.
1	1 J. REA	GBR	Kawasaki ZX-10RR	21.515 +0.072	28.819 +0.044	25.375	25.608	1'41.317 1'41.433	1	0.116
2	22 A. LOWES	GBR	Kawasaki ZX-10RR	21.761	29.341	25.697	25.796 +0.019	1'42.595 1'42.614	2	0.019
3	91 L. HASLAM	GBR	Honda CBR1000 RR-R	21.789 +0.080	28.933 +0.021	25.799	26.099	1'42.620 1'42.721	3	0.101
4	66 T. SYKES	GBR	BMW M 1000 RR	21.977	29.616 +0.024	25.683	26.035	1'43.311 1'43.335	4	0.024
5	31 G. GERLOFF	USA	Yamaha YZF R1	22.359	29.383 +0.035	25.841	26.231 +0.122	1'43.814 1'43.971	5	0.157
6	47 A. BASSANI	ITA	Ducati Panigale V4 R	22.034	29.394 +0.048	26.183 +0.177	26.620 +0.128	1'44.231 1'44.584	6	0.353
7	55 A. LOCATELLI	ITA	Yamaha YZF R1	22.380	29.761 +0.133	26.303 +0.074	26.346 +0.376	1'44.790 1'45.373	10	0.583
8	54 T. RAZGATLIOGLU	TUR	Yamaha YZF R1	22.733	29.825	26.048 +0.327	26.341	1'44.947 1'45.274	8	0.327
9	7 C. DAVIES	GBR	Ducati Panigale V4 R	22.618	29.750	26.354	26.501	1'45.223 1'45.223	7	
10	19 A. BAUTISTA	ESP	Honda CBR1000 RR-R	22.772	29.697	26.062	26.775 +0.030	1'45.306 1'45.336	9	0.030
11	60 M. VAN DER MARK	NED	BMW M 1000 RR	22.454 +0.228	29.870	26.633	26.621 +0.167	1'45.578 1'45.973	11	0.395
12	45 S. REDDING	GBR	Ducati Panigale V4 R	22.536 +0.282	30.288	26.576 +0.341	26.980	1'46.380 1'47.003	12	0.623
13	44 L. MAHIAS	FRA	Kawasaki ZX-10RR	23.244 +0.242	30.092	26.738	26.944 +0.064	1'47.018 1'47.324	13	0.306
14	32 I. VINALES	ESP	Kawasaki ZX-10RR	22.846 +0.054	30.091 +0.090	27.198	27.282 +0.018	1'47.417 1'47.579	14	0.162
15	12 L. MOSSEY	GBR	Kawasaki ZX-10RR	22.927	30.175	26.872	27.788	1'47.762 1'47.762	15	
16	21 M. RINALDI	ITA	Ducati Panigale V4 R	23.024 +0.025	30.876 +0.024	27.021	27.268	1'48.189 1'48.238	16	0.049
17	50 E. LAVERTY	IRL	BMW M 1000 RR	23.173 +0.081	30.687	26.875	27.456 +0.042	1'48.191 1'48.314	17	0.123
18	53 T. RABAT	ESP	Ducati Panigale V4 R	23.126	30.795	27.359 +0.317	27.405	1'48.685 1'49.002	18	0.317
19	94 J. FOLGER	GER	BMW M 1000 RR	23.042	30.832 +0.108	27.376 +0.218	27.483	1'48.733 1'49.059	19	0.326
20	23 C. PONSSON	FRA	Yamaha YZF R1	23.576	30.835 +0.194	27.378 +0.187	27.795	1'49.584 1'49.965	20	0.381
21	84 L. CRESSON	BEL	Kawasaki ZX-10RR	23.688	31.257	27.825 +0.122	28.299	1'51.069 1'51.191	21	0.122
	3 K. NOZANE	JPN	Yamaha YZF R1							
Overall Ideal Time				21.515	28.819	25.375	25.608	1'41.317		

03/07/2021

These data/results cannot be reproduced, stored and/or transmitted in whole or in part by any manner of electronic, mechanical, photocopying, recording, broadcasting or otherwise now known or herein after developed without the previous express consent by the copyright owner, except for reproduction in daily press and regular printed publications on sale to the public within 60 days of the event related to those data/results and always provided that copyright symbol appears together as follows below.

© DORNA WSBK ORGANIZATION Srl 2021

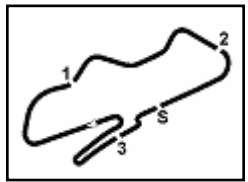
FICR PERUGIA TIMING



Official Tyre Supplier



Official Timekeeper



Prosecco DOC UK Round, 2-4 July 2021 Chronological Analysis Free Practice 3rd Session

Donington Park 4.023 m

1 / 3

1° 1 J. REA (1'41.433)							
Lap	Seg.1	Seg.2	Seg.3	Seg.4	Lap Time	km/h	Local Time
1		31.484	27.283	27.046		249,6	9:01'51.600
2	22.384	30.134	26.062	26.088	1'44.668	254,9	9:03'36.268
3	22.125	29.315	25.745	26.077	1'43.262	255,5	9:05'19.530
4	22.090	29.437	26.195	26.260	1'43.982	251,9	9:07'03.512
5	22.018	29.105	26.104	26.007	1'43.234	256,1	9:08'46.746
6	21.816	28.903	25.477	25.784	1'41.980	256,7	9:10'28.726
7	21.585	28.854	25.743	25.824	1'42.006	254,3	9:12'10.732
8	21.587	28.863	25.375	25.608	1'41.433	256,7	9:13'52.165
9	21.515	28.819	25.383	29.839	1'45.556P	258,6	9:15'37.721
10	13'18.721	31.139	27.415	27.806	1'45.081P	253,7	9:30'22.802

2° 22 A. LOWES (1'42.614)							
Lap	Seg.1	Seg.2	Seg.3	Seg.4	Lap Time	km/h	Local Time
1		32.077	27.848	28.065		240,1	9:02'04.686
2	23.263	31.052	27.328	27.334	1'48.977	241,2	9:03'53.663
3	23.075	30.348	27.060	27.264	1'47.747	245,6	9:05'41.410
4	22.593	30.065	26.667	26.831	1'46.156	250,7	9:07'27.566
5	22.390	30.177	26.510	26.697	1'45.774	253,1	9:09'13.340
6	22.229	29.814	26.014	26.380	1'44.437	255,5	9:10'57.770
7	21.977	29.665	25.841	26.109	1'43.592	257,3	9:12'41.369
8	21.889	29.509	26.076	25.796	1'43.270	254,9	9:14'24.639
9	21.761	29.341	25.697	25.815	1'42.614	255,5	9:16'07.253
10	22.405	29.518	26.177	31.237	1'49.337P	245,6	9:17'56.590
11	7'04.363	32.095	27.057	33.180	8'36.695P	251,9	9:26'33.285
12	3'34.982	30.840	27.091	26.921	4'59.834P	249,6	9:31'33.119

3° 91 L. HASLAM (1'42.721)							
Lap	Seg.1	Seg.2	Seg.3	Seg.4	Lap Time	km/h	Local Time
1		32.655	28.413	28.333		243,4	9:01'58.110
2	22.760	30.149	27.229	27.586	1'47.724	246,7	9:03'45.834
3	22.427	29.358	26.704	27.291	1'45.780	245,6	9:05'31.614
4	22.254	29.367	26.630	27.277	1'45.528	244,5	9:07'17.142
5	21.930	28.935	26.174	26.948	1'43.987	244,5	9:09'01.129
6	22.135	29.464	27.102	32.267	1'50.968P	235,4	9:10'52.097
7	7'37.168	30.930	27.047	27.411	9'02.556P	248,4	9:19'54.653
8	21.789	29.009	26.288	26.783	1'43.869	250,2	9:21'38.522
9	24.301	30.746	26.682	28.719	1'50.448	243,9	9:23'28.970
10	22.156	28.933	25.999	27.440	1'44.528	245,0	9:25'13.498
11	25.001	30.745	28.854	29.914	1'54.514	204,2	9:27'08.012
12	22.236	30.222	27.107	28.050	1'47.615	235,9	9:28'55.627
13	21.869	28.954	25.799	26.099	1'42.721	256,1	9:30'38.348

4° 66 T. SYKES (1'43.335)							
Lap	Seg.1	Seg.2	Seg.3	Seg.4	Lap Time	km/h	Local Time
1		33.982	29.168	29.334		227,0	9:03'22.180
2	24.506	34.782	28.375	31.234	1'58.897	233,9	9:05'21.077
3	23.131	31.180	27.268	27.353	1'48.932	246,7	9:07'10.009
4	22.869	30.478	26.565	26.714	1'46.626	251,3	9:08'56.635
5	22.224	29.641	25.782	26.369	1'44.016	254,3	9:10'40.651
6	21.977	29.640	25.683	26.035	1'43.335	256,1	9:12'23.986
7	22.767	30.092	27.551	30.938	1'51.348P	238,5	9:14'15.334
8	7'00.398	31.051	27.048	27.592	8'26.089P	245,6	9:22'41.423
9	22.600	31.131	27.310	27.521	1'48.562	243,4	9:24'29.985
10	27.194	32.108	27.047	27.275	1'53.624	249,6	9:26'23.609
11	22.661	30.386	26.436	27.012	1'46.495	249,6	9:28'10.104
12	22.406	30.039	26.064	26.604	1'45.113	253,1	9:29'55.217
13	22.372	29.616	26.213	26.454	1'44.655	253,1	9:31'39.872

5° 31 G. GERLOFF (1'43.971)							
Lap	Seg.1	Seg.2	Seg.3	Seg.4	Lap Time	km/h	Local Time
1							
2							
3							
4							
5							
6							
7							
8							
9							
10							
11							
12							
13							

1		32.679	31.383	29.220		243,4	9:03'16.635
2	23.360	30.618	26.946	28.697	1'49.621	245,0	9:05'06.256
3	23.602	30.425	26.779	26.867	1'47.673	248,4	9:06'53.929
4	47.875	32.102	26.877	26.925	2'13.779	250,2	9:09'07.708
5	22.748	29.854	26.220	26.640	1'45.462	251,3	9:10'53.170
6	22.558	29.614	25.963	26.445	1'44.580	252,5	9:12'37.750
7	22.548	29.405	26.382	26.529	1'44.864	252,5	9:14'22.614
8	22.359	29.418	25.841	26.353	1'43.971	253,1	9:16'06.585
9	22.395	29.383	26.063	26.231	1'44.072	250,2	9:17'50.657
10	22.898	30.761	26.764	31.420	1'51.843P	234,4	9:19'42.500

6° 47 A. BASSANI (1'44.584)							
Lap	Seg.1	Seg.2	Seg.3	Seg.4	Lap Time	km/h	Local Time
1		32.618	30.291	30.420		232,9	9:03'17.111
2	23.365	30.762	27.092	28.325	1'49.544	236,4	9:05'06.655
3	23.495	30.656	26.678	27.280	1'48.109	233,9	9:06'54.764
4	22.515	30.066	26.404	27.129	1'46.114	237,0	9:08'40.878
5	22.369	29.691	26.553	27.002	1'45.615	245,0	9:10'26.493
6	22.349	29.624	26.322	26.886	1'45.181	244,5	9:12'11.674
7	22.126	29.394	26.699	26.860	1'45.079	243,4	9:13'56.753
8	22.237	29.572	26.402	26.620	1'44.831	245,6	9:15'41.584
9	22.034	29.442	26.360	26.748	1'44.584	245,0	9:17'26.168
10	22.233	29.562	26.183	26.792	1'44.770	248,4	9:19'10.938
11	23.497	30.289	26.733	31.888	1'52.407P	243,4	9:21'03.345
12	6'37.616	30.528	26.888	27.612	8'02.644P	246,2	9:29'05.989
13	22.563	30.145	26.305	26.787	1'45.800	245,6	9:30'51.789

7° 7 C. DAVIES (1'45.223)							
Lap	Seg.1	Seg.2	Seg.3	Seg.4	Lap Time	km/h	Local Time
1		33.680	28.374	28.717		230,4	9:09'02.632
2	23.468	31.254	27.411	27.646	1'49.779	243,4	9:10'52.411
3	23.112	30.504	26.650	26.992	1'47.258	248,4	9:12'39.669
4	22.677	30.117	26.676	26.593	1'46.063	246,7	9:14'25.732
5	22.618	29.750	26.354	26.501	1'45.223	244,5	9:16'10.955
6	23.074	30.767	27.111	32.532	1'53.484P	240,1	9:18'04.439

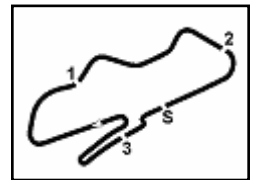
8° 54 T. RAZGATLIOGLU (1'45.274)							
Lap	Seg.1	Seg.2	Seg.3	Seg.4	Lap Time	km/h	Local Time
1		36.826	31.698	30.681		228,9	9:03'51.973
2	26.778	32.945	28.931	28.427	1'57.081	232,9	9:05'49.054
3	23.534	31.677	27.474	27.481	1'50.166	243,9	9:07'39.220
4	23.231	30.859	26.933	27.254	1'48.277	244,5	9:09'27.497
5	22.959	30.241	26.650	26.721	1'46.571	242,3	9:11'14.068
6	23.810	30.494	26.464	31.516	1'52.284P	246,2	9:13'06.352
7	6'59.536	32.506	28.332	27.907	8'28.281P	229,9	9:21'34.633
8	23.325	30.867	27.209	27.210	1'48.611	232,9	9:23'23.244
9	23.185	30.962	28.786	27.600	1'50.533	229,9	9:25'13.777
10	23.843	30.507	26.577	26.978	1'47.905	249,0	9:27'01.682
11	22.733	29.825	26.375	26.341	1'45.274	246,2	9:28'46.956
12	22.914	30.110	26.048	27.216	1'46.288	246,7	9:30'33.244

9° 19 A. BAUTISTA (1'45.336)							
Lap	Seg.1	Seg.2	Seg.3	Seg.4	Lap Time	km/h	Local Time
1		33.696	28.716	29.513		222,3	9:02'13.933
2	24.504	31.513	27.033	28.305	1'51.355	239,6	9:04'05.288
3	23.642	31.961	27.018	27.574	1'50.195	241,2	9:05'55.483
4	22.980	30.341	26.512	27.037	1'46.870	242,8	9:07'42.353
5	22.906	30.243	26.497	27.147	1'46.793	241,2	9:09'29.146
6	22.772	29.697	26.062	26.805	1'45.336	243,4	9:11'14.482
7	22.856	30.172	26.251	32.315	1'51.594P	245,6	9:13'06.076
8	5'17.463	32.075	27.232	28.027	6'44.797P	234,4	9:19'50.873
9	23.232	30.339	26.540	27.135	1'47.246	244,5	9:21'38.119

03/07/2021 P = Pits In/Out - C = Lap Time Cancelled

These data/results cannot be reproduced, stored and/or transmitted in whole or in part by any manner of electronic, mechanical, photocopying, recording, broadcasting or otherwise now known or herein after developed without the previous express consent by the copyright owner, except for reproduction in daily press and regular printed publications on sale to the public within 60 days of the event related to those data/results and always provided that copyright symbol appears together as follows below.

© DORNA WSBK ORGANIZATION Srl 2021



Prosecco DOC UK Round, 2-4 July 2021 Chronological Analysis Free Practice 3rd Session

Donington Park 4.023 m

2 / 3

10	23.161	30.195	26.702	27.346	1'47.404	232,9	9:23'25.523
11	23.063	30.427	26.720	27.536	1'47.746	235,4	9:25'13.269
12	23.251	30.423	26.361	27.002	1'47.037	240,1	9:27'00.306
13	23.210	30.056	26.257	26.775	1'46.298	243,4	9:28'46.604
14	23.047	30.068	26.140	26.995	1'46.250	249,0	9:30'32.854

10° 55 A. LOCATELLI (1'45.373)							
Lap	Seg.1	Seg.2	Seg.3	Seg.4	Lap Time	km/h	Local Time
1		33.752	28.533	29.304		230,9	9:03'22.787
2	24.754	31.912	27.923	27.901	1'52.490	240,1	9:05'15.277
3	23.389	31.124	27.351	27.299	1'49.163	247,3	9:07'04.440
4	23.023	30.113	26.832	27.224	1'47.192	247,3	9:08'51.632
5	22.908	30.130	26.483	26.900	1'46.421	250,7	9:10'38.053
6	22.380	29.894	26.377	26.722	1'45.373	251,9	9:12'23.426
7	22.454	29.761	26.504	26.735	1'45.454	253,1	9:14'08.880
8	22.417	29.969	26.514	26.725	1'45.625	250,7	9:15'54.505
9	23.500	32.469	28.813	34.520	1'59.302P	224,2	9:17'53.807
10	4'34.738	32.852	28.884	28.217	6'04.691P	217,4	9:23'58.498
11	24.037	31.212	27.607	27.392	1'50.248	236,4	9:25'48.746
12	23.653	30.676	27.011	26.947	1'48.287	247,9	9:27'37.033
13	23.218	30.457	26.864	26.972	1'47.511	250,2	9:29'24.544
14	22.853	30.074	26.303	26.346	1'45.576	252,5	9:31'10.120

11° 60 M. VAN DER MARK (1'45.973)							
Lap	Seg.1	Seg.2	Seg.3	Seg.4	Lap Time	km/h	Local Time
1		32.511	28.083	28.234		221,9	9:02'02.410
2	23.364	30.974	27.622	27.592	1'49.552	238,5	9:03'51.962
3	23.307	30.973	27.322	27.119	1'48.721	235,9	9:05'40.683
4	22.965	30.072	27.005	27.035	1'47.077	237,0	9:07'27.760
5	22.854	30.183	26.895	26.695	1'46.627	236,4	9:09'14.387
6	23.265	30.508	26.692	30.996	1'51.461P	249,0	9:11'05.848
7	7'32.311	30.590	27.145	27.121	8'57.167P	237,0	9:20'03.015
8	22.656	29.939	26.763	26.621	1'45.979	245,6	9:21'48.994
9	22.454	29.924	26.849	26.820	1'46.047	245,6	9:23'35.041
10	22.682	29.870	26.633	26.788	1'45.973	247,9	9:25'21.014
11	22.577	30.037	26.748	26.986	1'46.348	241,2	9:27'07.362
12	22.611	30.048	26.700	26.760	1'46.119	239,1	9:28'53.481
13	22.634	30.563	26.674	26.887	1'46.758	241,2	9:30'40.239

12° 45 S. REDDING (1'47.003)							
Lap	Seg.1	Seg.2	Seg.3	Seg.4	Lap Time	km/h	Local Time
1		34.336	29.132	29.635		221,9	9:04'04.508
2	24.104	32.133	27.789	28.350	1'52.376	231,9	9:05'56.884
3	23.680	32.836	28.850	35.987	2'01.353P	221,4	9:07'58.237
4	4'11.276	32.361	27.733	28.549	5'39.919P	240,7	9:13'38.156
5	23.216	30.934	27.015	27.453	1'48.618	248,4	9:15'26.774
6	22.818	30.288	26.917	26.980	1'47.003	249,0	9:17'13.777
7	22.936	31.502	27.459	31.881	1'53.778P	239,1	9:19'07.555
8	3'29.092	31.496	26.879	27.392	4'54.859P	239,1	9:24'02.414

13° 44 L. MAHIAS (1'47.324)							
Lap	Seg.1	Seg.2	Seg.3	Seg.4	Lap Time	km/h	Local Time
1		32.268	28.348	28.544		227,5	9:02'23.941
2	23.432	30.941	27.664	27.873	1'49.910	241,7	9:04'13.851
3	23.278	30.960	27.205	27.379	1'48.822	243,9	9:06'02.673
4	23.288	30.560	27.037	27.318	1'48.203	235,4	9:07'50.876
5	23.281	30.553	26.958	26.944	1'47.736	240,7	9:09'38.612
6	23.486	30.092	26.738	27.008	1'47.324	240,7	9:11'25.936
7	23.306	30.410	27.479	32.816	1'54.011P	233,9	9:13'19.947
8	10'25.211	31.783	27.858	28.584	11'53.436P	237,5	9:25'13.383
9	24.643	30.694	27.003	28.142	1'50.482	239,1	9:27'03.865
10	23.244	30.485	27.071	27.372	1'48.172	235,4	9:28'52.037
11	23.708	30.440	26.815	26.977	1'47.940	238,5	9:30'39.977

14° 32 I. VINALES (1'47.579)							
Lap	Seg.1	Seg.2	Seg.3	Seg.4	Lap Time	km/h	Local Time
1			34.077	30.087	30.489	205,8	9:02'16.097
2	24.657	31.654	28.463	29.470	1'54.244	216,1	9:04'10.341
3	23.980	32.158	28.317	28.214	1'52.669	230,9	9:06'03.010
4	23.513	30.757	27.998	28.038	1'50.306	213,5	9:07'53.316
5	23.305	30.748	27.813	28.581	1'50.447	229,4	9:09'43.763
6	23.589	30.994	27.835	27.879	1'50.297	232,4	9:11'34.060
7	23.174	30.535	27.283	27.519	1'48.511	235,9	9:13'22.571
8	22.900	30.181	27.198	27.300	1'47.579	242,8	9:15'10.150
9	22.846	30.091	27.389	27.574	1'47.900	235,4	9:16'58.050
10	23.357	32.189	28.443	33.514	1'57.503P	227,0	9:18'55.553
11	6'33.176	31.815	28.021	36.435	8'09.447P	233,9	9:27'05.000
12	23.554	30.758	27.524	29.511	1'51.347	235,4	9:28'56.347
13	23.265	30.394	27.244	27.282	1'48.185	240,1	9:30'44.532

15° 12 L. MOSSEY (1'47.762)							
Lap	Seg.1	Seg.2	Seg.3	Seg.4	Lap Time	km/h	Local Time
1		33.762	29.463	29.654		208,5	9:02'33.135
2	24.014	31.784	28.052	29.077	1'52.927	216,5	9:04'26.062
3	23.914	31.334	27.588	28.878	1'51.714	222,8	9:06'17.776
4	23.203	30.229	27.204	28.009	1'48.645	229,9	9:08'06.421
5	22.927	30.175	26.872	27.788	1'47.762	226,5	9:09'54.183
6	22.983	30.939	27.011	35.235	1'56.168P	220,0	9:11'50.351
7	8'16.696	33.402	32.707	28.562	9'51.367P	149,8	9:21'41.718
8	24.933	35.084	28.047	28.029	1'56.093	216,9	9:23'37.811
9	23.390	30.952	27.346	34.082	1'55.770P	228,9	9:25'33.581
10	4'51.583	33.376	29.015	29.528	6'23.502P	217,4	9:31'57.083

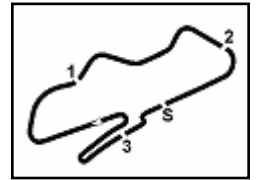
16° 21 M. RINALDI (1'48.238)							
Lap	Seg.1	Seg.2	Seg.3	Seg.4	Lap Time	km/h	Local Time
1		35.376	29.627	29.018		216,1	9:02'42.937
2	25.021	33.131	29.327	28.882	1'56.361	224,6	9:04'39.298
3	24.807	32.403	28.957	28.737	1'54.904	220,5	9:06'34.202
4	23.836	31.870	28.283	28.270	1'52.259	229,9	9:08'26.461
5	23.740	31.778	28.110	28.099	1'51.727	229,4	9:10'18.188
6	23.617	31.403	27.714	27.662	1'50.396	229,9	9:12'08.584
7	23.024	31.107	28.914	32.729	1'55.774P	227,9	9:14'04.358
8	3'56.105	33.143	28.436	28.375	5'26.059P	222,8	9:19'30.417
9	23.842	31.960	27.960	27.855	1'51.617	236,4	9:21'22.034
10	23.992	31.416	27.625	27.629	1'50.662	240,7	9:23'12.696
11	23.633	31.075	27.104	27.425	1'49.237	243,4	9:25'01.933
12	23.442	30.876	27.371	27.580	1'49.269	238,0	9:26'51.202
13	23.172	31.120	27.371	27.382	1'49.045	238,5	9:28'40.247
14	23.049	30.900	27.021	27.268	1'48.238	240,7	9:30'28.485

17° 50 E. LAVERTY (1'48.314)							
Lap	Seg.1	Seg.2	Seg.3	Seg.4	Lap Time	km/h	Local Time
1		34.929	30.264	29.450		202,3	9:02'15.673
2	23.888	32.325	27.991	30.388	1'54.592C	240,1	9:04'10.265
3	23.680	31.961	29.397	32.806	1'57.844	221,9	9:06'08.109
4	24.006	32.471	28.233	28.916	1'53.626	227,9	9:08'01.735
5	23.684	31.425	27.812	28.625	1'51.546	227,0	9:09'53.281
6	23.256	31.033	27.323	32.690	1'54.302P	231,9	9:11'47.583
7	3'20.936	32.598	28.662	29.162	4'51.358P	219,6	9:16'38.941
8	23.567	31.320	27.632	28.212	1'50.731	232,4	9:18'29.672
9	23.480	31.316	27.455	27.982	1'50.233	231,9	9:20'19.905
10	23.173	30.945	27.450	27.963	1'49.531	230,9	9:22'09.436
11	23.387	31.897	29.686	28.613	1'53.583	200,8	9:24'03.019
12	23.283	30.924	27.106	27.989	1'49.302	230,4	9:25'52.321
13	23.950	31.225	27.247	27.760	1'50.182	223,7	9:27'42.503
14	23.225	30.873	27.298	27.456	1'48.852	232,9	9:29'31.355

03/07/2021 P = Pits In/Out - C = Lap Time Cancelled

These data/results cannot be reproduced, stored and/or transmitted in whole or in part by any manner of electronic, mechanical, photocopying, recording, broadcasting or otherwise now known or herein after developed without the previous express consent by the copyright owner, except for reproduction in daily press and regular printed publications on sale to the public within 60 days of the event related to those data/results and always provided that copyright symbol appears together as follows below.

© DORNA WSBK ORGANIZATION Srl 2021



Prosecco DOC UK Round, 2-4 July 2021 Chronological Analysis Free Practice 3rd Session

15 23.254 30.687 26.875 27.498 1'48.314 238,5 9:31'19.669

18° 53 T. RABAT (1'49.002)							
Lap	Seg.1	Seg.2	Seg.3	Seg.4	Lap Time	km/h	Local Time
1		35.440	31.168	29.931		211,8	9:02'13.530
2	24.754	33.353	29.143	30.008	1'57.258	227,0	9:04'10.788
3	24.278	32.309	28.833	28.452	1'53.872	245,6	9:06'04.660
4	23.976	31.633	28.117	27.819	1'51.545	241,2	9:07'56.205
5	23.630	31.593	27.514	27.673	1'50.410	245,0	9:09'46.615
6	23.227	31.039	27.359	27.521	1'49.146	239,1	9:11'35.761
7	23.214	31.188	27.414	27.490	1'49.306	243,9	9:13'25.067
8	23.126	30.795	27.676	27.405	1'49.002	239,6	9:15'14.069
9	23.162	31.485	28.468	35.984	1'59.099P	239,6	9:17'13.168
10	5'45.202	34.451	29.318	29.198	7'18.169P	223,2	9:24'31.337
11	24.706	32.836	28.561	28.030	1'54.133	221,4	9:26'25.470
12	23.893	31.928	27.710	27.469	1'51.000	237,5	9:28'16.470
13	23.697	31.654	27.491	27.464	1'50.306	242,8	9:30'06.776

19° 94 J. FOLGER (1'49.059)							
Lap	Seg.1	Seg.2	Seg.3	Seg.4	Lap Time	km/h	Local Time
1		33.187	28.735	29.230		237,5	9:02'02.378
2	23.862	31.995	28.148	28.075	1'52.080	234,9	9:03'54.458
3	23.841	31.225	27.918	27.716	1'50.700	240,7	9:05'45.158
4	23.510	30.832	27.376	27.851	1'49.569	240,7	9:07'34.727
5	23.042	30.940	27.594	27.483	1'49.059	240,7	9:09'23.786
6	29.233	31.901	27.948	27.809	1'56.891	238,5	9:11'20.677
7	23.078	30.960	1'56.535	41.256	3'31.829P	100,5	9:14'52.506
8	11'27.204	36.899	29.814	29.521	13'03.438P	230,4	9:27'55.944
9	24.130	32.652	28.745	28.456	1'53.983	231,4	9:29'49.927
10	23.905	32.273	28.316	27.917	1'52.411	233,4	9:31'42.338

20° 23 C. PONSSON (1'49.965)							
Lap	Seg.1	Seg.2	Seg.3	Seg.4	Lap Time	km/h	Local Time
1		34.604	30.366	30.539		222,3	9:02'15.196
2	25.326	32.893	28.851	29.350	1'56.420	224,2	9:04'11.616
3	24.456	32.294	28.802	28.623	1'54.175	231,9	9:06'05.791
4	23.734	31.823	28.344	28.393	1'52.294	223,7	9:07'58.085
5	23.788	31.251	27.663	28.140	1'50.842	244,5	9:09'48.927
6	23.576	31.029	27.565	27.795	1'49.965	243,4	9:11'38.892
7	23.660	31.076	27.526	28.054	1'50.316	242,3	9:13'29.208
8	23.694	30.895	27.691	27.825	1'50.105	241,2	9:15'19.313
9	23.735	30.835	27.947	32.388	1'54.905P	235,9	9:17'14.218
10	5'12.647	34.995	29.076	28.672	6'45.390P	215,2	9:23'59.608
11	24.183	31.724	27.378	28.753	1'52.038	238,5	9:25'51.646
12	23.908	31.384	27.724	28.354	1'51.370	238,0	9:27'43.016
13	23.681	31.264	27.756	28.218	1'50.919	236,4	9:29'33.935
14	23.854	31.135	27.799	27.968	1'50.756	241,7	9:31'24.691

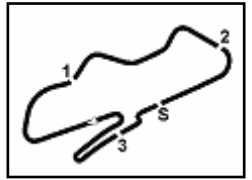
21° 84 L. CRESSON (1'51.191)							
Lap	Seg.1	Seg.2	Seg.3	Seg.4	Lap Time	km/h	Local Time
1		33.645	29.154	30.103		220,0	9:02'05.618
2	25.825	33.663	29.092	29.561	1'58.141	224,6	9:04'03.759
3	24.631	33.191	28.123	29.365	1'55.310	228,4	9:05'59.069
4	24.157	32.034	28.150	28.753	1'53.094	227,5	9:07'52.163
5	23.688	31.257	27.947	28.299	1'51.191	235,4	9:09'43.354
6	23.841	31.707	27.884	28.794	1'52.226	236,4	9:11'35.580
7	24.247	31.677	27.947	33.724	1'57.595P	236,4	9:13'33.175
8	7'02.369	33.141	29.212	29.444	8'34.166P	234,9	9:22'07.341
9	24.831	32.139	30.978	29.337	1'57.285	232,4	9:24'04.626
10	24.454	32.266	28.052	29.093	1'53.865	239,1	9:25'58.491
11	24.204	31.871	28.304	28.687	1'53.066	239,1	9:27'51.557
12	24.079	31.458	28.020	28.582	1'52.139	240,1	9:29'43.696
13	23.994	31.775	27.825	28.331	1'51.925	237,5	9:31'35.621

03/07/2021 P = Pits In/Out - C = Lap Time Cancelled

These data/results cannot be reproduced, stored and/or transmitted in whole or in part by any manner of electronic, mechanical, photocopying, recording, broadcasting or otherwise now known or herein after developed without the previous express consent by the copyright owner, except for reproduction in daily press and regular printed publications on sale to the public within 60 days of the event related to those data/results and always provided that copyright symbol appears together as follows below.

© DORNA WSBK ORGANIZATION Srl 2021





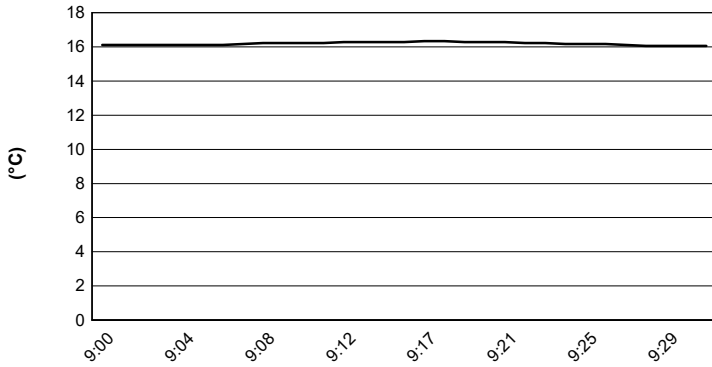
Donington Park 4.023 m

Prosecco DOC UK Round, 2-4 July 2021

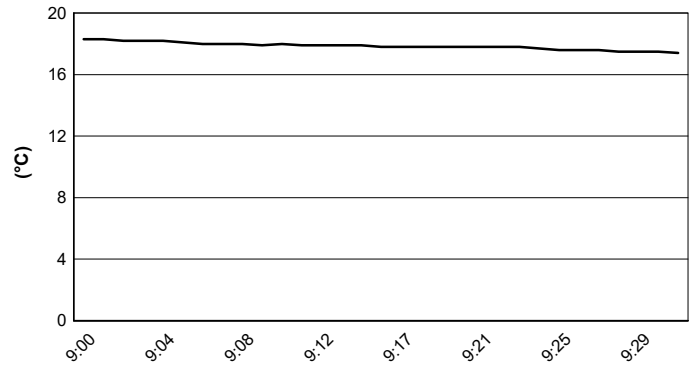
Weather Report Free Practice 3rd Session

Session started 09:00 - Session ended 9:32

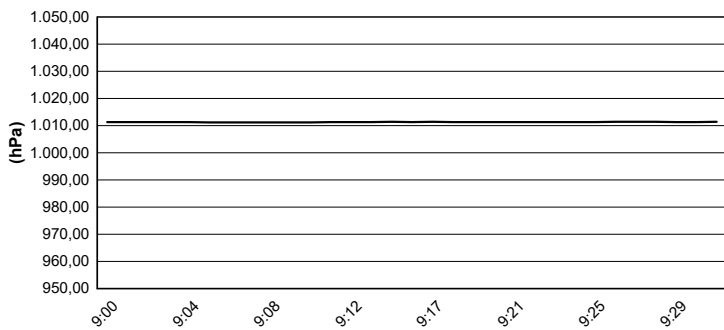
Air Temperature



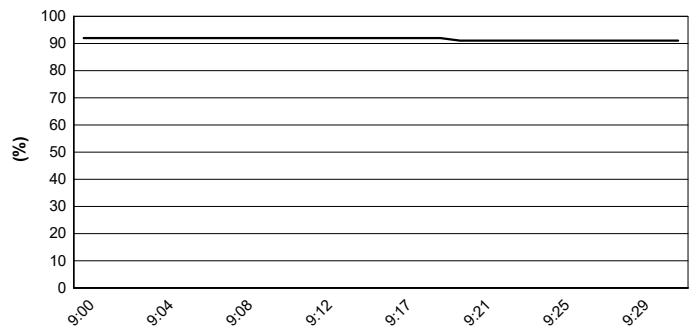
Track Temperature



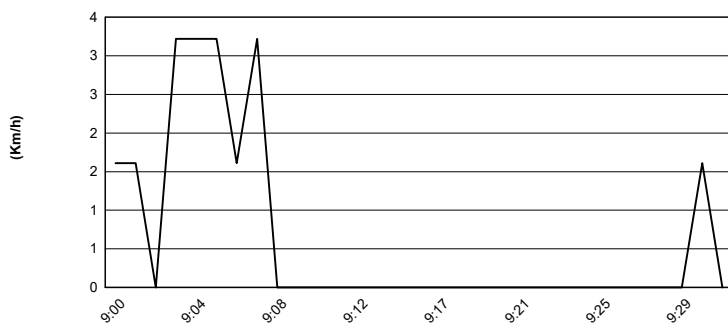
Air Pressure



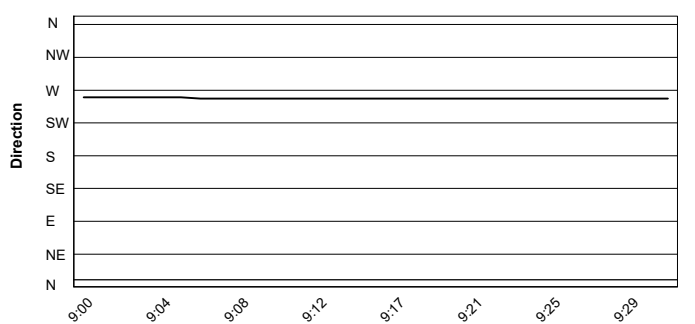
Humidity



Wind Speed



Wind Direction



03/07/2021

These data/results cannot be reproduced, stored and/or transmitted in whole or in part by any manner of electronic, mechanical, photocopying, recording, broadcasting or otherwise now known or herein after developed without the previous express consent by the copyright owner, except for reproduction in daily press and regular printed publications on sale to the public within 60 days of the event related to those data/results and always provided that copyright symbol appears together as follows below.

© DORNA WSBK ORGANIZATION Srl 2021