

Donington Park 4.023 m

1 / 2

Prosecco DOC UK Round, 2-4 July 2021

Results Warm Up

No.	Rider	Nat	Team	Bike	Class	Time	Gap	Rel.	Laps	Speed	
										Avg	Max
1	1 J. REA	GBR	Kawasaki Racing Team WorldSBK	Kawasaki ZX-10RR		1'27.904			9	164,757	270,9
2	54 T. RAZGATLIOGLU	TUR	Pata Yamaha with BRIXX WorldSBK	Yamaha YZF R1		1'28.012	0.108	0.108	9	164,555	268,9
3	31 G. GERLOFF	USA	GRT Yamaha WorldSBK Team	Yamaha YZF R1	IND	1'28.089	0.185	0.077	9	164,411	266,9
4	45 S. REDDING	GBR	Aruba.it Racing - Ducati	Ducati Panigale V4 R		1'28.312	0.408	0.223	9	163,996	277,2
5	22 A. LOWES	GBR	Kawasaki Racing Team WorldSBK	Kawasaki ZX-10RR		1'28.365	0.461	0.053	9	163,897	272,3
6	66 T. SYKES	GBR	BMW Motorrad WorldSBK Team	BMW M 1000 RR		1'28.516	0.612	0.151	8	163,618	267,5
7	91 L. HASLAM	GBR	Team HRC	Honda CBR1000 RR-R		1'28.629	0.725	0.113	9	163,409	270,2
8	21 M. RINALDI	ITA	Aruba.it Racing - Ducati	Ducati Panigale V4 R		1'28.644	0.740	0.015	8	163,382	273,7
9	44 L. MAHIAS	FRA	Kawasaki Puccetti Racing	Kawasaki ZX-10RR	IND	1'28.796	0.892	0.152	9	163,102	261,7
10	55 A. LOCATELLI	ITA	Pata Yamaha with BRIXX WorldSBK	Yamaha YZF R1		1'28.807	0.903	0.011	7	163,082	270,2
11	60 M. VAN DER MARK	NED	BMW Motorrad WorldSBK Team	BMW M 1000 RR		1'28.826	0.922	0.019	9	163,047	270,9
12	7 C. DAVIES	GBR	Team GoEleven	Ducati Panigale V4 R	IND	1'28.853	0.949	0.027	9	162,997	271,6
13	19 A. BAUTISTA	ESP	Team HRC	Honda CBR1000 RR-R		1'29.204	1.300	0.351	9	162,356	272,3
14	47 A. BASSANI	ITA	Motocorsa Racing	Ducati Panigale V4 R	IND	1'29.591	1.687	0.387	9	161,655	273,0
15	53 T. RABAT	ESP	Barni Racing Team	Ducati Panigale V4 R	IND	1'29.799	1.895	0.208	9	161,280	275,8
16	94 J. FOLGER	GER	Bonovo MGM Racing	BMW M 1000 RR	IND	1'30.143	2.239	0.344	9	160,665	262,3
17	50 E. LAVERTY	IRL	RC Squadra Corse	BMW M 1000 RR	IND	1'30.185	2.281	0.042	9	160,590	269,6
18	32 I. VINALES	ESP	Orelac Racing VerdNatura	Kawasaki ZX-10RR	IND	1'30.202	2.298	0.017	9	160,560	262,3
19	12 L. MOSSEY	GBR	OUTDO TPR Team Pedercini Racing	Kawasaki ZX-10RR	IND	1'30.353	2.449	0.151	9	160,291	263,0
20	84 L. CRESSON	BEL	OUTDO TPR Team Pedercini Racing	Kawasaki ZX-10RR	IND	1'31.768	3.864	1.415	9	157,820	256,7
21	23 C. PONSSON	FRA	Alstare Yamaha	Yamaha YZF R1	IND	1'31.991	4.087	0.223	7	157,437	264,9

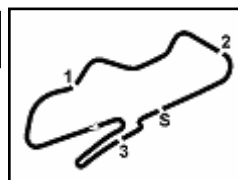
AIR	Humidity:	88%	Temp:	16°C
TRACK	Condition:	Dry	Temp:	18°C

Records	Pole	(SP2)	2017 T.Sykes	1'26.641	167,160	Km/h
	Race	(SPRC)	2019 J.Rea	1'27.166	166,150	Km/h
	All Times	(SP2)	2017 T.Sykes	1'26.641	167,160	Km/h

Start 04/07/2021 09:00 End 09:16 The results are provisional until the end of the time limit for protests and appeals and the completion of the technical checks.

These data/results cannot be reproduced, stored and/or transmitted in whole or in part by any manner of electronic, mechanical, photocopying, recording, broadcasting or otherwise now known or herein after developed without the previous express consent by the copyright owner, except for reproduction in daily press and regular printed publications on sale to the public within 60 days of the event related to those data/results and always provided that copyright symbol appears together as follows below.

© DORNA WSBK ORGANIZATION Srl 2021


Prosecco DOC UK Round, 2-4 July 2021
Results Warm Up
Session Highlights

Local Time	No. Rider	Description
09.00.00		Start
09.00.06		WorldSBK Pit Intervention Time: 48secs
09.00.20	84 L. CRESSON	Technical Problem - Pit Exit
09.01.10	84 L. CRESSON	Re-joined
09.02.08	54 T. RAZGATLIOGLU	Current Lap Cancelled - Exceeded Track Limits - Turn 10
09.04.54	94 J. FOLGER	On the Gravel - Re-Joined - Turn 11
09.16.51		End Of Session

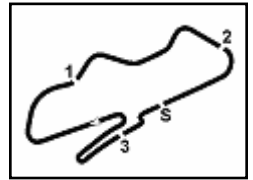
Fastest Laps Sequence

No.	Rider	Nat	Team	Bike	Local Time	Time	Gap	Avg
31	G. GERLOFF	USA	GRT Yamaha WorldSBK Team	Yamaha YZF R1	09:03'14.742	1'31.927		157,547
1	J. REA	GBR	Kawasaki Racing Team WorldSBK	Kawasaki ZX-10RR	09:04'02.211	1'29.567	-2.360	161,698
54	T. RAZGATLIOGLU	TUR	Pata Yamaha with BRIXX WorldSBK	Yamaha YZF R1	09:05'18.230	1'29.063	-0.504	162,613
22	A. LOWES	GBR	Kawasaki Racing Team WorldSBK	Kawasaki ZX-10RR	09:05'19.867	1'28.773	-0.290	163,144
1	J. REA	GBR	Kawasaki Racing Team WorldSBK	Kawasaki ZX-10RR	09:05'30.847	1'28.636	-0.137	163,396
54	T. RAZGATLIOGLU	TUR	Pata Yamaha with BRIXX WorldSBK	Yamaha YZF R1	09:06'46.732	1'28.502	-0.134	163,644
1	J. REA	GBR	Kawasaki Racing Team WorldSBK	Kawasaki ZX-10RR	09:06'59.248	1'28.401	-0.101	163,831
31	G. GERLOFF	USA	GRT Yamaha WorldSBK Team	Yamaha YZF R1	09:07'41.533	1'28.264	-0.137	164,085
1	J. REA	GBR	Kawasaki Racing Team WorldSBK	Kawasaki ZX-10RR	09:08'27.402	1'28.154	-0.110	164,290
54	T. RAZGATLIOGLU	TUR	Pata Yamaha with BRIXX WorldSBK	Yamaha YZF R1	09:09'43.179	1'28.101	-0.053	164,389
1	J. REA	GBR	Kawasaki Racing Team WorldSBK	Kawasaki ZX-10RR	09:09'55.497	1'28.095	-0.006	164,400
1	J. REA	GBR	Kawasaki Racing Team WorldSBK	Kawasaki ZX-10RR	09:11'23.510	1'28.013	-0.082	164,553
1	J. REA	GBR	Kawasaki Racing Team WorldSBK	Kawasaki ZX-10RR	09:12'51.414	1'27.904	-0.109	164,757

04/07/2021 Start 09:00 End 09:16 The results are provisional until the end of the time limit for protests and appeals and the completion of the technical checks.

These data/results cannot be reproduced, stored and/or transmitted in whole or in part by any manner of electronic, mechanical, photocopying, recording, broadcasting or otherwise now known or herein after developed without the previous express consent by the copyright owner, except for reproduction in daily press and regular printed publications on sale to the public within 60 days of the event related to those data/results and always provided that copyright symbol appears together as follows below.

© DORNA WSBK ORGANIZATION Srl 2021



Donington Park 4.023 m

Prosecco DOC UK Round, 2-4 July 2021

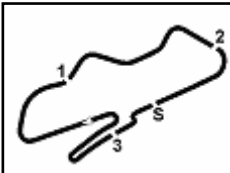
Starting Grid - Tissot Superpole Race (10 Laps x 4,023 km = 40,230 km)

1	1	1 REA J. Kawasaki 1'40.101	2	60 VAN DER MARK M. BMW 1'40.626	3	66 SYKES T. BMW 1'40.763
2	4	22 LOWES A. Kawasaki 1'41.351	5	31 GERLOFF G. Yamaha 1'41.393	6	45 REDDING S. Ducati 1'42.067
3	7	91 HASLAM L. Honda 1'42.206	8	21 RINALDI M. Ducati 1'42.587	9	7 DAVIES C. Ducati 1'42.630
4	10	44 MAHIAS L. Kawasaki 1'42.658	11	55 LOCATELLI A. Yamaha 1'42.683	12	47 BASSANI A. Ducati 1'42.801
5	13	54 RAZGATLIOGLU T. Yamaha 1'42.840	14	12 MOSSEY L. Kawasaki 1'43.212	15	50 LAVERTY E. BMW 1'43.345
6	16	19 BAUTISTA A. Honda 1'43.625	17	32 VINALES I. Kawasaki 1'44.630	18	53 RABAT T. Ducati 1'44.703
7	19	23 PONSSON C. Yamaha 1'46.568	20	94 FOLGER J. BMW 1'46.660	21	84 CRESSON L. Kawasaki 1'46.775

04/07/2021 The Race Director

These data/results cannot be reproduced, stored and/or transmitted in whole or in part by any manner of electronic, mechanical, photocopying, recording, broadcasting or otherwise now known or herein after developed without the previous express consent by the copyright owner, except for reproduction in daily press and regular printed publications on sale to the public within 60 days of the event related to those data/results and always provided that copyright symbol appears together as follows below. © DORNA WSBK ORGANIZATION Srl 2021





Prosecco DOC UK Round, 2-4 July 2021 Best Sectors & Speed Warm Up

BEST LAP			
1	1 J. REA	Kawasaki ZX-10RR	1'27.904
2	54 T. RAZGATLIOGLU	Yamaha YZF R1	1'28.012
3	31 G. GERLOFF	Yamaha YZF R1	1'28.089
4	45 S. REDDING	Ducati Panigale V4 R	1'28.312
5	22 A. LOWES	Kawasaki ZX-10RR	1'28.365
6	66 T. SYKES	BMW M 1000 RR	1'28.516
7	91 L. HASLAM	Honda CBR1000 RR-R	1'28.629
8	21 M. RINALDI	Ducati Panigale V4 R	1'28.644
9	44 L. MAHIAS	Kawasaki ZX-10RR	1'28.796
10	55 A. LOCATELLI	Yamaha YZF R1	1'28.807
11	60 M. VAN DER MARK	BMW M 1000 RR	1'28.826
12	7 C. DAVIES	Ducati Panigale V4 R	1'28.853
13	19 A. BAUTISTA	Honda CBR1000 RR-R	1'29.204
14	47 A. BASSANI	Ducati Panigale V4 R	1'29.591
15	53 T. RABAT	Ducati Panigale V4 R	1'29.799
16	94 J. FOLGER	BMW M 1000 RR	1'30.143
17	50 E. LAVERTY	BMW M 1000 RR	1'30.185
18	32 I. VINALES	Kawasaki ZX-10RR	1'30.202
19	12 L. MOSSEY	Kawasaki ZX-10RR	1'30.353
20	84 L. CRESSON	Kawasaki ZX-10RR	1'31.768
21	23 C. PONSSON	Yamaha YZF R1	1'31.991

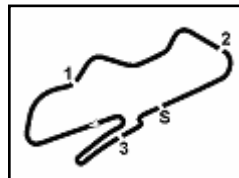
SPEED		
1	45 S. REDDING	Ducati Panigale V4 R 277,2
2	53 T. RABAT	Ducati Panigale V4 R 275,8
3	21 M. RINALDI	Ducati Panigale V4 R 273,7
4	47 A. BASSANI	Ducati Panigale V4 R 273,0
5	22 A. LOWES	Kawasaki ZX-10RR 272,3
6	19 A. BAUTISTA	Honda CBR1000 RR-R 272,3
7	7 C. DAVIES	Ducati Panigale V4 R 271,6
8	60 M. VAN DER MARK	BMW M 1000 RR 270,9
9	1 J. REA	Kawasaki ZX-10RR 270,9
10	55 A. LOCATELLI	Yamaha YZF R1 270,2
11	91 L. HASLAM	Honda CBR1000 RR-R 270,2
12	50 E. LAVERTY	BMW M 1000 RR 269,6
13	54 T. RAZGATLIOGLU	Yamaha YZF R1 268,9
14	66 T. SYKES	BMW M 1000 RR 267,5
15	31 G. GERLOFF	Yamaha YZF R1 266,9
16	23 C. PONSSON	Yamaha YZF R1 264,9
17	12 L. MOSSEY	Kawasaki ZX-10RR 263,0
18	94 J. FOLGER	BMW M 1000 RR 262,3
19	32 I. VINALES	Kawasaki ZX-10RR 262,3
20	44 L. MAHIAS	Kawasaki ZX-10RR 261,7
21	84 L. CRESSON	Kawasaki ZX-10RR 256,7

SEG. 1			SEG. 2			SEG. 3			SEG. 4		
1	66 T. SYKES	18.835	1	54 T. RAZGATLIOGLU	24.112	1	1 J. REA	21.817	1	7 C. DAVIES	22.852
2	21 M. RINALDI	18.853	2	91 L. HASLAM	24.192	2	31 G. GERLOFF	21.920	2	1 J. REA	22.852
3	45 S. REDDING	18.856	3	1 J. REA	24.196	3	54 T. RAZGATLIOGLU	21.929	3	54 T. RAZGATLIOGLU	22.856
4	54 T. RAZGATLIOGLU	18.934	4	31 G. GERLOFF	24.199	4	45 S. REDDING	21.971	4	22 A. LOWES	22.865
5	31 G. GERLOFF	18.937	5	66 T. SYKES	24.227	5	21 M. RINALDI	21.981	5	31 G. GERLOFF	22.972
6	1 J. REA	18.941	6	44 L. MAHIAS	24.259	6	60 M. VAN DER MARK	22.023	6	45 S. REDDING	22.998
7	55 A. LOCATELLI	18.945	7	22 A. LOWES	24.260	7	22 A. LOWES	22.044	7	91 L. HASLAM	23.110
8	60 M. VAN DER MARK	18.954	8	60 M. VAN DER MARK	24.284	8	91 L. HASLAM	22.070	8	21 M. RINALDI	23.138
9	22 A. LOWES	19.016	9	45 S. REDDING	24.337	9	44 L. MAHIAS	22.149	9	60 M. VAN DER MARK	23.188
10	91 L. HASLAM	19.035	10	55 A. LOCATELLI	24.366	10	66 T. SYKES	22.195	10	55 A. LOCATELLI	23.214
11	19 A. BAUTISTA	19.066	11	21 M. RINALDI	24.395	11	7 C. DAVIES	22.225	11	66 T. SYKES	23.230
12	44 L. MAHIAS	19.079	12	47 A. BASSANI	24.469	12	53 T. RABAT	22.241	12	44 L. MAHIAS	23.246
13	47 A. BASSANI	19.149	13	7 C. DAVIES	24.535	13	19 A. BAUTISTA	22.247	13	19 A. BAUTISTA	23.313
14	7 C. DAVIES	19.173	14	19 A. BAUTISTA	24.554	14	55 A. LOCATELLI	22.268	14	53 T. RABAT	23.389
15	94 J. FOLGER	19.259	15	32 I. VINALES	24.586	15	47 A. BASSANI	22.290	15	94 J. FOLGER	23.395
16	32 I. VINALES	19.263	16	12 L. MOSSEY	24.651	16	50 E. LAVERTY	22.467	16	47 A. BASSANI	23.443
17	53 T. RABAT	19.291	17	53 T. RABAT	24.664	17	12 L. MOSSEY	22.586	17	50 E. LAVERTY	23.480
18	50 E. LAVERTY	19.302	18	94 J. FOLGER	24.764	18	32 I. VINALES	22.593	18	32 I. VINALES	23.514
19	12 L. MOSSEY	19.374	19	50 E. LAVERTY	24.789	19	94 J. FOLGER	22.672	19	12 L. MOSSEY	23.692
20	84 L. CRESSON	19.596	20	84 L. CRESSON	25.205	20	23 C. PONSSON	22.863	20	84 L. CRESSON	23.786
21	23 C. PONSSON	19.790	21	23 C. PONSSON	25.305	21	84 L. CRESSON	22.959	21	23 C. PONSSON	23.897

04/07/2021

These data/results cannot be reproduced, stored and/or transmitted in whole or in part by any manner of electronic, mechanical, photocopying, recording, broadcasting or otherwise now known or herein after developed without the previous express consent by the copyright owner, except for reproduction in daily press and regular printed publications on sale to the public within 60 days of the event related to those data/results and always provided that copyright symbol appears together as follows below.

© DORNA WSBK ORGANIZATION Srl 2021



Donington Park 4.023 m

Prosecco DOC UK Round, 2-4 July 2021

Ideal Times Warm Up

No.	Rider	Nat	Bike	Seg. 1	Seg. 2	Seg. 3	Seg. 4	Ideal Time		
				Diff. 1	Diff. 2	Diff. 3	Diff. 4	Best Lap	Pos.	Diff.
1	1 J. REA	GBR	Kawasaki ZX-10RR	18.941 +0.098	24.196	21.817	22.852	1'27.806 1'27.904	1	0.098
2	54 T. RAZGATLIOGLU	TUR	Yamaha YZF R1	18.934 +0.063	24.112	21.929 +0.118	22.856	1'27.831 1'28.012	2	0.181
3	31 G. GERLOFF	USA	Yamaha YZF R1	18.937 +0.015	24.199	21.920	22.972 +0.046	1'28.028 1'28.089	3	0.061
4	45 S. REDDING	GBR	Ducati Panigale V4 R	18.856	24.337 +0.065	21.971 +0.006	22.998 +0.079	1'28.162 1'28.312	4	0.150
5	22 A. LOWES	GBR	Kawasaki ZX-10RR	19.016 +0.011	24.260 +0.022	22.044	22.865 +0.147	1'28.185 1'28.365	5	0.180
6	21 M. RINALDI	ITA	Ducati Panigale V4 R	18.853 +0.066	24.395 +0.020	21.981 +0.146	23.138 +0.045	1'28.367 1'28.644	8	0.277
7	91 L. HASLAM	GBR	Honda CBR1000 RR-R	19.035 +0.107	24.192 +0.009	22.070 +0.106	23.110	1'28.407 1'28.629	7	0.222
8	60 M. VAN DER MARK	NED	BMW M 1000 RR	18.954 +0.128	24.284 +0.249	22.023	23.188	1'28.449 1'28.826	11	0.377
9	66 T. SYKES	GBR	BMW M 1000 RR	18.835	24.227	22.195	23.230 +0.029	1'28.487 1'28.516	6	0.029
10	44 L. MAHIAS	FRA	Kawasaki ZX-10RR	19.079	24.259	22.149 +0.032	23.246 +0.031	1'28.733 1'28.796	9	0.063
11	7 C. DAVIES	GBR	Ducati Panigale V4 R	19.173	24.535	22.225 +0.004	22.852 +0.064	1'28.785 1'28.853	12	0.068
12	55 A. LOCATELLI	ITA	Yamaha YZF R1	18.945 +0.002	24.366	22.268	23.214 +0.012	1'28.793 1'28.807	10	0.014
13	19 A. BAUTISTA	ESP	Honda CBR1000 RR-R	19.066	24.554 +0.024	22.247	23.313	1'29.180 1'29.204	13	0.024
14	47 A. BASSANI	ITA	Ducati Panigale V4 R	19.149	24.469 +0.098	22.290 +0.030	23.443 +0.112	1'29.351 1'29.591	14	0.240
15	53 T. RABAT	ESP	Ducati Panigale V4 R	19.291 +0.033	24.664	22.241	23.389 +0.181	1'29.585 1'29.799	15	0.214
16	32 I. VINALES	ESP	Kawasaki ZX-10RR	19.263 +0.138	24.586	22.593 +0.108	23.514	1'29.956 1'30.202	18	0.246
17	50 E. LAVERTY	IRL	BMW M 1000 RR	19.302 +0.057	24.789 +0.058	22.467 +0.032	23.480	1'30.038 1'30.185	17	0.147
18	94 J. FOLGER	GER	BMW M 1000 RR	19.259 +0.018	24.764 +0.031	22.672 +0.004	23.395	1'30.090 1'30.143	16	0.053
19	12 L. MOSSEY	GBR	Kawasaki ZX-10RR	19.374 +0.048	24.651 +0.002	22.586	23.692	1'30.303 1'30.353	19	0.050
20	84 L. CRESSON	BEL	Kawasaki ZX-10RR	19.596 +0.043	25.205 +0.179	22.959	23.786	1'31.546 1'31.768	20	0.222
21	23 C. PONSSON	FRA	Yamaha YZF R1	19.790	25.305 +0.017	22.863 +0.119	23.897	1'31.855 1'31.991	21	0.136
Overall Ideal Time				18.835	24.112	21.817	22.852	1'27.616		

04/07/2021

These data/results cannot be reproduced, stored and/or transmitted in whole or in part by any manner of electronic, mechanical, photocopying, recording, broadcasting or otherwise now known or herein after developed without the previous express consent by the copyright owner, except for reproduction in daily press and regular printed publications on sale to the public within 60 days of the event related to those data/results and always provided that copyright symbol appears together as follows below.

© DORNA WSBK ORGANIZATION Srl 2021

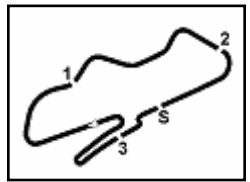
FICR PERUGIA TIMING



Official Tyre Supplier



Official Timekeeper


Prosecco DOC UK Round, 2-4 July 2021
Chronological Analysis Warm Up

Donington Park 4.023 m

1 / 3

1° 1 J. REA (1'27.904)							
Lap	Seg.1	Seg.2	Seg.3	Seg.4	Lap Time	km/h	Local Time
1		26.032	23.221	24.279		261,1	9:02'32.644
2	19.575	24.641	22.244	23.107	1'29.567	268,2	9:04'02.211
3	19.271	24.313	22.059	22.993	1'28.636	269,6	9:05'30.847
4	19.014	24.357	22.033	22.997	1'28.401	268,9	9:06'59.248
5	19.022	24.305	21.952	22.875	1'28.154	268,9	9:08'27.402
6	18.968	24.387	21.862	22.878	1'28.095	269,6	9:09'55.497
7	18.956	24.223	21.902	22.932	1'28.013	270,9	9:11'23.510
8	19.039	24.196	21.817	22.852	1'27.904	269,6	9:12'51.414
9	19.000	24.306	21.877	22.887	1'28.070	270,2	9:14'19.484
10	18.941	24.208	21.867	22.921	1'27.937	268,2	9:15'47.421

2° 54 T. RAZGATLIOGLU (1'28.012)							
Lap	Seg.1	Seg.2	Seg.3	Seg.4	Lap Time	km/h	Local Time
1		28.804	27.702	26.071	C	245,6	9:02'16.189
2	20.495	25.616	23.297	23.570	1'32.978	261,7	9:03'49.167
3	19.234	24.380	22.353	23.096	1'29.063	268,9	9:05'18.230
4	19.118	24.247	22.124	23.013	1'28.502	266,2	9:06'46.732
5	18.989	24.148	22.077	23.132	1'28.346	264,9	9:08'15.078
6	18.977	24.185	21.929	23.010	1'28.101	266,2	9:09'43.179
7	18.959	25.753	22.881	23.764	1'31.357	261,1	9:11'14.536
8	18.934	24.290	22.132	23.123	1'28.479	266,2	9:12'43.015
9	18.997	24.112	22.047	22.856	1'28.012	265,6	9:14'11.027
10	18.951	24.267	22.070	23.050	1'28.338	264,3	9:15'39.365

3° 31 G. GERLOFF (1'28.089)							
Lap	Seg.1	Seg.2	Seg.3	Seg.4	Lap Time	km/h	Local Time
1		28.126	24.243	25.323		260,4	9:01'42.815
2	20.676	25.198	22.692	23.361	1'31.927	263,0	9:03'14.742
3	19.697	24.777	22.302	23.085	1'29.861	263,6	9:04'44.603
4	19.206	24.396	22.092	22.972	1'28.666	266,2	9:06'13.269
5	18.955	24.276	21.942	23.091	1'28.264	266,9	9:07'41.533
6	18.937	24.484	22.059	23.136	1'28.616	264,9	9:09'10.149
7	19.180	24.259	22.017	23.079	1'28.535	263,6	9:10'38.684
8	18.952	24.199	21.920	23.018	1'28.089	265,6	9:12'06.773
9	20.151	29.274	23.424	23.536	1'36.385	259,2	9:13'43.158
10	21.991	24.941	22.326	23.297	1'32.555	264,9	9:15'15.713

4° 45 S. REDDING (1'28.312)							
Lap	Seg.1	Seg.2	Seg.3	Seg.4	Lap Time	km/h	Local Time
1		28.898	24.964	25.323		257,3	9:01'48.357
2	21.740	26.151	22.971	24.107	1'34.969	268,2	9:03'23.326
3	19.907	25.066	22.459	23.494	1'30.926	270,2	9:04'54.252
4	19.466	25.149	22.103	23.100	1'29.818	277,2	9:06'24.070
5	19.071	24.482	22.204	23.099	1'28.856	272,3	9:07'52.926
6	19.055	24.488	22.155	23.025	1'28.723	269,6	9:09'21.649
7	18.983	24.415	21.971	23.154	1'28.523	271,6	9:10'50.172
8	19.213	24.633	22.436	23.415	1'29.697	268,2	9:12'19.869
9	19.042	24.337	21.982	22.998	1'28.359	271,6	9:13'48.228
10	18.856	24.402	21.977	23.077	1'28.312	270,9	9:15'16.540

5° 22 A. LOWES (1'28.365)							
Lap	Seg.1	Seg.2	Seg.3	Seg.4	Lap Time	km/h	Local Time
1		29.713	27.449	25.436		250,2	9:02'18.006
2	20.200	25.228	22.841	24.819	1'33.088	267,5	9:03'51.094
3	19.319	24.333	22.133	22.988	1'28.773	271,6	9:05'19.867
4	19.287	24.485	23.201	25.582	1'32.555	272,3	9:06'52.422
5	19.242	24.522	22.072	23.077	1'28.913	267,5	9:08'21.335
6	19.103	24.260	22.167	22.998	1'28.528	268,9	9:09'49.863
7	19.027	24.282	22.044	23.012	1'28.365	269,6	9:11'18.228
8	24.100	29.037	22.657	23.508	1'39.302	265,6	9:12'57.530

9	19.017	24.394	22.114	22.891	1'28.416	266,9	9:14'25.946
10	19.016	24.307	22.216	22.865	1'28.404	266,9	9:15'54.350

6° 66 T. SYKES (1'28.516)							
Lap	Seg.1	Seg.2	Seg.3	Seg.4	Lap Time	km/h	Local Time
1		28.307	25.759	25.479		222,3	9:03'03.014
2	20.691	26.407	23.360	24.401	1'34.859	264,3	9:04'37.873
3	20.195	25.025	22.586	23.877	1'31.683	266,9	9:06'09.556
4	19.268	24.458	22.406	23.539	1'29.671	266,9	9:07'39.227
5	19.114	24.603	23.278	23.651	1'30.646	267,5	9:09'09.873
6	20.002	24.759	22.783	23.484	1'31.028	266,2	9:10'40.901
7	18.899	24.330	22.367	23.230	1'28.826	267,5	9:12'09.727
8	18.835	24.227	22.195	23.259	1'28.516	267,5	9:13'38.243
9	19.026	27.061	23.652	31.882	1'41.621	249,6	9:15'19.864

7° 91 L. HASLAM (1'28.629)							
Lap	Seg.1	Seg.2	Seg.3	Seg.4	Lap Time	km/h	Local Time
1		28.505	23.905	26.311		259,8	9:01'43.257
2	20.576	25.160	22.863	23.747	1'32.346	268,2	9:03'15.603
3	19.511	24.514	22.302	23.284	1'29.611	269,6	9:04'45.214
4	19.292	24.264	22.070	23.116	1'28.742	270,2	9:06'13.956
5	19.035	24.192	23.749	25.102	1'32.078	252,5	9:07'46.034
6	19.143	24.359	22.149	23.472	1'29.123	268,2	9:09'15.157
7	19.162	26.140	22.818	23.521	1'31.641	262,3	9:10'46.798
8	19.142	24.201	22.176	23.110	1'28.629	268,2	9:12'15.427
9	19.232	26.640	25.051	23.439	1'34.362	193,2	9:13'49.789
10	19.159	24.275	22.126	23.244	1'28.804	268,2	9:15'18.593

8° 21 M. RINALDI (1'28.644)							
Lap	Seg.1	Seg.2	Seg.3	Seg.4	Lap Time	km/h	Local Time
1		27.390	24.882	26.850		256,1	9:02'31.064
2	25.626	27.460	24.896	29.027	1'47.009P	242,8	9:04'18.073
3	1'56.866	25.616	22.876	23.559	3'08.917P	270,2	9:07'26.990
4	19.180	25.190	22.331	23.356	1'30.057	273,0	9:08'57.047
5	19.090	24.671	22.217	23.177	1'29.155	273,0	9:10'26.202
6	18.919	24.415	22.127	23.183	1'28.644	273,7	9:11'54.846
7	18.853	24.395	21.981	23.564	1'28.793	273,7	9:13'23.639
8	18.890	24.550	22.852	24.190	1'30.482	270,2	9:14'54.121
9	18.949	24.410	22.205	23.138	1'28.702	271,6	9:16'22.823

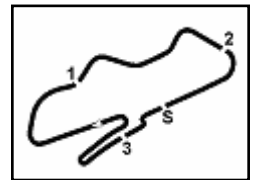
9° 44 L. MAHIAS (1'28.796)							
Lap	Seg.1	Seg.2	Seg.3	Seg.4	Lap Time	km/h	Local Time
1		28.054	25.499	26.376		250,7	9:02'15.704
2	20.362	26.424	23.284	24.178	1'34.248	256,7	9:03'49.952
3	19.385	24.513	22.290	23.563	1'29.751	257,3	9:05'19.703
4	19.314	24.425	23.417	25.327	1'32.483	260,4	9:06'52.186
5	19.765	24.491	22.149	23.338	1'29.743	261,7	9:08'21.929
6	19.079	24.259	22.181	23.277	1'28.796	260,4	9:09'50.725
7	19.207	24.575	22.247	23.516	1'29.545	261,7	9:11'20.270
8	19.360	24.724	22.308	23.454	1'29.846	256,7	9:12'50.116
9	21.182	24.578	22.334	23.439	1'31.533	257,3	9:14'21.649
10	19.247	24.468	22.220	23.246	1'29.181	258,6	9:15'50.830

10° 55 A. LOCATELLI (1'28.807)							
Lap	Seg.1	Seg.2	Seg.3	Seg.4	Lap Time	km/h	Local Time
1		27.946	25.087	25.764		234,4	9:02'15.123
2	20.644	25.862	23.183	27.418	1'37.107P	263,6	9:03'52.230
3	3'00.362	25.988	27.586	23.843	4'17.779P	172,8	9:08'10.009
4	19.234	24.398	22.356	23.256	1'29.244	265,6	9:09'39.253
5	19.949	24.844	25.495	25.125	1'35.413	204,2	9:11'14.666
6	19.173	24.478	22.327	23.293	1'29.271	269,6	9:12'43.937
7	18.947	24.366	22.268	23.226	1'28.807	270,2	9:14'12.744

04/07/2021 P = Pits In/Out - C = Lap Time Cancelled

These data/results cannot be reproduced, stored and/or transmitted in whole or in part by any manner of electronic, mechanical, photocopying, recording, broadcasting or otherwise now known or herein after developed without the previous express consent by the copyright owner, except for reproduction in daily press and regular printed publications on sale to the public within 60 days of the event related to those data/results and always provided that copyright symbol appears together as follows below.

© DORNA WSBK ORGANIZATION Srl 2021



Prosecco DOC UK Round, 2-4 July 2021 Chronological Analysis Warm Up

Donington Park 4.023 m

2 / 3

8 **18.945** 24.380 22.344 **23.214** 1'28.883 268,9 9:15'41.627

7 19.354 24.966 22.427 **23.389** 1'30.136 274,4 9:10'58.558
8 19.382 24.859 22.530 27.498 1'34.269 271,6 9:12'32.827
9 **19.291** 24.898 22.515 27.129 1'33.833 273,7 9:14'06.660
10 19.324 **24.664** **22.241** 23.570 **1'29.799** **275,8** 9:15'36.459

11° 60 M. VAN DER MARK (1'28.826)

Lap	Seg.1	Seg.2	Seg.3	Seg.4	Lap Time	km/h	Local Time
1		27.728	23.694	28.436		262,3	9:01'44.699
2	20.215	25.096	22.738	23.892	1'31.941	261,7	9:03'16.640
3	19.566	24.591	22.107	23.504	1'29.768	270,9	9:04'46.408
4	19.175	24.367	22.133	23.312	1'28.987	270,2	9:06'15.395
5	19.082	24.533	22.023	23.188	1'28.826	270,9	9:07'44.221
6	18.954	24.705	22.303	23.545	1'29.507	268,9	9:09'13.728
7	19.115	24.442	22.151	23.306	1'29.014	269,6	9:10'42.742
8	19.032	24.284	22.295	23.489	1'29.100	268,2	9:12'11.842
9	19.028	24.494	22.284	26.310	1'32.116	266,9	9:13'43.958
10	19.062	24.606	22.120	23.316	1'29.104	268,2	9:15'13.062

16° 94 J. FOLGER (1'30.143)

Lap	Seg.1	Seg.2	Seg.3	Seg.4	Lap Time	km/h	Local Time
1		28.485	24.106	25.637		256,1	9:01'43.661
2	20.583	25.440	22.948	23.784	1'32.755	262,3	9:03'16.416
3	19.637	25.180	22.805	40.464	1'48.086	261,1	9:05'04.502
4	20.759	25.384	23.142	24.161	1'33.446	259,2	9:06'37.948
5	19.463	24.832	22.952	23.645	1'30.892	260,4	9:08'08.840
6	19.277	24.795	22.676	23.395	1'30.143	260,4	9:09'38.983
7	22.043	27.884	23.612	32.520	1'46.059	257,9	9:11'25.042
8	19.259	24.764	22.672	23.480	1'30.175	262,3	9:12'55.217
9	19.564	28.087	23.519	24.024	1'35.194	260,4	9:14'30.411
10	20.836	26.048	23.162	26.553	1'36.599	257,3	9:16'07.010

12° 7 C. DAVIES (1'28.853)

Lap	Seg.1	Seg.2	Seg.3	Seg.4	Lap Time	km/h	Local Time
1		28.620	25.086	25.290		253,7	9:02'26.524
2	20.783	25.818	23.634	23.706	1'33.941	268,9	9:04'00.465
3	19.715	25.250	22.843	23.235	1'31.043	268,9	9:05'31.508
4	19.666	25.415	23.035	23.706	1'31.822	269,6	9:07'03.330
5	19.300	24.767	22.314	22.852	1'29.233	269,6	9:08'32.563
6	19.173	24.535	22.229	22.916	1'28.853	270,9	9:10'01.416
7	19.258	26.098	23.660	25.094	1'34.110	252,5	9:11'35.526
8	19.218	24.876	22.574	23.902	1'30.570	268,9	9:13'06.096
9	19.195	24.678	22.322	22.967	1'29.162	270,2	9:14'35.258
10	19.246	24.583	22.225	22.904	1'28.958	271,6	9:16'04.216

17° 50 E. LAVERTY (1'30.185)

Lap	Seg.1	Seg.2	Seg.3	Seg.4	Lap Time	km/h	Local Time
1		29.390	24.708	25.633		249,0	9:01'49.353
2	20.807	25.592	23.035	23.965	1'33.399	268,9	9:03'22.752
3	19.834	25.168	22.676	23.662	1'31.340	267,5	9:04'54.092
4	19.459	25.116	22.678	23.588	1'30.841	266,9	9:06'24.933
5	19.421	24.928	22.486	23.550	1'30.385	269,6	9:07'55.318
6	19.359	24.847	22.499	23.480	1'30.185	268,2	9:09'25.503
7	19.461	24.830	22.567	23.515	1'30.373	267,5	9:10'55.876
8	19.408	24.965	26.183	24.642	1'35.198	225,1	9:12'31.074
9	19.353	25.337	22.606	23.487	1'30.783	263,6	9:14'01.857
10	19.302	24.789	22.467	31.042	1'37.600	267,5	9:15'39.457

13° 19 A. BAUTISTA (1'29.204)

Lap	Seg.1	Seg.2	Seg.3	Seg.4	Lap Time	km/h	Local Time
1		28.129	24.031	25.567		261,1	9:01'57.102
2	20.435	25.578	22.793	23.858	1'32.664	270,2	9:03'29.766
3	19.623	25.035	22.564	23.741	1'30.963	269,6	9:05'00.729
4	19.347	24.833	22.424	23.696	1'30.300	269,6	9:06'31.029
5	19.366	24.743	22.440	23.815	1'30.364	270,9	9:08'01.393
6	19.185	24.655	22.373	23.369	1'29.582	271,6	9:09'30.975
7	19.142	24.641	22.275	23.467	1'29.555	269,6	9:11'00.530
8	19.066	24.578	22.247	23.313	1'29.204	270,2	9:12'29.734
9	24.622	25.500	22.570	23.619	1'36.311	272,3	9:14'06.045
10	19.228	24.554	22.277	23.598	1'29.657	269,6	9:15'35.702

18° 32 I. VINALES (1'30.202)

Lap	Seg.1	Seg.2	Seg.3	Seg.4	Lap Time	km/h	Local Time
1		27.868	24.120	25.673		254,3	9:01'43.844
2	20.576	25.415	23.201	24.137	1'33.329	253,7	9:03'17.173
3	19.791	24.844	22.756	23.734	1'31.125	256,7	9:04'48.298
4	19.820	26.045	25.867	25.629	1'37.361	256,1	9:06'25.659
5	19.410	24.832	22.669	23.876	1'30.787	259,2	9:07'56.446
6	19.476	24.684	22.625	23.598	1'30.383	262,3	9:09'26.829
7	19.435	24.732	22.593	23.581	1'30.341	259,2	9:10'57.170
8	19.542	24.694	25.041	25.152	1'34.429	251,9	9:12'31.599
9	19.263	25.289	24.057	27.260	1'35.869	257,9	9:14'07.468
10	19.401	24.586	22.701	23.514	1'30.202	261,1	9:15'37.670

14° 47 A. BASSANI (1'29.591)

Lap	Seg.1	Seg.2	Seg.3	Seg.4	Lap Time	km/h	Local Time
1		28.274	24.293	25.570		254,3	9:01'57.233
2	20.479	25.617	22.728	23.881	1'32.705	270,9	9:03'29.938
3	19.764	24.890	22.560	23.731	1'30.945	264,9	9:05'00.883
4	19.445	24.718	22.429	23.703	1'30.295	266,9	9:06'31.178
5	19.427	24.684	22.343	23.973	1'30.427	273,0	9:08'01.605
6	19.168	24.549	22.344	23.541	1'29.602	272,3	9:09'31.207
7	19.149	24.567	22.320	23.555	1'29.591	270,9	9:11'00.798
8	19.243	24.469	22.386	23.511	1'29.609	270,2	9:12'30.407
9	19.596	27.353	22.683	24.747	1'34.379	268,2	9:14'04.786
10	19.316	24.542	22.290	23.443	1'29.591	270,2	9:15'34.377

19° 12 L. MOSSEY (1'30.353)

Lap	Seg.1	Seg.2	Seg.3	Seg.4	Lap Time	km/h	Local Time
1		29.219	24.527	25.818		235,9	9:01'49.668
2	20.824	26.461	23.547	24.152	1'34.984	247,9	9:03'24.652
3	19.907	25.042	22.780	23.895	1'31.624	261,7	9:04'56.276
4	19.561	24.980	23.691	24.096	1'32.328	245,6	9:06'28.604
5	19.422	24.653	22.586	23.692	1'30.353	262,3	9:07'58.957
6	22.714	25.938	25.551	27.048	1'41.251	211,8	9:09'40.208
7	19.809	29.462	28.024	24.054	1'41.349	153,4	9:11'21.557
8	20.282	27.677	24.979	23.981	1'36.919	217,4	9:12'58.476
9	19.374	24.651	22.701	23.721	1'30.447	261,7	9:14'28.923
10	22.003	28.299	22.824	23.765	1'36.891	263,0	9:16'05.814

15° 53 T. RABAT (1'29.799)

Lap	Seg.1	Seg.2	Seg.3	Seg.4	Lap Time	km/h	Local Time
1		28.922	24.940	25.605		254,9	9:01'48.852
2	21.390	26.499	23.608	24.502	1'35.999	268,2	9:03'24.851
3	20.056	25.116	22.905	23.595	1'31.672	256,7	9:04'56.523
4	19.663	25.008	22.597	23.569	1'30.837	272,3	9:06'27.360
5	19.565	25.137	22.611	23.438	1'30.751	271,6	9:07'58.111
6	19.440	24.912	22.484	23.475	1'30.311	273,0	9:09'28.422

20° 84 L. CRESSON (1'31.768)

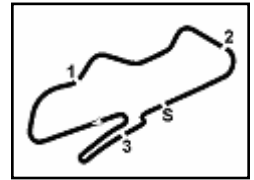
Lap	Seg.1	Seg.2	Seg.3	Seg.4	Lap Time	km/h	Local Time
1		26.610	23.669	24.562		255,5	9:02'34.560
2	20.124	25.700	23.298	23.967	1'33.089	256,7	9:04'07.649
3	20.051	25.455	24.963	24.685	1'35.154	256,7	9:05'42.803

04/07/2021 P = Pits In/Out - C = Lap Time Cancelled

These data/results cannot be reproduced, stored and/or transmitted in whole or in part by any manner of electronic, mechanical, photocopying, recording, broadcasting or otherwise now known or herein after developed without the previous express consent by the copyright owner, except for reproduction in daily press and regular printed publications on sale to the public within 60 days of the event related to those data/results and always provided that copyright symbol appears together as follows below.

© DORNA WSBK ORGANIZATION Srl 2021





Donington Park 4.023 m

3 / 3

Prosecco DOC UK Round, 2-4 July 2021

Chronological Analysis Warm Up

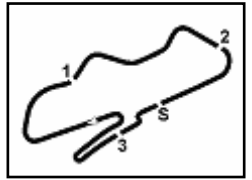
4	19.857	25.616	23.152	23.954	1'32.579	255,5	9:07'15.382
5	19.596	25.523	23.117	24.043	1'32.279	252,5	9:08'47.661
6	19.639	25.384	22.959	23.786	1'31.768	256,7	9:10'19.429
7	19.657	25.566	23.133	23.949	1'32.305	256,1	9:11'51.734
8	19.653	25.308	22.982	23.905	1'31.848	255,5	9:13'23.582
9	19.750	25.205	23.013	23.817	1'31.785	256,1	9:14'55.367
10	19.644	27.514	23.668	25.139	1'35.965	249,6	9:16'31.332

21° 23 C. PONSSON (1'31.991)							
Lap	Seg.1	Seg.2	Seg.3	Seg.4	Lap Time	km/h	Local Time
1		29.261	25.713	29.277		241,2	9:01'59.409
2	2'48.083	27.438	24.864	25.448	4'05.833P	256,1	9:06'05.242
3	20.676	25.926	23.781	26.252	1'36.635	256,7	9:07'41.877
4	20.222	25.633	23.620	24.305	1'33.780	261,7	9:09'15.657
5	19.898	25.352	23.020	25.248	1'33.518	264,9	9:10'49.175
6	20.119	25.350	22.863	23.986	1'32.318	264,9	9:12'21.493
7	19.790	25.322	22.982	23.897	1'31.991	262,3	9:13'53.484
8	19.807	25.305	22.926	24.021	1'32.059	258,6	9:15'25.543

04/07/2021 P = Pits In/Out - C = Lap Time Cancelled

These data/results cannot be reproduced, stored and/or transmitted in whole or in part by any manner of electronic, mechanical, photocopying, recording, broadcasting or otherwise now known or herein after developed without the previous express consent by the copyright owner, except for reproduction in daily press and regular printed publications on sale to the public within 60 days of the event related to those data/results and always provided that copyright symbol appears together as follows below.

© DORNA WSBK ORGANIZATION Srl 2021



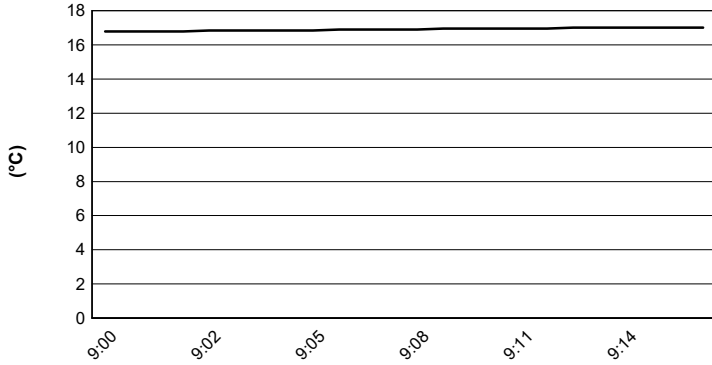
Donington Park 4.023 m

Prosecco DOC UK Round, 2-4 July 2021

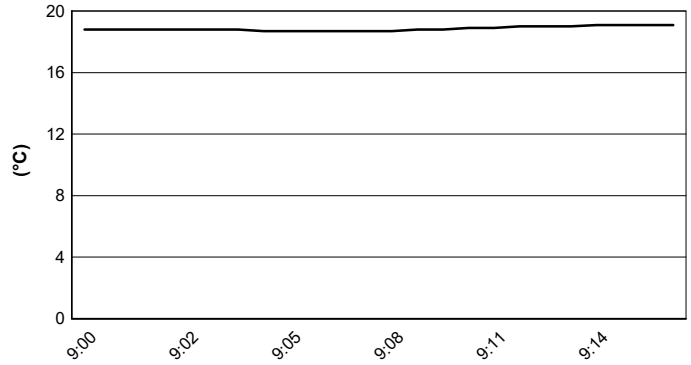
Weather Report Warm Up

Session started 09:00 - Session ended 9:16

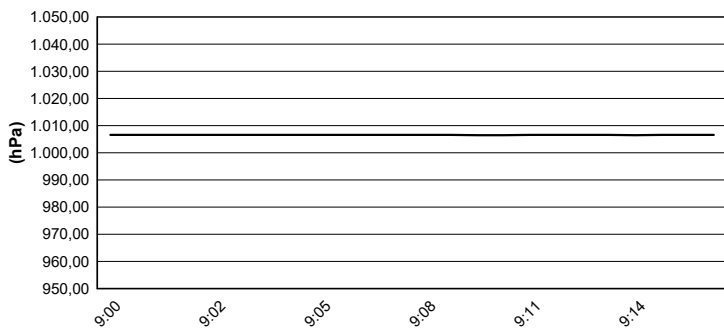
Air Temperature



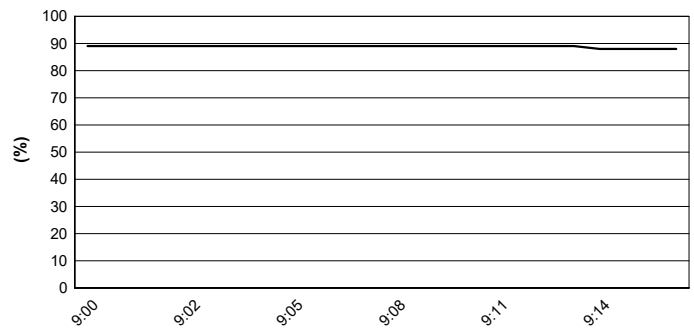
Track Temperature



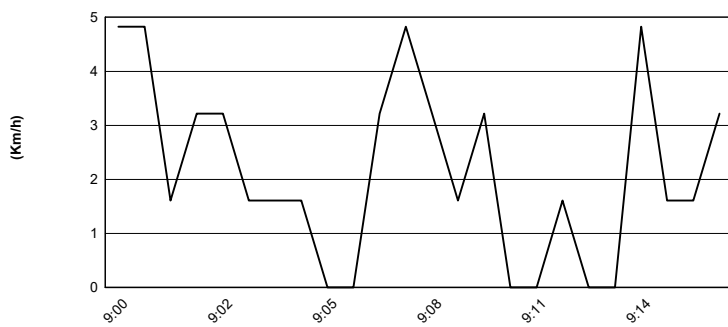
Air Pressure



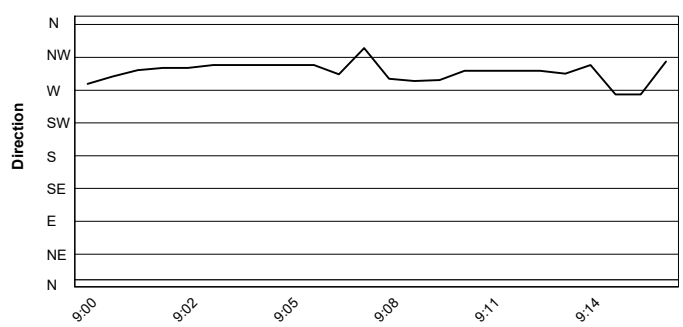
Humidity



Wind Speed



Wind Direction



04/07/2021

These data/results cannot be reproduced, stored and/or transmitted in whole or in part by any manner of electronic, mechanical, photocopying, recording, broadcasting or otherwise now known or herein after developed without the previous express consent by the copyright owner, except for reproduction in daily press and regular printed publications on sale to the public within 60 days of the event related to those data/results and always provided that copyright symbol appears together as follows below.

© DORNA WSBK ORGANIZATION Srl 2021