

Gaerne Estoril Round, 28-30 May 2021 Results Race 2

Laps 21 = 87,822 Km - Time of Race 34'13.197 - Avg. 153,984 km/h

Circuito Estoril 4.182 m

1 / 2

Pos	Grid	No. Rider	Nat	Team	Bike	Class	LL	Gap	Rel.	Fastest Lap	Speed	Qualifying	Speed
1	1	1 J. REA	GBR	Kawasaki Racing Team WorldSBK	Kawasaki ZX-10RR		21			1'37.190	323,4	1'35.876	319,5
2	9	7 C. DAVIES	GBR	Team GoEleven	Ducati Panigale V4 R	IND	21	2.787	2.787	1'37.231	325,3	1'37.422	320,5
3	2	54 T. RAZGATLIOGLU	TUR	Pata Yamaha with BRIXX WorldSBK	Yamaha YZF R1		21	9.484	6.697	1'37.208	318,6	1'36.164	317,6
4	6	22 A. LOWES	GBR	Kawasaki Racing Team WorldSBK	Kawasaki ZX-10RR		21	12.401	2.917	1'37.437	320,5	1'37.049	321,4
5	12	55 A. LOCATELLI	ITA	Pata Yamaha with BRIXX WorldSBK	Yamaha YZF R1		21	14.011	1.610	1'37.726	319,5	1'37.031	321,4
6	14	60 M. VAN DER MARK	NED	BMW Motorrad WorldSBK Team	BMW M 1000 RR		21	15.189	1.178	1'37.855	318,6	1'37.193	319,5
7	18	19 A. BAUTISTA	ESP	Team HRC	Honda CBR1000 RR-R		21	15.899	0.710	1'37.927	327,3	1'37.731	326,3
8	7	66 T. SYKES	GBR	BMW Motorrad WorldSBK Team	BMW M 1000 RR		21	21.628	5.729	1'38.070	319,5	1'36.369	317,6
9	8	50 E. LAVERTY	IRL	RC Squadra Corse	BMW M 1000 RR	IND	21	23.257	1.629	1'38.025	323,4	1'37.266	321,4
10	11	53 T. RABAT	ESP	Barni Racing Team	Ducati Panigale V4 R	IND	21	25.344	2.087	1'38.255	322,4	1'36.892	325,3
11	17	47 A. BASSANI	ITA	Motocorsa Racing	Ducati Panigale V4 R	IND	21	26.525	1.181	1'38.195	322,4	1'37.657	321,4
12	15	91 L. HASLAM	GBR	Team HRC	Honda CBR1000 RR-R		21	28.227	1.702	1'38.216	323,4	1'37.399	326,3
13	16	3 K. NOZANE	JPN	GRT Yamaha WorldSBK Team	Yamaha YZF R1	IND	21	29.878	1.651	1'38.346	315,8	1'37.611	315,8
14	10	44 L. MAHIAS	FRA	Kawasaki Puccetti Racing	Kawasaki ZX-10RR	IND	21	38.911	9.033	1'38.641	314,0	1'36.863	314,0
15	19	32 I. VINALES	ESP	Orelac Racing VerdNatura	Kawasaki ZX-10RR	IND	21	39.128	0.217	1'38.879	316,7	1'38.512	315,8
16	P 3	45 S. REDDING	GBR	Aruba.it Racing - Ducati	Ducati Panigale V4 R		21	44.162	5.034	1'37.291	322,4	1'36.047	324,3
17	20	23 C. PONSSON	FRA	Alstare Yamaha	Yamaha YZF R1	IND	21	1'03.983	19.821	1'40.163	314,0	1'38.854	316,7
18	21	84 L. CRESSON	BEL	TPR Team Pedercini Racing	Kawasaki ZX-10RR	IND	21	1'07.458	3.475	1'40.191	311,2	1'40.008	313,0
-----Not Classified-----													
RET	22	76 S. CAVALIERI	ITA	TPR Team Pedercini Racing	Kawasaki ZX-10RR	IND	17	4 Laps		1'40.211	304,2	1'40.288	304,2
RET	13	94 J. FOLGER	GER	Bonovo MGM Racing	BMW M 1000 RR	IND	2	19 Laps		1'39.077	319,5	1'37.128	319,5
RET	5	21 M. RINALDI	ITA	Aruba.it Racing - Ducati	Ducati Panigale V4 R		1	20 Laps			312,1	1'36.532	321,4
RET	4	31 G. GERLOFF	USA	GRT Yamaha WorldSBK Team	Yamaha YZF R1	IND	1	20 Laps			323,4	1'36.350	317,6

AIR	Humidity:	59%	Temp:	24°C
TRACK	Condition:	Dry	Temp:	43°C

Records	Pole (SP)	2021	J.Rea	1'35.876	157,03 Km/h
	Race (SPRC)	2020	T.Razgatliloglu	1'36.594	155,86 Km/h
	All Times (SP)	2021	J.Rea	1'35.876	157,03 Km/h
Race Fastest Lap		Lap 11	J.Rea	1'37.190	154,90 Km/h

LAP LEADERS				
No. Rider	From	To	Laps	Total
45 S. REDDING	1	14	14	14
1 J. REA	15	21	7	7

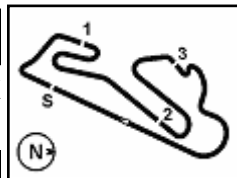
TOTAL LEADER LAPS	
No. Rider	Laps
45 S. REDDING	50
1 J. REA	42
54 T. RAZGATLIOGLU	6

N.45 (Redding S.) has been penalized by 6 secs

Start 14:00 End 14:36 The results are provisional until the end of the time limit for protests and appeals and the completion of the technical checks.

These data/results cannot be reproduced, stored and/or transmitted in whole or in part by any manner of electronic, mechanical, photocopying, recording, broadcasting or otherwise now known or herein after developed without the previous express consent by the copyright owner, except for reproduction in daily press and regular printed publications on sale to the public within 60 days of the event related to those data/results and always provided that copyright symbol appears together as follows below.

© DORNA WSBK ORGANIZATION Srl 2021



Gaerne Estoril Round, 28-30 May 2021 Results Race 2

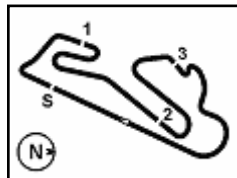
Race Highlights

Time	No. Rider	Description
13.58.02		Warm-up Lap Start
14.00.42		Start
14.03.13	31 Gerloff	Crashed - Turn 6
14.03.13	21 Rinaldi	Crashed - Turn 6
14.04.02	31 Gerloff	Not Actively Competing
14.04.04	21 Rinaldi	Not Actively Competing
14.04.39		Incident Involving 21 and 31 will be investigated after the race
14.05.05	54 Razgatlioglu	Double Long Lap Penalty - Jump Start
14.06.11	94 Folger	Technical Problem - Turn 10
14.08.30	94 Folger	Not Actively Competing
14.23.37		2/3 of Race Distance Completed
14.24.01	45 Redding	Crashed - Turn 4
14.24.24	45 Redding	Re-joined
14.29.25	76 Cavalieri	Entered Pits
14.30.00	76 Cavalieri	Retired
14.36.00		End Of Session

30/05/2021 Start End The results are provisional until the end of the time limit for protests and appeals and the completion of the technical checks.

These data/results cannot be reproduced, stored and/or transmitted in whole or in part by any manner of electronic, mechanical, photocopying, recording, broadcasting or otherwise now known or herein after developed without the previous express consent by the copyright owner, except for reproduction in daily press and regular printed publications on sale to the public within 60 days of the event related to those data/results and always provided that copyright symbol appears together as follows below.

© DORNA WSBK ORGANIZATION Srl 2021



Circuito Estoril 4.182 m

Gaerne Estoril Round, 28-30 May 2021 Championship Standings

1 / 2

Points	Points From First	Points From Previous	May 23		May 30		June 13		July 4		July 25		August 8		August 22		September 5		September 19		September 26		October 3		October 16		November 14	
			ARAGON	ESTORIL	MISANO	DONINGTON	ASSEN	MOST	NAVARRA	MAGNY-COURS	BARCELONA	JEREZ	PORTIMAO	VILLICUM	MANDALIKA													
1	REA Jonathan (GBR)	110	25	20	16	25																						
2	RAZGATLIOGLU Toprak (TUR)	75	35	16	10	20	16																					
3	REDDING Scott (GBR)	72	38	3	13	25	25																					
4	LOWES Alex (GBR)	62	48	10	20	16	13																					
5	DAVIES Chaz (GBR)	48	62	14	11	10	20																					
6	GERLOFF Garrett (USA)	42	68	6	7	9	13																					
7	VAN DER MARK Michael (NED)	40	70	2	5	11	9	10																				
8	SYKES Tom (GBR)	36	74	4	10	13	2	8																				
9	LOCATELLI Andrea (ITA)	30	80	6	6	7	6	11																				
10	RINALDI Michael Ruben (ITA)	25	85	5	9	11	5																					
11	BAUTISTA Alvaro (ESP)	25	85	0	5	8	9																					
12	HASLAM Leon (GBR)	16	94	9	8	4	4																					
13	BASSANI Axel (ITA)	16	94	0	4	2	5	5																				
14	RABAT Tito (ESP)	13	97	3		7	6																					
15	MAHIAS Lucas (FRA)	12	98	1	1	6	3	2																				
16	NOZANE Kohta (JPN)	11	99	1	2	4	1	3																				
17	LAVERTY Eugene (IRL)	9	101	2		7	2																					
18	FOLGER Jonas (GER)	8	102	1	8																							
19	VINALES Isaac (ESP)	7	103	1	3	3	1																					
20	PONSSON Christophe (FRA)	1	109	6	1																							

30/05/2021

These data/results cannot be reproduced, stored and/or transmitted in whole or in part by any manner of electronic, mechanical, photocopying, recording, broadcasting or otherwise now known or herein after developed without the previous express consent by the copyright owner, except for reproduction in daily press and regular printed publications on sale to the public within 60 days of the event related to those data/results and always provided that copyright symbol appears together as follows below.

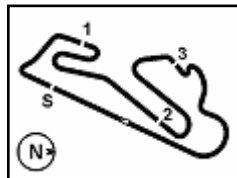
© DORNA WSBK ORGANIZATION Srl 2021

FICR PERUGIA TIMING


Official Tyre Supplier



Official Timekeeper


**Gaerne Estoril Round, 28-30 May 2021
Championship Standings**

	Points	Points From First	Points From Previous	May 23	May 30	June 13	July 4	July 25	August 8	August 22	September 5	September 19	September 26	October 3	October 16	November 14	
				ARAGON	ESTORIL	MISANO	DONINGTON	ASSEN	MOST	NAVARRA	MAGNY-COURS	BARCELONA	JEREZ	PORTIMAO	VILLICUM	MANDALIKA	
Independent Riders																	
1 DAVIES Chaz (GBR)	48			11 6	10 1	20 1											
2 GERLOFF Garrett (USA)	42 6			7 9 7	13 6												
3 BASSANI Axel (ITA)	16 32 26			4 2	5 5												
4 RABAT Tito (ESP)	13 35 3				7 6												
5 MAHIAS Lucas (FRA)	12 36 1			1 6	3 2												
6 NOZANE Kohta (JPN)	11 37 1			2 4 1	1 3												
7 LAVERTY Eugene (IRL)	9 39 2				7 2												
8 FOLGER Jonas (GER)	8 40 1			8													
9 VINALES Isaac (ESP)	7 41 1			3 3	1												
10 PONSSON Christophe (FRA)	1 47 6			1													

30/05/2021

These data/results cannot be reproduced, stored and/or transmitted in whole or in part by any manner of electronic, mechanical, photocopying, recording, broadcasting or otherwise now known or herein after developed without the previous express consent by the copyright owner, except for reproduction in daily press and regular printed publications on sale to the public within 60 days of the event related to those data/results and always provided that copyright symbol appears together as follows below.

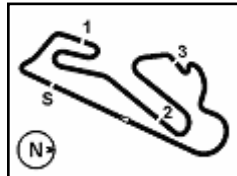
© DORNA WSBK ORGANIZATION Srl 2021

FICR PERUGIA TIMING


Official Tyre Supplier



Official Timekeeper



Circuito Estoril 4.182 m

Gaerne Estoril Round, 28-30 May 2021
Lap Chart Race 2

1 / 4

	Lap																				
	1	2	3	4	5	6	7	8	9	10	11	12	13	14	15	16	17	18	19	20	21
1	45	45	45	45	45	45	45	45	45	45	45	45	45	45	1	1	1	1	1	1	1
2	21	54	54	54	1	1	1	1	1	1	1	1	1	1	1	7	7	7	7	7	7
3	54	1	1	1	7	7	7	7	7	7	7	7	7	7	54	54	54	54	54	54	54
4	31	50	50	7	54	22	22	22	54	54	54	54	54	54	22	22	22	22	22	22	22
5	50	22	22	22	22	55	54	54	22	22	22	22	22	22	55	55	55	55	55	55	55
6	1	7	7	50	55	54	55	55	55	55	55	55	55	55	60	60	60	60	60	60	60
7	22	55	55	55	50	60	60	60	60	60	60	60	60	60	19	19	19	19	19	19	19
8	7	66	66	60	60	50	50	50	19	19	19	19	19	19	50	50	66	66	66	66	66
9	55	60	60	66	66	66	19	19	50	50	50	50	50	50	66	66	50	50	50	50	50
10	53	53	53	19	19	19	66	66	66	66	66	66	66	66	53	53	53	53	53	53	53
11	66	19	19	53	53	53	53	53	53	53	53	53	53	53	47	47	47	47	47	47	47
12	60	3	3	3	3	3	3	3	3	47	47	47	47	47	3	91	91	91	91	91	91
13	3	47	47	47	47	47	47	47	47	3	3	3	3	3	91	3	3	3	3	3	3
14	19	94	91	91	91	91	91	91	91	91	91	91	91	91	32	32	32	32	44	44	45
15	44	91	44	32	32	32	32	32	32	32	32	32	32	32	44	44	44	44	32	45	44
16	94	44	32	44	44	44	44	44	44	44	44	44	44	44	45	45	45	45	45	32	32
17	47	32	23	23	23	23	23	23	23	23	23	23	23	23	23	23	23	23	23	23	23
18	91	23	84	84	84	84	84	84	84	84	84	84	84	84	84	84	84	84	84	84	84
19	32	84	76	76	76	76	76	76	76	76	76	76	76	76	76	76	76	76	76	76	76
20	23	76																			
21	84																				
22	76																				

Final Result		
1	1 J. REA	Laps 21
2	7 C. DAVIES	2.787
3	54 T. RAZGATLIOGLU	9.484
4	22 A. LOWES	12.401
5	55 A. LOCATELLI	14.011
6	60 M. VAN DER MARK	15.189
7	19 A. BAUTISTA	15.899
8	66 T. SYKES	21.628
9	50 E. LAVERTY	23.257
10	53 T. RABAT	25.344
11	47 A. BASSANI	26.525
12	91 L. HASLAM	28.227
13	3 K. NOZANE	29.878
14	44 L. MAHIAS	38.911
15	32 I. VINALES	39.128
16	45 S. REDDING (P)	44.162
17	23 C. PONSSON	1'03.983
18	84 L. CRESSON	1'07.458
RET	76 S. CAVALIERI	4 Laps
RET	94 J. FOLGER	19 Laps
RET	21 M. RINALDI	20 Laps
RET	31 G. GERLOFF	20 Laps

30/05/2021

These data/results cannot be reproduced, stored and/or transmitted in whole or in part by any manner of electronic, mechanical, photocopying, recording, broadcasting or otherwise now known or herein after developed without the previous express consent by the copyright owner, except for reproduction in daily press and regular printed publications on sale to the public within 60 days of the event related to those data/results and always provided that copyright symbol appears together as follows below.

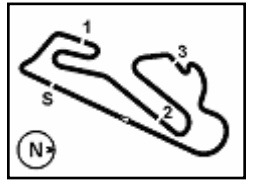
© DORNA WSBK ORGANIZATION Srl 2021

FCR PERIGIA TIMING


Official Tyre Supplier



Official Timekeeper



Circuito Estoril 4.182 m

2 / 4

Gaerne Estoril Round, 28-30 May 2021

Lap Chart Race 2

Lap 1			Lap 2			Lap 3			Lap 4			Lap 5			Lap 6			Lap 7			Lap 8			Lap 9			Lap 10			Lap 11			Lap 12			Lap 13			Lap 14		
1	45	S.Redding	1'41.690	1	45	S.Redding	3'19.300	1	45	S.Redding	4'56.913	1	45	S.Redding	6'34.498	1	45	S.Redding	11'26.557	1	45	S.Redding	13'03.942	1	45	S.Redding	14'41.396	1	45	S.Redding	16'18.753	1	45	S.Redding	17'56.248						
2	21	M.Rinaldi	0.058	2	54	T.Razgatioglu	0.183	2	54	T.Razgatioglu	0.105	2	54	T.Razgatioglu	0.170	2	1	J.Rea	0.901	2	1	J.Rea	0.805	2	1	J.Rea	0.743	2	1	J.Rea	0.664	2	1	J.Rea	0.359						
3	54	T.Razgatioglu	0.585	3	1	J.Rea	1.208	3	1	J.Rea	1.148	3	1	J.Rea	0.871	3	7	C.Davies	1.887	3	7	C.Davies	1.509	3	7	C.Davies	1.264	3	7	C.Davies	1.002	3	3	K.Nozone	2.417						
4	31	G.Gerloff	0.670	4	50	E.Lavery	1.413	4	50	E.Lavery	1.825	4	50	E.Lavery	1.763	4	91	L.Haslam	2.160	4	91	L.Haslam	1.610	4	22	A.Lowes	1.187	4	22	A.Lowes	0.805	4	54	T.Razgatioglu	6.633						
5	50	E.Lavery	0.942	5	22	A.Lowes	1.527	5	22	A.Lowes	1.861	5	22	A.Lowes	1.615	5	54	T.Razgatioglu	3.823	5	54	T.Razgatioglu	3.100	5	54	T.Razgatioglu	2.164	5	54	T.Razgatioglu	1.518	5	54	T.Razgatioglu	5.646						
6	1	J.Rea	1.021	6	7	C.Davies	1.725	6	7	C.Davies	1.926	6	7	C.Davies	1.926	6	44	L.Mahias	4.587	6	44	L.Mahias	3.100	6	44	L.Mahias	2.164	6	60	M.van der Mark	6.581	6	60	M.van der Mark	6.581						
7	22	A.Lowes	1.312	7	55	A.Locatelli	2.235	7	55	A.Locatelli	2.635	7	55	A.Locatelli	2.635	7	23	C.Ponsson	5.498	7	23	C.Ponsson	4.412	7	23	C.Ponsson	3.206	7	60	M.van der Mark	8.739	7	60	M.van der Mark	8.739						
8	7	C.Davies	1.525	8	66	T.Sykes	3.154	8	66	T.Sykes	3.652	8	66	T.Sykes	3.652	8	50	E.Lavery	6.563	8	50	E.Lavery	5.983	8	50	E.Lavery	4.948	8	50	E.Lavery	3.097	8	50	E.Lavery	3.097						
9	55	A.Locatelli	1.807	9	60	M.van der Mark	3.680	9	60	M.van der Mark	3.680	9	60	M.van der Mark	3.680	9	66	T.Sykes	6.733	9	66	T.Sykes	6.733	9	66	T.Sykes	5.707	9	66	T.Sykes	9.174	9	66	T.Sykes	9.174						
10	53	T.Rabat	2.381	10	53	T.Rabat	3.858	10	53	T.Rabat	4.500	10	53	T.Rabat	4.500	10	19	A.Bautista	5.498	10	19	A.Bautista	4.948	10	19	A.Bautista	4.948	10	19	A.Bautista	11.039	10	19	A.Bautista	11.039						
11	66	T.Sykes	2.694	11	19	A.Bautista	3.899	11	19	A.Bautista	4.549	11	19	A.Bautista	4.549	11	53	T.Rabat	6.746	11	53	T.Rabat	6.746	11	53	T.Rabat	5.968	11	53	T.Rabat	11.039	11	53	T.Rabat	11.039						
12	60	M.van der Mark	2.771	12	3	K.Nozone	4.283	12	3	K.Nozone	5.041	12	3	K.Nozone	5.041	12	3	K.Nozone	8.272	12	3	K.Nozone	8.272	12	3	K.Nozone	7.182	12	3	K.Nozone	11.041	12	3	K.Nozone	11.041						
13	3	K.Nozone	3.131	13	47	A.Bassani	4.631	13	47	A.Bassani	5.213	13	47	A.Bassani	5.213	13	47	A.Bassani	8.821	13	47	A.Bassani	8.821	13	47	A.Bassani	6.603	13	47	A.Bassani	11.450	13	47	A.Bassani	11.450						
14	19	A.Bautista	3.175	14	94	J.Folger	5.372	14	94	J.Folger	6.297	14	94	J.Folger	6.297	14	91	L.Haslam	10.458	14	91	L.Haslam	10.458	14	91	L.Haslam	7.697	14	91	L.Haslam	12.463	14	91	L.Haslam	12.463						
15	44	L.Mahias	3.751	15	91	L.Haslam	5.487	15	91	L.Haslam	6.297	15	91	L.Haslam	6.297	15	32	I.Vinales	13.553	15	32	I.Vinales	13.553	15	32	I.Vinales	9.159	15	32	I.Vinales	17.441	15	32	I.Vinales	17.441						
16	94	J.Folger	3.905	16	44	L.Mahias	6.297	16	44	L.Mahias	8.115	16	44	L.Mahias	8.115	16	44	L.Mahias	14.784	16	44	L.Mahias	14.784	16	44	L.Mahias	11.949	16	44	L.Mahias	18.459	16	44	L.Mahias	18.459						
17	47	A.Bassani	3.941	17	32	I.Vinales	6.515	17	32	I.Vinales	8.115	17	32	I.Vinales	8.115	17	23	C.Ponsson	21.469	17	23	C.Ponsson	21.469	17	23	C.Ponsson	12.724	17	23	C.Ponsson	27.627	17	23	C.Ponsson	27.627						
18	91	L.Haslam	4.210	18	23	C.Ponsson	9.088	18	23	C.Ponsson	12.343	18	23	C.Ponsson	12.343	18	84	L.Cresson	21.636	18	84	L.Cresson	21.636	18	84	L.Cresson	12.724	18	84	L.Cresson	30.097	18	84	L.Cresson	30.097						
19	32	I.Vinales	4.559	19	84	L.Cresson	9.205	19	84	L.Cresson	12.648	19	84	L.Cresson	12.648	19	76	S.Cavalieri	24.134	19	76	S.Cavalieri	24.134	19	76	S.Cavalieri	18.850	19	76	S.Cavalieri	30.097	19	76	S.Cavalieri	30.097						
20	23	C.Ponsson	5.513	20	76	S.Cavalieri	11.455	20	76	S.Cavalieri	14.926	20	76	S.Cavalieri	14.926	20	76	S.Cavalieri	24.134	20	76	S.Cavalieri	24.134	20	76	S.Cavalieri	15.998	20	76	S.Cavalieri	30.097	20	76	S.Cavalieri	30.097						
21	84	L.Cresson	5.882	21	50	E.Lavery	11.455	21	50	E.Lavery	14.926	21	50	E.Lavery	14.926	21	50	E.Lavery	24.134	21	50	E.Lavery	24.134	21	50	E.Lavery	9.983	21	50	E.Lavery	30.097	21	50	E.Lavery	30.097						
22	76	S.Cavalieri	7.210	22	66	T.Sykes	11.455	22	66	T.Sykes	14.926	22	66	T.Sykes	14.926	22	66	T.Sykes	24.134	22	66	T.Sykes	24.134	22	66	T.Sykes	11.039	22	66	T.Sykes	30.097	22	66	T.Sykes	30.097						

30/05/2021

These data/results cannot be reproduced, stored and/or transmitted in whole or in part by any manner of electronic, mechanical, photocopying, recording, broadcasting or otherwise now known or herein after developed without the previous express consent by the copyright owner, except for reproduction in daily press and regular printed publications on sale to the public within 60 days of the event related to those data/results and always provided that copyright symbol appears together as follows below.

© DORNA WSBK ORGANIZATION Srl 2021

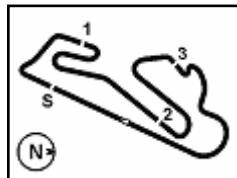
FCR PERIGIA TIMING



Official Tyre Supplier



Official Timekeeper



Circuito Estoril 4.182 m

Gaerne Estoril Round, 28-30 May 2021
Lap Chart Race 2

3 / 4

Lap 15

1	1	J.Rea	24'27.390
2	7	C.Davies	1.077
3	54	T.Razgatioglu	7.334
4	22	A.Lowes	7.685
5	55	A.Locatelli	9.685
6	60	M.van der Mark	10.353
7	19	A.Bautista	12.097
8	50	E.Lavery	15.491
9	66	T.Sykes	15.811
10	53	T.Rabat	18.643
11	47	A.Bassani	18.763
12	3	K.Nozone	19.542
13	91	L.Haslam	19.634
14	32	I.Vinales	28.508
15	44	L.Mahias	28.557
16	45	S.Redding	31.347
17	23	C.Ponsson	47.605
18	84	L.Cresson	47.959
19	76	S.Cavaliere	50.769

11	47	A.Bassani	21.798
12	91	L.Haslam	22.873
13	3	K.Nozone	24.433
14	32	I.Vinales	33.287
15	44	L.Mahias	33.315
16	45	S.Redding	36.251
17	23	C.Ponsson	55.618
18	84	L.Cresson	56.989

Lap 19

1	1	J.Rea	30'57.879
2	7	C.Davies	1.342
3	54	T.Razgatioglu	7.464
4	22	A.Lowes	10.474
5	55	A.Locatelli	12.342
6	60	M.van der Mark	13.267
7	19	A.Bautista	14.292
8	66	T.Sykes	19.522
9	50	E.Lavery	20.771
10	53	T.Rabat	22.803
11	47	A.Bassani	23.118
12	91	L.Haslam	24.810
13	3	K.Nozone	25.998
14	44	L.Mahias	35.439
15	32	I.Vinales	35.894
16	45	S.Redding	37.086
17	23	C.Ponsson	58.309
18	84	L.Cresson	1'00.522

Lap 16

1	1	J.Rea	26'04.920
2	7	C.Davies	1.124
3	54	T.Razgatioglu	7.150
4	22	A.Lowes	8.574
5	55	A.Locatelli	10.402
6	60	M.van der Mark	10.970
7	19	A.Bautista	12.646
8	50	E.Lavery	16.689
9	66	T.Sykes	16.905
10	53	T.Rabat	19.709
11	47	A.Bassani	19.918
12	91	L.Haslam	20.941
13	3	K.Nozone	21.323
14	32	I.Vinales	30.202
15	44	L.Mahias	30.308
16	45	S.Redding	33.558
17	23	C.Ponsson	50.504
18	84	L.Cresson	51.019
19	76	S.Cavaliere	55.006

Lap 20

1	1	J.Rea	32'35.473
2	7	C.Davies	1.745
3	54	T.Razgatioglu	8.240
4	22	A.Lowes	11.246
5	55	A.Locatelli	13.103
6	60	M.van der Mark	14.137
7	19	A.Bautista	15.110
8	66	T.Sykes	20.365
9	50	E.Lavery	22.047
10	53	T.Rabat	24.104
11	47	A.Bassani	24.845
12	91	L.Haslam	26.389
13	3	K.Nozone	28.141
14	44	L.Mahias	37.104
15	45	S.Redding	37.443
16	32	I.Vinales	37.465
17	23	C.Ponsson	1'01.206
18	84	L.Cresson	1'04.059

Lap 17

1	1	J.Rea	27'42.704
2	7	C.Davies	1.134
3	54	T.Razgatioglu	6.922
4	22	A.Lowes	9.050
5	55	A.Locatelli	10.880
6	60	M.van der Mark	11.422
7	19	A.Bautista	12.951
8	66	T.Sykes	17.976
9	50	E.Lavery	18.214
10	53	T.Rabat	20.442
11	47	A.Bassani	20.572
12	91	L.Haslam	21.689
13	3	K.Nozone	22.713
14	32	I.Vinales	31.694
15	44	L.Mahias	31.737
16	45	S.Redding	34.945
17	23	C.Ponsson	53.085
18	84	L.Cresson	53.653
19	76	S.Cavaliere	1'14.638

Lap 21

1	1	J.Rea	34'13.197
2	7	C.Davies	2.787
3	54	T.Razgatioglu	9.484
4	22	A.Lowes	12.401
5	55	A.Locatelli	14.011
6	60	M.van der Mark	15.189
7	19	A.Bautista	15.899
8	66	T.Sykes	21.628
9	50	E.Lavery	23.257
10	53	T.Rabat	25.344
11	47	A.Bassani	26.525
12	91	L.Haslam	28.227
13	3	K.Nozone	29.878
14	45	S.Redding	38.162
15	44	L.Mahias	38.911
16	32	I.Vinales	39.128
17	23	C.Ponsson	1'03.983
18	84	L.Cresson	1'07.458

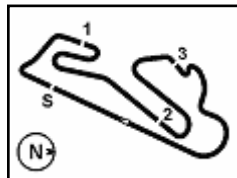
Lap 18

1	1	J.Rea	29'20.334
2	7	C.Davies	1.002
3	54	T.Razgatioglu	7.198
4	22	A.Lowes	9.633
5	55	A.Locatelli	11.465
6	60	M.van der Mark	12.157
7	19	A.Bautista	13.423
8	66	T.Sykes	18.763
9	50	E.Lavery	19.429
10	53	T.Rabat	21.454

30/05/2021

These data/results cannot be reproduced, stored and/or transmitted in whole or in part by any manner of electronic, mechanical, photocopying, recording, broadcasting or otherwise now known or herein after developed without the previous express consent by the copyright owner, except for reproduction in daily press and regular printed publications on sale to the public within 60 days of the event related to those data/results and always provided that copyright symbol appears together as follows below.

© DORNA WSBK ORGANIZATION Srl 2021



Circuito Estoril 4.182 m

4 / 4

Gaerne Estoril Round, 28-30 May 2021
Lap Chart Race 2
Race Pace Comparison

	1 Rea	7 Dav	54 Raz	22 Low	55 Loc	60 vdM	19 Bau	66 Syk	50 Lav	53 Rab	47 Bas	91 Has	3 Noz	44 Mah
1	1'42.711	1'43.215	1'42.275	1'43.002	1'43.497	1'44.461	1'44.865	1'44.384	1'42.632	1'44.071	1'45.631	1'45.900	1'44.821	1'45.441
2	1'37.797	1'37.810	1'37.208	1'37.825	1'38.038	1'38.171	1'38.334	1'38.070	1'38.081	1'39.087	1'38.300	1'38.887	1'38.762	1'40.156
3	1'37.553	1'37.814	1'37.535	1'37.947	1'38.013	1'37.961	1'38.263	1'38.111	1'38.025	1'38.255	1'38.195	1'39.386	1'38.371	1'39.329
4	1'37.308	1'37.422	1'37.650	1'38.203	1'38.180	1'38.021	1'38.233	1'38.597	1'38.899	1'38.594	1'38.506	1'38.527	1'38.422	1'40.672
5	1'37.458	1'37.529	1'39.932	1'37.984	1'38.545	1'38.228	1'38.134	1'38.406	1'39.172	1'38.457	1'38.926	1'38.320	1'38.667	1'38.987
6	1'37.365	1'37.231	1'39.949	1'38.128	1'37.726	1'37.922	1'38.230	1'38.431	1'39.020	1'38.448	1'38.529	1'38.704	1'38.495	1'39.465
7	1'37.266	1'37.423	1'37.608	1'38.054	1'38.301	1'37.855	1'38.397	1'38.774	1'38.377	1'38.751	1'38.771	1'38.443	1'38.346	1'39.060
8	1'37.289	1'37.662	1'37.431	1'37.986	1'37.776	1'37.904	1'38.235	1'38.343	1'38.475	1'39.318	1'38.534	1'38.238	1'39.099	1'39.291
9	1'37.392	1'37.333	1'38.016	1'38.597	1'38.127	1'38.132	1'38.263	1'38.508	1'38.768	1'38.640	1'38.638	1'38.216	1'38.999	1'38.990
10	1'37.278	1'37.490	1'37.623	1'37.961	1'38.062	1'38.257	1'38.267	1'38.420	1'38.488	1'38.664	1'38.460	1'38.683	1'39.148	1'39.243
11	1'37.190	1'37.736	1'37.654	1'37.437	1'38.048	1'37.984	1'38.051	1'38.576	1'38.426	1'38.562	1'38.817	1'38.717	1'38.454	1'39.013
12	1'37.684	1'37.402	1'37.864	1'37.732	1'38.113	1'38.165	1'38.017	1'38.346	1'38.412	1'38.443	1'38.454	1'38.549	1'38.930	1'38.734
13	1'37.584	1'37.521	1'38.058	1'38.086	1'38.040	1'38.051	1'37.927	1'38.709	1'38.634	1'38.897	1'38.548	1'38.721	1'38.714	1'38.641
14	1'37.645	1'37.396	1'37.964	1'37.943	1'38.268	1'38.332	1'38.105	1'38.684	1'38.687	1'38.828	1'38.770	1'38.946	1'38.854	1'39.780
15	1'37.870	1'37.483	1'37.957	1'38.190	1'38.341	1'38.299	1'38.166	1'38.842	1'38.785	1'39.018	1'39.074	1'38.787	1'38.850	1'39.145
16	1'37.530	1'37.577	1'37.346	1'38.419	1'38.247	1'38.147	1'38.079	1'38.624	1'38.728	1'38.596	1'38.685	1'38.837	1'39.311	1'39.281
17	1'37.784	1'37.794	1'37.556	1'38.260	1'38.262	1'38.236	1'38.089	1'38.855	1'39.309	1'38.517	1'38.438	1'38.532	1'39.174	1'39.213
18	1'37.630	1'37.498	1'37.906	1'38.213	1'38.215	1'38.365	1'38.102	1'38.417	1'38.845	1'38.642	1'38.856	1'38.814	1'39.350	1'39.208
19	1'37.545	1'37.885	1'37.811	1'38.386	1'38.422	1'38.655	1'38.414	1'38.304	1'38.887	1'38.894	1'38.865	1'39.482	1'39.110	1'39.669
20	1'37.594	1'37.997	1'38.370	1'38.366	1'38.355	1'38.464	1'38.412	1'38.437	1'38.870	1'38.895	1'39.321	1'39.173	1'39.737	1'39.259
21	1'37.724	1'38.766	1'38.968	1'38.879	1'38.632	1'38.776	1'38.513	1'38.987	1'38.934	1'38.964	1'39.404	1'39.562	1'39.461	1'39.531

	32 Vin	45 Red	23 Pon	84 Cre	76 Cav	94 Fol	21 Rin	31 Ger
1	1'46.249	1'41.690	1'47.203	1'47.572	1'48.900	1'45.595	1'41.748	1'42.360
2	1'39.566	1'37.610	1'41.185	1'40.933	1'41.855	1'39.077		
3	1'39.213	1'37.613	1'40.868	1'41.056	1'41.084			
4	1'39.453	1'37.585	1'40.635	1'40.735	1'40.789			
5	1'39.329	1'37.363	1'40.541	1'40.415	1'40.277			
6	1'39.009	1'37.405	1'40.303	1'40.191	1'40.495			
7	1'39.301	1'37.291	1'40.369	1'40.438	1'40.428			
8	1'39.263	1'37.385	1'40.276	1'40.229	1'40.211			
9	1'39.209	1'37.454	1'40.222	1'40.513	1'40.343			
10	1'39.163	1'37.357	1'40.424	1'40.390	1'40.662			
11	1'39.152	1'37.495	1'40.928	1'40.709	1'40.696			
12	1'38.879	1'37.812	1'40.411	1'40.456	1'40.309			
13	1'39.128	1'37.727	1'40.525	1'40.578	1'40.591			
14	1'39.768	1'37.695	1'40.459	1'40.484	1'40.514			
15	1'39.216	2'09.255	1'40.646	1'40.650	1'41.005			
16	1'39.224	1'39.741	1'40.429	1'40.590	1'41.767			
17	1'39.276	1'39.171	1'40.365	1'40.418	1'57.416			
18	1'39.223	1'38.936	1'40.163	1'40.966				
19	1'40.152	1'38.380	1'40.236	1'41.078				
20	1'39.165	1'37.951	1'40.491	1'41.131				
21	1'39.387	1'38.443	1'40.501	1'41.123				

30/05/2021

These data/results cannot be reproduced, stored and/or transmitted in whole or in part by any manner of electronic, mechanical, photocopying, recording, broadcasting or otherwise now known or herein after developed without the previous express consent by the copyright owner, except for reproduction in daily press and regular printed publications on sale to the public within 60 days of the event related to those data/results and always provided that copyright symbol appears together as follows below.

© DORNA WSBK ORGANIZATION Srl 2021

FIGR PERUGIA TIMING


Official Tyre Supplier



Official Timekeeper

Gaerne Estoril Round, 28-30 May 2021 Best Sectors & Speed Race 2

RESULTS

1	1 J. REA	Kawasaki ZX-10RR	Laps 21
2	7 C. DAVIES	Ducati Panigale V4 R	2.787
3	54 T. RAZGATLIOGLU	Yamaha YZF R1	9.484
4	22 A. LOWES	Kawasaki ZX-10RR	12.401
5	55 A. LOCATELLI	Yamaha YZF R1	14.011
6	60 M. VAN DER MARK	BMW M 1000 RR	15.189
7	19 A. BAUTISTA	Honda CBR1000 RR-R	15.899
8	66 T. SYKES	BMW M 1000 RR	21.628
9	50 E. LAVERTY	BMW M 1000 RR	23.257
10	53 T. RABAT	Ducati Panigale V4 R	25.344
11	47 A. BASSANI	Ducati Panigale V4 R	26.525
12	91 L. HASLAM	Honda CBR1000 RR-R	28.227
13	3 K. NOZANE	Yamaha YZF R1	29.878
14	45 S. REDDING	Ducati Panigale V4 R	38.162
15	44 L. MAHIAS	Kawasaki ZX-10RR	38.911
16	32 I. VINALES	Kawasaki ZX-10RR	39.128
17	23 C. PONSSON	Yamaha YZF R1	1'03.983
18	84 L. CRESSON	Kawasaki ZX-10RR	1'07.458
RET	76 S. CAVALIERI	Kawasaki ZX-10RR	4 Laps
RET	94 J. FOLGER	BMW M 1000 RR	19 Laps
RET	21 M. RINALDI	Ducati Panigale V4 R	20 Laps
RET	31 G. GERLOFF	Yamaha YZF R1	20 Laps

SPEED

1	19 A. BAUTISTA	Honda CBR1000 RR-R	327,3
2	7 C. DAVIES	Ducati Panigale V4 R	325,3
3	31 G. GERLOFF	Yamaha YZF R1	323,4
4	50 E. LAVERTY	BMW M 1000 RR	323,4
5	1 J. REA	Kawasaki ZX-10RR	323,4
6	91 L. HASLAM	Honda CBR1000 RR-R	323,4
7	53 T. RABAT	Ducati Panigale V4 R	322,4
8	47 A. BASSANI	Ducati Panigale V4 R	322,4
9	45 S. REDDING	Ducati Panigale V4 R	322,4
10	22 A. LOWES	Kawasaki ZX-10RR	320,5
11	55 A. LOCATELLI	Yamaha YZF R1	319,5
12	66 T. SYKES	BMW M 1000 RR	319,5
13	94 J. FOLGER	BMW M 1000 RR	319,5
14	54 T. RAZGATLIOGLU	Yamaha YZF R1	318,6
15	60 M. VAN DER MARK	BMW M 1000 RR	318,6
16	32 I. VINALES	Kawasaki ZX-10RR	316,7
17	3 K. NOZANE	Yamaha YZF R1	315,8
18	44 L. MAHIAS	Kawasaki ZX-10RR	314,0
19	23 C. PONSSON	Yamaha YZF R1	314,0
20	21 M. RINALDI	Ducati Panigale V4 R	312,1
21	84 L. CRESSON	Kawasaki ZX-10RR	311,2
22	76 S. CAVALIERI	Kawasaki ZX-10RR	304,2

SEG. 1

1	54 T. RAZGATLIOGLU	19.559
2	7 C. DAVIES	19.685
3	45 S. REDDING	19.717
4	22 A. LOWES	19.773
5	19 A. BAUTISTA	19.775
6	1 J. REA	19.788
7	55 A. LOCATELLI	19.820
8	31 G. GERLOFF	19.842
9	50 E. LAVERTY	19.884
10	91 L. HASLAM	19.920
11	66 T. SYKES	19.922
12	60 M. VAN DER MARK	19.935
13	53 T. RABAT	19.952
14	3 K. NOZANE	19.962
15	94 J. FOLGER	19.967
16	47 A. BASSANI	19.996
17	32 I. VINALES	20.006
18	21 M. RINALDI	20.060
19	44 L. MAHIAS	20.083
20	23 C. PONSSON	20.204
21	84 L. CRESSON	20.376
22	76 S. CAVALIERI	20.415

SEG. 2

1	45 S. REDDING	23.541
2	7 C. DAVIES	23.593
3	1 J. REA	23.615
4	31 G. GERLOFF	23.659
5	54 T. RAZGATLIOGLU	23.676
6	50 E. LAVERTY	23.712
7	60 M. VAN DER MARK	23.739
8	55 A. LOCATELLI	23.745
9	66 T. SYKES	23.775
10	22 A. LOWES	23.779
11	19 A. BAUTISTA	23.818
12	47 A. BASSANI	23.825
13	21 M. RINALDI	23.845
14	91 L. HASLAM	23.851
15	44 L. MAHIAS	23.890
16	53 T. RABAT	23.919
17	3 K. NOZANE	23.920
18	94 J. FOLGER	23.945
19	32 I. VINALES	24.022
20	23 C. PONSSON	24.287
21	84 L. CRESSON	24.287
22	76 S. CAVALIERI	24.324

SEG. 3

1	45 S. REDDING	22.843
2	1 J. REA	22.913
3	21 M. RINALDI	22.960
4	7 C. DAVIES	22.964
5	54 T. RAZGATLIOGLU	22.971
6	22 A. LOWES	23.016
7	55 A. LOCATELLI	23.084
8	19 A. BAUTISTA	23.102
9	3 K. NOZANE	23.109
10	66 T. SYKES	23.114
11	60 M. VAN DER MARK	23.151
12	47 A. BASSANI	23.162
13	50 E. LAVERTY	23.182
14	53 T. RABAT	23.231
15	91 L. HASLAM	23.238
16	94 J. FOLGER	23.318
17	44 L. MAHIAS	23.331
18	31 G. GERLOFF	23.376
19	32 I. VINALES	23.394
20	76 S. CAVALIERI	23.530
21	84 L. CRESSON	23.645
22	23 C. PONSSON	23.698

SEG. 4

1	1 J. REA	30.783
2	54 T. RAZGATLIOGLU	30.828
3	7 C. DAVIES	30.843
4	31 G. GERLOFF	30.844
5	60 M. VAN DER MARK	30.854
6	22 A. LOWES	30.861
7	55 A. LOCATELLI	30.873
8	21 M. RINALDI	30.889
9	19 A. BAUTISTA	30.891
10	47 A. BASSANI	30.985
11	53 T. RABAT	30.986
12	50 E. LAVERTY	31.008
13	45 S. REDDING	31.015
14	66 T. SYKES	31.071
15	44 L. MAHIAS	31.108
16	91 L. HASLAM	31.119
17	32 I. VINALES	31.178
18	3 K. NOZANE	31.188
19	94 J. FOLGER	31.297
20	84 L. CRESSON	31.653
21	23 C. PONSSON	31.725
22	76 S. CAVALIERI	31.842

30/05/2021

These data/results cannot be reproduced, stored and/or transmitted in whole or in part by any manner of electronic, mechanical, photocopying, recording, broadcasting or otherwise now known or herein after developed without the previous express consent by the copyright owner, except for reproduction in daily press and regular printed publications on sale to the public within 60 days of the event related to those data/results and always provided that copyright symbol appears together as follows below.

© DORNA WSBK ORGANIZATION Srl 2021

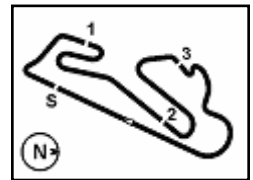
FICR PERUGIA TIMING



Official Tyre Supplier



Official Timekeeper



Gaerne Estoril Round, 28-30 May 2021 Chronological Analysis Race 2

Circuito Estoril 4.182 m

Start at 14:00'31.460

1 / 4

1° 1 J. REA (1'37.190)							
Lap	Seg.1	Seg.2	Seg.3	Seg.4	Lap Time	km/h	Local Time
1		24.413	23.434	30.953	1'42.711		14:02'14.171
2	19.951	23.781	23.077	30.988	1'37.797	323.4	14:03'51.968
3	20.011	23.651	23.009	30.882	1'37.553	317.6	14:05'29.521
4	19.844	23.615	23.004	30.845	1'37.308	317.6	14:07'06.829
5	19.898	23.624	22.993	30.943	1'37.458	319.5	14:08'44.287
6	19.839	23.710	22.981	30.835	1'37.365	317.6	14:10'21.652
7	19.848	23.677	22.945	30.796	1'37.266	317.6	14:11'58.918
8	19.881	23.647	22.961	30.800	1'37.289	316.7	14:13'36.207
9	19.900	23.678	22.935	30.879	1'37.392	317.6	14:15'13.599
10	19.864	23.623	22.960	30.831	1'37.278	318.6	14:16'50.877
11	19.807	23.669	22.931	30.783	1'37.190	318.6	14:18'28.067
12	19.915	23.625	22.977	31.167	1'37.684	318.6	14:20'05.751
13	19.827	23.705	23.137	30.915	1'37.584	320.5	14:21'43.335
14	20.053	23.679	22.926	30.987	1'37.645	320.5	14:23'20.980
15	19.898	23.837	22.924	31.211	1'37.870	318.6	14:24'58.850
16	19.788	23.739	22.913	31.090	1'37.530	315.8	14:26'36.380
17	20.055	23.777	22.968	30.984	1'37.784	314.9	14:28'14.164
18	19.870	23.686	22.995	31.079	1'37.630	314.9	14:29'51.794
19	19.857	23.670	23.027	30.991	1'37.545	315.8	14:31'29.339
20	19.820	23.713	22.992	31.069	1'37.594	314.0	14:33'06.933
21	19.862	23.779	23.061	31.022	1'37.724	316.7	14:34'44.657
Race Time 34'13.197							

14	19.711	23.876	23.138	31.239	1'37.964	314.0	14:23'28.227
15	19.723	23.876	23.151	31.207	1'37.957	314.9	14:25'06.184
16	19.642	23.678	23.045	30.981	1'37.346	314.0	14:26'43.530
17	19.691	23.688	23.065	31.112	1'37.556	314.9	14:28'21.086
18	19.718	23.865	23.161	31.162	1'37.906	314.9	14:29'58.992
19	19.719	23.727	23.188	31.177	1'37.811	314.9	14:31'36.803
20	19.872	23.804	23.302	31.392	1'38.370	315.8	14:33'15.173
21	19.919	23.942	23.522	31.585	1'38.968	314.0	14:34'54.141
Race Time 34'22.681							

2° 7 C. DAVIES (1'37.231)							
Lap	Seg.1	Seg.2	Seg.3	Seg.4	Lap Time	km/h	Local Time
1		24.201	23.213	31.170	1'43.215		14:02'14.675
2	19.842	23.886	23.229	30.853	1'37.810	318.6	14:03'52.485
3	20.033	23.795	23.143	30.843	1'37.814	314.0	14:05'30.299
4	19.770	23.593	23.179	30.880	1'37.422	325.3	14:07'07.721
5	19.761	23.631	23.129	31.008	1'37.529	319.5	14:08'45.250
6	19.697	23.657	22.993	30.884	1'37.231	319.5	14:10'22.481
7	19.793	23.608	23.116	30.906	1'37.423	319.5	14:11'59.904
8	19.890	23.687	23.065	31.020	1'37.662	318.6	14:13'37.566
9	19.685	23.638	23.026	30.984	1'37.333	318.6	14:15'14.899
10	19.775	23.697	23.107	30.911	1'37.490	319.5	14:16'52.389
11	19.913	23.715	23.076	31.032	1'37.736	319.5	14:18'30.125
12	19.746	23.622	23.081	30.953	1'37.402	319.5	14:20'07.527
13	19.832	23.710	23.094	30.885	1'37.521	320.5	14:21'45.048
14	19.781	23.685	22.964	30.966	1'37.396	319.5	14:23'22.444
15	19.716	23.753	22.984	31.030	1'37.483	319.5	14:24'59.927
16	19.803	23.708	23.051	31.015	1'37.577	319.5	14:26'37.504
17	19.762	23.934	23.024	31.074	1'37.794	319.5	14:28'15.298
18	19.779	23.624	23.074	31.021	1'37.498	319.5	14:29'52.796
19	19.769	23.700	23.143	31.273	1'37.885	319.5	14:31'30.681
20	19.829	23.773	23.075	31.320	1'37.997	318.6	14:33'08.678
21	19.909	24.035	23.316	31.506	1'38.766	318.6	14:34'47.444
Race Time 34'15.984							

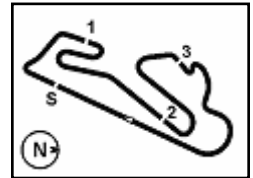
4° 22 A. LOWES (1'37.437)							
Lap	Seg.1	Seg.2	Seg.3	Seg.4	Lap Time	km/h	Local Time
1		24.246	23.284	31.022	1'43.002		14:02'14.462
2	19.954	23.877	23.133	30.861	1'37.825	313.0	14:03'52.287
3	20.063	23.824	23.064	30.996	1'37.947	313.0	14:05'30.234
4	20.223	23.841	23.092	31.047	1'38.203	316.7	14:07'08.437
5	19.963	23.779	23.233	31.009	1'37.984	317.6	14:08'46.421
6	19.902	23.905	23.207	31.114	1'38.128	320.5	14:10'24.549
7	19.956	23.825	23.232	31.041	1'38.054	315.8	14:12'02.603
8	19.964	23.791	23.126	31.105	1'37.986	314.9	14:13'40.589
9	19.926	23.901	23.274	31.496	1'38.597	315.8	14:15'19.186
10	19.970	23.798	23.213	30.980	1'37.961	315.8	14:16'57.147
11	19.773	23.781	23.016	30.867	1'37.437	318.6	14:18'34.584
12	19.913	23.799	23.101	30.919	1'37.732	318.6	14:20'12.316
13	20.066	23.805	23.219	30.996	1'38.086	318.6	14:21'50.402
14	19.956	23.896	23.167	30.924	1'37.943	315.8	14:23'28.345
15	20.040	23.978	23.119	31.053	1'38.190	317.6	14:25'06.535
16	20.041	23.982	23.224	31.172	1'38.419	319.5	14:26'44.954
17	19.979	23.840	23.242	31.199	1'38.260	315.8	14:28'23.214
18	19.928	23.857	23.191	31.237	1'38.213	315.8	14:30'01.427
19	19.895	23.936	23.304	31.251	1'38.386	315.8	14:31'39.813
20	19.822	23.952	23.233	31.359	1'38.366	315.8	14:33'18.179
21	20.130	24.039	23.338	31.372	1'38.879	316.7	14:34'57.058
Race Time 34'25.598							

3° 54 T. RAZGATLIOGLU (1'37.208)							
Lap	Seg.1	Seg.2	Seg.3	Seg.4	Lap Time	km/h	Local Time
1		23.868	23.204	30.928	1'42.275		14:02'13.735
2	19.644	23.765	22.971	30.828	1'37.208	318.6	14:03'50.943
3	19.790	23.750	23.077	30.918	1'37.535	318.6	14:05'28.478
4	19.857	23.800	23.031	30.962	1'37.650	315.8	14:07'06.128
5	19.797	23.728	25.234	31.173	1'39.932	318.6	14:08'46.060
6	19.708	23.735	25.335	31.171	1'39.949	316.7	14:10'26.009
7	19.720	23.688	23.064	31.136	1'37.608	316.7	14:12'03.617
8	19.559	23.676	23.194	31.002	1'37.431	318.6	14:13'41.048
9	19.790	23.733	23.247	31.246	1'38.016	316.7	14:15'19.064
10	19.741	23.827	23.001	31.054	1'37.623	314.0	14:16'56.687
11	19.716	23.792	22.999	31.147	1'37.654	314.0	14:18'34.341
12	19.771	23.758	23.120	31.215	1'37.864	314.9	14:20'12.205
13	19.792	23.879	23.202	31.185	1'38.058	314.0	14:21'50.263

5° 55 A. LOCATELLI (1'37.726)							
Lap	Seg.1	Seg.2	Seg.3	Seg.4	Lap Time	km/h	Local Time
1		24.334	23.247	31.126	1'43.497		14:02'14.957
2	19.963	23.887	23.315	30.873	1'38.038	314.0	14:03'52.995
3	19.921	23.797	23.192	31.103	1'38.013	315.8	14:05'31.008
4	19.991	23.832	23.208	31.149	1'38.180	315.8	14:07'09.188
5	19.961	24.440	23.084	31.060	1'38.545	315.8	14:08'47.733
6	19.829	23.745	23.113	31.039	1'37.726	314.9	14:10'25.459
7	19.854	23.835	23.197	31.415	1'38.301	314.9	14:12'03.760
8	19.888	23.746	23.162	30.980	1'37.776	317.6	14:13'41.536
9	20.166	23.872	23.092	30.997	1'38.127	319.5	14:15'19.663
10	19.988	23.838	23.263	30.973	1'38.062	315.8	14:16'57.725
11	19.929	23.891	23.154	31.074	1'38.048	314.9	14:18'35.773
12	19.974	23.905	23.161	31.073	1'38.113	315.8	14:20'13.886
13	19.849	23.864	23.241	31.086	1'38.040	314.9	14:21'51.926
14	19.953	23.921	23.255	31.139	1'38.268	314.0	14:23'30.194
15	19.919	23.899	23.319	31.204	1'38.341	315.8	14:25'08.535
16	19.886	23.914	23.190	31.257	1'38.247	314.0	14:26'46.782
17	19.930	23.892	23.237	31.203	1'38.262	314.9	14:28'25.044
18	19.820	23.936	23.234	31.225	1'38.215	314.9	14:30'03.259
19	19.909	23.957	23.304	31.252	1'38.422	314.0	14:31'41.681
20	19.944	24.036	23.208	31.167	1'38.355	314.0	14:33'20.036
21	19.888	23.924	23.400	31.420	1'38.632	313.0	14:34'58.668
Race Time 34'27.208							

6° 60 M. VAN DER MARK (1'37.855)							
Lap	Seg.1	Seg.2	Seg.3	Seg.4	Lap Time	km/h	Local Time
1		24.274	23.478	31.264	1'44.461		14:02'15.921
2	20.070	23.846	23.348	30.907	1'38.171	315.8	14:03'54.092
3	20.016	23.745	23.307	30.893	1'37.961	316.7	14:05'32.053
4	19.935	23.850	23.244	30.992	1'38.021	317.6	14:07'10.074

14	19.711	23.876	23.138	31.239	1'37.964	314.0	14:23'28.227
15	19.723	23.876	23.151	31.207	1'37.957	314.9	14:25'06.184
16	19.642	23.678	23.045	30.981	1'37.346	314.0	14:26'43.530
17	19.691	23.688					


Gaerne Estoril Round, 28-30 May 2021
Chronological Analysis Race 2

Circuito Estoril 4.182 m

Start at 14:00'31.460

2 / 4

Lap	Seg.1	Seg.2	Seg.3	Seg.4	Lap Time	km/h	Local Time
5	19.995	23.739	23.372	31.122	1'38.228	317,6	14:08'48.302
6	20.131	23.786	23.151	30.854	1'37.922	318,6	14:10'26.224
7	19.945	23.749	23.211	30.950	1'37.855	318,6	14:12'04.079
8	20.018	23.742	23.191	30.953	1'37.904	317,6	14:13'41.983
9	19.960	23.843	23.245	31.084	1'38.132	318,6	14:15'20.115
10	20.105	23.873	23.266	31.013	1'38.257	315,8	14:16'58.372
11	19.957	23.792	23.262	30.973	1'37.984	317,6	14:18'36.356
12	20.011	23.837	23.307	31.010	1'38.165	316,7	14:20'14.521
13	19.949	23.845	23.267	30.990	1'38.051	316,7	14:21'52.572
14	20.096	23.833	23.267	31.136	1'38.332	318,6	14:23'30.904
15	20.072	23.885	23.275	31.067	1'38.299	315,8	14:25'09.203
16	20.033	23.850	23.284	30.980	1'38.147	316,7	14:26'47.350
17	20.024	23.819	23.256	31.137	1'38.236	317,6	14:28'25.586
18	20.022	23.874	23.354	31.115	1'38.365	315,8	14:30'03.951
19	20.121	23.904	23.313	31.317	1'38.655	317,6	14:31'42.606
20	20.075	23.822	23.313	31.254	1'38.464	315,8	14:33'21.070
21	20.182	23.880	23.461	31.253	1'38.776	316,7	14:34'59.846
Race Time 34'28.386							

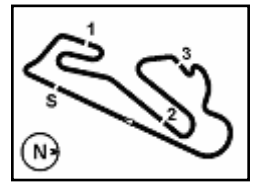
9° 50 E. LAVERTY (1'38.025)							
Lap	Seg.1	Seg.2	Seg.3	Seg.4	Lap Time	km/h	Local Time
1		23.980	23.216	31.008	1'42.632		14:02'14.092
2	19.884	23.712	23.216	31.269	1'38.081	323,4	14:03'52.173
3	20.019	23.712	23.182	31.112	1'38.025	314,9	14:05'30.198
4	20.318	23.987	23.289	31.305	1'38.899	321,4	14:07'09.097
5	19.993	24.647	23.330	31.202	1'39.172	318,6	14:08'48.269
6	20.418	23.924	23.305	31.373	1'39.020	323,4	14:10'27.289
7	20.002	23.868	23.287	31.220	1'38.377	318,6	14:12'05.666
8	19.907	24.006	23.261	31.301	1'38.475	315,8	14:13'44.141
9	20.291	23.859	23.393	31.225	1'38.768	315,8	14:15'22.909
10	20.054	23.843	23.311	31.280	1'38.488	319,5	14:17'01.397
11	20.088	23.878	23.212	31.248	1'38.426	317,6	14:18'39.823
12	19.954	23.855	23.225	31.378	1'38.412	317,6	14:20'18.235
13	20.029	23.951	23.297	31.357	1'38.634	317,6	14:21'56.869
14	20.124	23.953	23.273	31.337	1'38.687	318,6	14:23'35.556
15	20.049	23.970	23.367	31.399	1'38.785	317,6	14:25'14.341
16	20.016	23.979	23.417	31.316	1'38.728	317,6	14:26'53.069
17	20.043	24.039	23.400	31.827	1'39.309	317,6	14:28'32.378
18	20.153	23.990	23.327	31.375	1'38.845	318,6	14:30'11.223
19	20.136	23.993	23.405	31.353	1'38.887	317,6	14:31'50.110
20	20.058	24.029	23.399	31.384	1'38.870	318,6	14:33'28.980
21	20.026	24.029	23.394	31.485	1'38.934	319,5	14:35'07.914
Race Time 34'36.454							

7° 19 A. BAUTISTA (1'37.927)							
Lap	Seg.1	Seg.2	Seg.3	Seg.4	Lap Time	km/h	Local Time
1		24.593	23.460	31.228	1'44.865		14:02'16.325
2	19.989	23.891	23.421	31.033	1'38.334	314,9	14:03'54.659
3	20.106	23.959	23.307	30.891	1'38.263	315,8	14:05'32.922
4	19.944	23.910	23.223	31.156	1'38.233	321,4	14:07'11.155
5	19.953	23.942	23.229	31.010	1'38.134	321,4	14:08'49.289
6	20.037	23.828	23.213	31.152	1'38.230	318,6	14:10'27.519
7	20.040	23.818	23.389	31.150	1'38.397	320,5	14:12'05.916
8	19.989	23.861	23.252	31.133	1'38.235	317,6	14:13'44.151
9	19.956	23.877	23.241	31.189	1'38.263	317,6	14:15'22.414
10	19.986	23.867	23.224	31.190	1'38.267	320,5	14:17'00.681
11	19.775	23.929	23.175	31.172	1'38.051	321,4	14:18'38.732
12	19.811	24.062	23.181	30.963	1'38.017	327,3	14:20'16.749
13	19.960	23.932	23.102	30.933	1'37.927	323,4	14:21'54.676
14	19.932	23.933	23.233	31.007	1'38.105	323,4	14:23'32.781
15	19.860	23.985	23.315	31.006	1'38.166	323,4	14:25'10.947
16	19.868	23.952	23.165	31.094	1'38.079	323,4	14:26'49.026
17	19.875	23.887	23.247	31.080	1'38.089	322,4	14:28'27.115
18	19.897	23.872	23.222	31.111	1'38.102	323,4	14:30'05.217
19	19.973	23.930	23.295	31.216	1'38.414	323,4	14:31'43.631
20	19.967	23.873	23.340	31.232	1'38.412	323,4	14:33'22.043
21	19.950	24.015	23.287	31.261	1'38.513	327,3	14:35'00.556
Race Time 34'29.096							

10° 53 T. RABAT (1'38.255)							
Lap	Seg.1	Seg.2	Seg.3	Seg.4	Lap Time	km/h	Local Time
1		24.434	23.496	31.153	1'44.071		14:02'15.531
2	20.175	23.970	23.789	31.153	1'39.087	306,8	14:03'54.618
3	20.031	23.954	23.231	31.039	1'38.255	320,5	14:05'32.873
4	20.240	24.088	23.273	30.993	1'38.594	307,7	14:07'11.467
5	20.127	24.025	23.319	30.986	1'38.457	309,5	14:08'49.924
6	19.972	23.972	23.267	31.237	1'38.448	321,4	14:10'28.372
7	20.110	24.158	23.305	31.178	1'38.751	318,6	14:12'07.123
8	20.131	24.133	23.328	31.726	1'39.318	320,5	14:13'46.441
9	20.081	24.024	23.250	31.285	1'38.640	320,5	14:15'25.081
10	20.189	23.966	23.295	31.214	1'38.664	322,4	14:17'03.745
11	20.129	24.002	23.295	31.136	1'38.562	320,5	14:18'42.307
12	19.952	23.979	23.308	31.204	1'38.443	321,4	14:20'20.750
13	20.185	24.021	23.371	31.320	1'38.897	322,4	14:21'59.647
14	20.188	24.053	23.263	31.324	1'38.828	321,4	14:23'38.475
15	20.050	24.150	23.515	31.303	1'39.018	322,4	14:25'17.493
16	20.101	23.944	23.261	31.290	1'38.596	320,5	14:26'56.089
17	20.016	23.971	23.237	31.293	1'38.517	322,4	14:28'34.606
18	20.090	23.919	23.294	31.339	1'38.642	322,4	14:30'13.248
19	20.093	24.087	23.404	31.310	1'38.894	322,4	14:31'52.142
20	20.161	24.074	23.361	31.299	1'38.895	322,4	14:33'31.037
21	20.211	23.994	23.406	31.353	1'38.964	322,4	14:35'10.001
Race Time 34'38.541							

8° 66 T. SYKES (1'38.070)							
Lap	Seg.1	Seg.2	Seg.3	Seg.4	Lap Time	km/h	Local Time
1		24.359	23.496	31.332	1'44.384		14:02'15.844
2	20.025	23.775	23.199	31.071	1'38.070	315,8	14:03'53.914
3	19.955	23.861	23.114	31.181	1'38.111	315,8	14:05'32.025
4	20.195	23.914	23.295	31.193	1'38.597	309,5	14:07'10.622
5	20.119	23.801	23.285	31.201	1'38.406	316,7	14:08'49.028
6	20.057	23.881	23.264	31.229	1'38.431	317,6	14:10'27.459
7	20.293	23.884	23.383	31.214	1'38.774	314,0	14:12'06.233
8	20.037	23.809	23.334	31.163	1'38.343	314,9	14:13'44.576
9	20.116	23.849	23.339	31.204	1'38.508	314,0	14:15'23.084
10	20.100	23.847	23.377	31.096	1'38.420	313,0	14:17'01.504
11	20.141	23.926	23.318	31.191	1'38.576	319,5	14:18'40.080
12	20.085	23.811	23.196	31.254	1'38.346	315,8	14:20'18.426
13	20.068	23.905	23.434	31.302	1'38.709	313,0	14:21'57.135
14	20.107	23.874	23.375	31.328	1'38.684	315,8	14:23'35.819
15	20.099	23.865	23.375	31.503	1'38.842	306,8	14:25'14.661
16	20.065	23.817	23.431	31.311	1'38.624	312,1	14:26'53.285
17	20.055	23.953	23.405	31.442	1'38.855	315,8	14:28'32.140
18	19.965	23.841	23.316	31.295	1'38.417	314,9	14:30'10.557
19	20.048	23.854	23.176	31.226	1'38.304	314,0	14:31'48.861

11° 47 A. BASSANI (1'38.195)							
Lap	Seg.1	Seg.2	Seg.3	Seg.4	Lap Time	km/h	Local Time
1		24.710	23.692	31.432	1'45.631		14:02'17.091
2	20.047	23.930	23.338	30.985	1'38.300	308,6	14:03'55.391
3	19.996	23.918	23.274	31.007	1'		



Gaerne Estoril Round, 28-30 May 2021 Chronological Analysis Race 2

Circuito Estoril 4.182 m

Start at 14:00'31.460

3 / 4

11	20.221	24.198	23.213	31.185	1'38.817	309,5	14:18'42.767	2	19.832	23.685	22.990	31.103	1'37.610	317,6	14:03'50.760
12	20.166	23.945	23.231	31.112	1'38.454	312,1	14:20'21.221	3	19.776	23.706	22.957	31.174	1'37.613	315,8	14:05'28.373
13	20.210	23.932	23.178	31.228	1'38.548	319,5	14:21'59.769	4	19.809	23.670	23.030	31.076	1'37.585	315,8	14:20'05.958
14	20.264	24.179	23.162	31.165	1'38.770	310,3	14:23'38.539	5	19.809	23.541	22.937	31.076	1'37.363	317,6	14:08'43.321
15	20.194	23.888	23.698	31.294	1'39.074	318,6	14:25'17.613	6	19.750	23.714	22.926	31.015	1'37.405	316,7	14:10'20.726
16	20.240	23.825	23.384	31.236	1'38.685	314,9	14:26'56.298	7	19.768	23.626	22.843	31.054	1'37.291	316,7	14:11'58.017
17	20.142	23.894	23.308	31.094	1'38.438	317,6	14:28'34.736	8	19.764	23.631	22.951	31.039	1'37.385	316,7	14:13'35.402
18	20.305	24.038	23.236	31.277	1'38.856	316,7	14:30'13.592	9	19.717	23.660	22.988	31.089	1'37.454	316,7	14:15'12.856
19	20.223	23.934	23.520	31.188	1'38.865	313,0	14:31'52.457	10	19.763	23.628	22.936	31.030	1'37.357	315,8	14:16'50.213
20	20.350	24.174	23.400	31.397	1'39.321	313,0	14:33'31.778	11	19.777	23.654	22.995	31.069	1'37.495	315,8	14:18'27.708
21	20.346	24.167	23.399	31.492	1'39.404	319,5	14:35'11.182	12	19.886	23.708	23.034	31.184	1'37.812	317,6	14:20'05.520

Race Time 34'39.722

12° 91 L. HASLAM (1'38.216)

Lap	Seg.1	Seg.2	Seg.3	Seg.4	Lap Time	km/h	Local Time
1		24.736	23.629	31.502	1'45.900		14:02'17.360
2	20.342	23.972	23.440	31.133	1'38.887	303,4	14:03'56.247
3	20.305	23.852	23.284	31.945	1'39.386	323,4	14:05'35.633
4	19.975	24.018	23.251	31.283	1'38.527	321,4	14:07'14.160
5	19.949	23.896	23.246	31.229	1'38.320	317,6	14:08'52.480
6	20.216	23.966	23.274	31.248	1'38.704	320,5	14:10'31.184
7	20.057	23.902	23.300	31.184	1'38.443	317,6	14:12'09.627
8	19.920	23.909	23.256	31.153	1'38.238	317,6	14:13'47.865
9	19.979	23.851	23.238	31.148	1'38.216	320,5	14:15'26.081
10	20.158	23.978	23.289	31.258	1'38.683	323,4	14:17'04.764
11	20.294	23.955	23.258	31.210	1'38.717	307,7	14:18'43.481
12	20.124	23.944	23.340	31.141	1'38.549	314,9	14:20'22.030
13	20.266	23.999	23.337	31.119	1'38.721	319,5	14:22'00.751
14	20.318	23.965	23.425	31.238	1'38.946	316,7	14:23'39.697
15	20.096	24.134	23.330	31.227	1'38.787	317,6	14:25'18.484
16	20.177	23.979	23.382	31.299	1'38.837	318,6	14:26'57.321
17	20.014	23.938	23.304	31.276	1'38.532	317,6	14:28'35.853
18	20.102	23.978	23.374	31.360	1'38.814	316,7	14:30'14.667
19	20.307	24.138	23.536	31.501	1'39.482	316,7	14:31'54.149
20	20.158	24.125	23.463	31.427	1'39.173	314,9	14:33'33.322
21	20.230	24.197	23.623	31.512	1'39.562	315,8	14:35'12.884

Race Time 34'41.424

13° 3 K. NOZANE (1'38.346)

Lap	Seg.1	Seg.2	Seg.3	Seg.4	Lap Time	km/h	Local Time
1		24.449	23.701	31.471	1'44.821		14:02'16.281
2	20.178	23.956	23.398	31.230	1'38.762	313,0	14:03'55.043
3	20.000	23.964	23.211	31.196	1'38.371	312,1	14:05'33.414
4	20.103	23.920	23.211	31.188	1'38.422	314,0	14:07'11.836
5	20.188	24.054	23.109	31.316	1'38.667	305,9	14:08'50.503
6	19.962	23.950	23.280	31.303	1'38.495	314,0	14:10'28.998
7	20.001	23.995	23.109	31.241	1'38.346	315,8	14:12'07.344
8	20.095	24.181	23.152	31.671	1'39.099	311,2	14:13'46.443
9	20.253	24.036	23.337	31.373	1'38.999	313,0	14:15'25.442
10	20.438	24.074	23.270	31.366	1'39.148	314,0	14:17'04.590
11	20.066	23.969	23.132	31.287	1'38.454	314,9	14:18'43.044
12	20.257	23.990	23.305	31.378	1'38.930	310,3	14:20'21.974
13	20.056	23.980	23.237	31.441	1'38.714	314,0	14:22'00.688
14	20.102	24.039	23.336	31.377	1'38.854	314,9	14:23'39.542
15	19.981	24.072	23.357	31.440	1'38.850	315,8	14:25'18.392
16	20.404	24.256	23.303	31.348	1'39.311	314,9	14:26'57.703
17	20.215	24.095	23.421	31.443	1'39.174	314,9	14:28'36.877
18	20.088	24.210	23.547	31.505	1'39.350	315,8	14:30'16.227
19	20.107	24.143	23.394	31.466	1'39.110	312,1	14:31'55.337
20	20.406	24.336	23.401	31.594	1'39.737	313,0	14:33'35.074
21	20.267	24.189	23.346	31.659	1'39.461	313,0	14:35'14.535

Race Time 34'43.075

14° 45 S. REDDING (1'37.291)

Lap	Seg.1	Seg.2	Seg.3	Seg.4	Lap Time	km/h	Local Time
1		23.808	23.009	31.089	1'41.690		14:02'13.150

15° 44 L. MAHIAS (1'38.641)

Lap	Seg.1	Seg.2	Seg.3	Seg.4	Lap Time	km/h	Local Time
1		24.624	23.771	31.617	1'45.441		14:02'16.901
2	20.722	24.327	23.617	31.490	1'40.156	314,0	14:03'57.057
3	20.394	24.066	23.495	31.374	1'39.329	308,6	14:05'36.386
4	21.149	24.488	23.481	31.554	1'40.672	309,5	14:07'17.058
5	20.216	24.051	23.396	31.324	1'38.987	306,8	14:08'56.045
6	20.381	24.149	23.428	31.507	1'39.465	306,8	14:10'35.510
7	20.172	23.975	23.418	31.495	1'39.060	306,8	14:12'14.570
8	20.143	24.285	23.542	31.321	1'39.291	307,7	14:13'53.861
9	20.161	24.020	23.518	31.291	1'38.990	310,3	14:15'32.851
10	20.110	24.428	23.437	31.268	1'39.243	305,9	14:17'12.094
11	20.333	23.964	23.495	31.221	1'39.013	305,1	14:18'51.107
12	20.083	24.000	23.397	31.254	1'38.734	308,6	14:20'29.841
13	20.192	24.010	23.331	31.108	1'38.641	305,9	14:22'08.482
14	20.796	24.005	23.595	31.384	1'39.780	308,6	14:23'48.262
15	20.306	24.191	23.439	31.209	1'39.145	295,9	14:25'27.407
16	20.777	23.890	23.370	31.244	1'39.281	311,2	14:27'06.688
17	20.381	23.985	23.491	31.356	1'39.213	305,9	14:28'45.901
18	20.369	23.961	23.456	31.422	1'39.208	303,4	14:30'25.109
19	20.481	24.070	23.475	31.643	1'39.669	305,1	14:32'04.778
20	20.312	24.114	23.350	31.483	1'39.259	305,1	14:33'44.037
21	20.680	24.123	23.383	31.345	1'39.531	304,2	14:35'23.568

Race Time 34'52.108

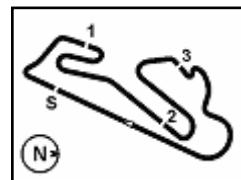
16° 32 I. VINALES (1'38.879)

Lap	Seg.1	Seg.2	Seg.3	Seg.4	Lap Time	km/h	Local Time
1		24.892	23.990	31.483	1'46.249		14:02'17.709
2	20.726	24.077	23.497	31.266	1'39.566	312,1	14:03'57.275
3	20.372	24.152	23.511	31.178	1'39.213	307,7	14:05'36.488
4	20.559	24.077	23.463	31.354	1'39.453	316,7	14:07'15.941
5	20.163	24.162	23.498	31.506	1'39.329	309,5	14:08'55.270
6	20.050	24.112	23.455	31.392	1'39.009	308,6	14:10'34.279
7	20.103	24.233	23.485	31.480	1'39.301	307,7	14:12'13.580
8	20.182	24.181	23.466	31.434	1'39.263	305,9	14:13'52.843
9	20.124	24.112	23.489	31.484	1'39.209	306,8	14:15'32.052
10	20.051	24.112	23.475	31.525	1'39.163	305,9	14:17'11.215
11	20.094	24.115	23.408	31.535	1'39.152	305,9	14:18'50.367
12	20.019	24.056	23.427	31.377	1'38.879	306,8	14:20'29.246
13	20.094	24.022	23.512	31.500	1'39.128	306,8	14:22'08.374
14	20.495	24.195	23.601	31.477	1'39.768	307,7	14:23'48.142
15	20.006	24.228	23.417	31.565	1'39.216	306,8	14:25'27.358
16	20.150	24.084	23.493	31.497	1'39.224	307,7	14:27'06.582

30/05/2021 P = Pits In/Out - C = Lap Time Cancelled

These data/results cannot be reproduced, stored and/or transmitted in whole or in part by any manner of electronic, mechanical, photocopying, recording, broadcasting or otherwise now known or herein after developed without the previous express consent by the copyright owner, except for reproduction in daily press and regular printed publications on sale to the public within 60 days of the event related to those data/results and always provided that copyright symbol appears together as follows below.

© DORNA WSBK ORGANIZATION Srl 2021



Gaerne Estoril Round, 28-30 May 2021

Chronological Analysis Race 2

Circuito Estoril 4.182 m

Start at 14:00'31.460

4 / 4

17	20.160	24.071	23.478	31.567	1'39.276	306,8	14:28'45.858	8	20.423	24.324	23.530	31.934	1'40.211	300,8	14:14'05.499
18	20.050	24.076	23.509	31.588	1'39.223	307,7	14:30'25.081	9	20.481	24.381	23.605	31.876	1'40.343	302,5	14:15'45.842
19	20.706	24.378	23.628	31.440	1'40.152	297,5	14:32'05.233	10	20.422	24.508	23.707	32.025	1'40.662	302,5	14:17'26.504
20	20.141	24.135	23.450	31.439	1'39.165	311,2	14:33'44.398	11	20.519	24.470	23.740	31.967	1'40.696	296,7	14:19'07.200
21	20.454	24.195	23.394	31.344	1'39.387	306,8	14:35'23.785	12	20.460	24.418	23.589	31.842	1'40.309	300,8	14:20'47.509

Race Time 34'52.325

17° 23 C. PONSSON (1'40.163)

Lap	Seg.1	Seg.2	Seg.3	Seg.4	Lap Time	km/h	Local Time
1		24.862	24.120	32.015	1'47.203		14:02'18.663
2	20.819	24.392	23.950	32.024	1'41.185	314,0	14:03'59.848
3	20.533	24.451	23.845	32.039	1'40.868	308,6	14:05'40.716
4	20.502	24.383	23.862	31.888	1'40.635	307,7	14:07'21.351
5	20.463	24.424	23.723	31.931	1'40.541	309,5	14:09'01.892
6	20.362	24.287	23.745	31.909	1'40.303	308,6	14:10'42.195
7	20.358	24.385	23.698	31.928	1'40.369	308,6	14:12'22.564
8	20.357	24.350	23.723	31.846	1'40.276	309,5	14:14'02.840
9	20.333	24.357	23.700	31.832	1'40.222	307,7	14:15'43.062
10	20.305	24.534	23.751	31.834	1'40.424	308,6	14:17'23.486
11	20.494	24.669	23.706	32.059	1'40.928	306,8	14:19'04.414
12	20.267	24.429	23.787	31.928	1'40.411	307,7	14:20'44.825
13	20.526	24.350	23.834	31.815	1'40.525	307,7	14:22'25.350
14	20.411	24.325	23.734	31.989	1'40.459	309,5	14:24'05.809
15	20.515	24.507	23.808	31.816	1'40.646	308,6	14:25'46.455
16	20.380	24.508	23.792	31.749	1'40.429	306,8	14:27'26.884
17	20.373	24.485	23.700	31.807	1'40.365	307,7	14:29'07.249
18	20.348	24.333	23.757	31.725	1'40.163	307,7	14:30'47.412
19	20.204	24.327	23.839	31.866	1'40.236	309,5	14:32'27.648
20	20.311	24.384	23.961	31.835	1'40.491	308,6	14:34'08.139
21	20.300	24.469	23.775	31.957	1'40.501	309,5	14:35'48.640

Race Time 35'17.180

18° 84 L. CRESSON (1'40.191)

Lap	Seg.1	Seg.2	Seg.3	Seg.4	Lap Time	km/h	Local Time
1		25.034	24.119	32.071	1'47.572		14:02'19.032
2	20.745	24.466	23.936	31.786	1'40.933	306,8	14:03'59.965
3	20.661	24.507	23.838	32.050	1'41.056	311,2	14:05'41.021
4	20.616	24.434	23.896	31.789	1'40.735	305,9	14:07'21.756
5	20.452	24.473	23.824	31.666	1'40.415	307,7	14:09'02.171
6	20.420	24.287	23.648	31.836	1'40.191	305,1	14:10'42.362
7	20.463	24.536	23.645	31.794	1'40.438	305,1	14:12'22.800
8	20.453	24.324	23.736	31.716	1'40.229	308,6	14:14'03.029
9	20.405	24.386	23.975	31.747	1'40.513	306,8	14:15'43.542
10	20.376	24.474	23.738	31.802	1'40.390	305,9	14:17'23.932
11	20.486	24.446	23.698	32.079	1'40.709	305,9	14:19'04.641
12	20.529	24.351	23.736	31.840	1'40.456	305,1	14:20'45.097
13	20.617	24.355	23.741	31.865	1'40.578	305,1	14:22'25.675
14	20.523	24.290	23.788	31.883	1'40.484	305,9	14:24'06.159
15	20.550	24.541	23.906	31.653	1'40.650	304,2	14:25'46.809
16	20.459	24.500	23.824	31.807	1'40.590	304,2	14:27'27.399
17	20.501	24.367	23.756	31.794	1'40.418	305,1	14:29'07.817
18	20.737	24.471	23.812	31.946	1'40.966	302,5	14:30'48.783
19	20.654	24.429	23.874	32.121	1'41.078	303,4	14:32'29.861
20	20.749	24.511	23.950	31.921	1'41.131	303,4	14:34'10.992
21	20.535	24.750	23.987	31.851	1'41.123	304,2	14:35'52.115

Race Time 35'20.655

RET 76 S. CAVALIERI (1'40.211)

Lap	Seg.1	Seg.2	Seg.3	Seg.4	Lap Time	km/h	Local Time
1		25.475	24.475	32.213	1'48.900		14:02'20.360
2	20.781	24.819	24.080	32.175	1'41.855	304,2	14:04'02.215
3	20.731	24.743	23.645	31.965	1'41.084	301,7	14:05'43.299
4	20.692	24.532	23.625	31.940	1'40.789	300,0	14:07'24.088
5	20.415	24.328	23.585	31.949	1'40.277	303,4	14:09'04.365
6	20.464	24.391	23.710	31.930	1'40.495	302,5	14:10'44.860
7	20.538	24.407	23.605	31.878	1'40.428	302,5	14:12'25.288

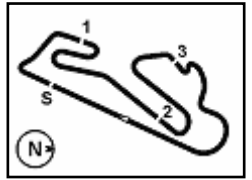
30/05/2021

P = Pits In/Out - C = Lap Time Cancelled

These data/results cannot be reproduced, stored and/or transmitted in whole or in part by any manner of electronic, mechanical, photocopying, recording, broadcasting or otherwise now known or herein after developed without the previous express consent by the copyright owner, except for reproduction in daily press and regular printed publications on sale to the public within 60 days of the event related to those data/results and always provided that copyright symbol appears together as follows below.

© DORNA WSBK ORGANIZATION Srl 2021





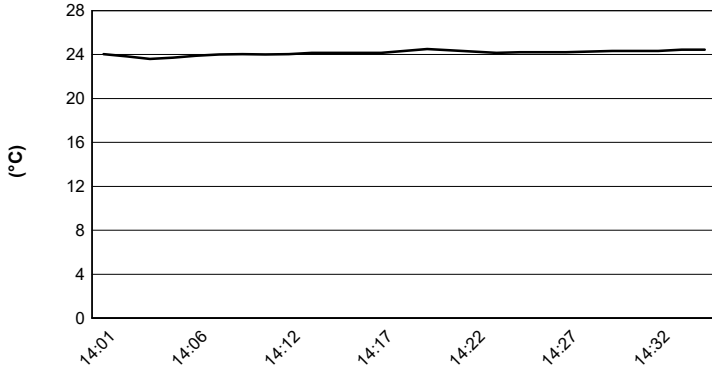
Circuito Estoril 4.182 m

Gaerne Estoril Round, 28-30 May 2021

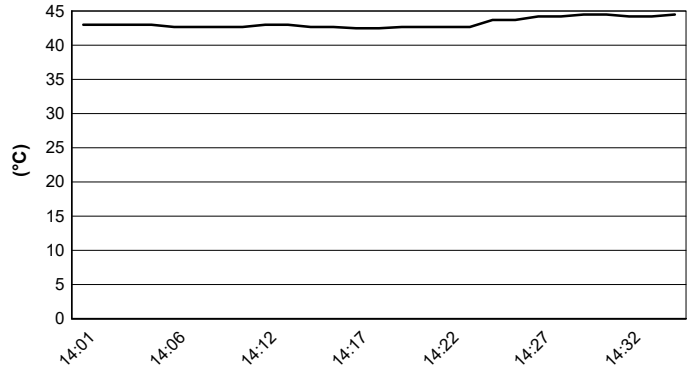
Weather Report Race 2

Session started 14:01 - Session ended 14:36

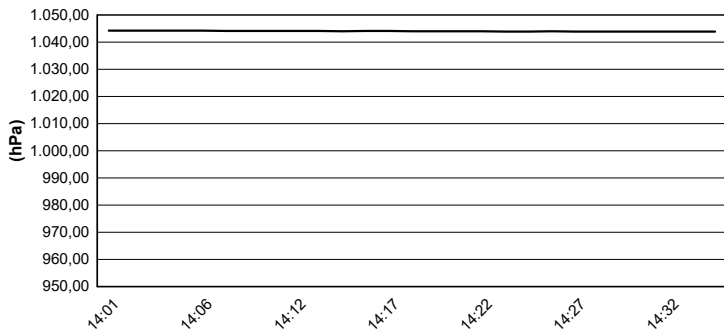
Air Temperature



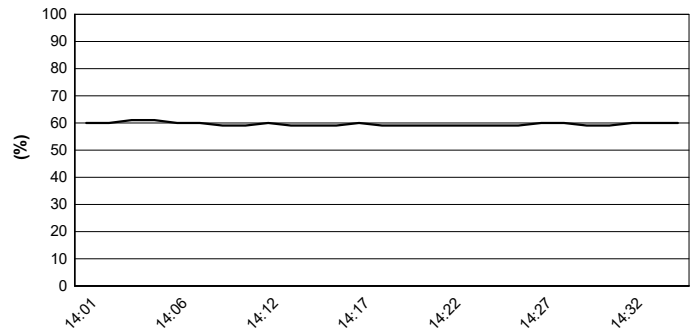
Track Temperature



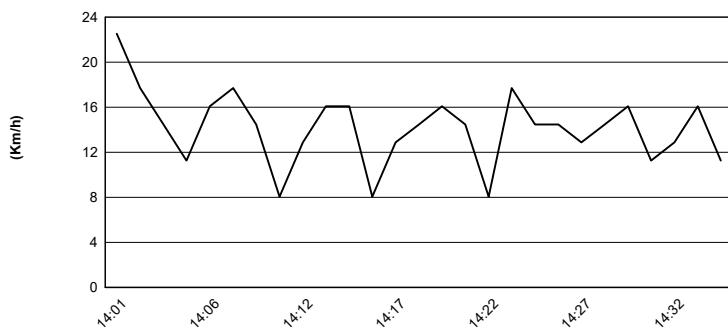
Air Pressure



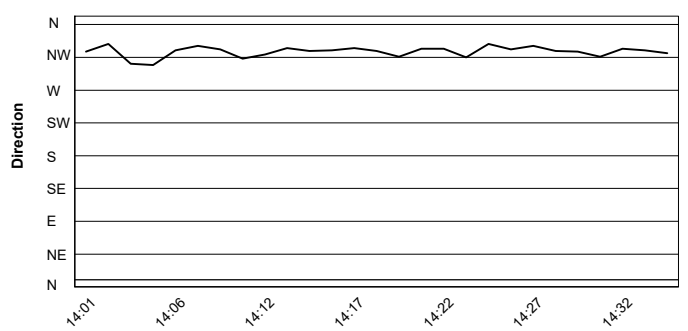
Humidity



Wind Speed



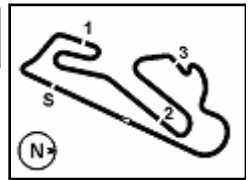
Wind Direction



30/05/2021

These data/results cannot be reproduced, stored and/or transmitted in whole or in part by any manner of electronic, mechanical, photocopying, recording, broadcasting or otherwise now known or herein after developed without the previous express consent by the copyright owner, except for reproduction in daily press and regular printed publications on sale to the public within 60 days of the event related to those data/results and always provided that copyright symbol appears together as follows below.

© DORNA WSBK ORGANIZATION Srl 2021



Gaerne Estoril Round, 28-30 May 2021
Manufacturers Standings

Circuito Estoril 4.182 m

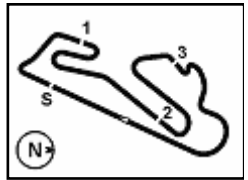
	Points	Points From First	Points From Previous	May 23	May 30	June 13	July 4	July 25	August 8	August 22	September 5	September 19	September 26	October 3	October 16	November 14		
				ARAGON	ESTORIL	MISANO	DONINGTON	ASSEN	MOST	NAVARRA	MAGNY-COURS	BARCELONA	JEREZ	PORTIMAO	VILLICUM	MANDALIKA		
1 KAWASAKI	110			25 20 12	16 25 12													
2 DUCATI	96	14		13 25 6	25 20 7													
3 YAMAHA	78	32	18	16 10 7	20 16 9													
4 BMW	50	60	28	10 13 5	9 10 3													
5 HONDA	33	77	17	8 5 3	8 9													

30/05/2021 First Line: Race 1 & 2 - Second Line: Tissot Superpole Race

These data/results cannot be reproduced, stored and/or transmitted in whole or in part by any manner of electronic, mechanical, photocopying, recording, broadcasting or otherwise now known or herein after developed without the previous express consent by the copyright owner, except for reproduction in daily press and regular printed publications on sale to the public within 60 days of the event related to those data/results and always provided that copyright symbol appears together as follows below.

© DORNA WSBK ORGANIZATION Srl 2021





Gaerne Estoril Round, 28-30 May 2021 Team Standings

Circuito Estoril 4.182 m
1 / 3

	May 23 ARAGON	May 30 ESTORIL	June 13 MISANO	July 4 DONINGTON	July 25 ASSEN	August 8 MOST	August 22 NAVARRA	September 5 MAGNY-COURS	September 19 BARCELONA	September 26 JEREZ	October 3 PORTIMAO	October 16 VILLICUM	November 14 MANDALIKA
1 Kawasaki Racing Team WorldSBK	172												
REA Jonathan	110	25 12	20 12	16 12	25								
LOWES Alex	62	20 9	16	13 4									
2 Pata Yamaha with BRIXX WorldSBK	105 (-67)												
RAZGATLIOGLU Toprak	75	16 4	10	20 9	16								
LOCATELLI Andrea	30	6	7	6	11								
3 Aruba.it Racing - Ducati	97 (-75)												
REDDING Scott	72	13 2	25	25 7									
RINALDI Michael Ruben	25	9		11 5									
4 BMW Motorrad WorldSBK Team	76 (-96)												
VAN DER MARK Michael	40	5 5	11	9 10									
SYKES Tom	36	10	13	2 3	8								
5 GRT Yamaha WorldSBK Team*	53 (-119)												
GERLOFF Garrett	42	7 7	9	13 6									
NOZANE Kohta	11	2 1	4	1 3									
6 Team GoEleven*	48 (-124)												
DAVIES Chaz	48	11 6		10 1	20								
7 Team HRC	41 (-131)												
BAUTISTA Alvaro	25		5 3	8	9								
HASLAM Leon	16	8		4	4								
8 Motocorsa Racing*	16 (-156)												
BASSANI Axel	16	4	2	5	5								
9 Barni Racing Team*	13 (-159)												
RABAT Tito	13			7	6								
10 Kawasaki Puccetti Racing*	12 (-160)												
MAHIAS Lucas	12	1	6	3	2								
11 RC Squadra Corse*	9 (-163)												
LAVERTY Eugene	9			7 2									
12 Bonovo MGM Racing*	8 (-164)												
FOLGER Jonas	8		8										
13 Orelac Racing VerdNatura*	7 (-165)												
VINALES Isaac	7	3	3	1									
14 Alstare Yamaha*	1 (-171)												

30/05/2021 * Independent teams

These data/results cannot be reproduced, stored and/or transmitted in whole or in part by any manner of electronic, mechanical, photocopying, recording, broadcasting or otherwise now known or herein after developed without the previous express consent by the copyright owner, except for reproduction in daily press and regular printed publications on sale to the public within 60 days of the event related to those data/results and always provided that copyright symbol appears together as follows below.

© DORNA WSBK ORGANIZATION Srl 2021

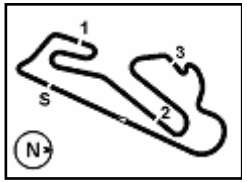
FICR PERUGIA TIMING



Official Tyre Supplier



Official Timekeeper



Gaerne Estoril Round, 28-30 May 2021
Team Standings

Circuito Estoril 4.182 m
2 / 3

PONSSON Christophe	1	May 23 ARAGON	May 30 ESTORIL	June 13 MISANO	July 4 DONINGTON	July 25 ASSEN	August 8 MOST	August 22 NAVARRA	September 5 MAGNY-COURS	September 19 BARCELONA	September 26 JEREZ	October 3 PORTIMAO	October 16 VILLICUM	November 14 MANDALIKA	
--------------------	---	-------------------------	--------------------------	--------------------------	----------------------------	-------------------------	-------------------------	-----------------------------	-----------------------------------	----------------------------------	------------------------------	------------------------------	-------------------------------	---------------------------------	--

30/05/2021

These data/results cannot be reproduced, stored and/or transmitted in whole or in part by any manner of electronic, mechanical, photocopying, recording, broadcasting or otherwise now known or herein after developed without the previous express consent by the copyright owner, except for reproduction in daily press and regular printed publications on sale to the public within 60 days of the event related to those data/results and always provided that copyright symbol appears together as follows below.

© DORNA WSBK ORGANIZATION Srl 2021

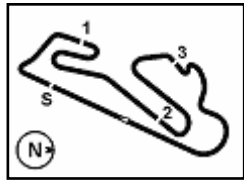
FICR PERUGIA TIMING



Official Tyre Supplier



Official Timekeeper



Gaerne Estoril Round, 28-30 May 2021 Team Standings

Circuito Estoril 4.182 m
3 / 3

	May 23 ARAGON	May 30 ESTORIL	June 13 MISANO	July 4 DONINGTON	July 25 ASSEN	August 8 MOST	August 22 NAVARRA	September 5 MAGNY-COURS	September 19 BARCELONA	September 26 JEREZ	October 3 PORTIMAO	October 16 VILLICUM	November 14 MANDALIKA
--	------------------	-------------------	-------------------	---------------------	------------------	------------------	----------------------	----------------------------	---------------------------	-----------------------	-----------------------	------------------------	--------------------------

Independent Teams													
1 GRT Yamaha WorldSBK Team 53													
GERLOFF Garrett	42	7 7	9 13	6									
NOZANE Kohta	11	2 4 1	1	3									
2 Team GoEleven 48 (-5)													
DAVIES Chaz	48	11 6	10 20	1									
3 Motocorsa Racing 16 (-37)													
BASSANI Axel	16	4 2	5 5										
4 Barni Racing Team 13 (-40)													
RABAT Tito	13		7 6										
5 Kawasaki Puccetti Racing 12 (-41)													
MAHIAS Lucas	12	1 6	3 2										
6 RC Squadra Corse 9 (-44)													
LAVERTY Eugene	9		7 2										
7 Bonovo MGM Racing 8 (-45)													
FOLGER Jonas	8	8											
8 Orelec Racing VerdNatura 7 (-46)													
VINALES Isaac	7	3 3	1										
9 Alstare Yamaha 1 (-52)													
PONSSON Christophe	1	1											

30/05/2021

These data/results cannot be reproduced, stored and/or transmitted in whole or in part by any manner of electronic, mechanical, photocopying, recording, broadcasting or otherwise now known or herein after developed without the previous express consent by the copyright owner, except for reproduction in daily press and regular printed publications on sale to the public within 60 days of the event related to those data/results and always provided that copyright symbol appears together as follows below.

© DORNA WSBK ORGANIZATION Srl 2021

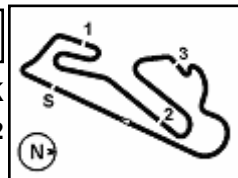
FIAT PERUGIA TIMING



Official Tyre Supplier



Official Timekeeper


Gaerne Estoril Round, 28-30 May 2021
Race Winners

	2018	2019	2020	2021
01 Aragon	RC1: Rea J. (GBR) KAW RC2: Davies C. (GBR) DUC	RC1: Bautista A. (ESP) DUC SPRC: Bautista A. (ESP) DUC RC2: Bautista A. (ESP) DUC	RC1: Redding S. (GBR) DUC SPRC: Rea J. (GBR) KAW RC2: Rea J. (GBR) KAW	RC1: Rea J. (GBR) KAW SPRC: Rea J. (GBR) KAW RC2: Redding S. (GBR) DUC
02 Estoril			RC1: Razgatlioglu T. (TUR) YAM SPRC: Razgatlioglu T. (TUR) YAM RC2: Davies C. (GBR) DUC	RC1: Redding S. (GBR) DUC SPRC: Rea J. (GBR) KAW RC2: Rea J. (GBR) KAW
03 Misano	RC1: Rea J. (GBR) KAW RC2: Rea J. (GBR) KAW	RC1: Rea J. (GBR) KAW SPRC: Bautista A. (ESP) DUC RC2: Rea J. (GBR) KAW		
04 Donington	RC1: van der Mark M. (NED) YAM RC2: van der Mark M. (NED) YAM	RC1: Rea J. (GBR) KAW SPRC: Rea J. (GBR) KAW RC2: Rea J. (GBR) KAW		
05 Assen	RC1: Rea J. (GBR) KAW RC2: Sykes T. (GBR) KAW	RC1: Bautista A. (ESP) DUC SPRC: Cancelled RC2: Bautista A. (ESP) DUC		
06 Most				
07 Navarra				
08 Magny-Cours	RC1: Rea J. (GBR) KAW RC2: Rea J. (GBR) KAW	RC1: Razgatlioglu T. (TUR) KAW SPRC: Razgatlioglu T. (TUR) KAW RC2: Rea J. (GBR) KAW	RC1: Rea J. (GBR) KAW SPRC: Rea J. (GBR) KAW RC2: Redding S. (GBR) DUC	
09 Barcelona			RC1: Rea J. (GBR) KAW SPRC: van der Mark M. (NED) YAM RC2: Davies C. (GBR) DUC	
10 Jerez		RC1: Bautista A. (ESP) DUC SPRC: Bautista A. (ESP) DUC RC2: van der Mark M. (NED) YAM	RC1: Redding S. (GBR) DUC SPRC: Rea J. (GBR) KAW RC2: Redding S. (GBR) DUC	
11 Portimao	RC1: Rea J. (GBR) KAW RC2: Rea J. (GBR) KAW	RC1: Rea J. (GBR) KAW SPRC: Rea J. (GBR) KAW RC2: Bautista A. (ESP) DUC	RC1: Rea J. (GBR) KAW SPRC: Rea J. (GBR) KAW RC2: Rea J. (GBR) KAW	
12 Villicum	RC1: Rea J. (GBR) KAW RC2: Rea J. (GBR) KAW	RC1: Bautista A. (ESP) DUC SPRC: Rea J. (GBR) KAW RC2: Rea J. (GBR) KAW		
13 Mandalika				

30/05/2021

These data/results cannot be reproduced, stored and/or transmitted in whole or in part by any manner of electronic, mechanical, photocopying, recording, broadcasting or otherwise now known or herein after developed without the previous express consent by the copyright owner, except for reproduction in daily press and regular printed publications on sale to the public within 60 days of the event related to those data/results and always provided that copyright symbol appears together as follows below.

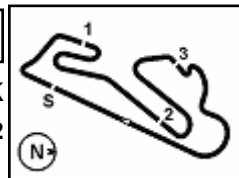
© DORNA WSBK ORGANIZATION Srl 2021

FKR PERUGIA TIMING


Official Tyre Supplier



Official Timekeeper



Gaerne Estoril Round, 28-30 May 2021 Race Winners

2021

- 4 J. Rea
- 2 S. Redding

ALL TIMES

103 J. Rea	16 G. Falappa	8 F. Merkel	3 A. Yanagawa	1 G. Goodfellow
59 C. Fogarty	16 N. Hodgson	7 B. Bostrom	2 L. Baz	1 N. Hayden
52 T. Bayliss	16 J. Toseland	7 S. Redding	2 S. Byrne	1 T. Kipp
43 N. Haga	14 J. Kocinski	5 L. Haslam	2 D. Chandler	1 K. Kitagawa
34 T. Sykes	14 S. Russell	5 T. Razgatlioglu	2 M. Dowson	1 G. McCoy
33 T. Corser	14 B. Spies	5 D. Tardozzi	2 P. Goddard	1 A. Meklau
32 C. Davies	13 E. Laverty	4 M. Fabrizio	2 H. Izutsu	1 A. Morillas
31 C. Edwards	13 A. Slight	4 Y. Kagayama	2 A. Lowes	1 F. Nieto
27 D. Polen	11 R. Laconi	4 R. Phillis	2 M. Lucchiari	1 P. Picotte
24 C. Checa	11 S. Mertens	4 M. van der Mark	2 M. Lucchinelli	1 A. Pitt
23 R. Roche	11 R. Xaus	3 C. Crutchlow	2 K. Magee	1 J. Reynolds
22 M. Melandri	10 F. Pirovano	3 M. Doohan	2 M. Neukirchner	1 M. Rinaldi
21 M. Biaggi	10 C. Vermeulen	3 R. Kiyonari	2 T. Rymer	1 A. Ryo
17 P. Chili	9 S. Guintoli	3 L. Lanzi	1 T. Aoki	1 Y. Takeda
16 A. Bautista	8 A. Gobert	3 M. Tamada	1 A. Barros	1 J. Torres

30/05/2021

These data/results cannot be reproduced, stored and/or transmitted in whole or in part by any manner of electronic, mechanical, photocopying, recording, broadcasting or otherwise now known or herein after developed without the previous express consent by the copyright owner, except for reproduction in daily press and regular printed publications on sale to the public within 60 days of the event related to those data/results and always provided that copyright symbol appears together as follows below.

© DORNA WSBK ORGANIZATION Srl 2021

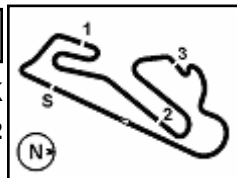
FKR PERUGIA TIMING



Official Tyre Supplier



Official Timekeeper



Gaerne Estoril Round, 28-30 May 2021 Best Laps & Speeds

No.	Rider Bike	Nat	Best Lap		FP1		FP2		FP3		SP		RC1		WUP		SPRC		RC2	
			LL	SPD	LL	SPD	LL	SPD	LL	SPD	LL	SPD	LL	SPD	LL	SPD	LL	SPD	LL	SPD
1	J. REA Kawasaki ZX-10RR	GBR	1'35.876		1'37.501	324,3	1'37.831	322,3	1'36.591	324,3	1'35.876	319,5	1'37.040	323,3	1'36.416	319,5	1'36.670	320,4	1'37.190	323,3
2	S. REDDING Ducati Panigale V4 R	GBR	1'36.047		1'37.624	325,3	1'37.334	320,4	1'36.389	322,3	1'36.047	324,3	1'36.937	321,4	1'37.373	323,3	1'36.760	325,3	1'37.291	322,3
3	T. RAZGATLIOGLU Yamaha YZF R1	TUR	1'36.164		1'36.920	322,3	1'37.284	318,5	1'37.416	319,5	1'36.164	317,6	1'36.877	317,6	1'36.539	316,7	1'36.734	318,5	1'37.208	318,5
4	G. GERLOFF Yamaha YZF R1	USA	1'36.350		1'38.074	320,4	1'37.826	319,5	1'36.509	318,5	1'36.350	317,6	1'37.255	320,4	1'36.726	314,8	1'36.755	319,5		
5	T. SYKES BMW M 1000 RR	GBR	1'36.369		1'38.170	320,4	1'38.039	317,6	1'37.281	317,6	1'36.369	317,6	1'38.500	320,4	1'37.114	315,7	1'37.291	318,5	1'38.070	319,5
6	M. RINALDI Ducati Panigale V4 R	ITA	1'36.532		1'38.246	325,3	1'37.815	321,4	1'37.214	320,4	1'36.532	321,4	1'37.341	324,3	1'37.005	322,3	1'36.933	325,3		
7	A. LOWES Kawasaki ZX-10RR	GBR	1'36.686		1'37.604	324,3	1'37.836	319,5	1'36.686	321,4	1'37.049	321,4	1'37.412	320,4	1'37.249	319,5	1'36.909	324,3	1'37.437	320,4
8	C. DAVIES Ducati Panigale V4 R	GBR	1'36.823		1'37.896	328,2	1'38.644	315,7	1'37.259	318,5	1'37.422	320,4	1'37.634	322,3	1'37.278	317,6	1'36.823	328,2	1'37.231	325,3
9	L. MAHIAS Kawasaki ZX-10RR	FRA	1'36.863		1'39.756	315,7	1'38.483	307,6	1'37.770	311,2	1'36.863	313,9	1'38.614	313,0	1'37.315	307,6			1'38.641	313,9
10	T. RABAT Ducati Panigale V4 R	ESP	1'36.892		1'38.469	326,2	1'38.710	323,3	1'37.416	325,3	1'36.892	325,3	1'37.757	326,2	1'37.591	322,3	1'37.512	323,3	1'38.255	322,3
11	A. LOCATELLI Yamaha YZF R1	ITA	1'37.031		1'38.666	321,4	1'38.254	318,5	1'37.362	318,5	1'37.031	321,4	1'38.019	318,5	1'37.740	315,7	1'37.485	316,7	1'37.726	319,5
12	J. FOLGER BMW M 1000 RR	GER	1'37.128		1'37.941	319,5	1'38.140	317,6	1'37.660	317,6	1'37.128	319,5	1'38.762	319,5	1'37.441	317,6	1'38.113	318,5	1'39.077	319,5
13	M. VAN DER MARK BMW M 1000 RR	NED	1'37.193		1'39.303	319,5	1'38.293	317,6	1'37.945	318,5	1'37.193	319,5	1'37.808	318,5	1'37.503	316,7	1'37.408	319,5	1'37.855	318,5
14	A. BAUTISTA Honda CBR1000 RR-R	ESP	1'37.220		1'38.672	328,2	1'38.469	322,3	1'37.797	324,3	1'37.731	326,2	1'37.620	324,3	1'37.462	322,3	1'37.220	328,2	1'37.927	327,2
15	E. LAVERTY BMW M 1000 RR	IRL	1'37.233		1'37.853	324,3	1'38.123	320,4	1'37.486	320,4	1'37.266	321,4	1'37.840	324,3	1'37.316	321,4	1'37.233	322,3	1'38.025	323,3
16	L. HASLAM Honda CBR1000 RR-R	GBR	1'37.399		1'38.510	326,2	1'38.427	320,4	1'37.858	321,4	1'37.399	326,2	1'38.051	324,3	1'38.016	323,3	1'38.102	321,4	1'38.216	323,3
17	A. BASSANI Ducati Panigale V4 R	ITA	1'37.602		1'38.932	322,3	1'38.716	316,7	1'37.977	320,4	1'37.657	321,4	1'38.048	320,4	1'37.661	322,3	1'37.602	320,4	1'38.195	322,3
18	K. NOZANE Yamaha YZF R1	JPN	1'37.611		1'39.607	318,5	1'39.036	313,9	1'38.917	314,8	1'37.611	315,7	1'38.370	317,6			1'37.619	318,5	1'38.346	315,7
19	I. VINALES Kawasaki ZX-10RR	ESP	1'38.306		1'39.522	316,7	1'39.237	313,0	1'38.853	313,9	1'38.512	315,7	1'39.189	310,3	1'38.306	315,7	1'38.331	313,0	1'38.879	316,7
20	C. PONSSON Yamaha YZF R1	FRA	1'38.854		1'39.755	316,7	1'39.723	313,0	1'39.749	313,0	1'38.854	316,7	1'39.782	313,9	1'39.125	312,1	1'39.827	313,0	1'40.163	313,9
21	S. CAVALIERI Kawasaki ZX-10RR	ITA	1'39.816		1'42.358	309,4	1'40.878	303,3	1'40.620	305,0	1'40.288	304,2	1'40.728	306,8	1'39.816	306,8	1'40.248	309,4	1'40.211	304,2
22	L. CRESSON Kawasaki ZX-10RR	BEL	1'39.982		1'42.879	314,8	1'41.205	308,5	1'40.715	308,5	1'40.008	313,0	1'40.807	311,2	1'39.982	309,4	1'40.098	313,0	1'40.191	311,2

30/05/2021

These data/results cannot be reproduced, stored and/or transmitted in whole or in part by any manner of electronic, mechanical, photocopying, recording, broadcasting or otherwise now known or herein after developed without the previous express consent by the copyright owner, except for reproduction in daily press and regular printed publications on sale to the public within 60 days of the event related to those data/results and always provided that copyright symbol appears together as follows below.

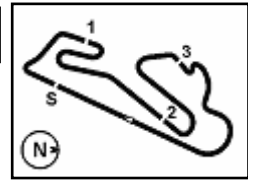
© DORNA WSBK ORGANIZATION Srl 2021

PIRELLI


Official Tyre Supplier



Official Timekeeper



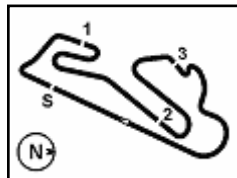
Circuito Estoril 4.182 m

Gaerne Estoril Round, 28-30 May 2021
Pirelli Best Lap Award

	Points	Points From First	Points From Previous	May 23 ARAGON	May 30 ESTORIL	June 13 MISANO	July 4 DONINGTON	July 25 ASSEN	August 8 MOST	August 22 NAVARRA	September 5 MAGNY-COURS	September 19 BARCELONA	September 26 JEREZ	October 3 PORTIMAO	October 16 VILLICUM	November 14 MANDALIKA		
1 REA Jonathan (GBR)	2			1	1													
2 RAZGATLIOGLU Toprak (TUR)	1	1			1													
3 DAVIES Chaz (GBR)	1	1	0	1														

30/05/2021
 These data/results cannot be reproduced, stored and/or transmitted in whole or in part by any manner of electronic, mechanical, photocopying, recording, broadcasting or otherwise now known or herein after developed without the previous express consent by the copyright owner, except for reproduction in daily press and regular printed publications on sale to the public within 60 days of the event related to those data/results and always provided that copyright symbol appears together as follows below.
 © DORNA WSBK ORGANIZATION Srl 2021





Gaerne Estoril Round, 28-30 May 2021

Rider's Performance

Circuito Estoril 4.182 m

Points	Points From First	Points From Previous	May 23 ARAGON			May 30 ESTORIL			June 13 MISANO			July 4 DONINGTON			July 25 ASSEN			August 8 MOST			August 22 NAVARRA			September 5 MAGNY-COURS			September 19 BARCELONA			September 26 JEREZ			October 3 PORTIMAO			October 16 VILLICUM			November 14 MANDALIKA		
			SP	1	2	SP	1	2	SP	1	2	SP	1	2	SP	1	2	SP	1	2	SP	1	2	SP	1	2	SP	1	2	SP	1	2	SP	1	2	SP	1	2			
1	REA	110	1	1	2	1	3	1																																	
	Jonathan (GBR)																																								
2	RAZGATLIOGLU	75	35	10	3	6	3	2	3																																
	Toprak (TUR)																																								
3	REDDING	72	38	3	2	4	1	2	1	16																															
	Scott (GBR)																																								
4	LOWES	62	48	10	4	2	3	10	19	4																															
	Alex (GBR)																																								
5	DAVIES	48	62	14	5	5	19	15	6	2																															
	Chaz (GBR)																																								
6	GERLOFF	42	68	6	6	9	7	4	4	Rt																															
	Garrett (USA)																																								
7	VAN DER MARK	40	70	2	15	11	5	12	7	6																															
	Michael (NED)																																								
8	SYKES	36	74	4	3	6	4	5	14	8																															
	Tom (GBR)																																								
9	LOCATELLI	30	80	6	14	10	9	9	10	5																															
	Andrea (ITA)																																								
10	RINALDI	25	85	5	9	7	16	6	5	Rt																															
	Michael Ruben (ITA)																																								
11	BAUTISTA	25	85	0	8	Rt	11	18	8	7																															
	Alvaro (ESP)																																								
12	HASLAM	16	94	9	7	8	Rt	14	12	12																															
	Leon (GBR)																																								
13	BASSANI	16	94	0	20	12	14	17	11	11																															
	Axel (ITA)																																								
14	RABAT	13	97	3	11	Rt	Rt	8	9	10																															
	Tito (ESP)																																								
15	MAHIAS	12	98	1	13	15	10	7	13	14																															
	Lucas (FRA)																																								
16	NOZANE	11	99	1	16	14	12	16	15	13																															
	Kohta (JPN)																																								
17	LAVERTY	9	101	2	12	Rt	17	13	18	9																															
	Eugene (IRL)																																								
18	FOLGER	8	102	1	18	16	8	11	16	Rt																															
	Jonas (GER)																																								
19	VINALES	7	103	1	19	13	13	19	17	15																															
	Isaac (ESP)																																								
20	PONSSON	1	109	6	17	17	15	20	Rt	17																															
	Christophe (FRA)																																								

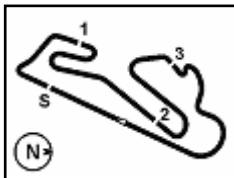
SP = Superpole - 1 = Race 1 - 2 = Race 2

Ns = Did Not Start - Rt = Retired - Ex = Excluded

30/05/2021

These data/results cannot be reproduced, stored and/or transmitted in whole or in part by any manner of electronic, mechanical, photocopying, recording, broadcasting or otherwise now known or herein after developed without the previous express consent by the copyright owner, except for reproduction in daily press and regular printed publications on sale to the public within 60 days of the event related to those data/results and always provided that copyright symbol appears together as follows below.

© DORNA WSBK ORGANIZATION Srl 2021



Circuito Estoril 4.182 m

Gaerne Estoril Round, 28-30 May 2021 Hyundai N-spired Award Race 2

	Points	Points From First	Points From Previous																
				May 23 ARAGON	May 30 ESTORIL	June 13 MISANO	July 4 DONINGTON	July 25 ASSEN	August 8 MOST	August 22 NAVARRA	September 5 MAGNY-COURS	September 19 BARCELONA	September 26 JEREZ	October 3 PORTIMAO	October 16 VILLICUM	November 14 MANDALIKA			
1 BASSANI Axel (ITA)	26			<u>8</u>	6	6													
2 BAUTISTA Alvaro (ESP)	21	5			<u>10</u>	<u>11</u>													
3 LOCATELLI Andrea (ITA)	18	8	3	4	7	7													
4 VAN DER MARK Michael (NED)	17	9	1	4	5	8													
5 VINALES Isaac (ESP)	17	9	0	6	6	2	3												
6 DAVIES Chaz (GBR)	16	10	1		9	7													
7 FOLGER Jonas (GER)	12	14	4	2	<u>10</u>														
8 CRESSON Loris (BEL)	12	14	0	5	3	1	3												
9 REDDING Scott (GBR)	8	18	4		7	1													
10 RAZGATLIOGLU Toprak (TUR)	8	18	0	7	1														
11 SYKES Tom (GBR)	6	20	2		6														
12 NOZANE Kohta (JPN)	6	20	0	2	1	3													
13 MAHIAS Lucas (FRA)	5	21	1		5														
14 HASLAM Leon (GBR)	5	21	0		2	3													
15 PONSSON Christophe (FRA)	5	21	0		2	3													
16 MERCADO Leandro (ARG)	4	22	1		4														
17 LOWES Alex (GBR)	4	22	0	2		2													
18 RINALDI Michael Ruben (ITA)	3	23	1	2	1														
19 RABAT Tito (ESP)	1	25	2			1													

30/05/2021

These data/results cannot be reproduced, stored and/or transmitted in whole or in part by any manner of electronic, mechanical, photocopying, recording, broadcasting or otherwise now known or herein after developed without the previous express consent by the copyright owner, except for reproduction in daily press and regular printed publications on sale to the public within 60 days of the event related to those data/results and always provided that copyright symbol appears together as follows below.

© DORNA WSBK ORGANIZATION Srl 2021

FICR PERUGIA TIMING


Official Tyre Supplier



Official Timekeeper