

Gaerne Estoril Round, 28-30 May 2021 Results Free Practice 2nd Session

Circuito Estoril 4.182 m

1 / 2

No.	Rider	Nat	Team	Bike	Class	Time	Gap	Rel.	Laps	Speed	
										Avg	Max
1	54 T. RAZGATLIOGLU	TUR	Pata Yamaha with BRIXX WorldSBK	Yamaha YZF R1		1'37.284			23	154,755	318,6
2	45 S. REDDING	GBR	Aruba.it Racing - Ducati	Ducati Panigale V4 R		1'37.334	0.050	0.050	23	154,676	320,5
3	21 M. RINALDI	ITA	Aruba.it Racing - Ducati	Ducati Panigale V4 R		1'37.815	0.531	0.481	19	153,915	321,4
4	31 G. GERLOFF	USA	GRT Yamaha WorldSBK Team	Yamaha YZF R1	IND	1'37.826	0.542	0.011	18	153,898	319,5
5	1 J. REA	GBR	Kawasaki Racing Team WorldSBK	Kawasaki ZX-10RR		1'37.831	0.547	0.005	21	153,890	322,4
6	22 A. LOWES	GBR	Kawasaki Racing Team WorldSBK	Kawasaki ZX-10RR		1'37.836	0.552	0.005	22	153,882	319,5
7	66 T. SYKES	GBR	BMW Motorrad WorldSBK Team	BMW M 1000 RR		1'38.039	0.755	0.203	14	153,563	314,9
8	50 E. LAVERTY	IRL	RC Squadra Corse	BMW M 1000 RR	IND	1'38.123	0.839	0.084	19	153,432	322,4
9	94 J. FOLGER	GER	Bonovo MGM Racing	BMW M 1000 RR	IND	1'38.140	0.856	0.017	16	153,405	317,6
10	55 A. LOCATELLI	ITA	Pata Yamaha with BRIXX WorldSBK	Yamaha YZF R1		1'38.254	0.970	0.114	23	153,227	317,6
11	60 M. VAN DER MARK	NED	BMW Motorrad WorldSBK Team	BMW M 1000 RR		1'38.293	1.009	0.039	18	153,167	318,6
12	91 L. HASLAM	GBR	Team HRC	Honda CBR1000 RR-R		1'38.427	1.143	0.134	14	152,958	320,5
13	19 A. BAUTISTA	ESP	Team HRC	Honda CBR1000 RR-R		1'38.469	1.185	0.042	17	152,893	324,3
14	44 L. MAHIAS	FRA	Kawasaki Puccetti Racing	Kawasaki ZX-10RR	IND	1'38.483	1.199	0.014	19	152,871	315,8
15	7 C. DAVIES	GBR	Team GoEleven	Ducati Panigale V4 R	IND	1'38.644	1.360	0.161	4	152,622	315,8
16	53 T. RABAT	ESP	Barni Racing Team	Ducati Panigale V4 R	IND	1'38.710	1.426	0.066	18	152,520	321,4
17	47 A. BASSANI	ITA	Motocorsa Racing	Ducati Panigale V4 R	IND	1'38.716	1.432	0.006	20	152,510	317,6
18	3 K. NOZANE	JPN	GRT Yamaha WorldSBK Team	Yamaha YZF R1	IND	1'39.036	1.752	0.320	16	152,017	314,0
19	32 I. VINALES	ESP	Orelac Racing VerdNatura	Kawasaki ZX-10RR	IND	1'39.237	1.953	0.201	18	151,710	312,1
20	23 C. PONSSON	FRA	Alstare Yamaha	Yamaha YZF R1	IND	1'39.723	2.439	0.486	20	150,970	312,1
21	76 S. CAVALIERI	ITA	TPR Team Pedercini Racing	Kawasaki ZX-10RR	IND	1'40.878	3.594	1.155	14	149,242	303,4
22	84 L. CRESSON	BEL	TPR Team Pedercini Racing	Kawasaki ZX-10RR	IND	1'41.205	3.921	0.327	18	148,759	314,9

Qualifying Lap Time (107% of 1'37.284): 1'44.095

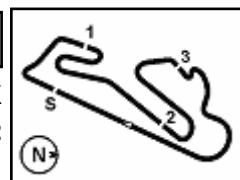
AIR	Humidity:	59%	Temp:	22°C
TRACK	Condition:	Dry	Temp:	43°C

Records	Pole (SP)	2020	T.Razgatioglu	1'36.154	156,570	Km/h
	Race (SPRC)	2020	T.Razgatioglu	1'36.594	155,860	Km/h
	All Times (SP)	2020	T.Razgatioglu	1'36.154	156,570	Km/h

Start 28/05/2021 15:00 End 15:57 The results are provisional until the end of the time limit for protests and appeals and the completion of the technical checks.

These data/results cannot be reproduced, stored and/or transmitted in whole or in part by any manner of electronic, mechanical, photocopying, recording, broadcasting or otherwise now known or herein after developed without the previous express consent by the copyright owner, except for reproduction in daily press and regular printed publications on sale to the public within 60 days of the event related to those data/results and always provided that copyright symbol appears together as follows below.

© DORNA WSBK ORGANIZATION Srl 2021



Gaerne Estoril Round, 28-30 May 2021

Results Free Practice 2nd Session

Session Highlights

Local Time	No. Rider	Description
15.00.00		Start
15.03.48		WorldSBK Pit Intervention Time: 1m 6secs
15.04.09	19 A. BAUTISTA	Crashed - Turn 1
15.04.45	19 A. BAUTISTA	Re-joined
15.09.43	7 C. DAVIES	Technical Problem - Pit Entry
15.09.53	53 T. RABAT	Crashed - Turn 4
15.10.10	53 T. RABAT	Re-joined
15.17.38	3 K. NOZANE	Lap Cancelled (1'40.199) - Exceeded Track Limits - Turn 13
15.21.05	66 T. SYKES	Crashed - Turn 1
15.21.16	66 T. SYKES	Re-joined
15.28.26	23 C. PONSSON	Technical Problem - Re-Joined - Turn 6
15.41.08	23 C. PONSSON	Crashed - Re-Joined - Turn 10
15.42.00	3 K. NOZANE	Crashed - Turn 13
15.42.24		RED FLAG
15.45.10	3 K. NOZANE	Medical Centre
15.53.00		Session Restart
15.55.53		WorldSSP FP2 Pit Lane Will Open at 16:10
15.57.58		End Of Session

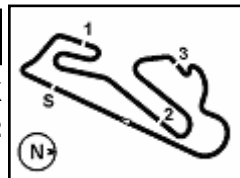
Fastest Laps Sequence

No.	Rider	Nat	Team	Bike	Local Time	Time	Gap	Avg
22	A. LOWES	GBR	Kawasaki Racing Team WorldSBK	Kawasaki ZX-10RR	15:03'35.765	1'38.610		152,674
1	J. REA	GBR	Kawasaki Racing Team WorldSBK	Kawasaki ZX-10RR	15:03'47.567	1'38.364	-0.246	153,056
54	T. RAZGATLIOGLU	TUR	Pata Yamaha with BRIXX WorldSBK	Yamaha YZF R1	15:04'05.740	1'37.468	-0.896	154,463
54	T. RAZGATLIOGLU	TUR	Pata Yamaha with BRIXX WorldSBK	Yamaha YZF R1	15:07'20.684	1'37.464	-0.004	154,469
54	T. RAZGATLIOGLU	TUR	Pata Yamaha with BRIXX WorldSBK	Yamaha YZF R1	15:20'42.529	1'37.284	-0.180	154,755

28/05/2021 Start End The results are provisional until the end of the time limit for protests and appeals and the completion of the technical checks.

These data/results cannot be reproduced, stored and/or transmitted in whole or in part by any manner of electronic, mechanical, photocopying, recording, broadcasting or otherwise now known or herein after developed without the previous express consent by the copyright owner, except for reproduction in daily press and regular printed publications on sale to the public within 60 days of the event related to those data/results and always provided that copyright symbol appears together as follows below.

© DORNA WSBK ORGANIZATION Srl 2021



Gaerne Estoril Round, 28-30 May 2021

Free Practices Combined Results after FP2

Circuito Estoril 4.182 m

No.	Rider	Nat	Team	Bike	Class	FP1	FP2	FP3	Time	Gap	Rel.	Avg	LL
1	54 T. RAZGATLIOGLU	TUR	Pata Yamaha with BRIXX WorldSBK	Yamaha YZF R1		1'36.920	1'37.284		1'36.920			155,336	39
2	45 S. REDDING	GBR	Aruba.it Racing - Ducati	Ducati Panigale V4 R		1'37.624	1'37.334		1'37.334	0.414	0.414	154,676	45
3	1 J. REA	GBR	Kawasaki Racing Team WorldSBK	Kawasaki ZX-10RR		1'37.501	1'37.831		1'37.501	0.581	0.167	154,411	41
4	22 A. LOWES	GBR	Kawasaki Racing Team WorldSBK	Kawasaki ZX-10RR		1'37.604	1'37.836		1'37.604	0.684	0.103	154,248	41
5	21 M. RINALDI	ITA	Aruba.it Racing - Ducati	Ducati Panigale V4 R		1'38.246	1'37.815		1'37.815	0.895	0.211	153,915	35
6	31 G. GERLOFF	USA	GRT Yamaha WorldSBK Team	Yamaha YZF R1	IND	1'38.074	1'37.826		1'37.826	0.906	0.011	153,898	34
7	50 E. LAVERTY	IRL	RC Squadra Corse	BMW M 1000 RR	IND	1'37.853	1'38.123		1'37.853	0.933	0.027	153,855	39
8	7 C. DAVIES	GBR	Team GoEleven	Ducati Panigale V4 R	IND	1'37.896	1'38.644		1'37.896	0.976	0.043	153,788	24
9	94 J. FOLGER	GER	Bonovo MGM Racing	BMW M 1000 RR	IND	1'37.941	1'38.140		1'37.941	1.021	0.045	153,717	32
10	66 T. SYKES	GBR	BMW Motorrad WorldSBK Team	BMW M 1000 RR		1'38.170	1'38.039		1'38.039	1.119	0.098	153,563	30
11	55 A. LOCATELLI	ITA	Pata Yamaha with BRIXX WorldSBK	Yamaha YZF R1		1'38.666	1'38.254		1'38.254	1.334	0.215	153,227	40
12	60 M. VAN DER MARK	NED	BMW Motorrad WorldSBK Team	BMW M 1000 RR		1'39.303	1'38.293		1'38.293	1.373	0.039	153,167	22
13	91 L. HASLAM	GBR	Team HRC	Honda CBR1000 RR-R		1'38.510	1'38.427		1'38.427	1.507	0.134	152,958	29
14	53 T. RABAT	ESP	Barni Racing Team	Ducati Panigale V4 R	IND	1'38.469	1'38.710		1'38.469	1.549	0.042	152,893	39
15	19 A. BAUTISTA	ESP	Team HRC	Honda CBR1000 RR-R		1'38.672	1'38.469		1'38.469	1.549		152,893	24
16	44 L. MAHIAS	FRA	Kawasaki Puccetti Racing	Kawasaki ZX-10RR	IND	1'39.756	1'38.483		1'38.483	1.563	0.014	152,871	33
17	47 A. BASSANI	ITA	Motocorsa Racing	Ducati Panigale V4 R	IND	1'38.932	1'38.716		1'38.716	1.796	0.233	152,510	39
18	3 K. NOZANE	JPN	GRT Yamaha WorldSBK Team	Yamaha YZF R1	IND	1'39.607	1'39.036		1'39.036	2.116	0.320	152,017	36
19	32 I. VINALES	ESP	Orelac Racing VerdNatura	Kawasaki ZX-10RR	IND	1'39.522	1'39.237		1'39.237	2.317	0.201	151,710	33
20	23 C. PONSSON	FRA	Alstare Yamaha	Yamaha YZF R1	IND	1'39.755	1'39.723		1'39.723	2.803	0.486	150,970	39
21	76 S. CAVALIERI	ITA	TPR Team Pedercini Racing	Kawasaki ZX-10RR	IND	1'42.358	1'40.878		1'40.878	3.958	1.155	149,242	31
22	84 L. CRESSON	BEL	TPR Team Pedercini Racing	Kawasaki ZX-10RR	IND	1'42.879	1'41.205		1'41.205	4.285	0.327	148,759	26

28/05/2021

These data/results cannot be reproduced, stored and/or transmitted in whole or in part by any manner of electronic, mechanical, photocopying, recording, broadcasting or otherwise now known or herein after developed without the previous express consent by the copyright owner, except for reproduction in daily press and regular printed publications on sale to the public within 60 days of the event related to those data/results and always provided that copyright symbol appears together as follows below.

© DORNA WSBK ORGANIZATION Srl 2021

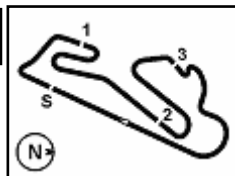
PIRELLI PERUGIA TIMING



Official Tyre Supplier



Official Timekeeper



Gaerne Estoril Round, 28-30 May 2021 Best Sectors & Speed Free Practice 2nd Session

BEST LAP			
1	54 T. RAZGATLIOGLU	Yamaha YZF R1	1'37.284
2	45 S. REDDING	Ducati Panigale V4 R	1'37.334
3	21 M. RINALDI	Ducati Panigale V4 R	1'37.815
4	31 G. GERLOFF	Yamaha YZF R1	1'37.826
5	1 J. REA	Kawasaki ZX-10RR	1'37.831
6	22 A. LOWES	Kawasaki ZX-10RR	1'37.836
7	66 T. SYKES	BMW M 1000 RR	1'38.039
8	50 E. LAVERTY	BMW M 1000 RR	1'38.123
9	94 J. FOLGER	BMW M 1000 RR	1'38.140
10	55 A. LOCATELLI	Yamaha YZF R1	1'38.254
11	60 M. VAN DER MARK	BMW M 1000 RR	1'38.293
12	91 L. HASLAM	Honda CBR1000 RR-R	1'38.427
13	19 A. BAUTISTA	Honda CBR1000 RR-R	1'38.469
14	44 L. MAHIAS	Kawasaki ZX-10RR	1'38.483
15	7 C. DAVIES	Ducati Panigale V4 R	1'38.644
16	53 T. RABAT	Ducati Panigale V4 R	1'38.710
17	47 A. BASSANI	Ducati Panigale V4 R	1'38.716
18	3 K. NOZANE	Yamaha YZF R1	1'39.036
19	32 I. VINALES	Kawasaki ZX-10RR	1'39.237
20	23 C. PONSSON	Yamaha YZF R1	1'39.723
21	76 S. CAVALIERI	Kawasaki ZX-10RR	1'40.878
22	84 L. CRESSON	Kawasaki ZX-10RR	1'41.205

SPEED			
1	19 A. BAUTISTA	Honda CBR1000 RR-R	324,3
2	50 E. LAVERTY	BMW M 1000 RR	322,4
3	1 J. REA	Kawasaki ZX-10RR	322,4
4	53 T. RABAT	Ducati Panigale V4 R	321,4
5	21 M. RINALDI	Ducati Panigale V4 R	321,4
6	91 L. HASLAM	Honda CBR1000 RR-R	320,5
7	45 S. REDDING	Ducati Panigale V4 R	320,5
8	31 G. GERLOFF	Yamaha YZF R1	319,5
9	22 A. LOWES	Kawasaki ZX-10RR	319,5
10	60 M. VAN DER MARK	BMW M 1000 RR	318,6
11	54 T. RAZGATLIOGLU	Yamaha YZF R1	318,6
12	55 A. LOCATELLI	Yamaha YZF R1	317,6
13	47 A. BASSANI	Ducati Panigale V4 R	317,6
14	94 J. FOLGER	BMW M 1000 RR	317,6
15	7 C. DAVIES	Ducati Panigale V4 R	315,8
16	44 L. MAHIAS	Kawasaki ZX-10RR	315,8
17	66 T. SYKES	BMW M 1000 RR	314,9
18	84 L. CRESSON	Kawasaki ZX-10RR	314,9
19	3 K. NOZANE	Yamaha YZF R1	314,0
20	23 C. PONSSON	Yamaha YZF R1	312,1
21	32 I. VINALES	Kawasaki ZX-10RR	312,1
22	76 S. CAVALIERI	Kawasaki ZX-10RR	303,4

SEG. 1		
1	54 T. RAZGATLIOGLU	19.573
2	45 S. REDDING	19.698
3	22 A. LOWES	19.709
4	21 M. RINALDI	19.745
5	94 J. FOLGER	19.784
6	31 G. GERLOFF	19.804
7	1 J. REA	19.811
8	60 M. VAN DER MARK	19.827
9	50 E. LAVERTY	19.843
10	91 L. HASLAM	19.847
11	19 A. BAUTISTA	19.848
12	55 A. LOCATELLI	19.888
13	7 C. DAVIES	19.890
14	66 T. SYKES	19.890
15	3 K. NOZANE	19.893
16	44 L. MAHIAS	20.012
17	53 T. RABAT	20.036
18	47 A. BASSANI	20.070
19	32 I. VINALES	20.107
20	23 C. PONSSON	20.174
21	84 L. CRESSON	20.493
22	76 S. CAVALIERI	20.496

SEG. 2		
1	54 T. RAZGATLIOGLU	23.521
2	45 S. REDDING	23.564
3	31 G. GERLOFF	23.670
4	50 E. LAVERTY	23.734
5	1 J. REA	23.747
6	66 T. SYKES	23.748
7	21 M. RINALDI	23.755
8	22 A. LOWES	23.761
9	94 J. FOLGER	23.785
10	91 L. HASLAM	23.806
11	60 M. VAN DER MARK	23.844
12	55 A. LOCATELLI	23.854
13	47 A. BASSANI	23.864
14	53 T. RABAT	23.899
15	7 C. DAVIES	23.919
16	19 A. BAUTISTA	23.958
17	44 L. MAHIAS	23.960
18	32 I. VINALES	24.018
19	3 K. NOZANE	24.127
20	23 C. PONSSON	24.255
21	84 L. CRESSON	24.543
22	76 S. CAVALIERI	24.570

SEG. 3		
1	45 S. REDDING	22.920
2	54 T. RAZGATLIOGLU	22.959
3	31 G. GERLOFF	23.059
4	22 A. LOWES	23.067
5	1 J. REA	23.097
6	94 J. FOLGER	23.135
7	50 E. LAVERTY	23.140
8	21 M. RINALDI	23.157
9	44 L. MAHIAS	23.208
10	19 A. BAUTISTA	23.217
11	91 L. HASLAM	23.240
12	66 T. SYKES	23.242
13	55 A. LOCATELLI	23.247
14	60 M. VAN DER MARK	23.309
15	7 C. DAVIES	23.321
16	53 T. RABAT	23.326
17	47 A. BASSANI	23.329
18	32 I. VINALES	23.335
19	3 K. NOZANE	23.377
20	23 C. PONSSON	23.392
21	76 S. CAVALIERI	23.762
22	84 L. CRESSON	23.976

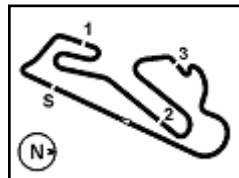
SEG. 4		
1	54 T. RAZGATLIOGLU	30.856
2	45 S. REDDING	30.896
3	22 A. LOWES	30.918
4	1 J. REA	30.975
5	21 M. RINALDI	30.975
6	31 G. GERLOFF	30.999
7	55 A. LOCATELLI	31.087
8	50 E. LAVERTY	31.088
9	66 T. SYKES	31.105
10	44 L. MAHIAS	31.125
11	60 M. VAN DER MARK	31.148
12	47 A. BASSANI	31.174
13	94 J. FOLGER	31.182
14	53 T. RABAT	31.196
15	91 L. HASLAM	31.238
16	19 A. BAUTISTA	31.245
17	7 C. DAVIES	31.276
18	32 I. VINALES	31.338
19	3 K. NOZANE	31.459
20	23 C. PONSSON	31.529
21	76 S. CAVALIERI	32.050
22	84 L. CRESSON	32.099

28/05/2021

These data/results cannot be reproduced, stored and/or transmitted in whole or in part by any manner of electronic, mechanical, photocopying, recording, broadcasting or otherwise now known or herein after developed without the previous express consent by the copyright owner, except for reproduction in daily press and regular printed publications on sale to the public within 60 days of the event related to those data/results and always provided that copyright symbol appears together as follows below.

© DORNA WSBK ORGANIZATION Srl 2021





Circuito Estoril 4.182 m

Gaerne Estoril Round, 28-30 May 2021

Ideal Times Free Practice 2nd Session

No.	Rider	Nat	Bike	Seg. 1	Seg. 2	Seg. 3	Seg. 4	Ideal Time		
				Diff. 1	Diff. 2	Diff. 3	Diff. 4	Best Lap	Pos.	Diff.
1	54 T. RAZGATLIOGLU	TUR	Yamaha YZF R1	19.573 +0.057	23.521	22.959 +0.113	30.856 +0.205	1'36.909 1'37.284	1	0.375
2	45 S. REDDING	GBR	Ducati Panigale V4 R	19.698 +0.199	23.564 +0.057	22.920	30.896	1'37.078 1'37.334	2	0.256
3	22 A. LOWES	GBR	Kawasaki ZX-10RR	19.709 +0.030	23.761 +0.081	23.067 +0.132	30.918 +0.138	1'37.455 1'37.836	6	0.381
4	31 G. GERLOFF	USA	Yamaha YZF R1	19.804	23.670 +0.082	23.059 +0.052	30.999 +0.160	1'37.532 1'37.826	4	0.294
5	1 J. REA	GBR	Kawasaki ZX-10RR	19.811	23.747 +0.034	23.097	30.975 +0.167	1'37.630 1'37.831	5	0.201
6	21 M. RINALDI	ITA	Ducati Panigale V4 R	19.745 +0.183	23.755	23.157	30.975	1'37.632 1'37.815	3	0.183
7	50 E. LAVERTY	IRL	BMW M 1000 RR	19.843 +0.149	23.734 +0.169	23.140	31.088	1'37.805 1'38.123	8	0.318
8	94 J. FOLGER	GER	BMW M 1000 RR	19.784 +0.190	23.785	23.135	31.182 +0.064	1'37.886 1'38.140	9	0.254
9	66 T. SYKES	GBR	BMW M 1000 RR	19.890	23.748	23.242	31.105 +0.054	1'37.985 1'38.039	7	0.054
10	55 A. LOCATELLI	ITA	Yamaha YZF R1	19.888 +0.057	23.854 +0.017	23.247	31.087 +0.104	1'38.076 1'38.254	10	0.178
11	60 M. VAN DER MARK	NED	BMW M 1000 RR	19.827 +0.106	23.844 +0.033	23.309	31.148 +0.026	1'38.128 1'38.293	11	0.165
12	91 L. HASLAM	GBR	Honda CBR1000 RR-R	19.847 +0.009	23.806 +0.067	23.240 +0.131	31.238 +0.089	1'38.131 1'38.427	12	0.296
13	19 A. BAUTISTA	ESP	Honda CBR1000 RR-R	19.848	23.958 +0.081	23.217 +0.048	31.245 +0.072	1'38.268 1'38.469	13	0.201
14	44 L. MAHIAS	FRA	Kawasaki ZX-10RR	20.012 +0.155	23.960 +0.023	23.208	31.125	1'38.305 1'38.483	14	0.178
15	7 C. DAVIES	GBR	Ducati Panigale V4 R	19.890	23.919 +0.238	23.321	31.276	1'38.406 1'38.644	15	0.238
16	47 A. BASSANI	ITA	Ducati Panigale V4 R	20.070 +0.097	23.864	23.329 +0.080	31.174 +0.102	1'38.437 1'38.716	17	0.279
17	53 T. RABAT	ESP	Ducati Panigale V4 R	20.036 +0.226	23.899	23.326 +0.027	31.196	1'38.457 1'38.710	16	0.253
18	32 I. VINALES	ESP	Kawasaki ZX-10RR	20.107 +0.027	24.018	23.335 +0.412	31.338	1'38.798 1'39.237	19	0.439
19	3 K. NOZANE	JPN	Yamaha YZF R1	19.893	24.127 +0.094	23.377 +0.086	31.459	1'38.856 1'39.036	18	0.180
20	23 C. PONSSON	FRA	Yamaha YZF R1	20.174 +0.072	24.255 +0.007	23.392 +0.162	31.529 +0.132	1'39.350 1'39.723	20	0.373
21	76 S. CAVALIERI	ITA	Kawasaki ZX-10RR	20.496	24.570	23.762	32.050	1'40.878 1'40.878	21	
22	84 L. CRESSON	BEL	Kawasaki ZX-10RR	20.493	24.543	23.976	32.099 +0.094	1'41.111 1'41.205	22	0.094
Overall Ideal Time				19.573	23.521	22.920	30.856	1'36.870		

28/05/2021

These data/results cannot be reproduced, stored and/or transmitted in whole or in part by any manner of electronic, mechanical, photocopying, recording, broadcasting or otherwise now known or herein after developed without the previous express consent by the copyright owner, except for reproduction in daily press and regular printed publications on sale to the public within 60 days of the event related to those data/results and always provided that copyright symbol appears together as follows below.

© DORNA WSBK ORGANIZATION Srl 2021

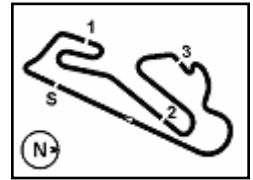
FICR PERUGIA TIMING



Official Tyre Supplier



Official Timekeeper



Gaerne Estoril Round, 28-30 May 2021 Chronological Analysis Free Practice 2nd Session

Circuito Estoril 4.182 m

2 / 4

Lap	Seg.1	Seg.2	Seg.3	Seg.4	Lap Time	km/h	Local Time
1	25.139	24.334	31.544		15:01'57.155		
2	20.161	24.016	23.278	31.155	1'38.610	314,0	15:03'35.765
3	19.739	23.842	23.199	31.056	1'37.836	317,6	15:05'13.601
4	19.922	23.831	23.067	31.260	1'38.080	314,9	15:06'51.681
5	19.888	23.878	23.138	43.284	1'50.188P	314,9	15:08'41.869
6	3'55.127	24.423	25.872	31.531	5'16.953P		15:13'58.822
7	20.048	24.003	23.166	31.187	1'38.404	314,9	15:15'37.226
8	20.038	23.968	23.120	31.249	1'38.375	314,0	15:17'15.601
9	20.019	23.892	23.127	31.132	1'38.170	313,0	15:18'53.771
10	19.938	23.906	23.294	43.203	1'50.341P	315,8	15:20'44.112
11	5'16.178	25.125	23.635	31.333	6'36.271P		15:27'20.383
12	19.896	23.761	23.151	31.286	1'38.094	314,9	15:28'58.477
13	19.958	23.943	23.140	30.962	1'38.003	315,8	15:30'36.480
14	19.994	23.959	23.476	30.975	1'38.404	317,6	15:32'14.884
15	20.802	24.278	23.196	31.354	1'39.630	319,5	15:33'54.514
16	19.995	23.830	23.276	31.145	1'38.246	316,7	15:35'32.760
17	19.989	23.882	23.236	30.918	1'38.025	314,9	15:37'10.785
18	20.166	23.953	23.302	31.241	1'38.662	314,9	15:38'49.447
19	19.858	23.874	23.158	31.257	1'38.147	311,2	15:40'27.594
20	19.937	23.838	23.197	31.605	1'38.577	313,0	15:42'06.171
21	19.807	29.331	29.102	45.486	2'03.726CP	315,8	15:44'09.897
22	9'32.356	24.877	23.507	31.427	10'52.167P		15:55'02.064
23	19.709	23.874	23.145	31.166	1'37.894	316,7	15:56'39.958

9° 94 J. FOLGER (1'38.140)							
Lap	Seg.1	Seg.2	Seg.3	Seg.4	Lap Time	km/h	Local Time
1		25.577	24.517	31.763			15:01'59.086
2	20.275	23.805	23.528	31.247	1'38.855	303,4	15:03'37.941
3	19.784	23.899	23.280	31.259	1'38.222	317,6	15:05'16.163
4	19.906	24.034	23.248	31.452	1'38.640	316,7	15:06'54.803
5	23.765	24.540	23.588	41.741	1'53.634P	314,9	15:08'48.437
6	9'38.246	25.312	24.766	31.746	11'00.070P		15:19'48.507
7	19.899	23.873	23.223	31.460	1'38.455	313,0	15:21'26.962
8	19.992	24.047	23.351	31.347	1'38.737	314,9	15:23'05.699
9	19.988	24.121	23.432	39.900	1'47.441P	314,0	15:24'53.140
10	5'26.215	25.087	24.523	34.979	6'50.804P		15:31'43.944
11	19.993	23.833	23.301	31.182	1'38.309	315,8	15:33'22.253
12	19.872	23.785	26.506	31.779	1'41.942	317,6	15:35'04.195
13	22.343	24.324	23.763	41.983	1'52.413P	313,0	15:36'56.608
14	4'03.247	24.901	24.012	37.805	5'29.965CP		15:42'26.573
15	23.544	25.739	25.651	48.180	2'03.114CP	302,5	15:44'29.687
16	9'14.839	27.752	25.278	32.767	10'40.636P		15:55'10.323
17	19.974	23.785	23.135	31.246	1'38.140	317,6	15:56'48.463

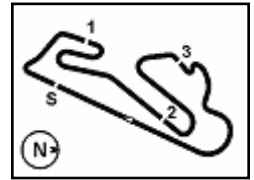
10° 55 A. LOCATELLI (1'38.254)							
Lap	Seg.1	Seg.2	Seg.3	Seg.4	Lap Time	km/h	Local Time
1		25.279	25.768	35.994			15:02'09.605
2	20.169	23.963	23.405	31.132	1'38.669	312,1	15:03'48.274
3	20.204	24.198	23.609	31.276	1'39.287	317,6	15:05'27.561
4	20.139	24.183	23.382	31.356	1'39.060	314,0	15:07'06.621
5	20.196	24.539	23.786	41.674	1'50.195P	315,8	15:08'56.816
6	7'10.091	24.835	24.125	31.561	8'30.612P		15:17'27.428
7	20.207	23.854	23.301	31.087	1'38.449	305,9	15:19'05.877
8	19.945	23.871	23.247	31.191	1'38.254	314,9	15:20'44.131
9	20.231	24.044	23.426	31.168	1'38.869	314,9	15:22'23.000
10	19.993	24.144	23.410	31.094	1'38.641	314,9	15:24'01.641
11	19.984	23.858	23.351	31.294	1'38.487	314,0	15:25'40.128
12	19.971	24.055	23.418	31.215	1'38.659	314,0	15:27'18.787
13	20.010	24.006	23.426	31.367	1'38.809	313,0	15:28'57.596
14	19.967	24.093	23.352	31.239	1'38.651	314,9	15:30'36.247
15	20.006	24.036	23.267	31.249	1'38.558	313,0	15:32'14.805
16	20.035	24.039	23.273	31.292	1'38.639	314,9	15:33'53.444
17	19.888	24.093	23.348	31.297	1'38.626	314,9	15:35'32.070
18	20.018	24.051	23.417	31.208	1'38.694	309,5	15:37'10.764
19	20.368	24.004	23.922	31.259	1'39.553	311,2	15:38'50.317
20	19.950	23.954	23.411	31.191	1'38.506	314,9	15:40'28.823
21	20.011	23.965	23.579	31.308	1'38.863	314,9	15:42'07.686
22	21.339	28.855	30.705	57.345	2'18.244CP	316,7	15:44'25.930
23	9'16.970	26.875	24.183	31.838	10'39.866P		15:55'05.796
24	19.967	24.078	23.454	31.478	1'38.977	316,7	15:56'44.773

11° 60 M. VAN DER MARK (1'38.293)							
Lap	Seg.1	Seg.2	Seg.3	Seg.4	Lap Time	km/h	Local Time
1		26.648	24.667	31.774			15:01'58.371
2	20.564	24.206	24.143	31.304	1'40.217	308,6	15:03'38.588
3	20.125	24.111	23.726	31.354	1'39.316	315,8	15:05'17.904
4	20.101	24.216	23.596	31.426	1'39.339	317,6	15:06'57.243
5	20.114	24.114	23.534	31.448	1'39.210	317,6	15:08'36.453
6	20.137	27.576	25.001	39.943	1'52.657	316,7	15:10'29.110
7	20.137	24.044	24.080	41.232	1'49.493P	318,6	15:12'18.603
8	7'43.668	24.445	23.637	31.337	9'03.087P		15:21'21.690
9	19.945	24.074	23.337	31.229	1'38.585	314,9	15:23'00.275
10	22.623	27.478	23.560	31.286	1'44.947	316,7	15:24'45.222
11	19.935	24.067	23.559	31.213	1'38.774	316,7	15:26'23.996
12	22.285	24.413	23.486	39.613	1'49.797P	316,7	15:28'13.793

28/05/2021 P = Pits In/Out - C = Lap Time Cancelled

These data/results cannot be reproduced, stored and/or transmitted in whole or in part by any manner of electronic, mechanical, photocopying, recording, broadcasting or otherwise now known or herein after developed without the previous express consent by the copyright owner, except for reproduction in daily press and regular printed publications on sale to the public within 60 days of the event related to those data/results and always provided that copyright symbol appears together as follows below.

© DORNA WSBK ORGANIZATION Srl 2021



Gaerne Estoril Round, 28-30 May 2021 Chronological Analysis Free Practice 2nd Session

Circuito Estoril 4.182 m

4 / 4

1		26.186	24.557	31.912			15:02'03.396
2	20.432	24.328	23.649	31.985	1'40.394	312,1	15:03'43.790
3	20.241	24.427	23.661	31.693	1'40.022	309,5	15:05'23.812
4	20.113	24.318	23.483	31.903	1'39.817	314,0	15:07'03.629
5	20.071	24.371	23.808	31.826	1'40.076	310,3	15:08'43.705
6	20.324	24.392	24.728	32.194	1'41.638	308,6	15:10'25.343
7	20.399	24.418	23.722	31.809	1'40.348	307,7	15:12'05.691
8	20.068	25.894	23.806	31.908	1'41.676	312,1	15:13'47.367
9	20.116	24.482	23.586	31.865	1'40.049	312,1	15:15'27.416
10	20.144	24.348	23.815	31.892	1'40.199C	308,6	15:17'07.615
11	22.943	27.511	25.918	45.855	2'02.227P	308,6	15:19'09.842
12	5'18.113	25.392	23.936	32.106	6'39.547P		15:25'49.389
13	20.206	24.358	23.650	31.787	1'40.001	308,6	15:27'29.390
14	21.647	24.630	23.558	31.785	1'41.620	310,3	15:29'11.010
15	21.057	28.060	26.240	44.432	1'59.789P	310,3	15:31'10.799
16	5'55.989	26.587	23.821	31.463	7'17.860P		15:38'28.659
17	19.893	24.221	23.463	31.459	1'39.036	309,5	15:40'07.695

21° 76 S. CAVALIERI (1'40.878)							
Lap	Seg.1	Seg.2	Seg.3	Seg.4	Lap Time	km/h	Local Time
1		37.991	34.584	54.223			15:02'45.699
2	4'52.152	30.107	26.684	34.552	6'23.495P		15:09'09.194
3	25.534	25.543	24.035	32.230	1'47.342	300,8	15:10'56.536
4	20.980	24.822	24.329	32.666	1'42.797	298,3	15:12'39.333
5	21.334	26.231	24.923	32.552	1'45.040	297,5	15:14'24.373
6	21.132	25.013	24.116	32.448	1'42.709	298,3	15:16'07.082
7	21.705	26.099	24.948	48.046	2'00.798P	295,1	15:18'07.880
8	15'41.062	25.942	24.333	33.167	17'04.504P		15:35'12.384
9	20.848	25.029	24.045	32.316	1'42.238	294,3	15:36'54.622
10	20.820	25.167	24.021	32.331	1'42.339	296,7	15:38'36.961
11	20.858	24.747	26.386	32.262	1'44.253	299,2	15:40'21.214
12	20.783	24.667	23.924	32.597	1'41.971	300,8	15:42'03.185
13	20.755	28.701	26.626	46.189	2'02.271CP	300,8	15:44'05.456
14	9'36.281	25.521	24.225	32.454	10'58.481P		15:55'03.937
15	20.496	24.570	23.762	32.050	1'40.878	303,4	15:56'44.815

19° 32 I. VINALES (1'39.237)							
Lap	Seg.1	Seg.2	Seg.3	Seg.4	Lap Time	km/h	Local Time
1		25.843	29.875	31.800			15:02'01.942
2	20.279	24.116	23.581	34.700	1'42.676	310,3	15:03'44.618
3	20.134	24.018	23.747	31.338	1'39.237	312,1	15:05'23.855
4	24.822	24.140	23.519	31.529	1'44.010	301,7	15:07'07.865
5	20.125	24.074	23.706	31.746	1'39.651	311,2	15:08'47.516
6	20.193	24.147	23.381	31.517	1'39.238	310,3	15:10'26.754
7	23.214	24.157	23.663	43.193	1'54.227P	308,6	15:12'20.981
8	5'26.878	24.829	23.608	31.563	6'46.878P		15:19'07.859
9	20.178	24.105	23.502	31.462	1'39.247	312,1	15:20'47.106
10	20.182	24.267	23.442	41.473	1'49.364	310,3	15:22'36.470
11	20.319	24.075	23.335	31.566	1'39.295	308,6	15:24'15.765
12	20.198	24.171	23.462	31.511	1'39.342	309,5	15:25'55.107
13	20.183	24.325	23.812	44.616	1'52.936P	305,9	15:27'48.043
14	9'01.144	27.621	29.705	31.815	10'30.285P		15:38'18.328
15	20.249	24.131	23.522	31.504	1'39.406	304,2	15:39'57.734
16	20.107	24.316	23.610	31.533	1'39.566	306,8	15:41'37.300
17	24.745	24.760	25.492	48.960	2'03.957CP	306,8	15:43'41.257
18	10'26.057	25.169	24.861	31.440	11'47.527P		15:55'28.784
19	20.264	24.222	23.513	31.418	1'39.417	310,3	15:57'08.201

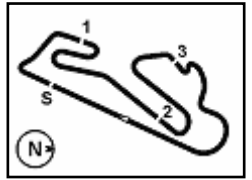
22° 84 L. CRESSON (1'41.205)							
Lap	Seg.1	Seg.2	Seg.3	Seg.4	Lap Time	km/h	Local Time
1		25.819	25.868	32.625			15:01'59.143
2	21.007	24.728	24.365	32.802	1'42.902	298,3	15:03'42.045
3	20.736	24.688	24.096	32.233	1'41.753	308,6	15:05'23.798
4	20.702	24.767	24.023	32.387	1'41.879	305,9	15:07'05.677
5	20.745	24.840	24.188	32.099	1'41.872	314,9	15:08'47.549
6	20.664	24.594	26.453	45.233	1'56.944P	305,9	15:10'44.493
7	7'10.214	25.572	24.399	32.711	8'32.896P		15:19'17.389
8	20.706	24.733	24.268	32.412	1'42.119	300,0	15:20'59.508
9	20.615	24.712	24.160	32.169	1'41.656	304,2	15:22'41.164
10	20.610	24.762	24.123	32.191	1'41.686	305,1	15:24'22.850
11	20.645	24.897	24.192	32.326	1'42.060	303,4	15:26'04.910
12	20.524	24.754	23.987	32.376	1'41.641	303,4	15:27'46.551
13	21.826	24.916	24.307	41.956	1'53.005P	302,5	15:29'39.556
14	5'41.809	26.028	30.165	32.487	7'10.489P		15:36'50.045
15	20.617	24.642	24.028	42.089	1'51.376P	303,4	15:38'41.421
16	2'29.220	25.500	24.789	32.907	3'52.416CP		15:42'33.837
17	21.250	25.474	25.550	45.030	1'57.304CP	296,7	15:44'31.141
18	9'02.496	26.031	25.872	34.928	10'29.327P		15:55'00.468
19	20.493	24.543	23.976	32.193	1'41.205	306,8	15:56'41.673

20° 23 C. PONSSON (1'39.723)							
Lap	Seg.1	Seg.2	Seg.3	Seg.4	Lap Time	km/h	Local Time
1		26.116	24.574	32.081			15:02'00.200
2	20.514	24.449	24.183	31.913	1'41.059	312,1	15:03'41.259
3	20.536	24.475	23.847	31.841	1'40.699	310,3	15:05'21.958
4	20.335	26.352	23.965	32.002	1'42.654	309,5	15:07'04.612
5	20.301	24.405	23.749	31.529	1'39.984	310,3	15:08'44.596
6	26.108	25.318	27.272	32.688	1'51.386	310,3	15:10'35.982
7	20.410	24.255	23.578	31.654	1'39.897	309,5	15:12'15.879
8	20.251	24.316	23.884	31.809	1'40.260	308,6	15:13'56.139
9	20.246	24.262	23.554	31.661	1'39.723	308,6	15:15'35.862
10	24.345	25.895	24.364	41.790	1'56.394P	307,7	15:17'32.256
11	6'34.644	25.877	25.926	32.758	7'59.205P		15:25'31.461
12	20.615	25.550	25.389	33.599	1'45.153	309,5	15:27'16.614
13	20.322	24.305	39.915	31.957	1'56.499	309,5	15:29'13.113
14	20.417	24.374	23.392	31.704	1'39.887C	305,9	15:30'53.000
15	20.214	24.445	23.523	31.684	1'39.866	309,5	15:32'32.866
16	22.852	25.545	24.189	40.086	1'52.672P	309,5	15:34'25.538
17	3'22.435	28.138	29.758	32.830	4'53.161P		15:39'18.699
18	20.174	24.480	23.550	1'03.297	2'11.501	305,9	15:41'30.200
19	23.759	24.865	26.237	45.508	2'00.369CP	301,7	15:43'30.569
20	10'02.553	26.179	26.028	34.599	11'29.359P		15:54'59.928
21	20.278	24.353	23.789	31.694	1'40.114	307,7	15:56'40.042

28/05/2021 P = Pits In/Out - C = Lap Time Cancelled

These data/results cannot be reproduced, stored and/or transmitted in whole or in part by any manner of electronic, mechanical, photocopying, recording, broadcasting or otherwise now known or herein after developed without the previous express consent by the copyright owner, except for reproduction in daily press and regular printed publications on sale to the public within 60 days of the event related to those data/results and always provided that copyright symbol appears together as follows below.

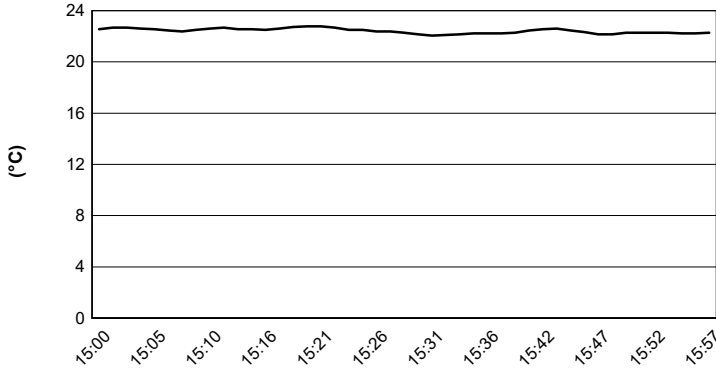
© DORNA WSBK ORGANIZATION Srl 2021



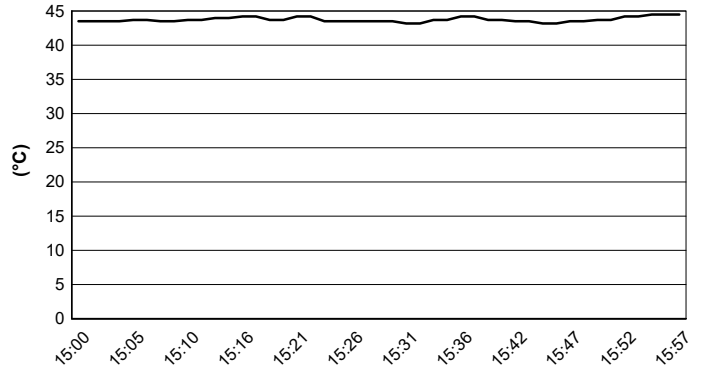
Circuito Estoril 4.182 m

Gaerne Estoril Round, 28-30 May 2021
Weather Report Free Practice 2nd Session
 Session started 15:00 - Session ended 15:57

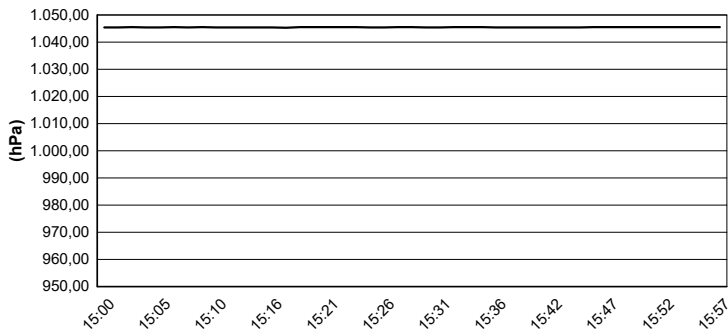
Air Temperature



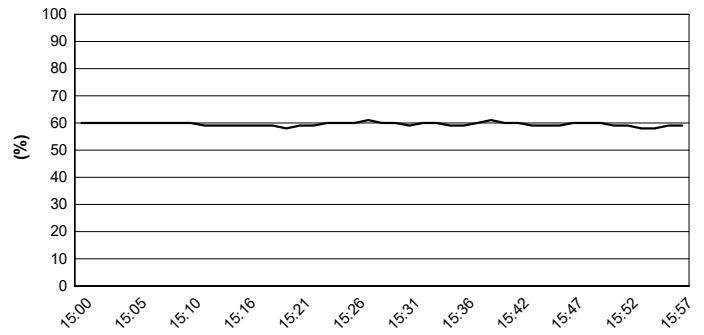
Track Temperature



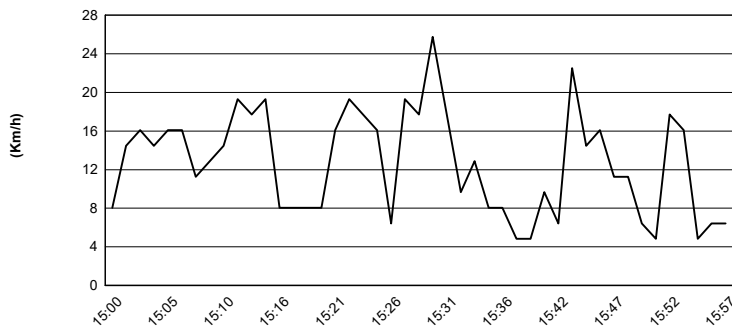
Air Pressure



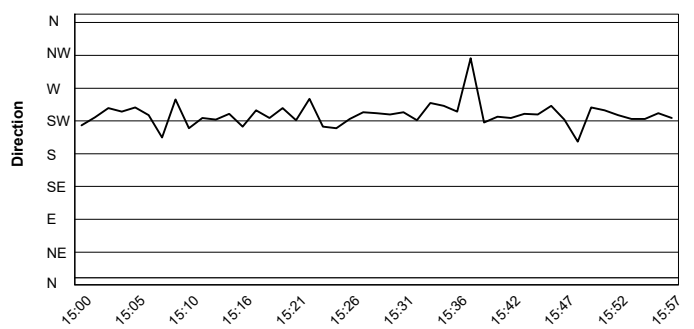
Humidity



Wind Speed



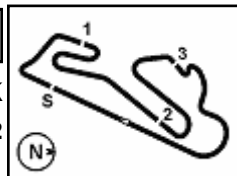
Wind Direction



28/05/2021

These data/results cannot be reproduced, stored and/or transmitted in whole or in part by any manner of electronic, mechanical, photocopying, recording, broadcasting or otherwise now known or herein after developed without the previous express consent by the copyright owner, except for reproduction in daily press and regular printed publications on sale to the public within 60 days of the event related to those data/results and always provided that copyright symbol appears together as follows below.

© DORNA WSBK ORGANIZATION Srl 2021



Gaerne Estoril Round, 28-30 May 2021 Best Laps & Speeds

No.	Rider Bike	Nat	Best Lap		FP1		FP2										
			LL	SPD	LL	SPD	LL	SPD									
1	54 T. RAZGATLIOGLU Yamaha YZF R1	TUR	1'36.920		1'36.920	16	322,3	23	318,5								
2	45 S. REDDING Ducati Panigale V4 R	GBR	1'37.334		1'37.624	22	319,5	23	320,4								
3	1 J. REA Kawasaki ZX-10RR	GBR	1'37.501		1'37.501	20	321,4	21	322,3								
4	22 A. LOWES Kawasaki ZX-10RR	GBR	1'37.604		1'37.604	19	318,5	22	319,5								
5	21 M. RINALDI Ducati Panigale V4 R	ITA	1'37.815		1'38.246	16	320,4	19	321,4								
6	31 G. GERLOFF Yamaha YZF R1	USA	1'37.826		1'38.074	16	319,5	18	319,5								
7	50 E. LAVERTY BMW M 1000 RR	IRL	1'37.853		1'37.853	20	320,4	19	322,3								
8	7 C. DAVIES Ducati Panigale V4 R	GBR	1'37.896		1'37.896	20	321,4	4	315,7								
9	94 J. FOLGER BMW M 1000 RR	GER	1'37.941		1'37.941	16	317,6	16	317,6								
10	66 T. SYKES BMW M 1000 RR	GBR	1'38.039		1'38.170	16	317,6	14	314,8								
11	55 A. LOCATELLI Yamaha YZF R1	ITA	1'38.254		1'38.666	17	318,5	23	317,6								
12	60 M. VAN DER MARK BMW M 1000 RR	NED	1'38.293		1'39.303	4	317,6	18	318,5								
13	91 L. HASLAM Honda CBR1000 RR-R	GBR	1'38.427		1'38.510	15	320,4	14	320,4								
14	19 A. BAUTISTA Honda CBR1000 RR-R	ESP	1'38.469		1'38.672	7	322,3	17	324,3								
15	53 T. RABAT Ducati Panigale V4 R	ESP	1'38.469		1'38.469	21	323,3	18	321,4								
16	44 L. MAHIAS Kawasaki ZX-10RR	FRA	1'38.483		1'39.756	14	307,6	19	315,7								
17	47 A. BASSANI Ducati Panigale V4 R	ITA	1'38.716		1'38.932	19	316,7	20	317,6								
18	3 K. NOZANE Yamaha YZF R1	JPN	1'39.036		1'39.607	20	313,9	16	313,9								
19	32 I. VINALES Kawasaki ZX-10RR	ESP	1'39.237		1'39.522	15	313,0	18	312,1								
20	23 C. PONSSON Yamaha YZF R1	FRA	1'39.723		1'39.755	19	313,0	20	312,1								
21	76 S. CAVALIERI Kawasaki ZX-10RR	ITA	1'40.878		1'42.358	17	303,3	14	303,3								
22	84 L. CRESSON Kawasaki ZX-10RR	BEL	1'41.205		1'42.879	8	308,5	18	314,8								

28/05/2021

These data/results cannot be reproduced, stored and/or transmitted in whole or in part by any manner of electronic, mechanical, photocopying, recording, broadcasting or otherwise now known or herein after developed without the previous express consent by the copyright owner, except for reproduction in daily press and regular printed publications on sale to the public within 60 days of the event related to those data/results and always provided that copyright symbol appears together as follows below.

© DORNA WSBK ORGANIZATION Srl 2021

PIRELLI PERUGIA TIMING



Official Tyre Supplier



Official Timekeeper