
Gaerne Estoril Round, 28-30 May 2021
Results Free Practice 3rd Session

Circuito Estoril 4.182 m

1 / 2

No.	Rider	Nat	Team	Bike	Class	Time	Gap	Rel.	Laps	Speed	
										Avg	Max
1	45 S. REDDING	GBR	Aruba.it Racing - Ducati	Ducati Panigale V4 R		1'36.389			13	156,192	322,4
2	31 G. GERLOFF	USA	GRT Yamaha WorldSBK Team	Yamaha YZF R1	IND	1'36.509	0.120	0.120	15	155,998	318,6
3	1 J. REA	GBR	Kawasaki Racing Team WorldSBK	Kawasaki ZX-10RR		1'36.591	0.202	0.082	14	155,865	324,3
4	22 A. LOWES	GBR	Kawasaki Racing Team WorldSBK	Kawasaki ZX-10RR		1'36.686	0.297	0.095	16	155,712	321,4
5	21 M. RINALDI	ITA	Aruba.it Racing - Ducati	Ducati Panigale V4 R		1'37.214	0.825	0.528	10	154,867	320,5
6	7 C. DAVIES	GBR	Team GoEleven	Ducati Panigale V4 R	IND	1'37.259	0.870	0.045	11	154,795	318,6
7	66 T. SYKES	GBR	BMW Motorrad WorldSBK Team	BMW M 1000 RR		1'37.281	0.892	0.022	13	154,760	317,6
8	55 A. LOCATELLI	ITA	Pata Yamaha with BRIXX WorldSBK	Yamaha YZF R1		1'37.362	0.973	0.081	13	154,631	318,6
9	53 T. RABAT	ESP	Barni Racing Team	Ducati Panigale V4 R	IND	1'37.416	1.027	0.054	15	154,545	325,3
10	54 T. RAZGATLIOGLU	TUR	Pata Yamaha with BRIXX WorldSBK	Yamaha YZF R1		1'37.416	1.027	0.000	14	154,545	319,5
11	50 E. LAVERTY	IRL	RC Squadra Corse	BMW M 1000 RR	IND	1'37.486	1.097	0.070	13	154,434	320,5
12	94 J. FOLGER	GER	Bonovo MGM Racing	BMW M 1000 RR	IND	1'37.660	1.271	0.174	12	154,159	317,6
13	44 L. MAHIAS	FRA	Kawasaki Puccetti Racing	Kawasaki ZX-10RR	IND	1'37.770	1.381	0.110	14	153,986	311,2
14	19 A. BAUTISTA	ESP	Team HRC	Honda CBR1000 RR-R		1'37.797	1.408	0.027	13	153,943	324,3
15	91 L. HASLAM	GBR	Team HRC	Honda CBR1000 RR-R		1'37.858	1.469	0.061	12	153,847	321,4
16	60 M. VAN DER MARK	NED	BMW Motorrad WorldSBK Team	BMW M 1000 RR		1'37.945	1.556	0.087	11	153,711	318,6
17	47 A. BASSANI	ITA	Motocorsa Racing	Ducati Panigale V4 R	IND	1'37.977	1.588	0.032	12	153,661	320,5
18	32 I. VINALES	ESP	Orelac Racing VerdNatura	Kawasaki ZX-10RR	IND	1'38.853	2.464	0.876	13	152,299	314,0
19	3 K. NOZANE	JPN	GRT Yamaha WorldSBK Team	Yamaha YZF R1	IND	1'38.917	2.528	0.064	13	152,200	314,9
20	23 C. PONSSON	FRA	Alstare Yamaha	Yamaha YZF R1	IND	1'39.749	3.360	0.832	13	150,931	313,0
21	76 S. CAVALIERI	ITA	TPR Team Pedercini Racing	Kawasaki ZX-10RR	IND	1'40.620	4.231	0.871	13	149,624	305,1
22	84 L. CRESSON	BEL	TPR Team Pedercini Racing	Kawasaki ZX-10RR	IND	1'40.715	4.326	0.095	15	149,483	308,6

Qualifying Lap Time (107% of 1'36.389): 1'43.137

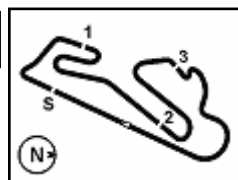
AIR	Humidity:	80%	Temp:	16°C
TRACK	Condition:	Dry	Temp:	19°C

Records	Pole (SP)	2020	T.Razgatioglu	1'36.154	156,570	Km/h
	Race (SPRC)	2020	T.Razgatioglu	1'36.594	155,860	Km/h
	All Times (SP)	2020	T.Razgatioglu	1'36.154	156,570	Km/h

Start	End	The results are provisional until the end of the time limit for protests and appeals and the completion of the technical checks.
29/05/2021 09:00	09:32	

These data/results cannot be reproduced, stored and/or transmitted in whole or in part by any manner of electronic, mechanical, photocopying, recording, broadcasting or otherwise now known or herein after developed without the previous express consent by the copyright owner, except for reproduction in daily press and regular printed publications on sale to the public within 60 days of the event related to those data/results and always provided that copyright symbol appears together as follows below.

© DORNA WSBK ORGANIZATION Srl 2021


Gaerne Estoril Round, 28-30 May 2021
Results Free Practice 3rd Session
Session Highlights

Local Time	No. Rider	Description
09.00.00		Start
09.00.05		WorldSBK Pit Intervention Time: 1m 6secs
09.32.34		End Of Session

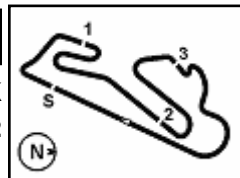
Fastest Laps Sequence

No.	Rider	Nat	Team	Bike	Local Time	Time	Gap	Avg
50	E. LAVERTY	IRL	RC Squadra Corse	BMW M 1000 RR	09:03'31.925	1'38.542		152,780
1	J. REA	GBR	Kawasaki Racing Team WorldSBK	Kawasaki ZX-10RR	09:03'38.478	1'37.507	-1.035	154,401
1	J. REA	GBR	Kawasaki Racing Team WorldSBK	Kawasaki ZX-10RR	09:05'15.941	1'37.463	-0.044	154,471
1	J. REA	GBR	Kawasaki Racing Team WorldSBK	Kawasaki ZX-10RR	09:06'53.189	1'37.248	-0.215	154,812
1	J. REA	GBR	Kawasaki Racing Team WorldSBK	Kawasaki ZX-10RR	09:08'30.332	1'37.143	-0.105	154,980
22	A. LOWES	GBR	Kawasaki Racing Team WorldSBK	Kawasaki ZX-10RR	09:08'30.479	1'36.784	-0.359	155,555
1	J. REA	GBR	Kawasaki Racing Team WorldSBK	Kawasaki ZX-10RR	09:18'13.353	1'36.591	-0.193	155,865
31	G. GERLOFF	USA	GRT Yamaha WorldSBK Team	Yamaha YZF R1	09:24'47.265	1'36.509	-0.082	155,998
45	S. REDDING	GBR	Aruba.it Racing - Ducati	Ducati Panigale V4 R	09:30'20.583	1'36.389	-0.120	156,192

29/05/2021 Start End The results are provisional until the end of the time limit for protests and appeals
 09:00 09:32 and the completion of the technical checks.

These data/results cannot be reproduced, stored and/or transmitted in whole or in part by any manner of electronic, mechanical, photocopying, recording, broadcasting or otherwise now known or herein after developed without the previous express consent by the copyright owner, except for reproduction in daily press and regular printed publications on sale to the public within 60 days of the event related to those data/results and always provided that copyright symbol appears together as follows below.

© DORNA WSBK ORGANIZATION Srl 2021



Gaerne Estoril Round, 28-30 May 2021

Free Practices Combined Results

Circuito Estoril 4.182 m

No.	Rider	Nat	Team	Bike	Class	FP1	FP2	FP3	Time	Gap	Rel.	Avg	LL
1	45 S. REDDING	GBR	Aruba.it Racing - Ducati	Ducati Panigale V4 R		1'37.624	1'37.334	1'36.389	1'36.389			156,192	58
2	31 G. GERLOFF	USA	GRT Yamaha WorldSBK Team	Yamaha YZF R1	IND	1'38.074	1'37.826	1'36.509	1'36.509	0.120	0.120	155,998	49
3	1 J. REA	GBR	Kawasaki Racing Team WorldSBK	Kawasaki ZX-10RR		1'37.501	1'37.831	1'36.591	1'36.591	0.202	0.082	155,865	55
4	22 A. LOWES	GBR	Kawasaki Racing Team WorldSBK	Kawasaki ZX-10RR		1'37.604	1'37.836	1'36.686	1'36.686	0.297	0.095	155,712	57
5	54 T. RAZGATLIOGLU	TUR	Pata Yamaha with BRIXX WorldSBK	Yamaha YZF R1		1'36.920	1'37.284	1'37.416	1'36.920	0.531	0.234	155,336	53
6	21 M. RINALDI	ITA	Aruba.it Racing - Ducati	Ducati Panigale V4 R		1'38.246	1'37.815	1'37.214	1'37.214	0.825	0.294	154,867	45
7	7 C. DAVIES	GBR	Team GoEleven	Ducati Panigale V4 R	IND	1'37.896	1'38.644	1'37.259	1'37.259	0.870	0.045	154,795	35
8	66 T. SYKES	GBR	BMW Motorrad WorldSBK Team	BMW M 1000 RR		1'38.170	1'38.039	1'37.281	1'37.281	0.892	0.022	154,760	43
9	55 A. LOCATELLI	ITA	Pata Yamaha with BRIXX WorldSBK	Yamaha YZF R1		1'38.666	1'38.254	1'37.362	1'37.362	0.973	0.081	154,631	53
10	53 T. RABAT	ESP	Barni Racing Team	Ducati Panigale V4 R	IND	1'38.469	1'38.710	1'37.416	1'37.416	1.027	0.054	154,545	54
11	50 E. LAVERTY	IRL	RC Squadra Corse	BMW M 1000 RR	IND	1'37.853	1'38.123	1'37.486	1'37.486	1.097	0.070	154,434	52
12	94 J. FOLGER	GER	Bonovo MGM Racing	BMW M 1000 RR	IND	1'37.941	1'38.140	1'37.660	1'37.660	1.271	0.174	154,159	44
13	44 L. MAHIAS	FRA	Kawasaki Puccetti Racing	Kawasaki ZX-10RR	IND	1'39.756	1'38.483	1'37.770	1'37.770	1.381	0.110	153,986	47
14	19 A. BAUTISTA	ESP	Team HRC	Honda CBR1000 RR-R		1'38.672	1'38.469	1'37.797	1'37.797	1.408	0.027	153,943	37
15	91 L. HASLAM	GBR	Team HRC	Honda CBR1000 RR-R		1'38.510	1'38.427	1'37.858	1'37.858	1.469	0.061	153,847	41
16	60 M. VAN DER MARK	NED	BMW Motorrad WorldSBK Team	BMW M 1000 RR		1'39.303	1'38.293	1'37.945	1'37.945	1.556	0.087	153,711	33
17	47 A. BASSANI	ITA	Motocorsa Racing	Ducati Panigale V4 R	IND	1'38.932	1'38.716	1'37.977	1'37.977	1.588	0.032	153,661	51
18	32 I. VINALES	ESP	Orelac Racing VerdNatura	Kawasaki ZX-10RR	IND	1'39.522	1'39.237	1'38.853	1'38.853	2.464	0.876	152,299	46
19	3 K. NOZANE	JPN	GRT Yamaha WorldSBK Team	Yamaha YZF R1	IND	1'39.607	1'39.036	1'38.917	1'38.917	2.528	0.064	152,200	49
20	23 C. PONSSON	FRA	Alstare Yamaha	Yamaha YZF R1	IND	1'39.755	1'39.723	1'39.749	1'39.723	3.334	0.806	150,970	52
21	76 S. CAVALIERI	ITA	TPR Team Pedercini Racing	Kawasaki ZX-10RR	IND	1'42.358	1'40.878	1'40.620	1'40.620	4.231	0.897	149,624	44
22	84 L. CRESSON	BEL	TPR Team Pedercini Racing	Kawasaki ZX-10RR	IND	1'42.879	1'41.205	1'40.715	1'40.715	4.326	0.095	149,483	41

29/05/2021

These data/results cannot be reproduced, stored and/or transmitted in whole or in part by any manner of electronic, mechanical, photocopying, recording, broadcasting or otherwise now known or herein after developed without the previous express consent by the copyright owner, except for reproduction in daily press and regular printed publications on sale to the public within 60 days of the event related to those data/results and always provided that copyright symbol appears together as follows below.

© DORNA WSBK ORGANIZATION Srl 2021

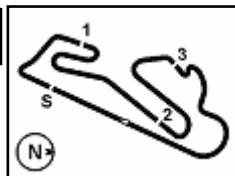
PIRELLI PERUGIA TIMING



Official Tyre Supplier



Official Timekeeper



Gaerne Estoril Round, 28-30 May 2021 Best Sectors & Speed Free Practice 3rd Session

BEST LAP			
1	45 S. REDDING	Ducati Panigale V4 R	1'36.389
2	31 G. GERLOFF	Yamaha YZF R1	1'36.509
3	1 J. REA	Kawasaki ZX-10RR	1'36.591
4	22 A. LOWES	Kawasaki ZX-10RR	1'36.686
5	21 M. RINALDI	Ducati Panigale V4 R	1'37.214
6	7 C. DAVIES	Ducati Panigale V4 R	1'37.259
7	66 T. SYKES	BMW M 1000 RR	1'37.281
8	55 A. LOCATELLI	Yamaha YZF R1	1'37.362
9	53 T. RABAT	Ducati Panigale V4 R	1'37.416
10	54 T. RAZGATLIOGLU	Yamaha YZF R1	1'37.416
11	50 E. LAVERTY	BMW M 1000 RR	1'37.486
12	94 J. FOLGER	BMW M 1000 RR	1'37.660
13	44 L. MAHIAS	Kawasaki ZX-10RR	1'37.770
14	19 A. BAUTISTA	Honda CBR1000 RR-R	1'37.797
15	91 L. HASLAM	Honda CBR1000 RR-R	1'37.858
16	60 M. VAN DER MARK	BMW M 1000 RR	1'37.945
17	47 A. BASSANI	Ducati Panigale V4 R	1'37.977
18	32 I. VINALES	Kawasaki ZX-10RR	1'38.853
19	3 K. NOZANE	Yamaha YZF R1	1'38.917
20	23 C. PONSSON	Yamaha YZF R1	1'39.749
21	76 S. CAVALIERI	Kawasaki ZX-10RR	1'40.620
22	84 L. CRESSON	Kawasaki ZX-10RR	1'40.715

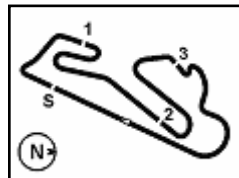
SPEED			
1	53 T. RABAT	Ducati Panigale V4 R	325,3
2	1 J. REA	Kawasaki ZX-10RR	324,3
3	19 A. BAUTISTA	Honda CBR1000 RR-R	324,3
4	45 S. REDDING	Ducati Panigale V4 R	322,4
5	22 A. LOWES	Kawasaki ZX-10RR	321,4
6	91 L. HASLAM	Honda CBR1000 RR-R	321,4
7	21 M. RINALDI	Ducati Panigale V4 R	320,5
8	47 A. BASSANI	Ducati Panigale V4 R	320,5
9	50 E. LAVERTY	BMW M 1000 RR	320,5
10	54 T. RAZGATLIOGLU	Yamaha YZF R1	319,5
11	31 G. GERLOFF	Yamaha YZF R1	318,6
12	55 A. LOCATELLI	Yamaha YZF R1	318,6
13	60 M. VAN DER MARK	BMW M 1000 RR	318,6
14	7 C. DAVIES	Ducati Panigale V4 R	318,6
15	66 T. SYKES	BMW M 1000 RR	317,6
16	94 J. FOLGER	BMW M 1000 RR	317,6
17	3 K. NOZANE	Yamaha YZF R1	314,9
18	32 I. VINALES	Kawasaki ZX-10RR	314,0
19	23 C. PONSSON	Yamaha YZF R1	313,0
20	44 L. MAHIAS	Kawasaki ZX-10RR	311,2
21	84 L. CRESSON	Kawasaki ZX-10RR	308,6
22	76 S. CAVALIERI	Kawasaki ZX-10RR	305,1

SEG. 1		SEG. 2		SEG. 3		SEG. 4					
1	1 J. REA	19.502	1	45 S. REDDING	23.353	1	22 A. LOWES	22.677	1	31 G. GERLOFF	30.648
2	31 G. GERLOFF	19.537	2	31 G. GERLOFF	23.427	2	45 S. REDDING	22.680	2	22 A. LOWES	30.674
3	22 A. LOWES	19.543	3	22 A. LOWES	23.504	3	31 G. GERLOFF	22.716	3	1 J. REA	30.687
4	7 C. DAVIES	19.579	4	1 J. REA	23.545	4	1 J. REA	22.722	4	44 L. MAHIAS	30.708
5	54 T. RAZGATLIOGLU	19.587	5	7 C. DAVIES	23.575	5	55 A. LOCATELLI	22.828	5	45 S. REDDING	30.764
6	45 S. REDDING	19.592	6	50 E. LAVERTY	23.615	6	7 C. DAVIES	22.831	6	21 M. RINALDI	30.848
7	21 M. RINALDI	19.686	7	53 T. RABAT	23.665	7	66 T. SYKES	22.876	7	53 T. RABAT	30.929
8	55 A. LOCATELLI	19.702	8	66 T. SYKES	23.668	8	21 M. RINALDI	22.922	8	55 A. LOCATELLI	30.939
9	50 E. LAVERTY	19.738	9	94 J. FOLGER	23.669	9	53 T. RABAT	22.955	9	60 M. VAN DER MARK	30.949
10	91 L. HASLAM	19.746	10	55 A. LOCATELLI	23.684	10	94 J. FOLGER	23.005	10	66 T. SYKES	30.960
11	53 T. RABAT	19.758	11	21 M. RINALDI	23.685	11	50 E. LAVERTY	23.013	11	19 A. BAUTISTA	30.987
12	19 A. BAUTISTA	19.773	12	54 T. RAZGATLIOGLU	23.690	12	54 T. RAZGATLIOGLU	23.027	12	50 E. LAVERTY	31.018
13	66 T. SYKES	19.776	13	91 L. HASLAM	23.721	13	19 A. BAUTISTA	23.083	13	54 T. RAZGATLIOGLU	31.026
14	94 J. FOLGER	19.818	14	60 M. VAN DER MARK	23.779	14	44 L. MAHIAS	23.100	14	47 A. BASSANI	31.043
15	47 A. BASSANI	19.838	15	44 L. MAHIAS	23.801	15	91 L. HASLAM	23.103	15	94 J. FOLGER	31.044
16	60 M. VAN DER MARK	19.855	16	47 A. BASSANI	23.854	16	60 M. VAN DER MARK	23.112	16	7 C. DAVIES	31.072
17	44 L. MAHIAS	19.861	17	19 A. BAUTISTA	23.932	17	47 A. BASSANI	23.180	17	91 L. HASLAM	31.112
18	3 K. NOZANE	19.908	18	32 I. VINALES	24.005	18	3 K. NOZANE	23.204	18	32 I. VINALES	31.169
19	32 I. VINALES	19.962	19	3 K. NOZANE	24.103	19	32 I. VINALES	23.419	19	3 K. NOZANE	31.480
20	23 C. PONSSON	20.198	20	23 C. PONSSON	24.326	20	76 S. CAVALIERI	23.586	20	23 C. PONSSON	31.531
21	84 L. CRESSON	20.346	21	84 L. CRESSON	24.376	21	23 C. PONSSON	23.607	21	84 L. CRESSON	31.915
22	76 S. CAVALIERI	20.492	22	76 S. CAVALIERI	24.437	22	84 L. CRESSON	23.781	22	76 S. CAVALIERI	31.959

29/05/2021

These data/results cannot be reproduced, stored and/or transmitted in whole or in part by any manner of electronic, mechanical, photocopying, recording, broadcasting or otherwise now known or herein after developed without the previous express consent by the copyright owner, except for reproduction in daily press and regular printed publications on sale to the public within 60 days of the event related to those data/results and always provided that copyright symbol appears together as follows below.

© DORNA WSBK ORGANIZATION Srl 2021



Circuito Estoril 4.182 m

Gaerne Estoril Round, 28-30 May 2021

Ideal Times Free Practice 3rd Session

No.	Rider	Nat	Bike	Seg. 1	Seg. 2	Seg. 3	Seg. 4	Ideal Time		
				Diff. 1	Diff. 2	Diff. 3	Diff. 4	Best Lap	Pos.	Diff.
1	31 G. GERLOFF	USA	Yamaha YZF R1	19.537 +0.135	23.427 +0.046	22.716	30.648	1'36.328 1'36.509	2	0.181
2	45 S. REDDING	GBR	Ducati Panigale V4 R	19.592	23.353	22.680	30.764	1'36.389 1'36.389	1	
3	22 A. LOWES	GBR	Kawasaki ZX-10RR	19.543 +0.048	23.504 +0.019	22.677 +0.198	30.674 +0.023	1'36.398 1'36.686	4	0.288
4	1 J. REA	GBR	Kawasaki ZX-10RR	19.502	23.545 +0.035	22.722	30.687 +0.100	1'36.456 1'36.591	3	0.135
5	7 C. DAVIES	GBR	Ducati Panigale V4 R	19.579	23.575	22.831	31.072 +0.202	1'37.057 1'37.259	6	0.202
6	21 M. RINALDI	ITA	Ducati Panigale V4 R	19.686	23.685	22.922 +0.073	30.848	1'37.141 1'37.214	5	0.073
7	55 A. LOCATELLI	ITA	Yamaha YZF R1	19.702 +0.160	23.684 +0.028	22.828	30.939 +0.021	1'37.153 1'37.362	8	0.209
8	66 T. SYKES	GBR	BMW M 1000 RR	19.776	23.668 +0.001	22.876	30.960	1'37.280 1'37.281	7	0.001
9	53 T. RABAT	ESP	Ducati Panigale V4 R	19.758 +0.081	23.665 +0.024	22.955	30.929 +0.004	1'37.307 1'37.416	10	0.109
10	54 T. RAZGATLIOGLU	TUR	Yamaha YZF R1	19.587	23.690 +0.011	23.027 +0.075	31.026	1'37.330 1'37.416	9	0.086
11	50 E. LAVERTY	IRL	BMW M 1000 RR	19.738	23.615	23.013	31.018 +0.102	1'37.384 1'37.486	11	0.102
12	44 L. MAHIAS	FRA	Kawasaki ZX-10RR	19.861 +0.233	23.801 +0.023	23.100	30.708 +0.044	1'37.470 1'37.770	13	0.300
13	94 J. FOLGER	GER	BMW M 1000 RR	19.818 +0.021	23.669 +0.103	23.005	31.044	1'37.536 1'37.660	12	0.124
14	91 L. HASLAM	GBR	Honda CBR1000 RR-R	19.746 +0.007	23.721 +0.163	23.103 +0.006	31.112	1'37.682 1'37.858	15	0.176
15	60 M. VAN DER MARK	NED	BMW M 1000 RR	19.855 +0.106	23.779 +0.092	23.112 +0.052	30.949	1'37.695 1'37.945	16	0.250
16	19 A. BAUTISTA	ESP	Honda CBR1000 RR-R	19.773	23.932 +0.022	23.083	30.987	1'37.775 1'37.797	14	0.022
17	47 A. BASSANI	ITA	Ducati Panigale V4 R	19.838	23.854	23.180	31.043 +0.062	1'37.915 1'37.977	17	0.062
18	32 I. VINALES	ESP	Kawasaki ZX-10RR	19.962 +0.134	24.005	23.419	31.169 +0.164	1'38.555 1'38.853	18	0.298
19	3 K. NOZANE	JPN	Yamaha YZF R1	19.908 +0.033	24.103	23.204 +0.189	31.480	1'38.695 1'38.917	19	0.222
20	23 C. PONSSON	FRA	Yamaha YZF R1	20.198 +0.078	24.326 +0.009	23.607	31.531	1'39.662 1'39.749	20	0.087
21	84 L. CRESSON	BEL	Kawasaki ZX-10RR	20.346 +0.001	24.376 +0.261	23.781	31.915 +0.035	1'40.418 1'40.715	22	0.297
22	76 S. CAVALIERI	ITA	Kawasaki ZX-10RR	20.492 +0.081	24.437 +0.047	23.586 +0.018	31.959	1'40.474 1'40.620	21	0.146
Overall Ideal Time				19.502	23.353	22.677	30.648	1'36.180		

29/05/2021

These data/results cannot be reproduced, stored and/or transmitted in whole or in part by any manner of electronic, mechanical, photocopying, recording, broadcasting or otherwise now known or herein after developed without the previous express consent by the copyright owner, except for reproduction in daily press and regular printed publications on sale to the public within 60 days of the event related to those data/results and always provided that copyright symbol appears together as follows below.

© DORNA WSBK ORGANIZATION Srl 2021

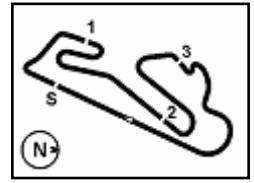
FICR PERUGIA TIMING



Official Tyre Supplier



Official Timekeeper



Gaerne Estoril Round, 28-30 May 2021 Chronological Analysis Free Practice 3rd Session

Circuito Estoril 4.182 m

1 / 3

1° 45 S. REDDING (1'36.389)							
Lap	Seg.1	Seg.2	Seg.3	Seg.4	Lap Time	km/h	Local Time
1		25.736	24.306	32.164			9:02'27.574
2	20.297	23.961	23.517	31.247	1'39.022	316,7	9:04'06.596
3	19.827	23.648	23.073	31.159	1'37.707	319,5	9:05'44.303
4	19.926	23.568	22.995	31.102	1'37.591	318,6	9:07'21.894
5	19.827	23.557	23.030	31.027	1'37.441	322,4	9:08'59.335
6	23.722	25.141	24.036	39.399	1'52.298P	320,5	9:10'51.633
7	3'53.963	24.550	23.678	31.364	5'13.555P		9:16'05.188
8	19.760	23.619	22.898	31.058	1'37.335	321,4	9:17'42.523
9	20.692	24.399	23.332	31.424	1'39.847	320,5	9:19'22.370
10	19.747	23.671	22.926	31.223	1'37.567	319,5	9:20'59.937
11	19.749	23.635	22.865	31.256	1'37.505	320,5	9:22'37.442
12	24.150	24.877	24.045	39.518	1'52.590P	322,4	9:24'30.032
13	2'54.640	24.462	23.894	31.166	4'14.162P		9:28'44.194
14	19.592	23.353	22.680	30.764	1'36.389	321,4	9:30'20.583

2° 31 G. GERLOFF (1'36.509)							
Lap	Seg.1	Seg.2	Seg.3	Seg.4	Lap Time	km/h	Local Time
1		24.931	23.968	31.827			9:02'03.529
2	20.135	23.825	23.139	30.996	1'38.095	315,8	9:03'41.624
3	19.820	23.578	23.353	31.934	1'38.685	317,6	9:05'20.309
4	19.716	23.474	22.983	31.107	1'37.280	315,8	9:06'57.589
5	19.603	23.548	22.936	31.107	1'37.194	318,6	9:08'34.783
6	19.808	23.585	22.894	31.144	1'37.431	314,9	9:10'12.214
7	19.828	23.610	23.221	31.016	1'37.675	316,7	9:11'49.889
8	19.742	23.665	23.030	31.103	1'37.540	315,8	9:13'27.429
9	19.727	23.788	23.075	30.982	1'37.572	314,9	9:15'05.001
10	20.318	23.995	23.393	39.117	1'46.823P	315,8	9:16'51.824
11	4'57.120	26.475	24.227	31.110	6'18.932P		9:23'10.756
12	19.672	23.473	22.716	30.648	1'36.509	315,8	9:24'47.265
13	20.005	23.817	23.596	31.979	1'39.397	318,6	9:26'26.662
14	19.564	23.502	22.897	30.876	1'36.839	315,8	9:28'03.501
15	19.603	23.427	22.801	30.738	1'36.569	317,6	9:29'40.070
16	19.537	23.586	22.914	30.791	1'36.828	318,6	9:31'16.898

3° 1 J. REA (1'36.591)							
Lap	Seg.1	Seg.2	Seg.3	Seg.4	Lap Time	km/h	Local Time
1		24.783	24.424	31.338			9:02'00.971
2	19.985	23.713	23.122	30.687	1'37.507	319,5	9:03'38.478
3	19.768	23.545	23.392	30.758	1'37.463	324,3	9:05'15.941
4	19.978	23.598	22.899	30.773	1'37.248	320,5	9:06'53.189
5	19.767	23.594	22.953	30.829	1'37.143	317,6	9:08'30.332
6	19.943	23.589	22.950	30.861	1'37.343	315,8	9:10'07.675
7	19.740	23.596	22.862	31.921	1'38.119	318,6	9:11'45.794
8	19.658	23.576	22.794	30.961	1'36.989	317,6	9:13'22.783
9	19.699	23.619	22.825	30.941	1'37.084	316,7	9:14'59.867
10	19.697	23.574	22.826	30.798	1'36.895	316,7	9:16'36.762
11	19.502	23.580	22.722	30.787	1'36.591	318,6	9:18'13.353
12	20.956	24.321	23.832	40.847	1'49.956P	316,7	9:20'03.309
13	6'05.500	24.015	23.769	30.989	7'24.273P		9:27'27.582
14	19.794	23.667	23.131	30.948	1'37.540	316,7	9:29'05.122
15	20.865	26.919	23.557	31.226	1'42.567	315,8	9:30'47.689

4° 22 A. LOWES (1'36.686)							
Lap	Seg.1	Seg.2	Seg.3	Seg.4	Lap Time	km/h	Local Time
1		24.916	23.833	31.054			9:01'59.455
2	20.003	23.884	23.011	31.865	1'38.763	316,7	9:03'38.218
3	19.710	23.744	23.086	31.036	1'37.576	319,5	9:05'15.794
4	20.534	23.715	22.978	30.674	1'37.901	317,6	9:06'53.695
5	19.637	23.576	22.837	30.734	1'36.784	320,5	9:08'30.479
6	20.041	23.751	22.970	30.727	1'37.489	314,9	9:10'07.968
7	19.921	23.586	22.759	30.802	1'37.068	321,4	9:11'45.036

8	26.765	24.226	23.003	30.944	1'44.938	314,9	9:13'29.974
9	19.559	23.713	22.677	30.935	1'36.884	315,8	9:15'06.858
10	19.846	23.743	22.772	31.108	1'37.469	318,6	9:16'44.327
11	19.657	23.816	22.913	31.040	1'37.426	316,7	9:18'21.753
12	19.717	23.684	22.894	30.883	1'37.178	314,9	9:19'58.931
13	19.543	23.623	22.877	30.772	1'36.815	317,6	9:21'35.746
14	19.697	23.504	22.783	30.856	1'36.840	318,6	9:23'12.586
15	23.285	24.306	23.291	41.319	1'52.201P	318,6	9:25'04.787
16	2'45.710	24.206	23.197	30.887	4'04.000P		9:29'08.787
17	19.591	23.523	22.875	30.697	1'36.686	318,6	9:30'45.473

5° 21 M. RINALDI (1'37.214)							
Lap	Seg.1	Seg.2	Seg.3	Seg.4	Lap Time	km/h	Local Time
1		25.832	24.658	39.517			9:02'05.814
2	2'33.659	25.688	23.682	31.308	3'54.337P		9:06'00.151
3	20.022	23.790	22.922	30.930	1'37.664	315,8	9:07'37.815
4	19.686	23.685	22.995	30.848	1'37.214	317,6	9:09'15.029
5	19.907	23.778	23.046	31.019	1'37.750	317,6	9:10'52.779
6	21.257	25.190	24.429	40.455	1'51.331P	318,6	9:12'44.110
7	4'49.433	24.398	23.667	31.700	6'09.198P		9:18'53.308
8	20.141	23.882	23.218	31.282	1'38.523	316,7	9:20'31.831
9	29.924	25.074	31.110	35.496	2'01.604	320,5	9:22'33.435
10	20.091	23.981	23.453	31.604	1'39.129	320,5	9:24'12.564
11	23.439	26.253	25.293	43.824	1'58.809P	319,5	9:26'11.373

6° 7 C. DAVIES (1'37.259)							
Lap	Seg.1	Seg.2	Seg.3	Seg.4	Lap Time	km/h	Local Time
1		26.203	24.612	39.405			9:02'04.769
2	3'52.605	24.994	24.689	31.604	5'13.892P		9:07'18.661
3	20.366	23.895	26.578	31.707	1'42.546	314,9	9:09'01.207
4	19.869	23.775	22.981	31.143	1'37.768	314,9	9:10'38.975
5	19.967	23.941	23.051	31.222	1'38.181	317,6	9:12'17.156
6	19.934	23.712	23.161	31.072	1'37.879	318,6	9:13'55.035
7	19.579	23.575	22.831	31.274	1'37.259	317,6	9:15'32.294
8	20.696	24.534	23.483	40.364	1'49.077P	317,6	9:17'21.371
9	5'22.162	24.736	23.601	42.076	6'52.575P		9:24'13.946
10	2'08.022	24.691	23.842	35.156	3'31.711P		9:27'45.657
11	19.831	23.857	23.290	31.148	1'38.126	318,6	9:29'23.783
12	22.619	23.742	22.950	31.273	1'40.584	318,6	9:31'04.367

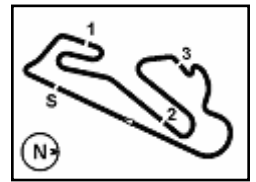
7° 66 T. SYKES (1'37.281)							
Lap	Seg.1	Seg.2	Seg.3	Seg.4	Lap Time	km/h	Local Time
1		26.358	24.809	32.292			9:03'07.478
2	21.041	24.401	23.804	31.309	1'40.555	302,5	9:04'48.033
3	20.034	23.849	23.248	31.103	1'38.234	315,8	9:06'26.267
4	19.928	23.878	23.062	31.150	1'38.018	314,0	9:08'04.285
5	20.077	24.441	23.718	31.405	1'39.641	313,0	9:09'43.926
6	20.053	23.841	23.297	31.199	1'38.390	312,1	9:11'22.316
7	20.682	24.514	23.759	39.918	1'48.873P	314,9	9:13'11.189
8	5'50.196	24.843	23.831	31.566	7'10.436P		9:20'21.625
9	19.776	23.669	22.876	30.960	1'37.281	317,6	9:21'58.906
10	19.779	23.668	23.280	31.814	1'38.541	317,6	9:23'37.447
11	19.856	23.715	23.127	31.179	1'37.877	315,8	9:25'15.324
12	23.903	24.291	23.578	31.612	1'43.384	315,8	9:26'58.708
13	19.907	23.835	23.111	31.131	1'37.984	316,7	9:28'36.692
14	19.836	23.839	23.417	31.261	1'38.353	317,6	9:30'15.045

8° 55 A. LOCATELLI (1'37.362)							
Lap	Seg.1	Seg.2	Seg.3	Seg.4	Lap Time	km/h	Local Time
1		25.485	24.077	31.671			9:04'24.302
2	20.203	24.300	23.498	31.482	1'39.483	312,1	9:06'03.785
3	20.115	24.033	23.300	31.536	1'38.984	312,1	9:07'42.769

29/05/2021 P = Pits In/Out - C = Lap Time Cancelled

These data/results cannot be reproduced, stored and/or transmitted in whole or in part by any manner of electronic, mechanical, photocopying, recording, broadcasting or otherwise now known or herein after developed without the previous express consent by the copyright owner, except for reproduction in daily press and regular printed publications on sale to the public within 60 days of the event related to those data/results and always provided that copyright symbol appears together as follows below.

© DORNA WSBK ORGANIZATION Srl 2021



Gaerne Estoril Round, 28-30 May 2021 Chronological Analysis Free Practice 3rd Session

Circuito Estoril 4.182 m

2 / 3

4	20.005	24.046	23.241	31.221	1'38.513	310,3	9:09'21.282
5	20.000	24.007	23.288	31.163	1'38.458	312,1	9:10'59.740
6	19.916	24.829	24.071	41.683	1'50.499P	314,0	9:12'50.239
7	5'45.208	24.755	23.821	35.300	7'09.084P		9:19'59.323
8	19.862	23.712	22.828	30.960	1'37.362	318,6	9:21'36.685
9	19.816	23.684	23.000	30.939	1'37.439	315,8	9:23'14.124
10	19.702	23.929	23.130	31.039	1'37.800	316,7	9:24'51.924
11	19.751	23.799	23.185	31.111	1'37.846	315,8	9:26'29.770
12	19.780	23.936	26.891	33.826	1'44.433	318,6	9:28'14.203
13	19.851	23.813	23.131	31.921	1'38.716	317,6	9:29'52.919
14	19.911	23.957	23.629	31.617	1'39.114	318,6	9:31'32.033

12° 94 J. FOLGER (1'37.660)							
Lap	Seg.1	Seg.2	Seg.3	Seg.4	Lap Time	km/h	Local Time
1		25.392	24.454	31.976			9:02'05.535
2	20.284	24.009	23.387	31.323	1'39.003	314,9	9:03'44.538
3	20.012	23.860	23.137	31.174	1'38.183	313,0	9:05'22.721
4	20.454	30.473	23.722	31.396	1'46.045	310,3	9:07'08.766
5	20.509	26.464	23.860	41.663	1'52.496P	313,0	9:09'01.262
6	4'20.027	24.935	24.084	31.871	5'40.917P		9:14'42.179
7	19.954	23.869	23.159	31.341	1'38.323	313,0	9:16'20.502
8	19.925	23.949	24.509	39.912	1'48.295P	317,6	9:18'08.797
9	4'11.208	24.296	23.584	31.624	5'30.712P		9:23'39.509
10	19.839	23.772	23.005	31.044	1'37.660	315,8	9:25'17.169
11	19.872	23.948	23.412	31.416	1'38.648	315,8	9:26'55.817
12	19.944	23.669	23.035	31.132	1'37.780	315,8	9:28'33.597
13	19.818	23.731	23.112	31.046	1'37.707	317,6	9:30'11.304

9° 53 T. RABAT (1'37.416)							
Lap	Seg.1	Seg.2	Seg.3	Seg.4	Lap Time	km/h	Local Time
1		26.066	24.607	31.998			9:01'57.793
2	20.488	24.268	23.646	32.193	1'40.595	312,1	9:03'38.388
3	20.347	24.190	23.315	31.410	1'39.262	305,1	9:05'17.650
4	20.428	24.124	23.815	32.767	1'41.134	322,4	9:06'58.784
5	20.377	23.891	23.159	31.232	1'38.659	317,6	9:08'37.443
6	20.081	23.854	23.304	31.096	1'38.335	321,4	9:10'15.778
7	20.252	23.889	23.156	31.184	1'38.481	319,5	9:11'54.259
8	19.954	23.855	23.272	39.458	1'46.539P	325,3	9:13'40.798
9	3'35.201	25.148	23.622	31.502	4'55.473P		9:18'36.271
10	20.094	23.820	23.165	31.041	1'38.120	321,4	9:20'14.391
11	19.925	23.716	23.089	30.969	1'37.699	323,4	9:21'52.090
12	19.758	23.698	23.038	30.944	1'37.438	322,4	9:23'29.528
13	19.915	23.676	23.112	30.929	1'37.632	323,4	9:25'07.160
14	19.839	23.689	22.955	30.933	1'37.416	324,3	9:26'44.576
15	19.813	23.665	23.126	31.016	1'37.620	324,3	9:28'22.196
16	19.879	23.695	23.052	31.263	1'37.889	325,3	9:30'00.085

13° 44 L. MAHIAS (1'37.770)							
Lap	Seg.1	Seg.2	Seg.3	Seg.4	Lap Time	km/h	Local Time
1		24.818	24.269	31.263			9:02'01.142
2	20.094	23.824	23.100	30.752	1'37.770	305,9	9:03'38.912
3	20.618	24.314	23.343	30.959	1'39.234	291,9	9:05'18.146
4	20.023	24.150	23.779	31.219	1'39.171	309,5	9:06'57.317
5	20.171	23.801	23.550	31.009	1'38.531	306,8	9:08'35.848
6	20.054	23.911	23.285	31.300	1'38.550	309,5	9:10'14.398
7	19.917	24.017	23.511	31.374	1'38.819	308,6	9:11'53.217
8	22.479	24.969	24.199	42.664	1'54.311P	305,1	9:13'47.528
9	5'23.738	26.916	23.156	30.708	6'44.518P		9:20'32.046
10	28.029	27.646	26.761	33.436	1'55.872	305,1	9:22'27.918
11	24.319	24.743	24.854	31.645	1'45.561	311,2	9:24'13.479
12	20.211	26.322	23.540	31.465	1'41.538	306,8	9:25'55.017
13	20.234	23.898	23.200	31.058	1'38.390	305,9	9:27'33.407
14	19.861	23.894	23.343	31.236	1'38.334	309,5	9:29'11.741
15	19.920	24.092	23.366	31.333	1'38.711	307,7	9:30'50.452

10° 54 T. RAZGATLIOGLU (1'37.416)							
Lap	Seg.1	Seg.2	Seg.3	Seg.4	Lap Time	km/h	Local Time
1		25.783	24.522	32.108			9:02'48.605
2	19.884	24.010	23.183	31.444	1'38.521	314,0	9:04'27.126
3	19.944	23.873	23.310	31.484	1'38.611	314,0	9:06'05.737
4	20.209	24.371	24.080	40.949	1'49.609P	315,8	9:07'55.346
5	4'58.369	25.366	24.365	32.003	6'20.103P		9:14'15.449
6	20.267	24.215	23.472	31.603	1'39.557	312,1	9:15'55.006
7	19.664	23.750	23.038	31.131	1'37.583	314,9	9:17'32.589
8	20.140	24.336	23.626	31.685	1'39.787	315,8	9:19'12.376
9	19.723	23.765	23.027	31.118	1'37.633	314,9	9:20'50.009
10	19.599	23.690	23.145	31.121	1'37.555	314,9	9:22'27.564
11	19.587	23.701	23.102	31.026	1'37.416	317,6	9:24'04.980
12	20.891	27.982	24.551	31.723	1'45.147	315,8	9:25'50.127
13	23.936	28.225	27.003	31.581	1'50.745	314,9	9:27'40.872
14	19.588	23.873	23.195	31.069	1'37.725	318,6	9:29'18.597
15	19.621	23.954	23.744	43.298	1'50.617P	319,5	9:31'09.214

14° 19 A. BAUTISTA (1'37.797)							
Lap	Seg.1	Seg.2	Seg.3	Seg.4	Lap Time	km/h	Local Time
1		25.786	24.894	32.390			9:02'10.613
2	20.037	24.404	23.516	31.657	1'39.614	317,6	9:03'50.227
3	19.890	24.006	23.285	31.095	1'38.276	321,4	9:05'28.503
4	19.773	23.954	23.083	30.987	1'37.797	320,5	9:07'06.300
5	19.845	23.983	23.250	31.483	1'38.561	324,3	9:08'44.861
6	19.891	24.027	23.212	31.154	1'38.284	318,6	9:10'23.145
7	22.566	24.178	23.316	31.248	1'41.308	321,4	9:12'04.453
8	19.832	23.993	23.150	31.062	1'38.037	320,5	9:13'42.490
9	20.908	24.565	23.439	40.911	1'49.823P	322,4	9:15'32.313
10	7'28.743	24.711	23.523	31.438	8'48.415P		9:24'20.728
11	19.933	24.098	23.178	31.276	1'38.485	322,4	9:25'59.213
12	19.835	23.932	23.235	31.342	1'38.344	323,4	9:27'37.557
13	19.827	24.049	23.303	31.575	1'38.754	322,4	9:29'16.311
14	24.372	24.521	23.740	31.735	1'44.368	324,3	9:31'00.679

11° 50 E. LAVERTY (1'37.486)							
Lap	Seg.1	Seg.2	Seg.3	Seg.4	Lap Time	km/h	Local Time
1		25.293	24.099	31.589			9:01'53.383
2	20.220	23.851	23.257	31.214	1'38.542	314,0	9:03'31.925
3	19.916	23.787	23.140	31.018	1'37.861	320,5	9:05'09.786
4	19.738	23.615	23.013	31.120	1'37.486	316,7	9:06'47.272
5	19.840	23.817	23.106	31.144	1'37.907	316,7	9:08'25.179
6	19.992	23.868	23.066	42.199	1'49.125P	315,8	9:10'14.304
7	5'15.986	25.848	24.602	32.121	6'38.557P		9:16'52.861
8	19.912	23.987	23.223	31.415	1'38.537	315,8	9:18'31.398
9	19.853	24.001	23.280	31.320	1'38.454	317,6	9:20'09.852
10	19.750	23.885	23.347	31.383	1'38.365	318,6	9:21'48.217
11	19.860	24.070	23.337	40.234	1'47.501P	318,6	9:23'35.718
12	1'53.709	24.865	23.671	31.852	3'14.097P		9:26'49.815

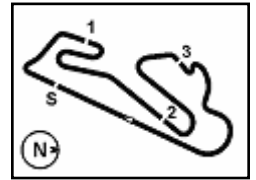
15° 91 L. HASLAM (1'37.858)							
Lap	Seg.1	Seg.2	Seg.3	Seg.4	Lap Time	km/h	Local Time
1		25.265	24.207	32.153			9:01'54.466
2	20.316	24.017	23.539	31.975	1'39.847	310,3	9:03'34.313
3	19.988	24.097	23.103	31.179	1'38.367	318,6	9:05'12.680
4	19.957	23.721	23.165	31.180	1'38.023	315,8	9:06'50.703
5	19.907	25.283	24.616	31.162	1'40.968	317,6	9:08'31.671
6	19.753	23.884	23.109	31.112	1'37.858	318,6	9:10'09.529
7	20.618	28.142	28.881	45.337	2'02.978P	318,6	9:12'12.507

29/05/2021 P = Pits In/Out - C = Lap Time Cancelled

These data/results cannot be reproduced, stored and/or transmitted in whole or in part by any manner of electronic, mechanical, photocopying, recording, broadcasting or otherwise now known or herein after developed without the previous express consent by the copyright owner, except for reproduction in daily press and regular printed publications on sale to the public within 60 days of the event related to those data/results and always provided that copyright symbol appears together as follows below.

© DORNA WSBK ORGANIZATION Srl 2021





Gaerne Estoril Round, 28-30 May 2021 Chronological Analysis Free Practice 3rd Session

Circuito Estoril 4.182 m

3 / 3

8	8'58.360	24.768	24.169	34.056	10'21.353P		9:22'33.860	7	20.287	24.702	26.200	44.832	1'56.021P	312,1	9:12'25.077
9	20.101	23.924	23.365	32.008	1'39.398	320,5	9:24'13.258	8	5'58.022	25.394	23.928	32.219	7'19.563P		9:19'44.640
10	19.932	33.005	23.533	31.502	1'47.972	321,4	9:26'01.230	9	20.303	24.431	23.515	31.760	1'40.009	309,5	9:21'24.649
11	19.758	23.884	23.157	31.353	1'38.152	319,5	9:27'39.382	10	20.223	24.315	23.552	32.008	1'40.098	307,7	9:23'04.747
12	19.746	23.964	23.273	31.422	1'38.405	320,5	9:29'17.787	11	20.237	24.656	23.688	32.365	1'40.946	312,1	9:24'45.693
13	23.470	25.483	24.864	32.890	1'46.707	319,5	9:31'04.494	12	20.486	24.477	23.807	32.227	1'40.997	310,3	9:26'26.690

13	20.301	24.588	26.334	33.599	1'44.822	310,3	9:28'11.512	13	20.301	24.588	26.334	33.599	1'44.822	310,3	9:28'11.512
14	20.648	28.307	27.559	48.679	2'05.193P	312,1	9:30'16.705	14	20.648	28.307	27.559	48.679	2'05.193P	312,1	9:30'16.705

16° 60 M. VAN DER MARK (1'37.945)

Lap	Seg.1	Seg.2	Seg.3	Seg.4	Lap Time	km/h	Local Time
1		25.049	24.139	32.516			9:01'55.023
2	20.342	23.779	23.278	31.381	1'38.780	312,1	9:03'33.803
3	19.993	23.824	23.112	31.137	1'38.066	318,6	9:05'11.869
4	19.961	23.871	23.164	30.949	1'37.945	316,7	9:06'49.814
5	37.529	24.454	26.005	40.697	2'08.685P	315,8	9:08'58.499
6	11'05.036	26.115	23.598	31.401	12'26.150P		9:21'24.649
7	19.915	23.864	23.194	31.297	1'38.270	316,7	9:23'02.919
8	23.531	26.659	24.659	38.716	1'53.565	315,8	9:24'56.484
9	19.935	23.881	23.225	31.387	1'38.428	316,7	9:26'34.912
10	19.855	23.979	23.259	31.441	1'38.534	316,7	9:28'13.446
11	20.045	23.924	23.244	31.437	1'38.650	318,6	9:29'52.096
12	20.265	24.218	23.742	31.588	1'39.813	318,6	9:31'31.909

20° 23 C. PONSSON (1'39.749)

Lap	Seg.1	Seg.2	Seg.3	Seg.4	Lap Time	km/h	Local Time
1		28.333	25.822	45.461			9:02'12.958
2	3'20.926	27.030			4'50.912P		9:07'03.870
3	20.498	24.490	24.183	32.372	1'41.543	313,0	9:08'45.413
4	20.581	24.380	23.808	31.661	1'40.430	308,6	9:10'25.843
5	20.310	24.328	23.747	31.741	1'40.126	312,1	9:12'05.969
6	22.930	26.303	25.466	34.714	1'49.413	309,5	9:13'55.382
7	20.266	24.747	24.443	31.991	1'41.447	312,1	9:15'36.829
8	20.918	24.403	23.980	40.721	1'50.022P	312,1	9:17'26.851
9	3'57.396	26.637	25.012	34.663	5'23.708P		9:22'50.559
10	20.590	24.561	25.814	32.223	1'43.188	310,3	9:24'33.747
11	20.458	24.326	23.609	31.738	1'40.131	312,1	9:26'13.878
12	21.898	27.739	30.367	32.654	1'52.658	311,2	9:28'06.536
13	20.276	24.335	23.607	31.531	1'39.749	312,1	9:29'46.285
14	20.198	24.333	24.129	32.327	1'40.987	312,1	9:31'27.272

17° 47 A. BASSANI (1'37.977)

Lap	Seg.1	Seg.2	Seg.3	Seg.4	Lap Time	km/h	Local Time
1		26.255	24.910	31.670			9:02'01.808
2	20.358	24.262	24.906	31.876	1'41.402	317,6	9:03'43.210
3	20.368	24.060	23.535	31.202	1'39.165	315,8	9:05'22.375
4	20.047	24.082	23.489	31.043	1'38.661	316,7	9:07'01.036
5	20.187	23.954	23.393	31.476	1'39.010	314,9	9:08'40.046
6	23.299	27.412	23.956	40.301	1'54.968P	317,6	9:10'35.014
7	9'14.505	25.206	24.113	31.497	10'35.321P		9:21'10.335
8	20.069	24.158	23.391	31.130	1'38.748	315,8	9:22'49.083
9	19.884	24.154	23.217	31.105	1'38.360	318,6	9:24'27.443
10	19.868	23.915	23.323	31.081	1'38.187	320,5	9:26'05.630
11	19.838	23.854	23.180	31.105	1'37.977	319,5	9:27'43.607
12	19.965	23.993	23.329	31.238	1'38.525	320,5	9:29'22.132
13	24.423	24.655	23.590	31.396	1'44.064	316,7	9:31'06.196

21° 76 S. CAVALIERI (1'40.620)

Lap	Seg.1	Seg.2	Seg.3	Seg.4	Lap Time	km/h	Local Time
1		26.103	25.080	32.778			9:02'08.321
2	21.288	24.867	23.943	32.124	1'42.222	288,0	9:03'50.543
3	20.574	24.489	23.780	32.123	1'40.966	305,1	9:05'31.509
4	20.747	24.497	23.782	31.968	1'40.994	302,5	9:07'12.503
5	20.573	24.484	23.604	31.959	1'40.620	305,1	9:08'53.123
6	20.700	24.461	23.679	32.075	1'40.915	301,7	9:10'34.038
7	20.641	24.437	23.725	32.023	1'40.826	303,4	9:12'14.864
8	23.463	26.126	24.837	43.688	1'58.114P	295,9	9:14'12.978
9	7'08.786	26.439	25.162	38.035	8'38.422P		9:22'51.400
10	20.607	24.558	23.766	32.234	1'41.165		9:24'32.565
11	20.723	24.555	23.586	32.123	1'40.987	299,2	9:26'13.552
12	20.492	28.708	28.232	39.350	1'56.782	299,2	9:28'10.334
13	20.702	24.527	23.765	32.061	1'41.055	303,4	9:29'51.389
14	20.732	25.977	23.939	32.072	1'42.720	301,7	9:31'34.109

18° 32 I. VINALES (1'38.853)

Lap	Seg.1	Seg.2	Seg.3	Seg.4	Lap Time	km/h	Local Time
1		25.736	24.915	31.770			9:01'59.037
2	20.398	24.286	23.557	31.169	1'39.410	314,0	9:03'38.447
3	20.536	24.074	26.585	34.096	1'45.291	298,3	9:05'23.738
4	20.074	24.305	23.632	31.271	1'39.282	311,2	9:07'03.020
5	20.057	24.022	23.582	31.236	1'38.897	311,2	9:08'41.917
6	20.290	27.544	23.487	31.396	1'42.717	307,7	9:10'24.634
7	25.229	24.630	24.023	43.061	1'56.943P	308,6	9:12'21.577
8	6'52.623	24.640	23.712	31.449	8'12.424P		9:20'34.001
9	20.381	29.190	29.280	31.969	1'50.820	308,6	9:22'24.821
10	20.166	24.246	23.607	34.238	1'42.257	309,5	9:24'07.078
11	20.260	24.237	28.707	36.073	1'49.277	308,6	9:25'56.355
12	20.096	24.005	23.419	31.333	1'38.853	308,6	9:27'35.208
13	19.962	24.178	23.547	31.449	1'39.136	310,3	9:29'14.344
14	20.202	24.091	23.635	31.626	1'39.554	311,2	9:30'53.898

22° 84 L. CRESSON (1'40.715)

Lap	Seg.1	Seg.2	Seg.3	Seg.4	Lap Time	km/h	Local Time
1		25.657	24.621	32.689			9:01'56.143
2	20.897	24.892	23.886	32.563	1'42.238	308,6	9:03'38.381
3	21.068	24.776	23.933	32.164	1'41.941	296,7	9:05'20.322
4	25.091	26.548	26.701	42.269	2'00.609P	303,4	9:07'20.931
5	4'05.747	26.294	25.823	33.075	5'30.939P		9:12'51.870
6	20.682	24.745	24.238	32.237	1'41.902	302,5	9:14'33.772
7	20.346	24.752	23.880	32.388	1'41.366	303,4	9:16'15.138
8	21.796	25.763	26.575	32.143	1'46.277	304,2	9:18'01.415
9	20.425	24.524	23.873	32.147	1'40.969	305,1	9:19'42.384
10	20.357	24.759	23.923	32.010	1'41.049	305,9	9:21'23.433
11	22.732	24.583	23.896	31.915	1'43.126	306,8	9:23'06.559
12	20.347	24.637	23.781	31.950	1'40.715	307,7	9:24'47.274
13	20.593	24.376	23.897	31.963	1'40.829	305,1	9:26'28.103
14	20.499	24.494	24.020	31.967	1'40.980	308,6	9:28'09.083
15	20.389	24.619	23.920	31.933	1'40.861	305,1	9:29'49.944
16	24.467	25.019	24.219	32.021	1'45.726	307,7	9:31'35.670

19° 3 K. NOZANE (1'38.917)

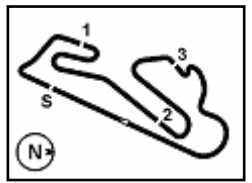
Lap	Seg.1	Seg.2	Seg.3	Seg.4	Lap Time	km/h	Local Time
1		25.548	24.429	32.187			9:02'03.525
2	20.376	24.133	23.394	31.681	1'39.584	312,1	9:03'43.109
3	19.941	24.103	23.393	31.480	1'38.917	314,9	9:05'22.026
4	20.113	24.123	23.204	31.492	1'38.932	312,1	9:07'00.958
5	19.908	24.232	23.276	31.645	1'39.061	312,1	9:08'40.019
6	28.117	25.289	23.630	32.001	1'49.037	311,2	9:10'29.056

29/05/2021 P = Pits In/Out - C = Lap Time Cancelled

These data/results cannot be reproduced, stored and/or transmitted in whole or in part by any manner of electronic, mechanical, photocopying, recording, broadcasting or otherwise now known or herein after developed without the previous express consent by the copyright owner, except for reproduction in daily press and regular printed publications on sale to the public within 60 days of the event related to those data/results and always provided that copyright symbol appears together as follows below.

© DORNA WSBK ORGANIZATION Srl 2021

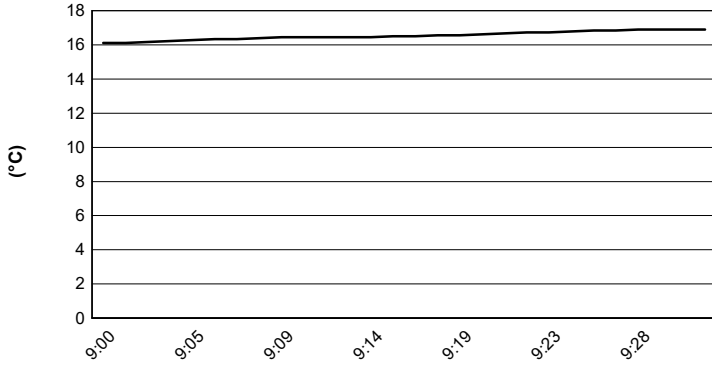




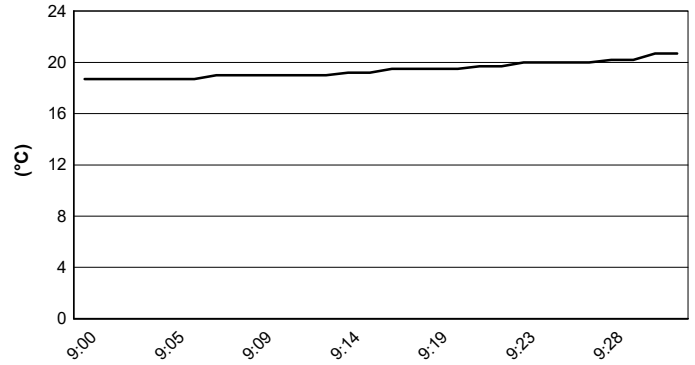
Circuito Estoril 4.182 m

Gaerne Estoril Round, 28-30 May 2021
Weather Report Free Practice 3rd Session
 Session started 09:00 - Session ended 9:32

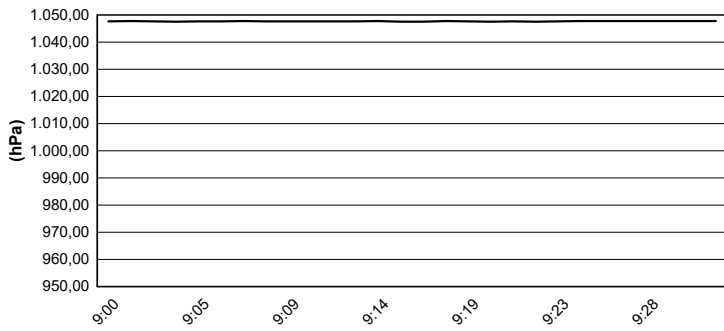
Air Temperature



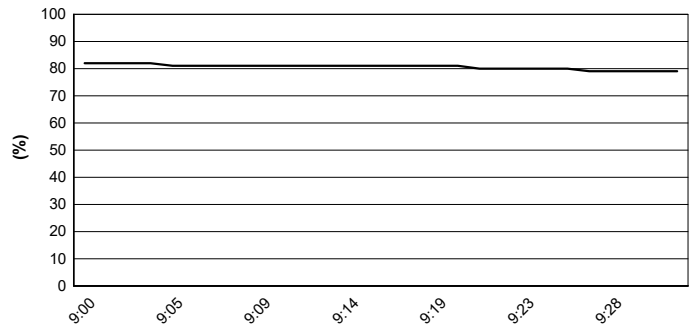
Track Temperature



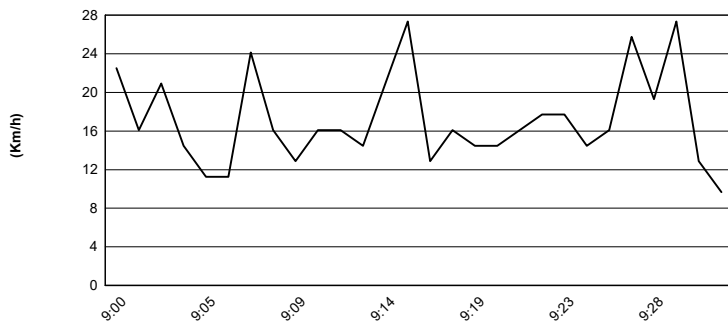
Air Pressure



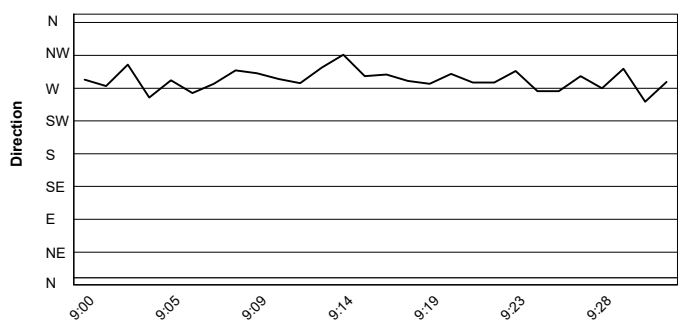
Humidity



Wind Speed



Wind Direction



29/05/2021

These data/results cannot be reproduced, stored and/or transmitted in whole or in part by any manner of electronic, mechanical, photocopying, recording, broadcasting or otherwise now known or herein after developed without the previous express consent by the copyright owner, except for reproduction in daily press and regular printed publications on sale to the public within 60 days of the event related to those data/results and always provided that copyright symbol appears together as follows below.

© DORNA WSBK ORGANIZATION Srl 2021