
**Gaerne Estoril Round, 28-30 May 2021**
**Results Tissot Superpole**

Circuito Estoril 4.182 m

1 / 2

No.	Rider	Nat	Team	Bike	Class	Time	Gap	Rel.	Laps	Speed	
										Avg	Max
1	<b>1 J. REA</b>	GBR	Kawasaki Racing Team WorldSBK	Kawasaki ZX-10RR		<b>1'35.876</b>			6	157,028	<b>319,5</b>
2	<b>45 S. REDDING</b>	GBR	Aruba.it Racing - Ducati	Ducati Panigale V4 R		<b>1'36.047</b>	0.171	0.171	6	156,748	<b>324,3</b>
3	<b>54 T. RAZGATLIOGLU</b>	TUR	Pata Yamaha with BRIXX WorldSBK	Yamaha YZF R1		<b>1'36.164</b>	0.288	0.117	5	156,558	<b>317,6</b>
4	<b>31 G. GERLOFF</b>	USA	GRT Yamaha WorldSBK Team	Yamaha YZF R1	IND	<b>1'36.350</b>	0.474	0.186	5	156,255	<b>317,6</b>
5	<b>66 T. SYKES</b>	GBR	BMW Motorrad WorldSBK Team	BMW M 1000 RR		<b>1'36.369</b>	0.493	0.019	6	156,225	<b>317,6</b>
6	<b>21 M. RINALDI</b>	ITA	Aruba.it Racing - Ducati	Ducati Panigale V4 R		<b>1'36.532</b>	0.656	0.163	7	155,961	<b>321,4</b>
7	<b>44 L. MAHIAS</b>	FRA	Kawasaki Puccetti Racing	Kawasaki ZX-10RR	IND	<b>1'36.863</b>	0.987	0.331	6	155,428	<b>314,0</b>
8	<b>53 T. RABAT</b>	ESP	Barni Racing Team	Ducati Panigale V4 R	IND	<b>1'36.892</b>	1.016	0.029	6	155,381	<b>325,3</b>
9	<b>55 A. LOCATELLI</b>	ITA	Pata Yamaha with BRIXX WorldSBK	Yamaha YZF R1		<b>1'37.031</b>	1.155	0.139	6	155,159	<b>321,4</b>
10	<b>22 A. LOWES</b>	GBR	Kawasaki Racing Team WorldSBK	Kawasaki ZX-10RR		<b>1'37.049</b>	1.173	0.018	6	155,130	<b>321,4</b>
11	<b>94 J. FOLGER</b>	GER	Bonovo MGM Racing	BMW M 1000 RR	IND	<b>1'37.128</b>	1.252	0.079	6	155,004	<b>319,5</b>
12	<b>60 M. VAN DER MARK</b>	NED	BMW Motorrad WorldSBK Team	BMW M 1000 RR		<b>1'37.193</b>	1.317	0.065	7	154,900	<b>319,5</b>
13	<b>50 E. LAVERTY</b>	IRL	RC Squadra Corse	BMW M 1000 RR	IND	<b>1'37.266</b>	1.390	0.073	6	154,784	<b>321,4</b>
14	<b>91 L. HASLAM</b>	GBR	Team HRC	Honda CBR1000 RR-R		<b>1'37.399</b>	1.523	0.133	6	154,572	<b>326,3</b>
15	<b>7 C. DAVIES</b>	GBR	Team GoEleven	Ducati Panigale V4 R	IND	<b>1'37.422</b>	1.546	0.023	6	154,536	<b>320,5</b>
16	<b>3 K. NOZANE</b>	JPN	GRT Yamaha WorldSBK Team	Yamaha YZF R1	IND	<b>1'37.611</b>	1.735	0.189	6	154,237	<b>315,8</b>
17	<b>47 A. BASSANI</b>	ITA	Motocorsa Racing	Ducati Panigale V4 R	IND	<b>1'37.657</b>	1.781	0.046	7	154,164	<b>321,4</b>
18	<b>19 A. BAUTISTA</b>	ESP	Team HRC	Honda CBR1000 RR-R		<b>1'37.731</b>	1.855	0.074	6	154,047	<b>326,3</b>
19	<b>32 I. VINALES</b>	ESP	Orelac Racing VerdNatura	Kawasaki ZX-10RR	IND	<b>1'38.512</b>	2.636	0.781	6	152,826	<b>315,8</b>
20	<b>23 C. PONSSON</b>	FRA	Alstare Yamaha	Yamaha YZF R1	IND	<b>1'38.854</b>	2.978	0.342	6	152,297	<b>316,7</b>
21	<b>84 L. CRESSON</b>	BEL	TPR Team Pedercini Racing	Kawasaki ZX-10RR	IND	<b>1'40.008</b>	4.132	1.154	6	150,540	<b>313,0</b>
22	<b>76 S. CAVALIERI</b>	ITA	TPR Team Pedercini Racing	Kawasaki ZX-10RR	IND	<b>1'40.288</b>	4.412	0.280	5	150,120	<b>304,2</b>

**Qualifying Lap Time (107% of 1'35.876): 1'42.588**

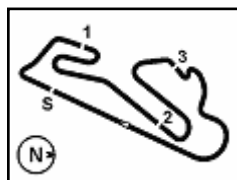
AIR	Humidity:	75%	Temp:	18°C
TRACK	Condition:	Dry	Temp:	28°C

Records	Pole (SP)	2020	T.Razgatioglu	1'36.154	156,570	Km/h
	Race (SPRC)	2020	T.Razgatioglu	1'36.594	155,860	Km/h
	All Times (SP)	2020	T.Razgatioglu	1'36.154	156,570	Km/h

Start	End	The results are provisional until the end of the time limit for protests and appeals and the completion of the technical checks.
29/05/2021 11:10	11:27	

These data/results cannot be reproduced, stored and/or transmitted in whole or in part by any manner of electronic, mechanical, photocopying, recording, broadcasting or otherwise now known or herein after developed without the previous express consent by the copyright owner, except for reproduction in daily press and regular printed publications on sale to the public within 60 days of the event related to those data/results and always provided that copyright symbol appears together as follows below.

© DORNA WSBK ORGANIZATION Srl 2021


**Gaerne Estoril Round, 28-30 May 2021**
**Results Tissot Superpole**
**Session Highlights**

Local Time	No. Rider	Description
11.10.00		Start
11.14.19	<b>54 T. RAZGATLIOGLU</b>	Lap Cancelled (1'36.944) - Exceeded Track Limits - Turn 13
11.21.39		New All Time Lap Record
11.21.57	<b>53 T. RABAT</b>	On the Gravel - Re-Joined - Turn 1
11.24.04	<b>32 I. VINALES</b>	Lap Cancelled (1'38.000) - Exceeded Track Limits - Turn 13
11.24.45	<b>50 E. LAVERTY</b>	On Asphalt - Re-Joined - Turn 7
11.27.25	<b>3 K. NOZANE</b>	Lap Cancelled (1'46.174) - Exceeded Track Limits - Turn 13
11.29.59	<b>91 L. HASLAM</b>	Lap Cancelled (1'37.449) - Exceeded Track Limits - Turn 13
11.30.04		End Of Session
11.40.34	<b>50 E. LAVERTY</b>	Lap Cancelled (1'36.604) - Art. 1.23.2 (yellow flag)
11.41.09	<b>47 A. BASSANI</b>	Lap Cancelled (1'37.501) - Art. 1.23.2 (yellow flag)
11.41.41	<b>44 L. MAHIAS</b>	Lap Cancelled (1'37.756) - Art. 1.23.2 (yellow flag)
11.42.24	<b>7 C. DAVIES</b>	Lap Cancelled (1'46.811) - Art. 1.23.2 (yellow flag)
11.43.02	<b>19 A. BAUTISTA</b>	Lap Cancelled (1'37.032) - Art. 1.23.2 (yellow flag)
11.43.34	<b>22 A. LOWES</b>	Lap Cancelled (1'36.054) - Art. 1.23.2 (yellow flag)
11.46.29		Revised results - infraction of art. 1.23.2 (50,47,44,7,19,22)

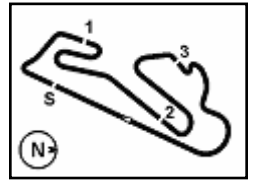
**Fastest Laps Sequence**

No.	Rider	Nat	Team	Bike	Local Time	Time	Gap	Avg
<b>1</b>	<b>J. REA</b>	GBR	Kawasaki Racing Team WorldSBK	Kawasaki ZX-10RR	11:13'26.830	<b>1'37.166</b>		154,943
<b>22</b>	<b>A. LOWES</b>	GBR	Kawasaki Racing Team WorldSBK	Kawasaki ZX-10RR	11:13'49.354	<b>1'37.049</b>	-0.117	155,130
<b>1</b>	<b>J. REA</b>	GBR	Kawasaki Racing Team WorldSBK	Kawasaki ZX-10RR	11:15'03.465	<b>1'36.635</b>	-0.414	155,794
<b>45</b>	<b>S. REDDING</b>	GBR	Aruba.it Racing - Ducati	Ducati Panigale V4 R	11:21'28.586	<b>1'36.047</b>	-0.588	156,748
<b>1</b>	<b>J. REA</b>	GBR	Kawasaki Racing Team WorldSBK	Kawasaki ZX-10RR	11:23'00.624	<b>1'35.876</b>	-0.171	157,028

Start 29/05/2021 11:10 End 11:27 The results are provisional until the end of the time limit for protests and appeals and the completion of the technical checks.

These data/results cannot be reproduced, stored and/or transmitted in whole or in part by any manner of electronic, mechanical, photocopying, recording, broadcasting or otherwise now known or herein after developed without the previous express consent by the copyright owner, except for reproduction in daily press and regular printed publications on sale to the public within 60 days of the event related to those data/results and always provided that copyright symbol appears together as follows below.

© DORNA WSBK ORGANIZATION Srl 2021



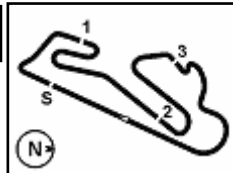
Circuito Estoril 4.182 m

**Gaerne Estoril Round, 28-30 May 2021**
**Starting Grid - Race 1 (21 Laps x 4,182 km = 87,822 km)**

1	1	<b>1 REA J.</b> Kawasaki 1'35.876	2	<b>45 REDDING S.</b> Ducati 1'36.047	3	<b>54 RAZGATLIOGLU T.</b> Yamaha 1'36.164
2	4	<b>31 GERLOFF G.</b> Yamaha 1'36.350	5	<b>66 SYKES T.</b> BMW 1'36.369	6	<b>21 RINALDI M.</b> Ducati 1'36.532
3	7	<b>44 MAHIAS L.</b> Kawasaki 1'36.863	8	<b>53 RABAT T.</b> Ducati 1'36.892	9	<b>55 LOCATELLI A.</b> Yamaha 1'37.031
4	10	<b>22 LOWES A.</b> Kawasaki 1'37.049	11	<b>94 FOLGER J.</b> BMW 1'37.128	12	<b>60 VAN DER MARK M.</b> BMW 1'37.193
5	13	<b>50 LAVERTY E.</b> BMW 1'37.266	14	<b>91 HASLAM L.</b> Honda 1'37.399	15	<b>7 DAVIES C.</b> Ducati 1'37.422
6	16	<b>3 NOZANE K.</b> Yamaha 1'37.611	17	<b>47 BASSANI A.</b> Ducati 1'37.657	18	<b>19 BAUTISTA A.</b> Honda 1'37.731
7	19	<b>32 VINALES I.</b> Kawasaki 1'38.512	20	<b>23 PONSSON C.</b> Yamaha 1'38.854	21	<b>84 CRESSON L.</b> Kawasaki 1'40.008
8	22	<b>76 CAVALIERI S.</b> Kawasaki 1'40.288				

29/05/2021 The Race Director .....

These data/results cannot be reproduced, stored and/or transmitted in whole or in part by any manner of electronic, mechanical, photocopying, recording, broadcasting or otherwise now known or herein after developed without the previous express consent by the copyright owner, except for reproduction in daily press and regular printed publications on sale to the public within 60 days of the event related to those data/results and always provided that copyright symbol appears together as follows below. © DORNA WSBK ORGANIZATION Srl 2021


**Gaerne Estoril Round, 28-30 May 2021**
**Best Sectors & Speed Tissot Superpole**

BEST LAP			
1	1 J. REA	Kawasaki ZX-10RR	1'35.876
2	45 S. REDDING	Ducati Panigale V4 R	1'36.047
3	54 T. RAZGATLIOGLU	Yamaha YZF R1	1'36.164
4	31 G. GERLOFF	Yamaha YZF R1	1'36.350
5	66 T. SYKES	BMW M 1000 RR	1'36.369
6	21 M. RINALDI	Ducati Panigale V4 R	1'36.532
7	44 L. MAHIAS	Kawasaki ZX-10RR	1'36.863
8	53 T. RABAT	Ducati Panigale V4 R	1'36.892
9	55 A. LOCATELLI	Yamaha YZF R1	1'37.031
10	22 A. LOWES	Kawasaki ZX-10RR	1'37.049
11	94 J. FOLGER	BMW M 1000 RR	1'37.128
12	60 M. VAN DER MARK	BMW M 1000 RR	1'37.193
13	50 E. LAVERTY	BMW M 1000 RR	1'37.266
14	91 L. HASLAM	Honda CBR1000 RR-R	1'37.399
15	7 C. DAVIES	Ducati Panigale V4 R	1'37.422
16	3 K. NOZANE	Yamaha YZF R1	1'37.611
17	47 A. BASSANI	Ducati Panigale V4 R	1'37.657
18	19 A. BAUTISTA	Honda CBR1000 RR-R	1'37.731
19	32 I. VINALES	Kawasaki ZX-10RR	1'38.512
20	23 C. PONSSON	Yamaha YZF R1	1'38.854
21	84 L. CRESSON	Kawasaki ZX-10RR	1'40.008
22	76 S. CAVALIERI	Kawasaki ZX-10RR	1'40.288

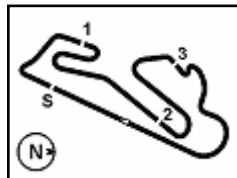
SPEED			
1	91 L. HASLAM	Honda CBR1000 RR-R	326,3
2	19 A. BAUTISTA	Honda CBR1000 RR-R	326,3
3	53 T. RABAT	Ducati Panigale V4 R	325,3
4	45 S. REDDING	Ducati Panigale V4 R	324,3
5	21 M. RINALDI	Ducati Panigale V4 R	321,4
6	22 A. LOWES	Kawasaki ZX-10RR	321,4
7	47 A. BASSANI	Ducati Panigale V4 R	321,4
8	50 E. LAVERTY	BMW M 1000 RR	321,4
9	55 A. LOCATELLI	Yamaha YZF R1	321,4
10	7 C. DAVIES	Ducati Panigale V4 R	320,5
11	60 M. VAN DER MARK	BMW M 1000 RR	319,5
12	94 J. FOLGER	BMW M 1000 RR	319,5
13	1 J. REA	Kawasaki ZX-10RR	319,5
14	31 G. GERLOFF	Yamaha YZF R1	317,6
15	54 T. RAZGATLIOGLU	Yamaha YZF R1	317,6
16	66 T. SYKES	BMW M 1000 RR	317,6
17	23 C. PONSSON	Yamaha YZF R1	316,7
18	3 K. NOZANE	Yamaha YZF R1	315,8
19	32 I. VINALES	Kawasaki ZX-10RR	315,8
20	44 L. MAHIAS	Kawasaki ZX-10RR	314,0
21	84 L. CRESSON	Kawasaki ZX-10RR	313,0
22	76 S. CAVALIERI	Kawasaki ZX-10RR	304,2

SEG. 1			SEG. 2			SEG. 3			SEG. 4		
1	54 T. RAZGATLIOGLU	19.441	1	1 J. REA	23.290	1	1 J. REA	22.489	1	44 L. MAHIAS	30.525
2	45 S. REDDING	19.467	2	45 S. REDDING	23.332	2	22 A. LOWES	22.494	2	1 J. REA	30.585
3	21 M. RINALDI	19.482	3	31 G. GERLOFF	23.346	3	54 T. RAZGATLIOGLU	22.554	3	31 G. GERLOFF	30.634
4	1 J. REA	19.512	4	66 T. SYKES	23.393	4	45 S. REDDING	22.563	4	22 A. LOWES	30.654
5	31 G. GERLOFF	19.512	5	22 A. LOWES	23.400	5	21 M. RINALDI	22.624	5	45 S. REDDING	30.685
6	66 T. SYKES	19.604	6	54 T. RAZGATLIOGLU	23.445	6	66 T. SYKES	22.634	6	53 T. RABAT	30.721
7	7 C. DAVIES	19.608	7	53 T. RABAT	23.473	7	3 K. NOZANE	22.702	7	54 T. RAZGATLIOGLU	30.724
8	50 E. LAVERTY	19.613	8	50 E. LAVERTY	23.528	8	44 L. MAHIAS	22.723	8	66 T. SYKES	30.738
9	22 A. LOWES	19.655	9	21 M. RINALDI	23.530	9	91 L. HASLAM	22.736	9	19 A. BAUTISTA	30.789
10	60 M. VAN DER MARK	19.695	10	94 J. FOLGER	23.530	10	53 T. RABAT	22.737	10	55 A. LOCATELLI	30.797
11	55 A. LOCATELLI	19.715	11	55 A. LOCATELLI	23.575	11	19 A. BAUTISTA	22.768	11	60 M. VAN DER MARK	30.804
12	94 J. FOLGER	19.730	12	7 C. DAVIES	23.595	12	50 E. LAVERTY	22.789	12	47 A. BASSANI	30.808
13	53 T. RABAT	19.731	13	44 L. MAHIAS	23.608	13	55 A. LOCATELLI	22.846	13	21 M. RINALDI	30.834
14	91 L. HASLAM	19.750	14	47 A. BASSANI	23.611	14	60 M. VAN DER MARK	22.846	14	91 L. HASLAM	30.867
15	3 K. NOZANE	19.754	15	60 M. VAN DER MARK	23.625	15	31 G. GERLOFF	22.858	15	7 C. DAVIES	30.882
16	19 A. BAUTISTA	19.806	16	19 A. BAUTISTA	23.669	16	7 C. DAVIES	22.903	16	50 E. LAVERTY	30.890
17	47 A. BASSANI	19.815	17	91 L. HASLAM	23.683	17	94 J. FOLGER	22.952	17	94 J. FOLGER	30.905
18	44 L. MAHIAS	19.852	18	3 K. NOZANE	23.706	18	47 A. BASSANI	23.068	18	32 I. VINALES	31.179
19	32 I. VINALES	20.019	19	32 I. VINALES	23.840	19	32 I. VINALES	23.083	19	23 C. PONSSON	31.199
20	23 C. PONSSON	20.033	20	23 C. PONSSON	23.890	20	23 C. PONSSON	23.284	20	3 K. NOZANE	31.206
21	84 L. CRESSON	20.349	21	84 L. CRESSON	24.275	21	84 L. CRESSON	23.600	21	84 L. CRESSON	31.625
22	76 S. CAVALIERI	20.654	22	76 S. CAVALIERI	24.321	22	76 S. CAVALIERI	23.654	22	76 S. CAVALIERI	31.659

29/05/2021

These data/results cannot be reproduced, stored and/or transmitted in whole or in part by any manner of electronic, mechanical, photocopying, recording, broadcasting or otherwise now known or herein after developed without the previous express consent by the copyright owner, except for reproduction in daily press and regular printed publications on sale to the public within 60 days of the event related to those data/results and always provided that copyright symbol appears together as follows below.

© DORNA WSBK ORGANIZATION Srl 2021



Circuito Estoril 4.182 m

## Gaerne Estoril Round, 28-30 May 2021

### Ideal Times Tissot Superpole

No.	Rider	Nat	Bike	Seg. 1	Seg. 2	Seg. 3	Seg. 4	Ideal Time		
				Diff. 1	Diff. 2	Diff. 3	Diff. 4	Best Lap	Pos.	Diff.
1	<b>1 J. REA</b>	GBR	Kawasaki ZX-10RR	19.512	<b>23.290</b>	<b>22.489</b>	30.585	<b>1'35.876</b>		
2	<b>45 S. REDDING</b>	GBR	Ducati Panigale V4 R	19.467	23.332	22.563	30.685	<b>1'36.047</b>	1	
3	<b>54 T. RAZGATLIOGLU</b>	TUR	Yamaha YZF R1	<b>19.441</b>	23.445	22.554	30.724	<b>1'36.164</b>	2	
4	<b>22 A. LOWES</b>	GBR	Kawasaki ZX-10RR	19.655	23.400	22.494	30.654	<b>1'36.203</b>	3	
5	<b>31 G. GERLOFF</b>	USA	Yamaha YZF R1	+0.244	+0.383	+0.219		1'37.049	10	0.846
6	<b>66 T. SYKES</b>	GBR	BMW M 1000 RR	19.512	23.346	22.858	30.634	<b>1'36.350</b>	4	
7	<b>21 M. RINALDI</b>	GBR	BMW M 1000 RR	19.604	23.393	22.634	30.738	<b>1'36.369</b>	5	
8	<b>21 M. RINALDI</b>	ITA	Ducati Panigale V4 R	19.482	23.530	22.624	30.834	<b>1'36.470</b>	6	0.062
9	<b>53 T. RABAT</b>	ESP	Ducati Panigale V4 R	19.731	23.473	22.737	30.721	<b>1'36.662</b>	8	0.230
10	<b>53 T. RABAT</b>	ESP	Ducati Panigale V4 R				+0.230	1'36.892		
11	<b>44 L. MAHIAS</b>	FRA	Kawasaki ZX-10RR	19.852	23.608	22.723	<b>30.525</b>	<b>1'36.708</b>	7	0.155
12	<b>50 E. LAVERTY</b>	IRL	BMW M 1000 RR	+0.058			+0.097	1'36.863		
13	<b>50 E. LAVERTY</b>	IRL	BMW M 1000 RR	19.613	23.528	22.789	30.890	<b>1'36.820</b>	13	0.446
14	<b>55 A. LOCATELLI</b>	ITA	Yamaha YZF R1	+0.061	+0.109	+0.276		1'37.266		
15	<b>55 A. LOCATELLI</b>	ITA	Yamaha YZF R1	19.715	23.575	22.846	30.797	<b>1'36.933</b>	9	0.098
16	<b>60 M. VAN DER MARK</b>	NED	BMW M 1000 RR	+0.016			+0.082	1'37.031		
17	<b>60 M. VAN DER MARK</b>	NED	BMW M 1000 RR	19.695	23.625	22.846	30.804	<b>1'36.970</b>	12	0.223
18	<b>7 C. DAVIES</b>	GBR	Ducati Panigale V4 R				+0.223	1'37.193		
19	<b>7 C. DAVIES</b>	GBR	Ducati Panigale V4 R	19.608	23.595	22.903	30.882	<b>1'36.988</b>	15	0.434
20	<b>19 A. BAUTISTA</b>	ESP	Honda CBR1000 RR-R	+0.272	+0.053	+0.062	+0.047	1'37.422		
21	<b>19 A. BAUTISTA</b>	ESP	Honda CBR1000 RR-R	19.806	23.669	22.768	30.789	<b>1'37.032</b>	18	0.699
22	<b>91 L. HASLAM</b>	GBR	Honda CBR1000 RR-R	+0.096	+0.324	+0.279		1'37.731		
23	<b>91 L. HASLAM</b>	GBR	Honda CBR1000 RR-R	19.750	23.683	22.736	30.867	<b>1'37.036</b>	14	0.363
24	<b>94 J. FOLGER</b>	GER	BMW M 1000 RR	+0.021	+0.033	+0.309		1'37.399		
25	<b>94 J. FOLGER</b>	GER	BMW M 1000 RR	19.730	23.530	22.952	30.905	<b>1'37.117</b>	11	0.011
26	<b>47 A. BASSANI</b>	ITA	Ducati Panigale V4 R				+0.011	1'37.128		
27	<b>47 A. BASSANI</b>	ITA	Ducati Panigale V4 R	19.815	23.611	23.068	30.808	<b>1'37.302</b>	17	0.355
28	<b>3 K. NOZANE</b>	JPN	Yamaha YZF R1	+0.219		+0.136		1'37.657		
29	<b>3 K. NOZANE</b>	JPN	Yamaha YZF R1	19.754	23.706	22.702	31.206	<b>1'37.368</b>	16	0.243
30	<b>32 I. VINALES</b>	ESP	Kawasaki ZX-10RR				+0.243	1'37.611		
31	<b>32 I. VINALES</b>	ESP	Kawasaki ZX-10RR	20.019	23.840	23.083	31.179	<b>1'38.121</b>	19	0.391
32	<b>23 C. PONSSON</b>	FRA	Yamaha YZF R1	+0.025	+0.075	+0.291		1'38.512		
33	<b>23 C. PONSSON</b>	FRA	Yamaha YZF R1	20.033	23.890	23.284	31.199	<b>1'38.406</b>	20	0.448
34	<b>84 L. CRESSON</b>	BEL	Kawasaki ZX-10RR	+0.103	+0.144	+0.201		1'38.854		
35	<b>84 L. CRESSON</b>	BEL	Kawasaki ZX-10RR	20.349	24.275	23.600	31.625	<b>1'39.849</b>	21	0.159
36	<b>76 S. CAVALIERI</b>	ITA	Kawasaki ZX-10RR	+0.159				1'40.008		
37	<b>76 S. CAVALIERI</b>	ITA	Kawasaki ZX-10RR	20.654	24.321	23.654	31.659	<b>1'40.288</b>	22	
								1'40.288		
<b>Overall Ideal Time</b>				19.441	23.290	22.489	30.525	<b>1'35.745</b>		

29/05/2021

These data/results cannot be reproduced, stored and/or transmitted in whole or in part by any manner of electronic, mechanical, photocopying, recording, broadcasting or otherwise now known or herein after developed without the previous express consent by the copyright owner, except for reproduction in daily press and regular printed publications on sale to the public within 60 days of the event related to those data/results and always provided that copyright symbol appears together as follows below.

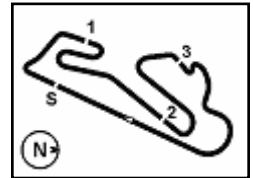
© DORNA WSBK ORGANIZATION Srl 2021

**FIGR PERUGIA TIMING**


Official Tyre Supplier



Official Timekeeper



Circuito Estoril 4.182 m

**1 / 2**

1° 1 J. REA (1'35.876)							
Lap	Seg.1	Seg.2	Seg.3	Seg.4	Lap Time	km/h	Local Time
1		24.220	23.363	30.860			11:11'49.664
2	19.953	23.662	22.890	30.661	1'37.166	316,7	11:13'26.830
3	19.681	23.526	22.806	30.622	1'36.635	<b>319,5</b>	11:15'03.465
4	20.041	24.713	26.659	43.239	1'54.652P	318,6	11:16'58.117
5	3'07.858	23.947	24.005	30.821	4'26.631P		11:21'24.748
6	<b>19.512</b>	<b>23.290</b>	<b>22.489</b>	<b>30.585</b>	<b>1'35.876</b>	318,6	11:23'00.624
7	20.845	24.574	25.083	45.774	1'56.276P	318,6	11:24'56.900

2° 45 S. REDDING (1'36.047)							
Lap	Seg.1	Seg.2	Seg.3	Seg.4	Lap Time	km/h	Local Time
1		24.939	23.914	31.576			11:12'16.243
2	19.831	23.595	22.703	30.999	1'37.128	320,5	11:13'53.371
3	26.392	24.333	23.104	39.053	1'52.882P	322,4	11:15'46.253
4	2'46.648	24.943	23.580	31.115	4'06.286P		11:19'52.539
5	<b>19.467</b>	<b>23.332</b>	<b>22.563</b>	<b>30.685</b>	<b>1'36.047</b>	322,4	11:21'28.586
6	29.116	36.561	32.656	1'02.003	2'40.336P	<b>324,3</b>	11:24'08.922
7	1'10.335	57.914	27.606	45.955	3'21.810P		11:27'30.732

3° 54 T. RAZGATLIOGLU (1'36.164)							
Lap	Seg.1	Seg.2	Seg.3	Seg.4	Lap Time	km/h	Local Time
1		25.768	24.489	31.573			11:12'07.594
2	19.657	23.703	22.800	30.784	1'36.944C	<b>317,6</b>	11:13'44.538
3	19.629	23.526	22.977	32.622	1'38.754	<b>317,6</b>	11:15'23.292
4	20.445	23.969	23.220	38.932	1'46.566P	316,7	11:17'09.858
5	4'54.477	25.711	28.978	31.723	6'20.889P		11:23'30.747
6	<b>19.441</b>	<b>23.445</b>	<b>22.554</b>	<b>30.724</b>	<b>1'36.164</b>	316,7	11:25'06.911

4° 31 G. GERLOFF (1'36.350)							
Lap	Seg.1	Seg.2	Seg.3	Seg.4	Lap Time	km/h	Local Time
1		26.449	24.610	32.022			11:12'04.631
2	26.690	30.113	24.442	31.684	1'52.929	<b>317,6</b>	11:13'57.560
3	19.800	23.571	22.906	30.701	1'36.978	315,8	11:15'34.538
4	20.055	24.198	23.200	39.521	1'46.974P	<b>317,6</b>	11:17'21.512
5	4'55.962	27.080	26.023	32.053	6'21.118P		11:23'42.630
6	<b>19.512</b>	<b>23.346</b>	<b>22.858</b>	<b>30.634</b>	<b>1'36.350</b>	316,7	11:25'18.980

5° 66 T. SYKES (1'36.369)							
Lap	Seg.1	Seg.2	Seg.3	Seg.4	Lap Time	km/h	Local Time
1		25.279	24.222	31.301			11:12'34.781
2	19.906	23.716	22.914	31.043	1'37.579	<b>317,6</b>	11:14'12.360
3	19.863	23.735	22.985	30.814	1'37.397	<b>317,6</b>	11:15'49.757
4	20.246	24.274	23.662	39.429	1'47.611P	<b>317,6</b>	11:17'37.368
5	3'19.160	25.303	24.116	31.264	4'39.843P		11:22'17.211
6	<b>19.604</b>	<b>23.393</b>	<b>22.634</b>	<b>30.738</b>	<b>1'36.369</b>	<b>317,6</b>	11:23'53.580
7	20.876	24.913	24.429	47.709	1'57.927P	316,7	11:25'51.507

6° 21 M. RINALDI (1'36.532)							
Lap	Seg.1	Seg.2	Seg.3	Seg.4	Lap Time	km/h	Local Time
1		24.799	23.835	31.410			11:12'27.015
2	19.877	23.942	22.962	30.874	1'37.655	317,6	11:14'04.670
3	19.869	23.751	22.924	31.001	1'37.545	<b>321,4</b>	11:15'42.215
4	19.825	23.645	22.973	<b>30.834</b>	1'37.277	320,5	11:17'19.492
5	21.050	25.394	24.809	40.551	1'51.804P	315,8	11:19'11.296
6	2'12.817	24.409	23.204	30.916	3'31.346P		11:22'42.642
7	<b>19.482</b>	<b>23.530</b>	<b>22.624</b>	30.896	<b>1'36.532</b>	320,5	11:24'19.174
8	20.994	25.081	24.583	32.746	1'43.404	317,6	11:26'02.578

7° 44 L. MAHIAS (1'36.863)							
Lap	Seg.1	Seg.2	Seg.3	Seg.4	Lap Time	km/h	Local Time
1							

8° 53 T. RABAT (1'36.892)							
Lap	Seg.1	Seg.2	Seg.3	Seg.4	Lap Time	km/h	Local Time
1		24.788	23.730	30.924			11:11'50.671
2	19.947	23.768	23.049	<b>30.721</b>	1'37.485	323,4	11:13'28.156
3	19.865	23.656	22.953	30.866	1'37.340	<b>325,3</b>	11:15'05.496
4	19.929	26.250	23.818	41.427	1'51.424P	<b>325,3</b>	11:16'56.920
5	1'36.918	24.631	23.628	31.016	2'56.193P		11:19'53.113
6	<b>19.731</b>	<b>23.473</b>	<b>22.737</b>	30.951	<b>1'36.892</b>	322,4	11:21'30.005
7	50.604	27.472	24.825	52.434	2'35.335P	<b>325,3</b>	11:24'05.340

9° 55 A. LOCATELLI (1'37.031)							
Lap	Seg.1	Seg.2	Seg.3	Seg.4	Lap Time	km/h	Local Time
1		28.971	24.573	31.933			11:12'04.985
2	<b>19.715</b>	23.930	23.049	<b>30.797</b>	1'37.491	<b>321,4</b>	11:13'42.476
3	19.847	24.084	23.040	35.494	1'42.465	315,8	11:15'24.941
4	19.915	24.001	24.076	44.017	1'52.009P	318,6	11:17'16.950
5	3'11.872	24.308	23.135	34.596	4'33.911P		11:21'50.861
6	19.731	<b>23.575</b>	<b>22.846</b>	30.879	<b>1'37.031</b>	318,6	11:23'27.892
7	20.079	26.272	23.780	34.023	1'44.154	316,7	11:25'12.046

10° 22 A. LOWES (1'37.049)							
Lap	Seg.1	Seg.2	Seg.3	Seg.4	Lap Time	km/h	Local Time
1		29.429	25.241	31.669			11:12'12.305
2	19.899	23.783	22.713	<b>30.654</b>	1'37.049	319,5	11:13'49.354
3	19.731	23.725	23.151	31.074	1'37.681	<b>321,4</b>	11:15'27.035
4	20.207	23.586	22.665	42.299	1'48.757P	301,7	11:17'15.792
5	3'04.876	24.440	23.549	30.887	4'23.752P		11:21'39.544
6	<b>19.655</b>	<b>23.400</b>	<b>22.494</b>	30.505	1'36.054C	316,7	11:23'15.598
7	19.886	26.911	29.178	43.755	1'59.730P	319,5	11:25'15.328

11° 94 J. FOLGER (1'37.128)							
Lap	Seg.1	Seg.2	Seg.3	Seg.4	Lap Time	km/h	Local Time
1		25.539	24.146	36.510			11:11'58.863
2	19.819	23.707	22.971	<b>30.905</b>	1'37.402	318,6	11:13'36.265
3	19.789	23.680	23.121	31.080	1'37.670	<b>319,5</b>	11:15'13.935
4	24.375	24.671	25.935	43.410	1'58.391P	310,3	11:17'12.326
5	3'03.580	26.098	25.149	42.841	4'37.668P		11:21'49.994
6	<b>19.730</b>	<b>23.530</b>	<b>22.952</b>	30.916	<b>1'37.128</b>	316,7	11:23'27.122
7	19.837	24.192	30.986	42.121	1'57.136P	316,7	11:25'24.258

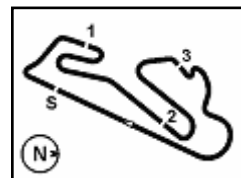
12° 60 M. VAN DER MARK (1'37.193)							
Lap	Seg.1	Seg.2	Seg.3	Seg.4	Lap Time	km/h	Local Time
1		24.560	23.681	31.081			11:11'51.354
2	19.914	23.698	23.073	30.834	1'37.519	<b>319,5</b>	11:13'28.873
3	19.914	23.697	23.050	<b>30.804</b>	1'37.465	<b>319,5</b>	11:15'06.338
4	19.804	23.804	23.014	30.995	1'37.617	<b>319,5</b>	11:16'43.955
5	22.147	24.110	23.279	40.381	1'49.917P	316,7	11:18'33.872
6	2'28.701	25.489	24.214	30.940	3'49.344P		11:22'23.216
7	<b>19.695</b>	<b>23.625</b>	<b>22.846</b>	31.027	<b>1'37.193</b>	314,9	11:24'00.409
8	20.170	27.260	24.599	41.211	1'53.240P	316,7	11:25'53.649

13° 50 E. LAVERTY (1'37.266)							
Lap	Seg.1	Seg.2	Seg.3	Seg.4	Lap Time	km/h	Local Time
1		25.620	27.422	36.162			11:12'01.413

29/05/2021 P = Pits In/Out - C = Lap Time Cancelled

These data/results cannot be reproduced, stored and/or transmitted in whole or in part by any manner of electronic, mechanical, photocopying, recording, broadcasting or otherwise now known or herein after developed without the previous express consent by the copyright owner, except for reproduction in daily press and regular printed publications on sale to the public within 60 days of the event related to those data/results and always provided that copyright symbol appears together as follows below.

© DORNA WSBK ORGANIZATION Srl 2021



Circuito Estoril 4.182 m

**2 / 2**
**Gaerne Estoril Round, 28-30 May 2021**
**Chronological Analysis Tissot Superpole**

2	19.761	23.720	23.102	30.928	1'37.511	<b>321,4</b>	11:13'38.924	3	<b>20.019</b>	23.981	23.372	31.203	1'38.575	313,0	11:15'09.472
3	19.674	23.637	23.065	<b>30.890</b>	<b>1'37.266</b>	320,5	11:15'16.190	4	29.125	24.891	23.987	45.842	2'03.845P	309,5	11:17'13.317
4	19.663	23.736	24.401	41.996	1'49.796P	319,5	11:17'05.986	5	3'26.225	27.244	28.604	33.134	4'55.207P		11:22'08.524
5	3'08.896	25.776	25.225	31.533	4'31.430P		11:21'37.416	6	20.146	<b>23.840</b>	<b>23.083</b>	30.931	1'38.000C	<b>315,8</b>	11:23'46.524
6	<b>19.613</b>	<b>23.528</b>	<b>22.789</b>	30.674	1'36.604C	318,6	11:23'14.020	7	20.253	25.465	32.555	35.532	1'53.805	310,3	11:25'40.329
7	22.535	26.293	41.341	32.521	2'02.690	319,5	11:25'16.710								

14° 91 L. HASLAM (1'37.399)							
Lap	Seg.1	Seg.2	Seg.3	Seg.4	Lap Time	km/h	Local Time
1		25.035	24.093	31.458			11:11'52.072
2	<b>19.750</b>	23.789	23.032	30.922	1'37.493	<b>326,3</b>	11:13'29.565
3	19.771	23.716	23.045	<b>30.867</b>	<b>1'37.399</b>	322,4	11:15'06.964
4	19.810	23.907	23.167	43.619	1'50.503P	321,4	11:16'57.467
5	3'44.249	27.789	25.643	33.116	5'10.797P		11:22'08.264
6	19.797	<b>23.683</b>	<b>22.736</b>	31.233	1'37.449C	319,5	11:23'45.713
7	20.169	35.199	28.156	50.002	2'13.526P	314,9	11:25'59.239

20° 23 C. PONSSON (1'38.854)							
Lap	Seg.1	Seg.2	Seg.3	Seg.4	Lap Time	km/h	Local Time
1		25.776	24.580	32.229			11:11'55.619
2	20.260	24.045	23.516	31.260	1'39.081	<b>316,7</b>	11:13'34.700
3	20.136	24.034	23.485	<b>31.199</b>	<b>1'38.854</b>	315,8	11:15'13.554
4	20.512	27.104	24.967	41.302	1'53.885P	314,9	11:17'07.439
5	3'55.170	25.732	24.281	31.290	5'16.473P		11:22'23.912
6	<b>20.033</b>	<b>23.890</b>	<b>23.284</b>	32.076	1'39.283	314,0	11:24'03.195
7	25.234	27.198	26.427	45.568	2'04.427P	309,5	11:26'07.622

15° 7 C. DAVIES (1'37.422)							
Lap	Seg.1	Seg.2	Seg.3	Seg.4	Lap Time	km/h	Local Time
1		25.811	24.878	35.816			11:12'13.290
2	19.873	23.809	22.957	<b>30.882</b>	1'37.521	317,6	11:13'50.811
3	19.880	23.648	22.965	30.929	<b>1'37.422</b>	317,6	11:15'28.233
4	20.711	24.903	23.794	39.659	1'49.067P	<b>320,5</b>	11:17'17.300
5	2'57.672	26.185	24.468	37.058	4'25.383P		11:21'42.683
6	22.965	25.674	25.615	32.557	1'46.811C	319,5	11:23'29.494
7	<b>19.608</b>	<b>23.595</b>	<b>22.903</b>	31.536	1'37.642	318,6	11:25'07.136

21° 84 L. CRESSON (1'40.008)							
Lap	Seg.1	Seg.2	Seg.3	Seg.4	Lap Time	km/h	Local Time
1		25.945	24.556	32.417			11:11'56.107
2	23.639	24.797	24.454	32.303	1'45.193	<b>313,0</b>	11:13'41.300
3	20.641	24.712	23.804	32.318	1'41.475	307,7	11:15'22.775
4	21.263	24.554	23.909	41.314	1'51.040P	302,5	11:17'13.815
5	3'28.223	27.923	25.773	33.068	4'54.987P		11:22'08.802
6	20.508	<b>24.275</b>	<b>23.600</b>	<b>31.625</b>	<b>1'40.008</b>	310,3	11:23'48.810
7	<b>20.349</b>	26.280	30.514	34.067	1'51.210	307,7	11:25'40.020

16° 3 K. NOZANE (1'37.611)							
Lap	Seg.1	Seg.2	Seg.3	Seg.4	Lap Time	km/h	Local Time
1		25.422	24.040	31.889			11:11'54.890
2	19.826	23.835	22.981	<b>31.206</b>	1'37.848	314,9	11:13'32.738
3	19.786	23.856	23.082	31.246	1'37.970	<b>315,8</b>	11:15'10.708
4	27.253	25.145	23.897	43.458	1'59.753P	314,9	11:17'10.461
5	4'35.562	25.176	23.668	31.585	5'55.991P		11:23'06.452
6	<b>19.754</b>	<b>23.706</b>	<b>22.702</b>	31.449	<b>1'37.611</b>	311,2	11:24'44.063
7	20.450	26.400	25.148	34.176	1'46.174C	313,0	11:26'30.237

22° 76 S. CAVALIERI (1'40.288)							
Lap	Seg.1	Seg.2	Seg.3	Seg.4	Lap Time	km/h	Local Time
1		30.482	27.500	33.791			11:12'05.733
2	20.789	24.717	23.775	31.923	1'41.204	303,4	11:13'46.937
3	20.741	24.562	26.303	44.207	1'55.813P	302,5	11:15'42.750
4	4'51.635	29.653	29.153	36.348	6'26.789P		11:22'09.539
5	<b>20.654</b>	<b>24.321</b>	<b>23.654</b>	<b>31.659</b>	<b>1'40.288</b>	<b>304,2</b>	11:23'49.827
6	21.670	26.537	27.454	34.513	1'50.174	292,7	11:25'40.001

17° 47 A. BASSANI (1'37.657)							
Lap	Seg.1	Seg.2	Seg.3	Seg.4	Lap Time	km/h	Local Time
1		25.656	24.162	32.817			11:11'55.411
2	20.045	24.066	23.277	30.932	1'38.320	315,8	11:13'33.731
3	20.008	23.946	23.246	30.922	1'38.122	<b>321,4</b>	11:15'11.853
4	<b>19.815</b>	23.830	23.204	<b>30.808</b>	<b>1'37.657</b>	<b>321,4</b>	11:16'49.510
5	21.311	24.472	23.471	39.863	1'49.117P	320,5	11:18'38.627
6	1'41.828	25.122	24.084	30.912	3'01.946P		11:21'40.573
7	19.924	<b>23.611</b>	<b>23.068</b>	30.898	1'37.501C	<b>321,4</b>	11:23'18.074
8	24.751	26.135	30.236	33.735	1'54.857	303,4	11:25'12.931

18° 19 A. BAUTISTA (1'37.731)							
Lap	Seg.1	Seg.2	Seg.3	Seg.4	Lap Time	km/h	Local Time
1		25.362	24.946	32.097			11:12'10.835
2	19.902	23.993	23.047	<b>30.789</b>	1'37.731	323,4	11:13'48.566
3	20.235	23.855	23.186	31.155	1'38.431	<b>326,3</b>	11:15'26.997
4	22.826	24.633	23.629	41.111	1'52.199P	<b>326,3</b>	11:17'19.196
5	3'05.876	24.425	23.340	31.341	4'24.982P		11:21'44.178
6	19.843	<b>23.669</b>	<b>22.768</b>	30.752	1'37.032C	325,3	11:23'21.210
7	<b>19.806</b>	23.974	23.231	34.783	1'41.794	323,4	11:25'03.004

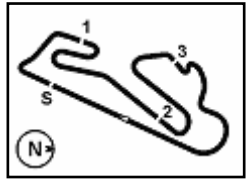
19° 32 I. VINALES (1'38.512)							
Lap	Seg.1	Seg.2	Seg.3	Seg.4	Lap Time	km/h	Local Time
1		24.873	23.677	31.378			11:11'52.385
2	20.044	23.915	23.374	<b>31.179</b>	<b>1'38.512</b>	<b>315,8</b>	11:13'30.897

29/05/2021 P = Pits In/Out - C = Lap Time Cancelled

These data/results cannot be reproduced, stored and/or transmitted in whole or in part by any manner of electronic, mechanical, photocopying, recording, broadcasting or otherwise now known or herein after developed without the previous express consent by the copyright owner, except for reproduction in daily press and regular printed publications on sale to the public within 60 days of the event related to those data/results and always provided that copyright symbol appears together as follows below.

© DORNA WSBK ORGANIZATION Srl 2021





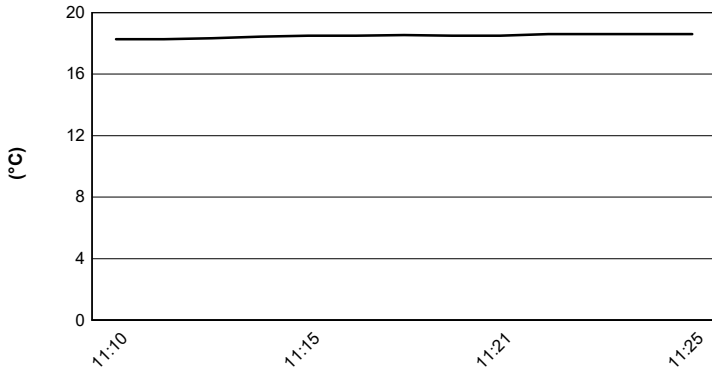
Circuito Estoril 4.182 m

Gaerne Estoril Round, 28-30 May 2021

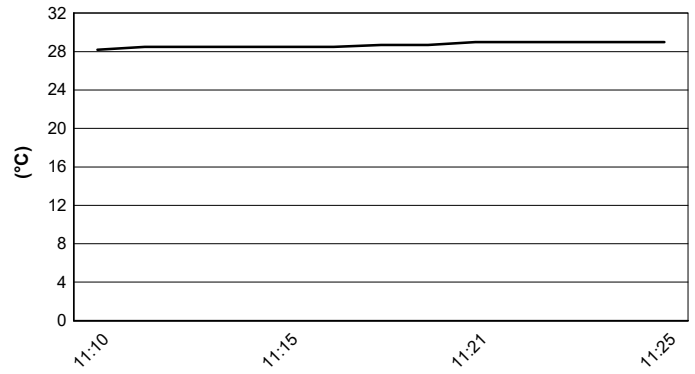
Weather Report Tissot Superpole

Session started 11:10 - Session ended 11:27


## Air Temperature



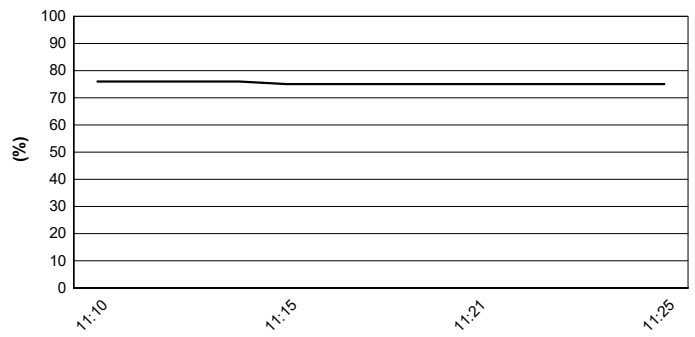
## Track Temperature



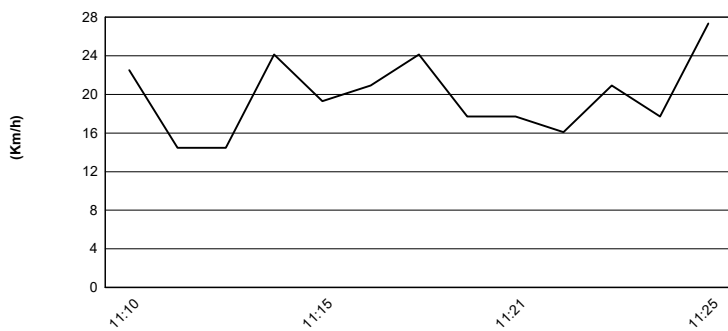
## Air Pressure



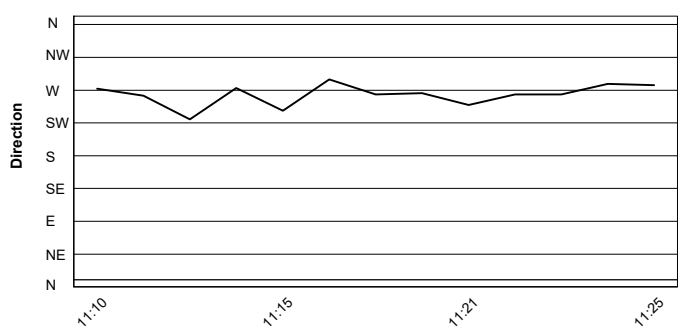
## Humidity



## Wind Speed



## Wind Direction

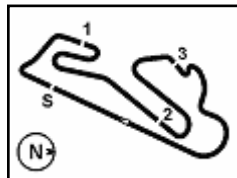


29/05/2021

These data/results cannot be reproduced, stored and/or transmitted in whole or in part by any manner of electronic, mechanical, photocopying, recording, broadcasting or otherwise now known or herein after developed without the previous express consent by the copyright owner, except for reproduction in daily press and regular printed publications on sale to the public within 60 days of the event related to those data/results and always provided that copyright symbol appears together as follows below.

© DORNA WSBK ORGANIZATION Srl 2021





Circuito Estoril 4.182 m

**Gaerne Estoril Round, 28-30 May 2021**
**Tissot Superpole Ranking**

	2018	2019	2020	2021
<b>01 Aragon</b>	Melandri (Ita) Duc 1'49.543 (166,8 Km/h)	Bautista (Esp) Duc 1'49.049 (167,6 Km/h)	Rea (Gbr) Kaw 1'48.767 (168,0 Km/h)	Rea (Gbr) Kaw 1'48.458 (168,5 Km/h)
<b>02 Estoril</b>			Razgatioglu (Tur) Yam 1'36.154 (156,6 Km/h)	Rea (Gbr) Kaw 1'35.876 (157,0 Km/h)
<b>03 Misano</b>	Sykes (Gbr) Kaw 1'33.640 (156,1 Km/h)	Rea (Gbr) Kaw 1'34.596 (154,5 Km/h)		
<b>04 Donington</b>	Sykes (Gbr) Kaw 1'26.663 (0,0 Km/h)	Sykes (Gbr) Bmw 1'27.619 (0,0 Km/h)		
<b>05 Assen</b>	Lowes (Gbr) Yam 1'34.066 (173,8 Km/h)	Bautista (Esp) Duc 1'34.740 (172,6 Km/h)		
<b>06 Most</b>				
<b>07 Navarra</b>				
<b>08 Magny-Cours</b>	Sykes (Gbr) Kaw 1'35.696 (158,9 Km/h)	Rea (Gbr) Kaw 1'53.955 (133,5 Km/h)	Lavery (Irl) Bmw 1'48.644 (140,0 Km/h)	
<b>09 Barcelona</b>			Rea (Gbr) Kaw 1'41.619 (163,9 Km/h)	
<b>10 Jerez</b>		Rea (Gbr) Kaw 1'38.247 (162,1 Km/h)	Redding (Gbr) Duc 1'38.736 (161,3 Km/h)	
<b>11 Portimao</b>	Lavery (Irl) Apr 1'40.705 (164,2 Km/h)	Rea (Gbr) Kaw 1'40.372 (164,7 Km/h)	Rea (Gbr) Kaw 1'40.676 (164,2 Km/h)	
<b>12 Villicum</b>	Melandri (Ita) Duc 1'39.012 (155,5 Km/h)	Bautista (Esp) Duc 1'40.771 (152,8 Km/h)		
<b>13 Mandalika</b>				

**2021**
**2 J. Rea**
**ALL TIMES**

<b>50</b> T. Sykes	<b>6</b> J. Kocinski	<b>2</b> A. Gobert	<b>1</b> T. Kipp
<b>43</b> T. Corser	<b>5</b> M. Biaggi	<b>2</b> M. Lucchinelli	<b>1</b> L. Lanzi
<b>29</b> <b>J. Rea</b>	<b>5</b> D. Giugliano	<b>2</b> B. Monti	<b>1</b> A. Lowes
<b>26</b> T. Bayliss	<b>4</b> A. Bautista	<b>2</b> Y. Nagai	<b>1</b> M. Mladin
<b>21</b> C. Fogarty	<b>4</b> S. Guintoli	<b>2</b> M. Neukirchner	<b>1</b> F. Nieto
<b>17</b> D. Polen	<b>4</b> E. Laverty	<b>2</b> D. Tardozzi	<b>1</b> T. Razgatioglu
<b>16</b> N. Hodgson	<b>4</b> M. Melandri	<b>2</b> A. Yanagawa	<b>1</b> S. Redding
<b>15</b> C. Edwards	<b>4</b> F. Merkel	<b>1</b> A. Badovini	<b>1</b> J. Reynolds
<b>11</b> B. Spies	<b>4</b> J. Toseland	<b>1</b> R. Burnett	<b>1</b> M. Tamada
<b>10</b> C. Checa	<b>3</b> L. Haslam	<b>1</b> D. Chandler	<b>1</b> M. van der Mark
<b>10</b> P. Chili	<b>3</b> Y. Kagayama	<b>1</b> S. Crafar	<b>1</b> A. Vieira
<b>9</b> R. Roche	<b>3</b> S. Martin	<b>1</b> M. Doohan	<b>1</b> R. Xaus
<b>8</b> G. Falappa	<b>3</b> S. Mertens	<b>1</b> M. Dowson	
<b>8</b> S. Russell	<b>3</b> R. Phillis	<b>1</b> M. Fabrizio	
<b>8</b> A. Slight	<b>3</b> J. Smrz	<b>1</b> P. Goddard	
<b>7</b> C. Davies	<b>3</b> C. Vermeulen	<b>1</b> T. Hill	
<b>7</b> N. Haga	<b>2</b> L. Baz	<b>1</b> S. Hislop	
<b>7</b> R. Laconi	<b>2</b> B. Bostrom	<b>1</b> J. Hopkins	
<b>6</b> C. Crutchlow	<b>2</b> M. Campbell	<b>1</b> I. Jaitovich	

29/05/2021

These data/results cannot be reproduced, stored and/or transmitted in whole or in part by any manner of electronic, mechanical, photocopying, recording, broadcasting or otherwise now known or herein after developed without the previous express consent by the copyright owner, except for reproduction in daily press and regular printed publications on sale to the public within 60 days of the event related to those data/results and always provided that copyright symbol appears together as follows below.

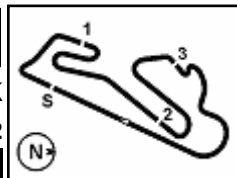
© DORNA WSBK ORGANIZATION Srl 2021

**FICR PERUGIA TIMING**


Official Tyre Supplier



Official Timekeeper



## Gaerne Estoril Round, 28-30 May 2021 Tissot Superpole Award

	Points	Points From First	Points From Previous	May 23 ARAGON	May 30 ESTORIL	June 13 MISANO	July 4 DONINGTON	July 25 ASSEN	August 8 MOST	August 22 NAVARRA	September 5 MAGNY-COURS	September 19 BARCELONA	September 26 JEREZ	October 3 PORTIMAO	October 16 VILLICUM	November 14 MANDALIKA				
1 <b>REA</b> Jonathan (GBR)	36			12 12	12															
2 <b>REDDING</b> Scott (GBR)	20	16		9 2	9															
3 <b>GERLOFF</b> Garrett (USA)	17	19	3	4 7	6															
4 <b>LOWES</b> Alex (GBR)	15	21	2	6 9																
5 <b>SYKES</b> Tom (GBR)	12	24	3	7	5															
6 <b>RAZGATLIOGLU</b> Toprak (TUR)	11	25	1	4	7															
7 <b>DAVIES</b> Chaz (GBR)	11	25	0	5 6																
8 <b>VAN DER MARK</b> Michael (NED)	5	31	6	5																
9 <b>RINALDI</b> Michael Ruben (ITA)	5	31	0	1	4															
10 <b>BAUTISTA</b> Alvaro (ESP)	5	31	0	2 3																
11 <b>MAHIAS</b> Lucas (FRA)	3	33	2		3															
12 <b>HASLAM</b> Leon (GBR)	3	33	0	3																
13 <b>RABAT</b> Tito (ESP)	2	34	1		2															
14 <b>LOCATELLI</b> Andrea (ITA)	1	35	1		1															
15 <b>NOZANE</b> Kohta (JPN)	1	35	0	1																

29/05/2021 Odd points columns: Tissot Superpole Even points columns: Tissot Superpole Race

These data/results cannot be reproduced, stored and/or transmitted in whole or in part by any manner of electronic, mechanical, photocopying, recording, broadcasting or otherwise now known or herein after developed without the previous express consent by the copyright owner, except for reproduction in daily press and regular printed publications on sale to the public within 60 days of the event related to those data/results and always provided that copyright symbol appears together as follows below.

© DORNA WSBK ORGANIZATION Srl 2021