

Gaerne Estoril Round, 28-30 May 2021

Results Warm Up

Circuito Estoril 4.182 m

1 / 2

No.	Rider	Nat	Team	Bike	Class	Time	Gap	Rel.	Laps	Speed	
										Avg	Max
1	1 J. REA	GBR	Kawasaki Racing Team WorldSBK	Kawasaki ZX-10RR		1'36.416			7	156,148	319,5
2	54 T. RAZGATLIOGLU	TUR	Pata Yamaha with BRIXX WorldSBK	Yamaha YZF R1		1'36.539	0.123	0.123	8	155,949	316,7
3	31 G. GERLOFF	USA	GRT Yamaha WorldSBK Team	Yamaha YZF R1	IND	1'36.726	0.310	0.187	8	155,648	314,9
4	21 M. RINALDI	ITA	Aruba.it Racing - Ducati	Ducati Panigale V4 R		1'37.005	0.589	0.279	8	155,200	322,4
5	66 T. SYKES	GBR	BMW Motorrad WorldSBK Team	BMW M 1000 RR		1'37.114	0.698	0.109	8	155,026	315,8
6	22 A. LOWES	GBR	Kawasaki Racing Team WorldSBK	Kawasaki ZX-10RR		1'37.249	0.833	0.135	7	154,811	319,5
7	7 C. DAVIES	GBR	Team GoEleven	Ducati Panigale V4 R	IND	1'37.278	0.862	0.029	8	154,765	317,6
8	44 L. MAHIAS	FRA	Kawasaki Puccetti Racing	Kawasaki ZX-10RR	IND	1'37.315	0.899	0.037	6	154,706	307,7
9	50 E. LAVERTY	IRL	RC Squadra Corse	BMW M 1000 RR	IND	1'37.316	0.900	0.001	8	154,704	321,4
10	45 S. REDDING	GBR	Aruba.it Racing - Ducati	Ducati Panigale V4 R		1'37.373	0.957	0.057	8	154,614	323,4
11	94 J. FOLGER	GER	Bonovo MGM Racing	BMW M 1000 RR	IND	1'37.441	1.025	0.068	8	154,506	317,6
12	19 A. BAUTISTA	ESP	Team HRC	Honda CBR1000 RR-R		1'37.462	1.046	0.021	8	154,473	322,4
13	60 M. VAN DER MARK	NED	BMW Motorrad WorldSBK Team	BMW M 1000 RR		1'37.503	1.087	0.041	9	154,408	316,7
14	53 T. RABAT	ESP	Barni Racing Team	Ducati Panigale V4 R	IND	1'37.591	1.175	0.088	8	154,268	322,4
15	47 A. BASSANI	ITA	Motocorsa Racing	Ducati Panigale V4 R	IND	1'37.661	1.245	0.070	8	154,158	322,4
16	55 A. LOCATELLI	ITA	Pata Yamaha with BRIXX WorldSBK	Yamaha YZF R1		1'37.740	1.324	0.079	8	154,033	315,8
17	91 L. HASLAM	GBR	Team HRC	Honda CBR1000 RR-R		1'38.016	1.600	0.276	8	153,599	323,4
18	32 I. VINALES	ESP	Orelac Racing VerdNatura	Kawasaki ZX-10RR	IND	1'38.306	1.890	0.290	8	153,146	315,8
19	23 C. PONSSON	FRA	Alstare Yamaha	Yamaha YZF R1	IND	1'39.125	2.709	0.819	8	151,881	312,1
20	76 S. CAVALIERI	ITA	TPR Team Pedercini Racing	Kawasaki ZX-10RR	IND	1'39.816	3.400	0.691	8	150,830	306,8
21	84 L. CRESSON	BEL	TPR Team Pedercini Racing	Kawasaki ZX-10RR	IND	1'39.982	3.566	0.166	8	150,579	309,5
22	3 K. NOZANE	JPN	GRT Yamaha WorldSBK Team	Yamaha YZF R1	IND				1		

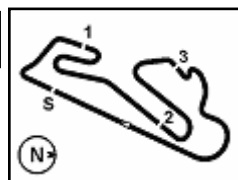
AIR	Humidity:	84%	Temp:	16°C
TRACK	Condition:	Dry	Temp:	19°C

Records	Pole (SP)	2021 J.Rea	1'35.876	157,030	Km/h
	Race (SPRC)	2020 T.Razgatlioglu	1'36.594	155,860	Km/h
	All Times (SP)	2021 J.Rea	1'35.876	157,030	Km/h

Start 30/05/2021 09:00 End 09:16 The results are provisional until the end of the time limit for protests and appeals and the completion of the technical checks.

These data/results cannot be reproduced, stored and/or transmitted in whole or in part by any manner of electronic, mechanical, photocopying, recording, broadcasting or otherwise now known or herein after developed without the previous express consent by the copyright owner, except for reproduction in daily press and regular printed publications on sale to the public within 60 days of the event related to those data/results and always provided that copyright symbol appears together as follows below.

© DORNA WSBK ORGANIZATION Srl 2021


Gaerne Estoril Round, 28-30 May 2021
Results Warm Up
Session Highlights

Local Time	No. Rider	Description
09.00.00		Start
09.00.07		WorldSBK Pit Intervention Time: 1m 6secs
09.16.55		End Of Session

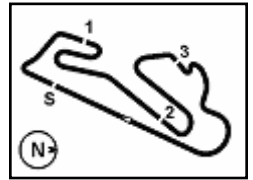
Fastest Laps Sequence

No.	Rider	Nat	Team	Bike	Local Time	Time	Gap	Avg
50	E. LAVERTY	IRL	RC Squadra Corse	BMW M 1000 RR	09:03'32.419	1'39.058		151,984
22	A. LOWES	GBR	Kawasaki Racing Team WorldSBK	Kawasaki ZX-10RR	09:03'32.489	1'37.890	-1.168	153,797
45	S. REDDING	GBR	Aruba.it Racing - Ducati	Ducati Panigale V4 R	09:03'54.437	1'37.456	-0.434	154,482
1	J. REA	GBR	Kawasaki Racing Team WorldSBK	Kawasaki ZX-10RR	09:04'12.403	1'37.101	-0.355	155,047
31	G. GERLOFF	USA	GRT Yamaha WorldSBK Team	Yamaha YZF R1	09:04'28.472	1'36.883	-0.218	155,396
31	G. GERLOFF	USA	GRT Yamaha WorldSBK Team	Yamaha YZF R1	09:07'42.135	1'36.726	-0.157	155,648
54	T. RAZGATLIOGLU	TUR	Pata Yamaha with BRIXX WorldSBK	Yamaha YZF R1	09:07'52.910	1'36.539	-0.187	155,949
1	J. REA	GBR	Kawasaki Racing Team WorldSBK	Kawasaki ZX-10RR	09:15'16.067	1'36.416	-0.123	156,148

30/05/2021 Start End The results are provisional until the end of the time limit for protests and appeals
 09:00 09:16 and the completion of the technical checks.

These data/results cannot be reproduced, stored and/or transmitted in whole or in part by any manner of electronic, mechanical, photocopying, recording, broadcasting or otherwise now known or herein after developed without the previous express consent by the copyright owner, except for reproduction in daily press and regular printed publications on sale to the public within 60 days of the event related to those data/results and always provided that copyright symbol appears together as follows below.

© DORNA WSBK ORGANIZATION Srl 2021



Gaerne Estoril Round, 28-30 May 2021

Starting Grid - Tissot Superpole Race (10 Laps x 4,182 km = 41,820 km)

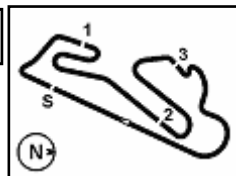
Circuito Estoril 4.182 m

1	1	1 REA J. Kawasaki 1'35.876	2	45 REDDING S. Ducati 1'36.047	3	54 RAZGATLIOGLU T. Yamaha 1'36.164
2	4	31 GERLOFF G. Yamaha 1'36.350	5	66 SYKES T. BMW 1'36.369	6	21 RINALDI M. Ducati 1'36.532
3	7	44 MAHIAS L. Kawasaki 1'36.863	8	53 RABAT T. Ducati 1'36.892	9	55 LOCATELLI A. Yamaha 1'37.031
4	10	22 LOWES A. Kawasaki 1'37.049	11	94 FOLGER J. BMW 1'37.128	12	60 VAN DER MARK M. BMW 1'37.193
5	13	50 LAVERTY E. BMW 1'37.266	14	91 HASLAM L. Honda 1'37.399	15	7 DAVIES C. Ducati 1'37.422
6	16	3 NOZANE K. Yamaha 1'37.611	17	47 BASSANI A. Ducati 1'37.657	18	19 BAUTISTA A. Honda 1'37.731
7	19	32 VINALES I. Kawasaki 1'38.512	20	23 PONSSON C. Yamaha 1'38.854	21	84 CRESSON L. Kawasaki 1'40.008
8	22	76 CAVALIERI S. Kawasaki 1'40.288				

30/05/2021 The Race Director

These data/results cannot be reproduced, stored and/or transmitted in whole or in part by any manner of electronic, mechanical, photocopying, recording, broadcasting or otherwise now known or herein after developed without the previous express consent by the copyright owner, except for reproduction in daily press and regular printed publications on sale to the public within 60 days of the event related to those data/results and always provided that copyright symbol appears together as follows below. © DORNA WSBK ORGANIZATION Srl 2021





Gaerne Estoril Round, 28-30 May 2021 Best Sectors & Speed Warm Up

BEST LAP			
1	1 J. REA	Kawasaki ZX-10RR	1'36.416
2	54 T. RAZGATLIOGLU	Yamaha YZF R1	1'36.539
3	31 G. GERLOFF	Yamaha YZF R1	1'36.726
4	21 M. RINALDI	Ducati Panigale V4 R	1'37.005
5	66 T. SYKES	BMW M 1000 RR	1'37.114
6	22 A. LOWES	Kawasaki ZX-10RR	1'37.249
7	7 C. DAVIES	Ducati Panigale V4 R	1'37.278
8	44 L. MAHIAS	Kawasaki ZX-10RR	1'37.315
9	50 E. LAVERTY	BMW M 1000 RR	1'37.316
10	45 S. REDDING	Ducati Panigale V4 R	1'37.373
11	94 J. FOLGER	BMW M 1000 RR	1'37.441
12	19 A. BAUTISTA	Honda CBR1000 RR-R	1'37.462
13	60 M. VAN DER MARK	BMW M 1000 RR	1'37.503
14	53 T. RABAT	Ducati Panigale V4 R	1'37.591
15	47 A. BASSANI	Ducati Panigale V4 R	1'37.661
16	55 A. LOCATELLI	Yamaha YZF R1	1'37.740
17	91 L. HASLAM	Honda CBR1000 RR-R	1'38.016
18	32 I. VINALES	Kawasaki ZX-10RR	1'38.306
19	23 C. PONSSON	Yamaha YZF R1	1'39.125
20	76 S. CAVALIERI	Kawasaki ZX-10RR	1'39.816
21	84 L. CRESSON	Kawasaki ZX-10RR	1'39.982
22	3 K. NOZANE	Yamaha YZF R1	

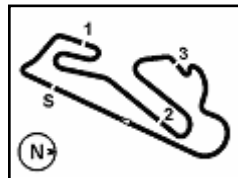
SPEED			
1	91 L. HASLAM	Honda CBR1000 RR-R	323,4
2	45 S. REDDING	Ducati Panigale V4 R	323,4
3	19 A. BAUTISTA	Honda CBR1000 RR-R	322,4
4	21 M. RINALDI	Ducati Panigale V4 R	322,4
5	53 T. RABAT	Ducati Panigale V4 R	322,4
6	47 A. BASSANI	Ducati Panigale V4 R	322,4
7	50 E. LAVERTY	BMW M 1000 RR	321,4
8	22 A. LOWES	Kawasaki ZX-10RR	319,5
9	1 J. REA	Kawasaki ZX-10RR	319,5
10	7 C. DAVIES	Ducati Panigale V4 R	317,6
11	94 J. FOLGER	BMW M 1000 RR	317,6
12	54 T. RAZGATLIOGLU	Yamaha YZF R1	316,7
13	60 M. VAN DER MARK	BMW M 1000 RR	316,7
14	55 A. LOCATELLI	Yamaha YZF R1	315,8
15	66 T. SYKES	BMW M 1000 RR	315,8
16	32 I. VINALES	Kawasaki ZX-10RR	315,8
17	31 G. GERLOFF	Yamaha YZF R1	314,9
18	23 C. PONSSON	Yamaha YZF R1	312,1
19	84 L. CRESSON	Kawasaki ZX-10RR	309,5
20	44 L. MAHIAS	Kawasaki ZX-10RR	307,7
21	76 S. CAVALIERI	Kawasaki ZX-10RR	306,8

SEG. 1		SEG. 2		SEG. 3		SEG. 4		
1	54 T. RAZGATLIOGLU	19.462	1	1 J. REA	23.401	1	1 J. REA	30.586
2	7 C. DAVIES	19.568	2	31 G. GERLOFF	23.425	2	54 T. RAZGATLIOGLU	30.698
3	1 J. REA	19.614	3	54 T. RAZGATLIOGLU	23.443	3	1 J. REA	30.740
4	31 G. GERLOFF	19.627	4	21 M. RINALDI	23.461	4	7 C. DAVIES	30.772
5	66 T. SYKES	19.630	5	45 S. REDDING	23.481	5	22 A. LOWES	30.797
6	21 M. RINALDI	19.632	6	7 C. DAVIES	23.528	6	21 M. RINALDI	30.825
7	50 E. LAVERTY	19.640	7	94 J. FOLGER	23.570	7	45 S. REDDING	30.837
8	19 A. BAUTISTA	19.662	8	50 E. LAVERTY	23.583	8	44 L. MAHIAS	30.859
9	94 J. FOLGER	19.691	9	66 T. SYKES	23.607	9	66 T. SYKES	30.924
10	91 L. HASLAM	19.711	10	22 A. LOWES	23.619	10	53 T. RABAT	30.957
11	60 M. VAN DER MARK	19.747	11	44 L. MAHIAS	23.626	11	19 A. BAUTISTA	30.961
12	45 S. REDDING	19.748	12	60 M. VAN DER MARK	23.679	12	60 M. VAN DER MARK	30.970
13	55 A. LOCATELLI	19.758	13	19 A. BAUTISTA	23.744	13	94 J. FOLGER	30.973
14	22 A. LOWES	19.840	14	47 A. BASSANI	23.759	14	50 E. LAVERTY	30.973
15	53 T. RABAT	19.847	15	53 T. RABAT	23.792	15	55 A. LOCATELLI	30.982
16	47 A. BASSANI	19.871	16	32 I. VINALES	23.838	16	7 C. DAVIES	31.011
17	32 I. VINALES	19.924	17	91 L. HASLAM	23.866	17	91 L. HASLAM	31.106
18	44 L. MAHIAS	19.932	18	55 A. LOCATELLI	23.889	18	32 I. VINALES	31.124
19	23 C. PONSSON	20.204	19	23 C. PONSSON	23.896	19	23 C. PONSSON	31.368
20	84 L. CRESSON	20.267	20	76 S. CAVALIERI	24.176	20	84 L. CRESSON	31.619
21	76 S. CAVALIERI	20.338	21	84 L. CRESSON	24.177	21	84 L. CRESSON	31.692
			22	3 K. NOZANE	25.504	22	3 K. NOZANE	

30/05/2021

These data/results cannot be reproduced, stored and/or transmitted in whole or in part by any manner of electronic, mechanical, photocopying, recording, broadcasting or otherwise now known or herein after developed without the previous express consent by the copyright owner, except for reproduction in daily press and regular printed publications on sale to the public within 60 days of the event related to those data/results and always provided that copyright symbol appears together as follows below.

© DORNA WSBK ORGANIZATION Srl 2021



Circuito Estoril 4.182 m

Gaerne Estoril Round, 28-30 May 2021

Ideal Times Warm Up

No.	Rider	Nat	Bike	Seg. 1	Seg. 2	Seg. 3	Seg. 4	Ideal Time		
				Diff. 1	Diff. 2	Diff. 3	Diff. 4	Best Lap	Pos.	Diff.
1	1 J. REA	GBR	Kawasaki ZX-10RR	19.614	23.401 +0.005	22.810	30.586	1'36.411 1'36.416	1	0.005
2	54 T. RAZGATLIOGLU	TUR	Yamaha YZF R1	19.462	23.443	22.797	30.837	1'36.539 1'36.539	2	
3	31 G. GERLOFF	USA	Yamaha YZF R1	19.627 +0.050	23.425	22.795	30.825 +0.004	1'36.672 1'36.726	3	0.054
4	21 M. RINALDI	ITA	Ducati Panigale V4 R	19.632	23.461 +0.071	22.906	30.797 +0.138	1'36.796 1'37.005	4	0.209
5	66 T. SYKES	GBR	BMW M 1000 RR	19.630 +0.198	23.607	22.965 +0.016	30.698	1'36.900 1'37.114	5	0.214
6	7 C. DAVIES	GBR	Ducati Panigale V4 R	19.568 +0.105	23.528 +0.046	22.852	31.011 +0.168	1'36.959 1'37.278	7	0.319
7	22 A. LOWES	GBR	Kawasaki ZX-10RR	19.840 +0.118	23.619	22.859 +0.006	30.772 +0.035	1'37.090 1'37.249	6	0.159
8	45 S. REDDING	GBR	Ducati Panigale V4 R	19.748 +0.104	23.481	22.912 +0.007	30.970 +0.151	1'37.111 1'37.373	10	0.262
9	50 E. LAVERTY	IRL	BMW M 1000 RR	19.640	23.583	23.021 +0.099	30.973	1'37.217 1'37.316	9	0.099
10	94 J. FOLGER	GER	BMW M 1000 RR	19.691 +0.150	23.570 +0.055	23.003	30.957 +0.015	1'37.221 1'37.441	11	0.220
11	44 L. MAHIAS	FRA	Kawasaki ZX-10RR	19.932 +0.090	23.626	22.927	30.740	1'37.225 1'37.315	8	0.090
12	60 M. VAN DER MARK	NED	BMW M 1000 RR	19.747 +0.031	23.679 +0.056	22.989 +0.115	30.859 +0.027	1'37.274 1'37.503	13	0.229
13	19 A. BAUTISTA	ESP	Honda CBR1000 RR-R	19.662	23.744 +0.004	22.982	30.924 +0.146	1'37.312 1'37.462	12	0.150
14	53 T. RABAT	ESP	Ducati Panigale V4 R	19.847 +0.020	23.792	22.971	30.961	1'37.571 1'37.591	14	0.020
15	55 A. LOCATELLI	ITA	Yamaha YZF R1	19.758	23.889 +0.002	23.029	30.982 +0.080	1'37.658 1'37.740	16	0.082
16	47 A. BASSANI	ITA	Ducati Panigale V4 R	19.871	23.759	23.058	30.973	1'37.661 1'37.661	15	
17	91 L. HASLAM	GBR	Honda CBR1000 RR-R	19.711 +0.098	23.866	23.169 +0.048	31.124	1'37.870 1'38.016	17	0.146
18	32 I. VINALES	ESP	Kawasaki ZX-10RR	19.924	23.838 +0.110	23.173 +0.115	31.106 +0.040	1'38.041 1'38.306	18	0.265
19	23 C. PONSSON	FRA	Yamaha YZF R1	20.204 +0.095	23.896	23.384 +0.115	31.368 +0.063	1'38.852 1'39.125	19	0.273
20	76 S. CAVALIERI	ITA	Kawasaki ZX-10RR	20.338 +0.035	24.176 +0.085	23.438	31.692 +0.052	1'39.644 1'39.816	20	0.172
21	84 L. CRESSON	BEL	Kawasaki ZX-10RR	20.267 +0.111	24.177	23.681 +0.127	31.619	1'39.744 1'39.982	21	0.238
	3 K. NOZANE	JPN	Yamaha YZF R1							
Overall Ideal Time				19.462	23.401	22.795	30.586	1'36.244		

30/05/2021

These data/results cannot be reproduced, stored and/or transmitted in whole or in part by any manner of electronic, mechanical, photocopying, recording, broadcasting or otherwise now known or herein after developed without the previous express consent by the copyright owner, except for reproduction in daily press and regular printed publications on sale to the public within 60 days of the event related to those data/results and always provided that copyright symbol appears together as follows below.

© DORNA WSBK ORGANIZATION Srl 2021

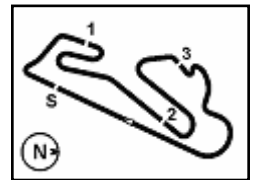
FICR PERUGIA TIMING



Official Tyre Supplier



Official Timekeeper



Gaerne Estoril Round, 28-30 May 2021 Chronological Analysis Warm Up

Circuito Estoril 4.182 m

1 / 3

1° 1 J. REA (1'36.416)							
Lap	Seg.1	Seg.2	Seg.3	Seg.4	Lap Time	km/h	Local Time
1		24.626	24.096	31.183			9:02'35.302
2	19.926	23.616	22.836	30.723	1'37.101	314,9	9:04'12.403
3	19.797	23.401	22.875	30.829	1'36.902	314,9	9:05'49.305
4	19.656	23.509	22.886	30.915	1'36.966	315,8	9:07'26.271
5	19.750	23.511	22.841	30.990	1'37.092	315,8	9:09'03.363
6	19.767	23.593	23.030	41.586	1'47.976P	315,8	9:10'51.339
7	1'29.064	23.919	23.681	31.648	2'48.312P		9:13'39.651
8	19.614	23.406	22.810	30.586	1'36.416	319,5	9:15'16.067

2	19.918	23.839	22.987	31.146	1'37.890	316,7	9:03'32.489
3	29.127	23.822	22.974	30.772	1'46.695	310,3	9:05'19.184
4	19.840	23.905	23.102	30.866	1'37.713	318,6	9:06'56.897
5	20.169	23.634	22.859	30.994	1'37.656	307,7	9:08'34.553
6	20.018	23.635	23.264	40.162	1'47.079P	319,5	9:10'21.632
7	2'11.349	23.940	22.993	31.173	3'29.455P		9:13'51.087
8	19.958	23.619	22.865	30.807	1'37.249	314,0	9:15'28.336

2° 54 T. RAZGATLIOGLU (1'36.539)							
Lap	Seg.1	Seg.2	Seg.3	Seg.4	Lap Time	km/h	Local Time
1		24.909	24.512	32.056			9:02'59.675
2	20.567	24.552	23.289	31.218	1'39.626	310,3	9:04'39.301
3	19.620	23.540	22.869	31.041	1'37.070	313,0	9:06'16.371
4	19.462	23.443	22.797	30.837	1'36.539	314,9	9:07'52.910
5	19.476	23.566	22.906	31.053	1'37.001	315,8	9:09'29.911
6	19.500	23.548	22.969	30.976	1'36.993	314,0	9:11'06.904
7	19.534	23.535	23.660	31.620	1'38.349	315,8	9:12'45.253
8	19.639	23.538	23.019	31.342	1'37.538	314,9	9:14'22.791
9	23.837	24.030	23.381	31.631	1'42.879	316,7	9:16'05.670

7° 7 C. DAVIES (1'37.278)							
Lap	Seg.1	Seg.2	Seg.3	Seg.4	Lap Time	km/h	Local Time
1		25.498	23.919	31.681			9:02'23.313
2	20.074	23.613	23.117	31.011	1'37.815	312,1	9:04'01.128
3	19.568	23.646	23.058	31.030	1'37.302	317,6	9:05'38.430
4	19.683	23.528	23.040	31.054	1'37.305	316,7	9:07'15.735
5	19.820	23.663	22.974	31.192	1'37.649	316,7	9:08'53.384
6	19.689	23.584	23.089	31.058	1'37.420	315,8	9:10'30.804
7	19.673	23.574	22.852	31.179	1'37.278	317,6	9:12'08.082
8	20.287	26.738	25.589	32.682	1'45.296	317,6	9:13'53.378
9	19.819	23.599	23.179	31.084	1'37.681	315,8	9:15'31.059

3° 31 G. GERLOFF (1'36.726)							
Lap	Seg.1	Seg.2	Seg.3	Seg.4	Lap Time	km/h	Local Time
1		25.297	24.379	31.591			9:02'51.589
2	19.652	23.542	22.847	30.842	1'36.883	313,0	9:04'28.472
3	19.745	23.444	22.923	30.825	1'36.937	314,0	9:06'05.409
4	19.677	23.425	22.795	30.829	1'36.726	314,9	9:07'42.135
5	19.627	23.508	22.872	30.984	1'36.991	314,9	9:09'19.126
6	19.682	23.512	23.098	31.234	1'37.526	314,0	9:10'56.652
7	19.783	23.574	22.939	31.202	1'37.498	314,9	9:12'34.150
8	28.971	24.676	24.642	31.541	1'49.830	313,0	9:14'23.980
9	20.054	23.719	23.078	31.434	1'38.285	314,9	9:16'02.265

8° 44 L. MAHIAS (1'37.315)							
Lap	Seg.1	Seg.2	Seg.3	Seg.4	Lap Time	km/h	Local Time
1		24.260	24.113	31.021			9:02'35.457
2	20.022	23.626	22.927	30.740	1'37.315	304,2	9:04'12.772
3	19.932	24.994	23.392	31.357	1'39.675	307,7	9:05'52.447
4	20.076	23.974	23.265	31.424	1'38.739	305,9	9:07'31.186
5	20.043	23.852	23.258	31.521	1'38.674	305,1	9:09'09.860
6	20.367	24.178	23.678	31.818	1'40.041	305,1	9:10'49.901
7	22.187	25.705	23.371	38.794	1'50.057P	304,2	9:12'39.958

4° 21 M. RINALDI (1'37.005)							
Lap	Seg.1	Seg.2	Seg.3	Seg.4	Lap Time	km/h	Local Time
1		25.012	23.700	31.237			9:02'43.431
2	19.860	23.605	22.914	30.797	1'37.176	316,7	9:04'20.607
3	19.787	23.518	22.919	30.911	1'37.135	317,6	9:05'57.742
4	19.632	23.532	22.906	30.935	1'37.005	319,5	9:07'34.747
5	19.663	23.461	22.923	32.718	1'45.135	320,5	9:09'19.882
6	19.726	23.495	23.036	30.924	1'37.181	321,4	9:10'57.063
7	19.727	23.562	25.925	32.625	1'41.839	322,4	9:12'38.902
8	20.167	24.625	23.434	31.534	1'39.760	321,4	9:14'18.662
9	19.795	23.688	23.006	31.263	1'37.752	318,6	9:15'56.414

9° 50 E. LAVERTY (1'37.316)							
Lap	Seg.1	Seg.2	Seg.3	Seg.4	Lap Time	km/h	Local Time
1		25.112	24.779	32.103			9:01'53.361
2	20.471	23.907	23.375	31.305	1'39.058	301,7	9:03'32.419
3	20.065	23.743	23.129	31.172	1'38.109	317,6	9:05'10.528
4	19.875	23.670	23.021	31.100	1'37.666	317,6	9:06'48.194
5	20.380	24.557	23.256	31.114	1'39.307	318,6	9:08'27.501
6	19.640	23.583	23.120	30.973	1'37.316	321,4	9:10'04.817
7	19.640	23.720	23.098	31.089	1'37.547	320,5	9:11'42.364
8	21.307	25.544	24.134	31.593	1'42.578	320,5	9:13'24.942
9	19.818	23.832	23.147	31.266	1'38.063	317,6	9:15'03.005

5° 66 T. SYKES (1'37.114)							
Lap	Seg.1	Seg.2	Seg.3	Seg.4	Lap Time	km/h	Local Time
1		26.234	24.207	31.498			9:02'44.476
2	19.924	23.646	23.007	30.935	1'37.512	314,0	9:04'21.988
3	19.828	23.607	22.981	30.698	1'37.114	314,9	9:05'59.102
4	19.630	23.705	22.990	30.990	1'37.315	315,8	9:07'36.417
5	20.326	23.896	23.363	32.370	1'39.955	315,8	9:09'16.372
6	19.847	23.682	22.965	31.000	1'37.494	312,1	9:10'53.866
7	19.806	23.716	23.005	31.077	1'37.604	314,9	9:12'31.470
8	23.062	24.125	23.311	31.840	1'42.338	313,0	9:14'13.808
9	19.829	23.687	23.023	30.956	1'37.495	314,0	9:15'51.303

10° 45 S. REDDING (1'37.373)							
Lap	Seg.1	Seg.2	Seg.3	Seg.4	Lap Time	km/h	Local Time
1		25.467	24.250	31.645			9:02'16.981
2	20.024	23.550	22.912	30.970	1'37.456	318,6	9:03'54.437
3	19.852	23.481	22.919	31.121	1'37.373	318,6	9:05'31.810
4	19.748	23.704	22.998	31.187	1'37.637	323,4	9:07'09.447
5	20.355	24.115	23.217	31.409	1'39.096	320,5	9:08'48.543
6	19.809	23.701	23.133	31.445	1'38.088	318,6	9:10'26.631
7	19.826	23.696	23.205	31.490	1'38.217	318,6	9:12'04.848
8	20.168	25.871	24.780	38.104	1'48.923	319,5	9:13'53.771
9	20.015	23.809	23.128	31.452	1'38.404	322,4	9:15'32.175

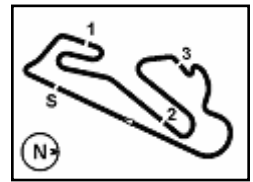
6° 22 A. LOWES (1'37.249)							
Lap	Seg.1	Seg.2	Seg.3	Seg.4	Lap Time	km/h	Local Time
1		24.806	23.864	31.203			9:01'54.599

11° 94 J. FOLGER (1'37.441)							
Lap	Seg.1	Seg.2	Seg.3	Seg.4	Lap Time	km/h	Local Time
1		26.004	24.499	36.955			9:02'17.705
2	19.949	23.778	23.132	31.127	1'37.986	315,8	9:03'55.691
3	19.999	23.722	23.216	30.957	1'37.894	317,6	9:05'33.585
4	19.828	23.631	33.476	36.074	1'53.009	316,7	9:07'26.594
5	19.841	23.625	23.003	30.972	1'37.441	315,8	9:09'04.035
6	19.691	23.570	23.137	33.073	1'39.471	317,6	9:10'43.506

30/05/2021 P = Pits In/Out - C = Lap Time Cancelled

These data/results cannot be reproduced, stored and/or transmitted in whole or in part by any manner of electronic, mechanical, photocopying, recording, broadcasting or otherwise now known or herein after developed without the previous express consent by the copyright owner, except for reproduction in daily press and regular printed publications on sale to the public within 60 days of the event related to those data/results and always provided that copyright symbol appears together as follows below.

© DORNA WSBK ORGANIZATION Srl 2021



Gaerne Estoril Round, 28-30 May 2021 Chronological Analysis Warm Up

Circuito Estoril 4.182 m

2 / 3

7	19.925	24.009	30.474	39.173	1'53.581	314,9	9:12'37.087	8	19.789	23.889	23.092	30.996	1'37.766	313,0	9:14'50.690
8	24.379	25.118	23.712	34.617	1'47.826	314,9	9:14'24.913	9	19.789	23.895	23.075	30.982	1'37.741	312,1	9:16'28.431
9	19.861	23.706	23.053	31.074	1'37.694	316,7	9:16'02.607								

12° 19 A. BAUTISTA (1'37.462)							
Lap	Seg.1	Seg.2	Seg.3	Seg.4	Lap Time	km/h	Local Time
1		25.313	23.961	31.834			9:02'08.758
2	20.061	24.142	23.334	31.262	1'38.799	318,6	9:03'47.557
3	19.868	23.766	22.994	30.924	1'37.552	321,4	9:05'25.109
4	19.832	23.773	23.017	31.104	1'37.726	320,5	9:07'02.835
5	19.662	23.748	22.982	31.070	1'37.462	321,4	9:08'40.297
6	19.735	23.744	23.271	31.134	1'37.884	322,4	9:10'18.181
7	19.816	23.897	23.040	31.410	1'38.163	321,4	9:11'56.344
8	19.792	23.941	23.149	31.148	1'38.030	319,5	9:13'34.374
9	19.819	23.828	23.082	31.285	1'38.014	320,5	9:15'12.388

17° 91 L. HASLAM (1'38.016)							
Lap	Seg.1	Seg.2	Seg.3	Seg.4	Lap Time	km/h	Local Time
1		25.175	24.692	32.476			9:01'54.033
2	20.060	24.183	23.685	31.354	1'39.282	316,7	9:03'33.315
3	20.258	23.933	23.169	31.173	1'38.533	316,7	9:05'11.848
4	19.857	23.920	26.268	35.414	1'45.459	318,6	9:06'57.307
5	20.003	24.133	23.246	31.185	1'38.567	316,7	9:08'35.874
6	19.711	23.947	23.293	31.135	1'38.086	319,5	9:10'13.960
7	20.225	28.179	23.508	31.345	1'43.257	319,5	9:11'57.217
8	19.767	23.943	23.462	31.428	1'38.600	318,6	9:13'35.817
9	19.809	23.866	23.217	31.124	1'38.016	323,4	9:15'13.833

13° 60 M. VAN DER MARK (1'37.503)							
Lap	Seg.1	Seg.2	Seg.3	Seg.4	Lap Time	km/h	Local Time
1		24.876	23.919	31.406			9:01'55.115
2	20.368	23.843	23.149	30.859	1'38.219	315,8	9:03'33.334
3	20.063	23.679	23.186	30.932	1'37.860	316,7	9:05'11.194
4	19.961	23.787	23.041	30.983	1'37.772	315,8	9:06'48.966
5	19.946	23.680	23.129	30.888	1'37.643	316,7	9:08'26.609
6	19.778	23.735	23.104	30.886	1'37.503	314,9	9:10'04.112
7	19.747	23.717	23.081	30.966	1'37.511	314,0	9:11'41.623
8	19.762	23.739	22.989	31.037	1'37.527	314,9	9:13'19.150
9	19.830	23.760	23.067	30.994	1'37.651	314,0	9:14'56.801
10	19.858	23.721	23.087	31.010	1'37.676	314,9	9:16'34.477

18° 32 I. VINALES (1'38.306)							
Lap	Seg.1	Seg.2	Seg.3	Seg.4	Lap Time	km/h	Local Time
1		25.563	23.753	31.686			9:01'56.421
2	20.471	24.013	23.576	35.124	1'43.184	308,6	9:03'39.605
3	20.233	23.846	23.295	31.106	1'38.480	310,3	9:05'18.085
4	20.601	24.278	23.513	31.806	1'40.198	308,6	9:06'58.283
5	19.940	23.838	23.281	31.304	1'38.363	307,7	9:08'36.646
6	19.924	23.948	23.288	31.146	1'38.306	310,3	9:10'14.952
7	20.058	25.162	28.661	36.166	1'50.047	308,6	9:12'04.999
8	20.222	24.650	23.991	40.102	1'48.965	311,2	9:13'53.964
9	20.034	24.118	23.173	31.218	1'38.543	315,8	9:15'32.507

14° 53 T. RABAT (1'37.591)							
Lap	Seg.1	Seg.2	Seg.3	Seg.4	Lap Time	km/h	Local Time
1		25.508	24.180	31.618			9:01'57.481
2	20.602	24.134	23.464	31.247	1'39.447	299,2	9:03'36.928
3	20.433	24.015	23.330	31.484	1'39.262	308,6	9:05'16.190
4	20.133	23.905	23.395	31.340	1'38.773	320,5	9:06'54.963
5	19.982	23.814	23.151	31.058	1'38.005	318,6	9:08'32.968
6	19.883	23.880	23.192	31.272	1'38.227	319,5	9:10'11.195
7	19.908	23.841	23.202	31.082	1'38.033	318,6	9:11'49.228
8	19.867	23.792	22.971	30.961	1'37.591	320,5	9:13'26.819
9	19.847	23.822	23.046	31.000	1'37.715	322,4	9:15'04.534

19° 23 C. PONSSON (1'39.125)							
Lap	Seg.1	Seg.2	Seg.3	Seg.4	Lap Time	km/h	Local Time
1		25.474	24.625	32.453			9:01'55.786
2	20.742	24.113	23.744	31.897	1'40.496	309,5	9:03'36.282
3	20.468	24.187	23.693	31.801	1'40.149	308,6	9:05'16.431
4	20.369	24.129	23.757	31.839	1'40.094	312,1	9:06'56.525
5	20.415	24.347	23.984	32.128	1'40.874	307,7	9:08'37.399
6	20.223	24.027	23.537	31.368	1'39.155	311,2	9:10'16.554
7	20.204	24.116	23.691	31.928	1'39.939	311,2	9:11'56.493
8	20.299	23.896	23.499	31.431	1'39.125	311,2	9:13'35.618
9	20.301	24.071	23.384	31.559	1'39.315	309,5	9:15'14.933

15° 47 A. BASSANI (1'37.661)							
Lap	Seg.1	Seg.2	Seg.3	Seg.4	Lap Time	km/h	Local Time
1		25.436	24.025	31.714			9:01'59.939
2	20.122	24.215	23.358	31.173	1'38.868	318,6	9:03'38.807
3	20.105	23.880	23.162	31.614	1'38.761	317,6	9:05'17.568
4	19.946	23.928	23.332	31.727	1'38.933	320,5	9:06'56.501
5	19.881	23.852	23.091	30.998	1'37.822	319,5	9:08'34.323
6	19.971	23.782	23.093	31.016	1'37.862	320,5	9:10'12.185
7	19.871	23.759	23.058	30.973	1'37.661	320,5	9:11'49.846
8	19.892	23.806	23.077	31.115	1'37.890	318,6	9:13'27.736
9	19.992	23.852	23.123	31.167	1'38.134	322,4	9:15'05.870

20° 76 S. CAVALIERI (1'39.816)							
Lap	Seg.1	Seg.2	Seg.3	Seg.4	Lap Time	km/h	Local Time
1		25.892	24.878	36.253			9:02'18.578
2	20.675	24.440	23.692	31.861	1'40.668	305,1	9:03'59.246
3	20.481	24.452	23.831	31.692	1'40.456	302,5	9:05'39.702
4	20.338	24.235	23.569	31.845	1'39.987	305,1	9:07'19.689
5	20.421	24.292	23.441	31.739	1'39.893	303,4	9:08'59.582
6	20.372	24.176	23.499	31.835	1'39.882	301,7	9:10'39.464
7	22.344	28.085	26.978	41.697	1'59.104	299,2	9:12'38.568
8	21.441	25.328	23.681	36.386	1'46.836	301,7	9:14'25.404
9	20.373	24.261	23.438	31.744	1'39.816	306,8	9:16'05.220

16° 55 A. LOCATELLI (1'37.740)							
Lap	Seg.1	Seg.2	Seg.3	Seg.4	Lap Time	km/h	Local Time
1		25.507	24.453	31.909			9:01'55.902
2	20.294	24.010	23.474	31.287	1'39.065	312,1	9:03'34.967
3	20.110	24.086	23.282	31.466	1'38.944	315,8	9:05'13.911
4	20.020	24.839	24.016	45.711	1'54.586P	314,0	9:07'08.497
5	1'28.394	24.888	23.514	31.647	2'48.443P		9:09'56.940
6	19.983	23.920	23.184	31.157	1'38.244	312,1	9:11'35.184
7	19.758	23.891	23.029	31.062	1'37.740	312,1	9:13'12.924

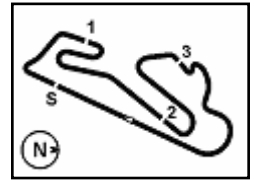
21° 84 L. CRESSON (1'39.982)							
Lap	Seg.1	Seg.2	Seg.3	Seg.4	Lap Time	km/h	Local Time
1		25.258	24.493	32.557			9:01'54.580
2	20.873	24.642	24.077	32.154	1'41.746	301,7	9:03'36.326
3	20.797	24.546	23.884	32.267	1'41.494	308,6	9:05'17.820
4	20.455	24.372	23.707	31.934	1'40.468	306,8	9:06'58.288
5	20.448	24.337	23.691	31.824	1'40.300	308,6	9:08'38.588
6	20.267	24.337	23.749	32.003	1'40.356	309,5	9:10'18.944
7	20.364	24.363	23.823	31.780	1'40.330	307,7	9:11'59.274
8	20.420	24.315	23.681	31.897	1'40.313	303,4	9:13'39.587
9	20.378	24.177	23.808	31.619	1'39.982	305,1	9:15'19.569

30/05/2021 P = Pits In/Out - C = Lap Time Cancelled

These data/results cannot be reproduced, stored and/or transmitted in whole or in part by any manner of electronic, mechanical, photocopying, recording, broadcasting or otherwise now known or herein after developed without the previous express consent by the copyright owner, except for reproduction in daily press and regular printed publications on sale to the public within 60 days of the event related to those data/results and always provided that copyright symbol appears together as follows below.

© DORNA WSBK ORGANIZATION Srl 2021





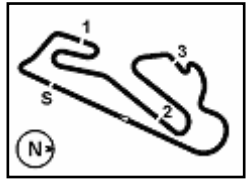
Gaerne Estoril Round, 28-30 May 2021 Chronological Analysis Warm Up

22°		3 K. NOZANE					
Lap	Seg.1	Seg.2	Seg.3	Seg.4	Lap Time	km/h	Local Time
1		26.435	26.363	46.621			9:02'14.389
2	7'02.875	25.504	25.689	48.898	8'42.966P		9:10'57.355

30/05/2021 P = Pits In/Out - C = Lap Time Cancelled

These data/results cannot be reproduced, stored and/or transmitted in whole or in part by any manner of electronic, mechanical, photocopying, recording, broadcasting or otherwise now known or herein after developed without the previous express consent by the copyright owner, except for reproduction in daily press and regular printed publications on sale to the public within 60 days of the event related to those data/results and always provided that copyright symbol appears together as follows below.

© DORNA WSBK ORGANIZATION Srl 2021



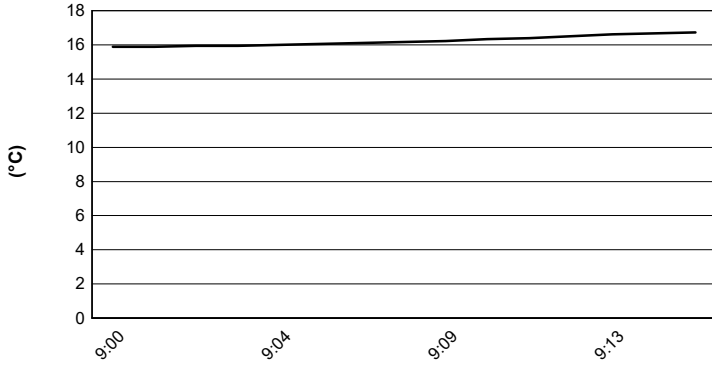
Circuito Estoril 4.182 m

Gaerne Estoril Round, 28-30 May 2021

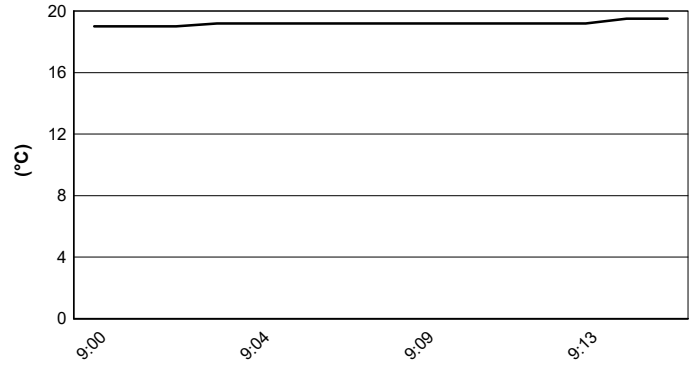
Weather Report Warm Up

Session started 09:00 - Session ended 9:16

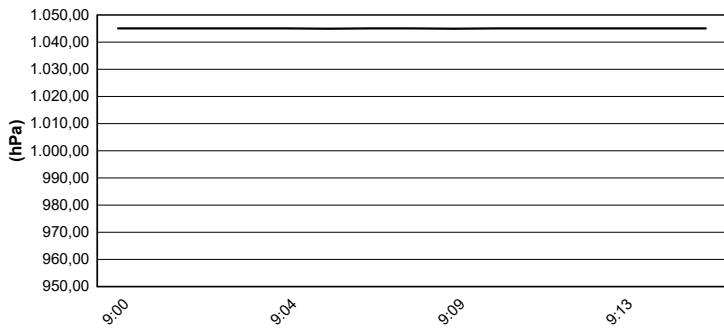
Air Temperature



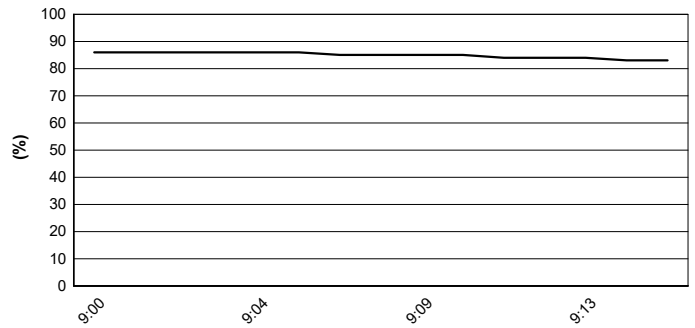
Track Temperature



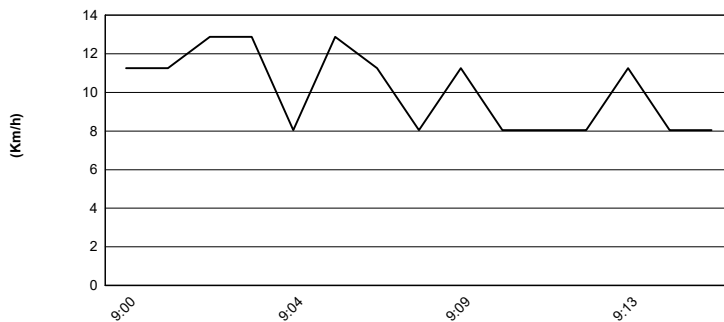
Air Pressure



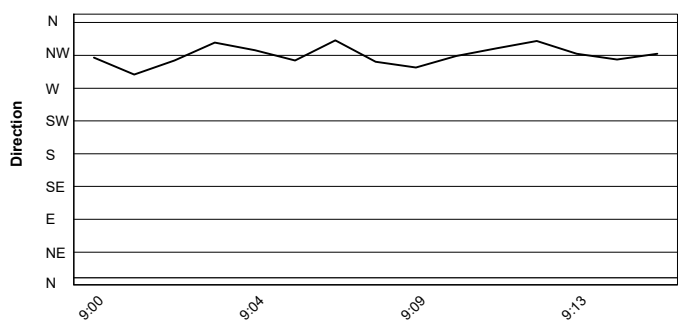
Humidity



Wind Speed



Wind Direction



30/05/2021

These data/results cannot be reproduced, stored and/or transmitted in whole or in part by any manner of electronic, mechanical, photocopying, recording, broadcasting or otherwise now known or herein after developed without the previous express consent by the copyright owner, except for reproduction in daily press and regular printed publications on sale to the public within 60 days of the event related to those data/results and always provided that copyright symbol appears together as follows below.

© DORNA WSBK ORGANIZATION Srl 2021