

Gaerne Estoril Round, 28-30 May 2021

Results Race 1

Laps 18 = 75,276 Km - Time of Race 30'26.477 - Avg. 148,370 km/h

Circuito Estoril 4.182 m

1 / 2

Pos	Grid	No. Rider	Nat	Team	Bike	Class	LL	Gap	Rel.	Fastest Lap	Speed	Qualifying	Speed
1	3	4 S. ODENDAAL	RSA	Evan Bros. WorldSSP Yamaha Team	Yamaha YZF R6		18			1'40.882	282,7	1'40.184	282,0
2	2	5 P. OETTL	GER	Kawasaki Puccetti Racing	Kawasaki ZX-6R		18	0.350	0.350	1'40.870	280,5	1'40.094	282,7
3	4	16 J. CLUZEL	FRA	GMT94 Yamaha	Yamaha YZF R6		18	0.750	0.400	1'40.932	284,2	1'40.219	283,5
4	5	77 D. AEGERTER	SUI	Ten Kate Racing Yamaha	Yamaha YZF R6		18	0.765	0.015	1'40.866	285,7	1'40.291	280,5
5	9	81 M. GONZALEZ	ESP	Yamaha ParkinGo Team	Yamaha YZF R6		18	1.023	0.258	1'40.957	282,0	1'40.772	282,0
6	6	3 R. DE ROSA	ITA	Orelac Racing VerdNatura	Kawasaki ZX-6R		18	4.519	3.496	1'40.940	279,8	1'40.458	279,8
7	8	29 L. BERNARDI	RSM	CM Racing	Yamaha YZF R6		18	7.442	2.923	1'41.221	285,0	1'40.664	283,5
8	7	38 H. SOOMER	EST	Kallio Racing	Yamaha YZF R6		18	9.624	2.182	1'40.929	279,8	1'40.567	282,0
9	10	21 R. KRUMMENACHER	SUI	EAB Racing Team	Yamaha YZF R6		18	11.696	2.072	1'41.197	282,0	1'41.040	280,5
10	13	71 C. BERGMAN	SWE	Wojcik Racing Team	Yamaha YZF R6		18	19.197	7.501	1'41.611	282,0	1'41.556	278,4
11	27	66 N. TUULI	FIN	MV Agusta Corse Clienti	MV Agusta F3 675		18	23.673	4.476	1'40.700	278,4	1'40.554	284,2
12	1	94 F. CARICASULO	ITA	GMT94 Yamaha	Yamaha YZF R6		18	28.832	5.159	1'41.049	285,0	1'39.973	281,3
13	14	70 M. ALCOBA	ESP	Yamaha MS Racing	Yamaha YZF R6		18	30.330	1.498	1'42.252	279,1	1'41.596	279,1
14	18	42 S. FROSSARD	SUI	Moto Team Jura Vitesse	Yamaha YZF R6	*	18	34.147	3.817	1'42.214	280,5	1'42.106	276,9
15 P	17	23 D. PIZZOLI	ITA	VFT Racing	Yamaha YZF R6		18	34.269	0.122	1'42.113	279,8	1'42.067	279,1
16	15	84 M. FABRIZIO	ITA	G.A.P. MOTOZOO Racing by Puccetti	Kawasaki ZX-6R		18	34.544	0.275	1'42.353	283,5	1'41.678	279,1
17	21	24 L. TACCINI	ITA	Orelac Racing VerdNatura	Kawasaki ZX-6R	*	18	36.922	2.378	1'42.582	282,0	1'42.779	276,2
18 P	19	95 V. TAKALA	FIN	Kallio Racing	Yamaha YZF R6		18	36.923	0.001	1'42.271	282,7	1'42.296	279,8
19	22	6 M. HERRERA	ESP	Biblion Iberica Yamaha Motox racing	Yamaha YZF R6	*	18	36.927	0.004	1'42.480	279,1	1'42.831	275,5
20	20	55 G. HENDRA PRATAMA	INA	Ten Kate Racing Yamaha	Yamaha YZF R6		18	37.898	0.971	1'42.707	282,7	1'42.675	280,5
21	23	2 L. MONTELLA	ITA	Chiodo Moto Racing	Yamaha YZF R6	*	18	57.290	19.392	1'43.302	279,8	1'42.994	272,7
22	24	15 E. MCMANUS	IRL	WRP Wepol Racing	Yamaha YZF R6		18	59.529	2.239	1'43.746	278,4	1'43.350	276,2
23	25	19 P. SZKOPEK	POL	Yamaha MS Racing	Yamaha YZF R6		18	1'09.861	10.332	1'43.998	270,7	1'43.681	270,7
24	26	45 S. KAWASAKI	JPN	G.A.P. MOTOZOO Racing by Puccetti	Kawasaki ZX-6R	*	18	1'22.100	12.239	1'44.825	276,9	1'44.652	282,0
-----Not Classified-----													
RET	12	34 K. MANFREDI	ITA	Altogo Racing Team	Yamaha YZF R6	*	12	6 Laps		1'42.256	272,0	1'41.550	272,0
RET	11	61 C. ONCU	TUR	Kawasaki Puccetti Racing	Kawasaki ZX-6R		12	6 Laps		1'41.254	282,7	1'41.331	285,0
RET	16	22 F. FULIGNI	ITA	VFT Racing	Yamaha YZF R6		0					1'42.036	278,4

AIR	Humidity:	68%	Temp:	20°C
TRACK	Condition:	Dry	Temp:	41°C

Records	Pole (SP)	2020	A. Locatelli	1'39.520	151,28 Km/h
	Race (RC1)	2020	I. Vinales	1'40.053	150,47 Km/h
	All Times (SP)	2020	A. Locatelli	1'39.520	151,28 Km/h
Race Fastest Lap		Lap 8	N. Tuuli	1'40.700	149,51 Km/h

LAP LEADERS					
No.	Rider	From	To	Laps	Total
4	S. ODENDAAL	1	3	3	
5	P. OETTL	4	15	12	
4	S. ODENDAAL	16	16	1	
5	P. OETTL	17	17	1	13
4	S. ODENDAAL	18	18	1	5

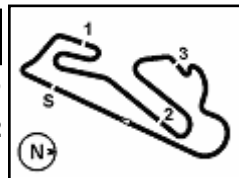
TOTAL LEADER LAPS		
No.	Rider	Laps
5	P. OETTL	16
4	S. ODENDAAL	10
16	J. CLUZEL	10
71	C. BERGMAN	10
77	D. AEGERTER	2

* WorldSSP Challenge

Start End The results are provisional until the end of the time limit for protests and appeals
 29/05/2021 15:16 15:48 and the completion of the technical checks.

These data/results cannot be reproduced, stored and/or transmitted in whole or in part by any manner of electronic, mechanical, photocopying, recording, broadcasting or otherwise now known or herein after developed without the previous express consent by the copyright owner, except for reproduction in daily press and regular printed publications on sale to the public within 60 days of the event related to those data/results and always provided that copyright symbol appears together as follows below.

© DORNA WSBK ORGANIZATION Srl 2021



Gaerne Estoril Round, 28-30 May 2021 Results Race 1

Race Highlights

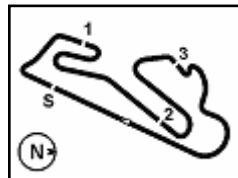
Time	No. Rider	Description
15.13.07		Warm-up Lap Start
15.15.34	22 Fuligni	Technical Problem
15.16.02		Start
15.16.22	66 Tuuli	Exited Pits
15.17.48		No Jump Start
15.18.00	22 Fuligni	Retired
15.25.05	94 Caricasulo	Crashed - Turn 4
15.25.17	94 Caricasulo	Re-joined
15.36.03	61 Oncu	Technical Problem - Turn 8
15.36.15	61 Oncu	Re-joined
15.36.23		2/3 of Race Distance Completed
15.37.09	61 Oncu	Entered Pits
15.37.50	61 Oncu	Retired
15.38.20	34 Manfredi	Crashed - Turn 12
15.38.37	34 Manfredi	Not Actively Competing
15.47.27	23 Pizzoli	drops 1 position - track limits
15.48.08		End Of Session
15.55.09	95 Takala	drops 1 position

29/05/2021 Start End The results are provisional until the end of the time limit for protests and appeals
15:16 15:48 and the completion of the technical checks.

These data/results cannot be reproduced, stored and/or transmitted in whole or in part by any manner of electronic, mechanical, photocopying, recording, broadcasting or otherwise now known or herein after developed without the previous express consent by the copyright owner, except for reproduction in daily press and regular printed publications on sale to the public within 60 days of the event related to those data/results and always provided that copyright symbol appears together as follows below.

© DORNA WSBK ORGANIZATION Srl 2021





Circuito Estoril 4.182 m

Gaerne Estoril Round, 28-30 May 2021 Championship Standings

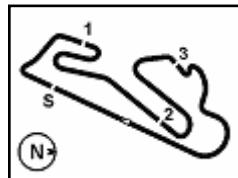
Points	Points From First	Points From Previous	May 23	May 30	June 13	July 25	August 22	August 8	September 5	September 19	September 26	October 3	October 17	November 14	
			ARAGON	ESTORIL	MISANO	ASSEN	NAVARRA	MOST	MAGNY-COURS	BARCELONA	JEREZ	PORTIMAO	VILLICUM	MANDALIKA	
WorldSSP Challenge															
1	MANFREDI	7	3	4											
	Kevin (ITA)		2	1	1										
2	HERRERA	7	4	3											
	Maria (ESP)	0	1	1	1										
3	FROSSARD	2	2												
	Stephane (SUI)	5	3	5											

29/05/2021 First Line: Championship Standings - Second Line: Ranking Progression

These data/results cannot be reproduced, stored and/or transmitted in whole or in part by any manner of electronic, mechanical, photocopying, recording, broadcasting or otherwise now known or herein after developed without the previous express consent by the copyright owner, except for reproduction in daily press and regular printed publications on sale to the public within 60 days of the event related to those data/results and always provided that copyright symbol appears together as follows below.

© DORNA WSBK ORGANIZATION Srl 2021





Gaerne Estoril Round, 28-30 May 2021

Lap Chart Race 1

		Lap																	
	1	2	3	4	5	6	7	8	9	10	11	12	13	14	15	16	17	18	
1	4	4	4	5	5	5	5	5	5	5	5	5	5	5	5	4	5	4	
2	94	5	5	4	4	4	4	4	4	4	4	4	4	4	4	5	4	5	
3	5	94	94	94	94	16	16	16	16	16	16	16	16	16	16	16	16	16	
4	16	16	16	16	16	81	81	77	77	77	77	77	77	77	77	77	77	77	
5	38	81	81	81	81	77	77	81	81	81	81	81	81	81	81	81	81	81	
6	81	38	77	77	77	3	3	3	3	3	3	3	3	3	3	3	3	3	
7	3	3	3	3	3	29	29	29	29	29	29	29	29	29	29	29	29	29	
8	77	77	29	29	29	38	61	61	61	61	38	38	38	38	38	38	38	38	
9	29	29	38	38	38	61	38	38	38	38	61	21	21	21	21	21	21	21	
10	71	71	71	71	61	71	71	71	71	71	21	71	71	71	71	71	71	71	
11	70	21	61	61	71	21	21	21	21	21	21	70	70	66	66	66	66	66	
12	21	61	21	21	21	34	70	70	70	70	70	34	66	70	70	70	94	94	
13	61	70	70	34	34	70	34	34	34	34	34	66	42	94	94	94	70	70	
14	34	34	34	70	70	42	42	42	84	84	66	42	94	42	42	23	23	23	
15	95	24	24	24	42	23	23	23	42	42	42	23	23	23	23	42	42	42	
16	24	95	84	42	24	24	84	84	23	66	84	84	84	84	84	84	84	84	
17	55	42	42	95	23	95	24	24	24	23	23	94	24	24	24	24	95	95	
18	42	84	95	23	95	84	95	95	95	24	24	24	6	95	95	95	24	24	
19	84	55	23	84	84	55	55	55	6	6	6	6	95	6	6	6	6	6	
20	23	23	55	55	55	6	6	66	95	95	95	55	55	55	55	55	55	55	
21	2	2	2	6	6	2	66	66	55	55	94	55	2	2	2	2	2	2	
22	6	6	6	2	2	66	94	94	94	94	55	2	15	15	15	15	15	15	
23	45	45	15	15	15	15	15	15	15	15	15	15	19	19	19	19	19	19	
24	19	15	19	19	66	94	2	2	2	2	19	45	45	45	45	45	45	45	
25	15	19	45	45	19	19	19	19	19	19	19	45							
26	66	66	66	66	45	45	45	45	45	45	45	61							

Final Result		
1	4 S. ODENDAAL	Laps 18
2	5 P. OETTL	0.350
3	16 J. CLUZEL	0.750
4	77 D. AEGERTER	0.765
5	81 M. GONZALEZ	1.023
6	3 R. DE ROSA	4.519
7	29 L. BERNARDI	7.442
8	38 H. SOOMER	9.624
9	21 R. KRUMMENACHER	11.696
10	71 C. BERGMAN	19.197
11	66 N. TUULI	23.673
12	94 F. CARICASULO	28.832
13	70 M. ALCOBA	30.330
14	42 S. FROSSARD	34.147
15	23 D. PIZZOLI (P)	34.269
16	84 M. FABRIZIO	34.544
17	24 L. TACCINI	36.922
18	95 V. TAKALA (P)	36.923
19	6 M. HERRERA	36.927
20	55 G. HENDRA PRATAM	37.898
21	2 L. MONTELLA	57.290
22	15 E. MCMANUS	59.529
23	19 P. SZKOPEK	1'09.861
24	45 S. KAWASAKI	1'22.100
RET	34 K. MANFREDI	6 Laps
RET	61 C. ONCU	6 Laps
RET	22 F. FULIGNI	

29/05/2021

These data/results cannot be reproduced, stored and/or transmitted in whole or in part by any manner of electronic, mechanical, photocopying, recording, broadcasting or otherwise now known or herein after developed without the previous express consent by the copyright owner, except for reproduction in daily press and regular printed publications on sale to the public within 60 days of the event related to those data/results and always provided that copyright symbol appears together as follows below.

© DORNA WSBK ORGANIZATION Srl 2021

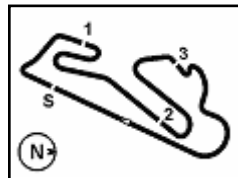
FICR PERUGIA TIMING



Official Tyre Supplier



Official Timekeeper



Gaerne Estoril Round, 28-30 May 2021

Lap Chart Race 1

Lap 1

1	4	S.Odendaal	1'45.852
2	94	F.Caricasulo	0.303
3	5	P.Oettl	0.332
4	16	J.Cluzel	0.797
5	38	H.Soomer	1.103
6	81	M.Gonzalez	1.175
7	3	R.De Rosa	1.455
8	77	D.Aegerter	1.465
9	29	L.Bernardi	2.186
10	71	C.Bergman	2.341
11	70	M.Alcoba	2.517
12	21	R.Krummenacher	2.700
13	61	C.Oncu	2.778
14	34	K.Manfredi	2.995
15	95	V.Takala	4.089
16	24	L.Taccini	4.131
17	55	G.Hendra Pratama	4.598
18	42	S.Frossard	4.637
19	84	M.Fabrizio	5.017
20	23	D.Pizzoli	5.250
21	2	L.Montella	5.550
22	6	M.Herrera	5.827
23	45	S.Kawasaki	5.855
24	19	P.Szkopek	6.936
25	15	E.McManus	7.006
26	66	N.Tuuli	20.066

Lap 2

1	4	S.Odendaal	3'27.350
2	5	P.Oettl	0.278
3	94	F.Caricasulo	0.799
4	16	J.Cluzel	1.010
5	81	M.Gonzalez	1.144
6	38	H.Soomer	1.764
7	3	R.De Rosa	1.801
8	77	D.Aegerter	2.019
9	29	L.Bernardi	2.179
10	71	C.Bergman	3.443
11	21	R.Krummenacher	3.810
12	61	C.Oncu	4.122
13	70	M.Alcoba	4.357
14	34	K.Manfredi	4.522
15	24	L.Taccini	5.688
16	95	V.Takala	6.480
17	42	S.Frossard	6.536
18	84	M.Fabrizio	6.591
19	55	G.Hendra Pratama	6.933
20	23	D.Pizzoli	7.185
21	2	L.Montella	7.650
22	6	M.Herrera	8.009
23	45	S.Kawasaki	9.182
24	15	E.McManus	10.421
25	19	P.Szkopek	10.977
26	66	N.Tuuli	20.142

Lap 3

1	4	S.Odendaal	5'08.768
2	5	P.Oettl	0.119
3	94	F.Caricasulo	0.717
4	16	J.Cluzel	0.865
5	81	M.Gonzalez	1.043
6	77	D.Aegerter	1.614
7	3	R.De Rosa	2.846
8	29	L.Bernardi	2.848
9	38	H.Soomer	3.338
10	71	C.Bergman	4.082
11	61	C.Oncu	4.489
12	21	R.Krummenacher	4.823
13	70	M.Alcoba	5.478
14	34	K.Manfredi	5.492
15	24	L.Taccini	7.573
16	84	M.Fabrizio	7.673
17	42	S.Frossard	8.339

Lap 4

1	5	P.Oettl	6'50.255
2	4	S.Odendaal	0.235
3	94	F.Caricasulo	0.606
4	16	J.Cluzel	0.630
5	81	M.Gonzalez	0.942
6	77	D.Aegerter	1.125
7	3	R.De Rosa	2.339
8	29	L.Bernardi	2.582
9	38	H.Soomer	4.118
10	71	C.Bergman	4.610
11	61	C.Oncu	4.768
12	21	R.Krummenacher	5.882
13	34	K.Manfredi	6.391
14	70	M.Alcoba	6.608
15	24	L.Taccini	9.598
16	42	S.Frossard	9.675
17	95	V.Takala	10.983
18	23	D.Pizzoli	11.021
19	84	M.Fabrizio	11.172
20	55	G.Hendra Pratama	11.790
21	6	M.Herrera	11.939
22	2	L.Montella	13.679
23	15	E.McManus	15.389
24	19	P.Szkopek	17.495
25	45	S.Kawasaki	18.498
26	66	N.Tuuli	19.402

Lap 5

1	4	S.Odendaal	5'08.768
2	5	P.Oettl	0.119
3	94	F.Caricasulo	0.717
4	16	J.Cluzel	0.865
5	81	M.Gonzalez	1.043
6	77	D.Aegerter	1.614
7	3	R.De Rosa	2.846
8	29	L.Bernardi	2.848
9	38	H.Soomer	3.338
10	71	C.Bergman	4.082
11	61	C.Oncu	4.489
12	21	R.Krummenacher	4.823
13	70	M.Alcoba	5.478
14	34	K.Manfredi	5.492
15	24	L.Taccini	7.573
16	84	M.Fabrizio	7.673
17	42	S.Frossard	8.339

Lap 6

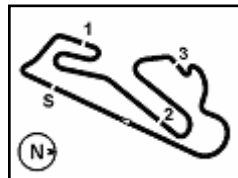
1	5	P.Oettl	8'31.330
2	4	S.Odendaal	0.200
3	94	F.Caricasulo	0.580
4	16	J.Cluzel	0.761
5	81	M.Gonzalez	1.136
6	77	D.Aegerter	1.422
7	3	R.De Rosa	2.204
8	29	L.Bernardi	2.770
9	38	H.Soomer	4.389
10	61	C.Oncu	5.102
11	71	C.Bergman	5.775
12	21	R.Krummenacher	6.487
13	34	K.Manfredi	7.572
14	70	M.Alcoba	7.785
15	42	S.Frossard	11.371
16	24	L.Taccini	12.264
17	23	D.Pizzoli	12.795
18	95	V.Takala	12.972
19	84	M.Fabrizio	13.034
20	55	G.Hendra Pratama	13.565
21	6	M.Herrera	13.779
22	2	L.Montella	17.340
23	15	E.McManus	18.206
24	66	N.Tuuli	20.757
25	19	P.Szkopek	21.751
26	45	S.Kawasaki	22.396

29/05/2021

These data/results cannot be reproduced, stored and/or transmitted in whole or in part by any manner of electronic, mechanical, photocopying, recording, broadcasting or otherwise now known or herein after developed without the previous express consent by the copyright owner, except for reproduction in daily press and regular printed publications on sale to the public within 60 days of the event related to those data/results and always provided that copyright symbol appears together as follows below.

© DORNA WSBK ORGANIZATION Srl 2021





Gaerne Estoril Round, 28-30 May 2021

Lap Chart Race 1

18	24	L.Taccini	24.086
19	6	M.Herrera	24.500
20	95	V.Takala	25.393
21	94	F.Caricasulo	25.556
22	55	G.Hendra Pratama	25.932
23	15	E.McManus	37.748
24	2	L.Montella	37.761
25	19	P.Szkopek	43.820
26	45	S.Kawasaki	45.514

11	66	N.Tuuli	22.482
12	70	M.Alcoba	22.945
13	94	F.Caricasulo	27.383
14	42	S.Frossard	28.050
15	23	D.Pizzoli	28.231
16	84	M.Fabrizio	29.179
17	24	L.Taccini	29.529
18	95	V.Takala	29.808
19	6	M.Herrera	30.531
20	55	G.Hendra Pratama	30.760
21	2	L.Montella	45.882
22	15	E.McManus	46.629
23	19	P.Szkopek	53.758
24	45	S.Kawasaki	1'00.616

8	38	H.Soomer	9.298
9	21	R.Krummenacher	11.142
10	71	C.Bergman	17.419
11	66	N.Tuuli	23.237
12	94	F.Caricasulo	28.233
13	70	M.Alcoba	28.894
14	23	D.Pizzoli	32.190
15	42	S.Frossard	32.609
16	84	M.Fabrizio	33.115
17	95	V.Takala	34.286
18	24	L.Taccini	35.118
19	6	M.Herrera	35.268
20	55	G.Hendra Pratama	36.087
21	2	L.Montella	53.772
22	15	E.McManus	56.003
23	19	P.Szkopek	1'04.209
24	45	S.Kawasaki	1'16.581

Lap 12

1	5	P.Oettl	20'19.942
2	4	S.Odendaal	0.319
3	16	J.Cluzel	0.481
4	77	D.Aegerter	0.613
5	81	M.Gonzalez	0.860
6	3	R.De Rosa	2.194
7	29	L.Bernardi	5.390
8	38	H.Soomer	8.527
9	21	R.Krummenacher	9.738
10	71	C.Bergman	11.100
11	70	M.Alcoba	18.750
12	34	K.Manfredi	18.874
13	66	N.Tuuli	21.921
14	42	S.Frossard	24.645
15	23	D.Pizzoli	25.295
16	84	M.Fabrizio	25.826
17	94	F.Caricasulo	25.981
18	24	L.Taccini	26.240
19	6	M.Herrera	26.664
20	95	V.Takala	27.149
21	55	G.Hendra Pratama	27.512
22	2	L.Montella	40.348
23	15	E.McManus	40.856
24	19	P.Szkopek	47.052
25	45	S.Kawasaki	50.791
26	61	C.Oncu	1'03.936

Lap 15

1	5	P.Oettl	25'23.280
2	4	S.Odendaal	0.129
3	16	J.Cluzel	0.417
4	77	D.Aegerter	0.619
5	81	M.Gonzalez	0.919
6	3	R.De Rosa	2.393
7	29	L.Bernardi	6.453
8	38	H.Soomer	8.912
9	21	R.Krummenacher	10.426
10	71	C.Bergman	14.908
11	66	N.Tuuli	22.426
12	70	M.Alcoba	24.724
13	94	F.Caricasulo	27.710
14	42	S.Frossard	29.659
15	23	D.Pizzoli	29.865
16	84	M.Fabrizio	30.569
17	24	L.Taccini	31.055
18	95	V.Takala	31.251
19	6	M.Herrera	32.215
20	55	G.Hendra Pratama	32.581
21	2	L.Montella	48.788
22	15	E.McManus	49.572
23	19	P.Szkopek	57.507
24	45	S.Kawasaki	1'05.681

Lap 18

1	4	S.Odendaal	30'26.477
2	5	P.Oettl	0.350
3	16	J.Cluzel	0.750
4	77	D.Aegerter	0.765
5	81	M.Gonzalez	1.023
6	3	R.De Rosa	4.519
7	29	L.Bernardi	7.442
8	38	H.Soomer	9.624
9	21	R.Krummenacher	11.696
10	71	C.Bergman	19.197
11	66	N.Tuuli	23.673
12	94	F.Caricasulo	28.832
13	70	M.Alcoba	30.330
14	23	D.Pizzoli	33.769
15	42	S.Frossard	34.147
16	84	M.Fabrizio	34.544
17	95	V.Takala	35.970
18	24	L.Taccini	36.922
19	6	M.Herrera	36.927
20	55	G.Hendra Pratama	37.898
21	2	L.Montella	57.290
22	15	E.McManus	59.529
23	19	P.Szkopek	1'09.861
24	45	S.Kawasaki	1'22.100

Lap 13

1	5	P.Oettl	22'01.065
2	4	S.Odendaal	0.089
3	16	J.Cluzel	0.486
4	77	D.Aegerter	0.596
5	81	M.Gonzalez	0.897
6	3	R.De Rosa	2.346
7	29	L.Bernardi	5.791
8	38	H.Soomer	8.333
9	21	R.Krummenacher	10.004
10	71	C.Bergman	12.106
11	70	M.Alcoba	21.156
12	66	N.Tuuli	21.961
13	42	S.Frossard	26.267
14	94	F.Caricasulo	26.478
15	23	D.Pizzoli	26.716
16	84	M.Fabrizio	27.621
17	24	L.Taccini	27.840
18	6	M.Herrera	28.515
19	95	V.Takala	28.696
20	55	G.Hendra Pratama	29.151
21	2	L.Montella	43.065
22	15	E.McManus	43.486
23	19	P.Szkopek	50.389
24	45	S.Kawasaki	55.816

Lap 16

1	4	S.Odendaal	27'04.393
2	5	P.Oettl	0.067
3	16	J.Cluzel	0.337
4	77	D.Aegerter	0.450
5	81	M.Gonzalez	0.810
6	3	R.De Rosa	2.495
7	29	L.Bernardi	6.755
8	38	H.Soomer	9.135
9	21	R.Krummenacher	10.658
10	71	C.Bergman	16.547
11	66	N.Tuuli	22.843
12	70	M.Alcoba	26.739
13	94	F.Caricasulo	27.853
14	23	D.Pizzoli	31.166
15	42	S.Frossard	31.484
16	84	M.Fabrizio	31.851
17	24	L.Taccini	32.811
18	95	V.Takala	32.833
19	6	M.Herrera	33.582
20	55	G.Hendra Pratama	34.175
21	2	L.Montella	51.145
22	15	E.McManus	52.435
23	19	P.Szkopek	1'01.300
24	45	S.Kawasaki	1'10.978

Lap 14

1	5	P.Oettl	23'42.224
2	4	S.Odendaal	0.252
3	16	J.Cluzel	0.501
4	77	D.Aegerter	0.714
5	81	M.Gonzalez	0.932
6	3	R.De Rosa	2.321
7	29	L.Bernardi	6.156
8	38	H.Soomer	8.676
9	21	R.Krummenacher	10.285
10	71	C.Bergman	13.547

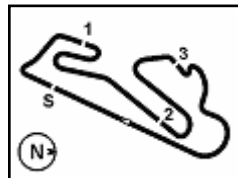
Lap 17

1	5	P.Oettl	28'45.482
2	4	S.Odendaal	0.113
3	16	J.Cluzel	0.343
4	77	D.Aegerter	0.415
5	81	M.Gonzalez	0.776
6	3	R.De Rosa	3.363
7	29	L.Bernardi	7.171

29/05/2021

These data/results cannot be reproduced, stored and/or transmitted in whole or in part by any manner of electronic, mechanical, photocopying, recording, broadcasting or otherwise now known or herein after developed without the previous express consent by the copyright owner, except for reproduction in daily press and regular printed publications on sale to the public within 60 days of the event related to those data/results and always provided that copyright symbol appears together as follows below.

© DORNA WSBK ORGANIZATION Srl 2021



Gaerne Estoril Round, 28-30 May 2021

Lap Chart Race 1

Race Pace Comparison

	4 Ode	5 Oet	16 Clu	77 Aeg	81 Gon	3 DeR	29 Ber	38 Soo	21 Kru	71 Beg	66 Tuu	94 Car	70 Alc	42 Fro
1	1'45.852	1'46.184	1'46.649	1'47.317	1'47.027	1'47.307	1'48.038	1'46.955	1'48.552	1'48.193	2'05.918	1'46.155	1'48.369	1'50.489
2	1'41.498	1'41.444	1'41.711	1'42.052	1'41.467	1'41.844	1'41.491	1'42.159	1'42.608	1'42.600	1'41.574	1'41.994	1'43.338	1'43.397
3	1'41.418	1'41.259	1'41.273	1'41.013	1'41.317	1'42.463	1'42.087	1'42.992	1'42.431	1'42.057	1'41.353	1'41.336	1'42.539	1'43.221
4	1'41.722	1'41.368	1'41.252	1'40.998	1'41.386	1'40.980	1'41.221	1'42.267	1'42.546	1'42.015	1'40.812	1'41.376	1'42.617	1'42.823
5	1'41.040	1'41.075	1'41.206	1'41.372	1'41.269	1'40.940	1'41.263	1'41.346	1'41.680	1'42.240	1'42.430	1'41.049	1'42.252	1'42.771
6	1'40.945	1'40.870	1'41.111	1'40.866	1'40.957	1'41.064	1'41.689	1'41.447	1'41.816	1'42.078	1'41.874	2'03.132	1'42.710	1'43.108
7	1'41.182	1'41.404	1'41.219	1'41.048	1'41.169	1'41.373	1'41.630	1'43.249	1'41.769	1'41.611	1'40.798	1'42.893	1'42.618	1'43.015
8	1'41.186	1'41.197	1'40.932	1'41.069	1'41.296	1'41.655	1'41.485	1'41.707	1'41.628	1'41.914	1'40.700	1'41.707	1'42.625	1'43.104
9	1'41.448	1'41.388	1'41.298	1'41.051	1'41.169	1'41.221	1'41.373	1'41.585	1'41.555	1'41.637	1'42.208	1'41.150	1'42.572	1'44.263
10	1'41.147	1'41.183	1'41.207	1'41.207	1'41.114	1'41.230	1'41.491	1'41.933	1'41.696	1'41.878	1'41.697	1'41.459	1'43.230	1'42.722
11	1'41.303	1'41.329	1'41.226	1'41.250	1'41.397	1'40.982	1'41.817	1'41.581	1'41.679	1'41.848	1'41.476	1'42.006	1'42.901	1'42.997
12	1'41.520	1'41.241	1'41.339	1'41.312	1'41.234	1'41.077	1'41.747	1'41.248	1'41.720	1'42.971	1'41.023	1'41.666	1'42.921	1'42.677
13	1'40.893	1'41.123	1'41.128	1'41.106	1'41.160	1'41.275	1'41.524	1'40.929	1'41.389	1'42.129	1'41.163	1'41.620	1'43.529	1'42.745
14	1'41.322	1'41.159	1'41.174	1'41.277	1'41.194	1'41.134	1'41.524	1'41.502	1'41.440	1'42.600	1'41.680	1'42.064	1'42.948	1'42.942
15	1'40.933	1'41.056	1'40.972	1'40.961	1'41.043	1'41.128	1'41.353	1'41.292	1'41.197	1'42.417	1'41.000	1'41.383	1'42.835	1'42.665
16	1'40.984	1'41.180	1'41.033	1'40.944	1'41.004	1'41.215	1'41.415	1'41.336	1'41.345	1'42.752	1'41.530	1'41.256	1'43.128	1'42.938
17	1'41.202	1'41.022	1'41.095	1'41.054	1'41.055	1'41.957	1'41.505	1'41.252	1'41.573	1'41.961	1'41.483	1'41.469	1'43.244	1'42.214
18	1'40.882	1'41.345	1'41.402	1'41.345	1'41.242	1'42.151	1'41.266	1'41.321	1'41.549	1'42.773	1'41.431	1'41.594	1'42.431	1'42.533

	23 Plz	84 Fab	24 Tac	95 Tak	6 Her	55 Hen	2 Mon	15 McM	19 Szk	45 Kaw	34 Man	61 Onc
1	1'51.102	1'50.869	1'49.983	1'49.941	1'51.679	1'50.450	1'51.402	1'52.858	1'52.788	1'51.707	1'48.847	1'48.630
2	1'43.433	1'43.072	1'43.055	1'43.889	1'43.680	1'43.833	1'43.598	1'44.913	1'45.539	1'44.825	1'43.025	1'42.842
3	1'43.513	1'42.500	1'43.303	1'43.784	1'43.590	1'43.911	1'43.564	1'43.891	1'44.622	1'46.838	1'42.388	1'41.785
4	1'43.228	1'44.986	1'43.512	1'43.624	1'43.245	1'43.851	1'45.370	1'43.982	1'44.801	1'45.383	1'42.386	1'41.766
5	1'42.849	1'42.937	1'43.741	1'43.064	1'42.915	1'42.850	1'44.736	1'43.892	1'45.331	1'44.973	1'42.256	1'41.409
6	1'43.095	1'43.392	1'43.658	1'43.339	1'43.509	1'43.591	1'44.808	1'45.073	1'45.181	1'44.916	1'42.815	1'41.254
7	1'43.060	1'42.670	1'43.820	1'43.648	1'43.269	1'43.275	1'47.326	1'43.746	1'44.646	1'45.395	1'42.948	1'42.280
8	1'42.913	1'42.771	1'43.032	1'43.062	1'43.217	1'43.310	1'43.879	1'44.678	1'45.312	1'45.379	1'42.565	1'41.712
9	1'43.335	1'42.867	1'42.708	1'42.874	1'42.545	1'43.507	1'43.708	1'44.110	1'44.949	1'44.828	1'42.506	1'41.822
10	1'42.897	1'42.825	1'43.022	1'43.771	1'42.822	1'43.123	1'43.302	1'44.352	1'44.812	1'44.909	1'43.139	1'41.923
11	1'43.105	1'43.421	1'42.953	1'43.098	1'42.730	1'42.932	1'44.769	1'44.954	1'44.540	1'45.062	1'42.969	1'42.087
12	1'42.707	1'43.458	1'43.395	1'42.997	1'43.405	1'42.821	1'43.828	1'44.349	1'44.473	1'46.518	1'42.972	2'36.368
13	1'42.544	1'42.918	1'42.723	1'42.670	1'42.974	1'42.762	1'43.840	1'43.753	1'44.460	1'46.148		
14	1'42.674	1'42.717	1'42.848	1'42.271	1'43.175	1'42.768	1'43.976	1'44.302	1'44.528	1'45.959		
15	1'42.690	1'42.446	1'42.582	1'42.499	1'42.740	1'42.877	1'43.962	1'43.999	1'44.805	1'46.121		
16	1'42.414	1'42.395	1'42.869	1'42.695	1'42.480	1'42.707	1'43.470	1'43.976	1'44.906	1'46.410		
17	1'42.113	1'42.353	1'43.396	1'42.542	1'42.775	1'43.001	1'43.716	1'44.657	1'43.998	1'46.692		
18	1'42.574	1'42.424	1'42.799	1'42.679	1'42.654	1'42.806	1'44.513	1'44.521	1'46.647	1'46.514		

29/05/2021

These data/results cannot be reproduced, stored and/or transmitted in whole or in part by any manner of electronic, mechanical, photocopying, recording, broadcasting or otherwise now known or herein after developed without the previous express consent by the copyright owner, except for reproduction in daily press and regular printed publications on sale to the public within 60 days of the event related to those data/results and always provided that copyright symbol appears together as follows below.

© DORNA WSBK ORGANIZATION Srl 2021

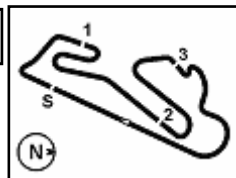
FICR PERUGIA TIMING



Official Tyre Supplier



Official Timekeeper



Gaerne Estoril Round, 28-30 May 2021

Best Sectors & Speed Race 1

RESULTS			
1	4 S. ODENDAAL	Yamaha YZF R6	Laps 18
2	5 P. OETTL	Kawasaki ZX-6R	0.350
3	16 J. CLUZEL	Yamaha YZF R6	0.750
4	77 D. AEGERTER	Yamaha YZF R6	0.765
5	81 M. GONZALEZ	Yamaha YZF R6	1.023
6	3 R. DE ROSA	Kawasaki ZX-6R	4.519
7	29 L. BERNARDI	Yamaha YZF R6	7.442
8	38 H. SOOMER	Yamaha YZF R6	9.624
9	21 R. KRUMMENACHER	Yamaha YZF R6	11.696
10	71 C. BERGMAN	Yamaha YZF R6	19.197
11	66 N. TUULI	MV Agusta F3 675	23.673
12	94 F. CARICASULO	Yamaha YZF R6	28.832
13	70 M. ALCOBA	Yamaha YZF R6	30.330
14	42 S. FROSSARD	Yamaha YZF R6	34.147
15	23 D. PIZZOLI	Yamaha YZF R6	34.269
16	84 M. FABRIZIO	Kawasaki ZX-6R	34.544
17	24 L. TACCINI	Kawasaki ZX-6R	36.922
18	95 V. TAKALA	Yamaha YZF R6	36.923
19	6 M. HERRERA	Yamaha YZF R6	36.927
20	55 G. HENDRA PRATAMA	Yamaha YZF R6	37.898
21	2 L. MONTELLA	Yamaha YZF R6	57.290
22	15 E. MCMANUS	Yamaha YZF R6	59.529
23	19 P. SZKOPEK	Yamaha YZF R6	1'09.861
24	45 S. KAWASAKI	Kawasaki ZX-6R	1'22.100
RET	34 K. MANFREDI	Yamaha YZF R6	6 Laps
RET	61 C. ONCU	Kawasaki ZX-6R	6 Laps
RET	22 F. FULIGNI	Yamaha YZF R6	

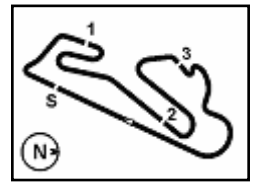
SPEED			
1	77 D. AEGERTER	Yamaha YZF R6	285.7
2	29 L. BERNARDI	Yamaha YZF R6	285.0
3	94 F. CARICASULO	Yamaha YZF R6	285.0
4	16 J. CLUZEL	Yamaha YZF R6	284.2
5	84 M. FABRIZIO	Kawasaki ZX-6R	283.5
6	4 S. ODENDAAL	Yamaha YZF R6	282.7
7	55 G. HENDRA PRATAMA	Yamaha YZF R6	282.7
8	61 C. ONCU	Kawasaki ZX-6R	282.7
9	95 V. TAKALA	Yamaha YZF R6	282.7
10	81 M. GONZALEZ	Yamaha YZF R6	282.0
11	21 R. KRUMMENACHER	Yamaha YZF R6	282.0
12	24 L. TACCINI	Kawasaki ZX-6R	282.0
13	71 C. BERGMAN	Yamaha YZF R6	282.0
14	42 S. FROSSARD	Yamaha YZF R6	280.5
15	5 P. OETTL	Kawasaki ZX-6R	280.5
16	2 L. MONTELLA	Yamaha YZF R6	279.8
17	3 R. DE ROSA	Kawasaki ZX-6R	279.8
18	23 D. PIZZOLI	Yamaha YZF R6	279.8
19	38 H. SOOMER	Yamaha YZF R6	279.8
20	6 M. HERRERA	Yamaha YZF R6	279.1
21	70 M. ALCOBA	Yamaha YZF R6	279.1
22	15 E. MCMANUS	Yamaha YZF R6	278.4
23	66 N. TUULI	MV Agusta F3 675	278.4
24	45 S. KAWASAKI	Kawasaki ZX-6R	276.9
25	34 K. MANFREDI	Yamaha YZF R6	272.0
26	19 P. SZKOPEK	Yamaha YZF R6	270.7

SEG. 1		SEG. 2		SEG. 3		SEG. 4		
1	94 F. CARICASULO	20.432	1	16 J. CLUZEL	24.516	1	66 N. TUULI	31.710
2	16 J. CLUZEL	20.459	2	4 S. ODENDAAL	24.665	2	77 D. AEGERTER	31.788
3	38 H. SOOMER	20.462	3	38 H. SOOMER	24.728	3	81 M. GONZALEZ	31.860
4	4 S. ODENDAAL	20.468	4	29 L. BERNARDI	24.737	4	3 R. DE ROSA	31.891
5	5 P. OETTL	20.479	5	66 N. TUULI	24.737	5	16 J. CLUZEL	31.897
6	66 N. TUULI	20.497	6	77 D. AEGERTER	24.757	6	94 F. CARICASULO	31.916
7	3 R. DE ROSA	20.541	7	81 M. GONZALEZ	24.809	7	4 S. ODENDAAL	31.923
8	21 R. KRUMMENACHER	20.567	8	21 R. KRUMMENACHER	24.826	8	29 L. BERNARDI	31.929
9	77 D. AEGERTER	20.580	9	5 P. OETTL	24.845	9	61 C. ONCU	31.963
10	81 M. GONZALEZ	20.582	10	3 R. DE ROSA	24.854	10	5 P. OETTL	31.972
11	61 C. ONCU	20.663	11	94 F. CARICASULO	24.859	11	71 C. BERGMAN	31.988
12	29 L. BERNARDI	20.666	12	61 C. ONCU	24.867	12	38 H. SOOMER	32.032
13	71 C. BERGMAN	20.738	13	34 K. MANFREDI	24.952	13	21 R. KRUMMENACHER	32.057
14	95 V. TAKALA	20.797	14	71 C. BERGMAN	24.959	14	34 K. MANFREDI	32.118
15	42 S. FROSSARD	20.811	15	23 D. PIZZOLI	25.054	15	84 M. FABRIZIO	32.190
16	70 M. ALCOBA	20.813	16	6 M. HERRERA	25.073	16	95 V. TAKALA	32.202
17	55 G. HENDRA PRATAMA	20.815	17	95 V. TAKALA	25.096	17	70 M. ALCOBA	32.254
18	24 L. TACCINI	20.835	18	84 M. FABRIZIO	25.097	18	24 L. TACCINI	32.274
19	23 D. PIZZOLI	20.838	19	24 L. TACCINI	25.105	19	42 S. FROSSARD	32.276
20	84 M. FABRIZIO	20.838	20	42 S. FROSSARD	25.148	20	23 D. PIZZOLI	32.289
21	6 M. HERRERA	20.900	21	70 M. ALCOBA	25.210	21	6 M. HERRERA	32.355
22	34 K. MANFREDI	20.904	22	55 G. HENDRA PRATAMA	25.212	22	55 G. HENDRA PRATAMA	32.413
23	2 L. MONTELLA	20.919	23	15 E. MCMANUS	25.251	23	2 L. MONTELLA	32.549
24	15 E. MCMANUS	21.026	24	2 L. MONTELLA	25.374	24	15 E. MCMANUS	32.660
25	19 P. SZKOPEK	21.128	25	19 P. SZKOPEK	25.515	25	45 S. KAWASAKI	32.673
26	45 S. KAWASAKI	21.418	26	45 S. KAWASAKI	25.751	26	19 P. SZKOPEK	33.035

29/05/2021

These data/results cannot be reproduced, stored and/or transmitted in whole or in part by any manner of electronic, mechanical, photocopying, recording, broadcasting or otherwise now known or herein after developed without the previous express consent by the copyright owner, except for reproduction in daily press and regular printed publications on sale to the public within 60 days of the event related to those data/results and always provided that copyright symbol appears together as follows below.

© DORNA WSBK ORGANIZATION Srl 2021



Gaerne Estoril Round, 28-30 May 2021

Chronological Analysis Race 1

Start at 15:15'49.376

1 / 5

1° 4 S. ODENDAAL (1'40.882)								4° 77 D. AEGERTER (1'40.866)							
Lap	Seg.1	Seg.2	Seg.3	Seg.4	Lap Time	km/h	Local Time	Lap	Seg.1	Seg.2	Seg.3	Seg.4	Lap Time	km/h	Local Time
1		24.931	23.841	32.346	1'45.852		15:17'35.228	1		25.484	23.900	32.279	1'47.317		15:17'36.693
2	20.801	24.796	23.702	32.199	1'41.498	273,4	15:19'16.726	2	20.976	25.063	23.802	32.211	1'42.052	274,8	15:19'18.745
3	20.660	24.768	23.702	32.288	1'41.418	278,4	15:20'58.144	3	20.922	24.784	23.440	31.867	1'41.013	280,5	15:20'59.758
4	20.932	24.885	23.671	32.234	1'41.722	276,9	15:22'39.866	4	20.632	24.757	23.486	32.123	1'40.998	276,2	15:22'40.756
5	20.549	24.768	23.706	32.017	1'41.040	274,1	15:24'20.906	5	20.818	24.914	23.658	31.982	1'41.372	281,3	15:24'22.128
6	20.568	24.749	23.698	31.930	1'40.945	275,5	15:26'01.851	6	20.580	25.001	23.455	31.830	1'40.866	277,6	15:26'02.994
7	20.750	24.817	23.664	31.951	1'41.182	279,8	15:27'43.033	7	20.767	24.894	23.599	31.788	1'41.048	280,5	15:27'44.042
8	20.700	24.796	23.767	31.923	1'41.186	277,6	15:29'24.219	8	20.772	24.816	23.502	31.979	1'41.069	285,7	15:29'25.111
9	20.763	24.895	23.798	31.992	1'41.448	276,9	15:31'05.667	9	20.695	24.834	23.462	32.060	1'41.051	277,6	15:31'06.162
10	20.677	24.809	23.721	31.940	1'41.147	275,5	15:32'46.814	10	20.714	24.841	23.522	32.130	1'41.207	280,5	15:32'47.369
11	20.764	24.891	23.720	31.928	1'41.303	278,4	15:34'28.117	11	20.740	24.869	23.625	32.016	1'41.250	282,7	15:34'28.619
12	20.755	24.756	23.853	32.156	1'41.520	275,5	15:36'09.637	12	20.637	24.800	23.637	32.238	1'41.312	282,7	15:36'09.931
13	20.564	24.670	23.722	31.937	1'40.893	279,8	15:37'50.530	13	20.666	24.847	23.583	32.010	1'41.106	282,0	15:37'51.037
14	20.686	24.745	23.679	32.212	1'41.322	275,5	15:39'31.852	14	20.619	24.807	23.522	32.199	1'41.277	282,7	15:39'32.314
15	20.468	24.883	23.650	31.932	1'40.933	282,0	15:41'12.785	15	20.581	24.893	23.518	31.969	1'40.961	281,3	15:41'13.275
16	20.649	24.665	23.564	32.106	1'40.984	278,4	15:42'53.769	16	20.635	24.792	23.518	31.999	1'40.944	282,0	15:42'54.219
17	20.751	24.788	23.601	32.062	1'41.202	278,4	15:44'34.971	17	20.674	24.798	23.533	32.049	1'41.054	282,7	15:44'35.273
18	20.482	24.751	23.541	32.108	1'40.882	282,7	15:46'15.853	18	20.593	24.792	23.843	32.117	1'41.345	284,2	15:46'16.618
Race Time 30'26.477								Race Time 30'27.242							

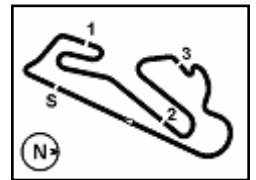
2° 5 P. OETTL (1'40.870)								5° 81 M. GONZALEZ (1'40.957)							
Lap	Seg.1	Seg.2	Seg.3	Seg.4	Lap Time	km/h	Local Time	Lap	Seg.1	Seg.2	Seg.3	Seg.4	Lap Time	km/h	Local Time
1		25.310	23.714	32.082	1'46.184		15:17'35.560	1		25.380	23.920	32.195	1'47.027		15:17'36.403
2	20.799	24.942	23.685	32.018	1'41.444	274,1	15:19'17.004	2	20.673	25.057	23.550	32.187	1'41.467	280,5	15:19'17.870
3	20.683	24.845	23.506	32.225	1'41.259	277,6	15:20'58.263	3	20.683	24.963	23.710	31.961	1'41.317	282,0	15:20'59.187
4	20.648	24.897	23.494	32.329	1'41.368	280,5	15:22'39.631	4	20.721	24.962	23.590	32.113	1'41.386	279,8	15:22'40.573
5	20.547	24.925	23.561	32.042	1'41.075	272,0	15:24'20.706	5	20.824	24.913	23.645	31.887	1'41.269	279,1	15:24'21.842
6	20.479	24.928	23.455	32.008	1'40.870	272,7	15:26'01.576	6	20.582	24.914	23.601	31.860	1'40.957	278,4	15:26'02.799
7	20.857	24.907	23.489	32.151	1'41.404	274,8	15:27'42.980	7	20.762	24.953	23.590	31.864	1'41.169	279,1	15:27'43.968
8	20.513	24.958	23.599	32.127	1'41.197	275,5	15:29'24.177	8	20.690	24.941	23.737	31.928	1'41.296	281,3	15:29'25.264
9	20.653	24.940	23.692	32.103	1'41.388	274,1	15:31'05.565	9	20.762	24.861	23.649	31.897	1'41.169	279,8	15:31'06.433
10	20.610	24.890	23.572	32.111	1'41.183	272,7	15:32'46.748	10	20.658	24.817	23.672	31.967	1'41.114	278,4	15:32'47.547
11	20.704	24.942	23.567	32.116	1'41.329	275,5	15:34'28.077	11	20.750	24.895	23.651	32.101	1'41.397	282,0	15:34'28.944
12	20.600	24.877	23.678	32.086	1'41.241	274,8	15:36'09.318	12	20.665	24.850	23.625	32.094	1'41.234	278,4	15:36'10.178
13	20.573	24.906	23.672	31.972	1'41.123	274,1	15:37'50.441	13	20.787	24.829	23.647	31.897	1'41.160	280,5	15:37'51.338
14	20.599	24.886	23.552	32.122	1'41.159	271,4	15:39'31.600	14	20.710	24.809	23.632	32.043	1'41.194	277,6	15:39'32.532
15	20.583	24.939	23.551	31.983	1'41.056	274,8	15:41'12.656	15	20.652	24.818	23.638	31.935	1'41.043	280,5	15:41'13.575
16	20.554	24.959	23.623	32.044	1'41.180	275,5	15:42'53.836	16	20.705	24.819	23.527	31.953	1'41.004	279,8	15:42'54.579
17	20.529	24.883	23.502	32.108	1'41.022	280,5	15:44'34.858	17	20.699	24.868	23.531	31.957	1'41.055	277,6	15:44'35.634
18	20.782	24.868	23.475	32.220	1'41.345	276,2	15:46'16.203	18	20.757	24.829	23.665	31.991	1'41.242	278,4	15:46'16.876
Race Time 30'26.827								Race Time 30'27.500							

3° 16 J. CLUZEL (1'40.932)								6° 3 R. DE ROSA (1'40.940)							
Lap	Seg.1	Seg.2	Seg.3	Seg.4	Lap Time	km/h	Local Time	Lap	Seg.1	Seg.2	Seg.3	Seg.4	Lap Time	km/h	Local Time
1		25.193	23.908	32.330	1'46.649		15:17'36.025	1		25.554	24.243	32.130	1'47.307		15:17'36.683
2	20.749	24.861	23.894	32.207	1'41.711	278,4	15:19'17.736	2	20.853	25.014	23.874	32.103	1'41.844	272,7	15:19'18.527
3	20.640	24.839	23.749	32.045	1'41.273	282,0	15:20'59.009	3	21.231	24.969	23.834	32.429	1'42.463	279,8	15:21'00.990
4	20.611	24.846	23.808	31.987	1'41.252	282,7	15:22'40.261	4	20.775	24.854	23.460	31.891	1'40.980	272,7	15:22'41.970
5	20.865	24.804	23.640	31.897	1'41.206	281,3	15:24'21.467	5	20.603	24.871	23.499	31.967	1'40.940	274,8	15:24'22.910
6	20.539	24.873	23.537	32.162	1'41.111	284,2	15:26'02.578	6	20.619	25.001	23.516	31.928	1'41.064	274,8	15:26'03.974
7	20.815	24.790	23.540	32.074	1'41.219	279,1	15:27'43.797	7	20.727	24.934	23.568	32.144	1'41.373	275,5	15:27'45.347
8	20.463	24.813	23.589	32.067	1'40.932	280,5	15:29'24.729	8	20.769	25.211	23.615	32.060	1'41.655	276,9	15:29'27.002
9	20.599	24.786	23.783	32.130	1'41.298	280,5	15:31'06.027	9	20.697	24.935	23.584	32.005	1'41.221	274,8	15:31'08.223
10	20.630	24.757	23.704	32.116	1'41.207	278,4	15:32'47.234	10	20.640	24.918	23.555	32.117	1'41.230	272,0	15:32'49.453
11	20.679	24.760	23.735	32.052	1'41.226	281,3	15:34'28.460	11	20.609	24.874	23.514	31.985	1'40.982	274,8	15:34'30.435
12	20.625	24.703	23.777	32.234	1'41.339	280,5	15:36'09.799	12	20.541	24.884	23.593	32.059	1'41.077	274,8	15:36'11.512
13	20.613	24.674	23.699	32.142	1'41.128	283,5	15:37'50.927	13	20.736	24.976	23.569	31.994	1'41.275	274,8	15:37'52.787
14	20.881	24.613	23.509	32.171	1'41.174	279,8	15:39'32.101	14	20.591	24.948	23.498	32.097	1'41.134	273,4	15:39'33.921
15	20.459	24.748	23.741	32.024	1'40.972	281,3	15:41'13.073	15	20.643	24.889	23.618	31.978	1'41.128	275,5	15:41'15.049
16	20.598	24.641	23.662	32.132	1'41.033	282,7	15:42'54.106	16	20.577	24.903	23.607	32.128	1'41.215	274,1	15:42'56.264
17	20.563	24.769	23.650	32.113	1'41.095	281,3	15:44'35.201	17	20.629	25.098	23.830	32.400	1'41.957	273,4	15:44'38.221
18	20.939	24.516	23.759	32.188	1'41.402	280,5	15:46'16.603	18	20.755	25.183	23.797	32.416	1'42.151	273,4	15:46'20.372
Race Time 30'27.227								Race Time 30'30.996							

29/05/2021 P = Pits In/Out - C = Lap Time Cancelled

These data/results cannot be reproduced, stored and/or transmitted in whole or in part by any manner of electronic, mechanical, photocopying, recording, broadcasting or otherwise now known or herein after developed without the previous express consent by the copyright owner, except for reproduction in daily press and regular printed publications on sale to the public within 60 days of the event related to those data/results and always provided that copyright symbol appears together as follows below.

© DORNA WSBK ORGANIZATION Srl 2021



Gaerne Estoril Round, 28-30 May 2021 Chronological Analysis Race 1

Circuito Estoril 4.182 m

Start at 15:15'49.376

2 / 5

7° 29 L. BERNARDI (1'41.221)								10° 71 C. BERGMAN (1'41.611)							
Lap	Seg.1	Seg.2	Seg.3	Seg.4	Lap Time	km/h	Local Time	Lap	Seg.1	Seg.2	Seg.3	Seg.4	Lap Time	km/h	Local Time
1		25.516	24.097	32.326	1'48.038		15:17'37.414	1		25.587	24.168	32.636	1'48.193		15:17'37.569
2	20.823	24.779	23.785	32.104	1'41.491	278,4	15:19'18.905	2	21.004	25.125	24.001	32.470	1'42.600	281,3	15:19'20.169
3	21.035	24.807	23.709	32.536	1'42.087	285,0	15:21'00.992	3	20.877	25.027	23.860	32.293	1'42.057	275,5	15:21'02.226
4	20.947	24.737	23.571	31.966	1'41.221	278,4	15:22'42.213	4	20.904	25.112	23.863	32.136	1'42.015	276,2	15:22'44.241
5	20.822	24.808	23.672	31.961	1'41.263	279,8	15:24'23.476	5	20.990	25.170	24.060	32.020	1'42.240	275,5	15:24'26.481
6	20.813	25.121	23.634	32.121	1'41.689	279,8	15:26'05.165	6	20.959	25.146	23.779	32.194	1'42.078	276,2	15:26'08.559
7	20.823	24.885	23.709	32.213	1'41.630	279,1	15:27'46.795	7	20.847	25.021	23.723	32.020	1'41.611	274,8	15:27'50.170
8	20.729	24.865	23.747	32.144	1'41.485	279,8	15:29'28.280	8	20.821	25.102	23.847	32.144	1'41.914	280,5	15:29'32.084
9	20.832	24.868	23.572	32.101	1'41.373	279,8	15:31'09.653	9	20.738	24.959	23.899	32.041	1'41.637	278,4	15:31'13.721
10	20.935	25.018	23.609	31.929	1'41.491	275,5	15:32'51.144	10	20.911	25.075	23.687	32.205	1'41.878	274,8	15:32'55.599
11	20.785	24.949	23.796	32.287	1'41.817	278,4	15:34'32.961	11	20.979	25.057	23.824	31.988	1'41.848	276,9	15:34'37.447
12	20.829	24.897	23.867	32.154	1'41.747	277,6	15:36'14.708	12	21.770	25.051	23.895	32.255	1'42.971	282,0	15:36'20.418
13	20.769	24.931	23.669	32.155	1'41.524	277,6	15:37'56.232	13	20.921	25.140	23.955	32.113	1'42.129	274,8	15:38'02.547
14	20.734	24.960	23.793	32.037	1'41.524	275,5	15:39'37.756	14	20.830	25.615	23.917	32.238	1'42.600	273,4	15:39'45.147
15	20.755	24.894	23.717	31.987	1'41.353	278,4	15:41'19.109	15	20.880	25.221	24.113	32.203	1'42.417	276,9	15:41'27.564
16	20.762	24.899	23.705	32.049	1'41.415	277,6	15:43'00.524	16	21.096	25.306	24.028	32.322	1'42.752	274,1	15:43'10.316
17	20.767	24.840	23.786	32.112	1'41.505	276,9	15:44'42.029	17	20.889	25.122	23.703	32.247	1'41.961	274,8	15:44'52.277
18	20.666	24.775	23.699	32.126	1'41.266	279,1	15:46'23.295	18	20.900	25.239	23.895	32.739	1'42.773	274,1	15:46'35.050
Race Time 30'33.919								Race Time 30'45.674							

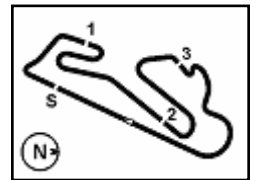
8° 38 H. SOOMER (1'40.929)								11° 66 N. TUULI (1'40.700)							
Lap	Seg.1	Seg.2	Seg.3	Seg.4	Lap Time	km/h	Local Time	Lap	Seg.1	Seg.2	Seg.3	Seg.4	Lap Time	km/h	Local Time
1		25.154	23.825	32.518	1'46.955		15:17'36.331	1		25.753	23.936	32.303	2'05.918		15:17'55.294
2	20.983	25.231	23.712	32.233	1'42.159	276,9	15:19'18.490	2	20.723	25.226	23.671	31.954	1'41.574	270,0	15:19'36.868
3	21.387	25.109	23.809	32.687	1'42.992	276,9	15:21'01.482	3	20.675	25.040	23.649	31.989	1'41.353	274,8	15:21'18.221
4	20.824	24.728	24.458	32.257	1'42.267	279,8	15:22'43.749	4	20.497	24.931	23.523	31.861	1'40.812	275,5	15:22'59.033
5	20.647	24.904	23.739	32.056	1'41.346	274,8	15:24'25.095	5	20.789	25.423	23.881	32.337	1'42.430	277,6	15:24'41.463
6	20.645	24.937	23.587	32.278	1'41.447	274,8	15:26'06.542	6	20.553	24.889	23.719	32.713	1'41.874	272,7	15:26'23.337
7	22.304	25.092	23.515	32.338	1'43.249	276,2	15:27'49.791	7	20.628	24.737	23.593	31.840	1'40.798	277,6	15:28'04.135
8	20.603	24.997	23.743	32.364	1'41.707	278,4	15:29'31.498	8	20.565	24.793	23.632	31.710	1'40.700	275,5	15:29'44.835
9	20.701	24.958	23.879	32.047	1'41.585	277,6	15:31'13.083	9	21.026	25.231	23.717	32.234	1'42.208	277,6	15:31'27.043
10	20.868	24.952	23.768	32.345	1'41.933	277,6	15:32'55.016	10	21.011	24.782	23.625	32.279	1'41.697	278,4	15:33'08.740
11	20.809	24.914	23.436	32.422	1'41.581	277,6	15:34'36.597	11	20.959	24.953	23.638	31.926	1'41.476	276,9	15:34'50.216
12	20.597	24.849	23.611	32.191	1'41.248	275,5	15:36'17.845	12	20.545	24.887	23.558	32.033	1'41.023	274,8	15:36'31.239
13	20.462	24.840	23.595	32.032	1'40.929	275,5	15:37'58.774	13	20.547	24.823	23.570	32.223	1'41.163	274,8	15:38'12.402
14	20.617	25.134	23.498	32.253	1'41.502	272,7	15:39'40.276	14	20.822	24.898	23.820	32.140	1'41.680	274,8	15:39'54.082
15	20.507	24.938	23.673	32.174	1'41.292	275,5	15:41'21.568	15	20.527	24.918	23.599	31.956	1'41.000	276,9	15:41'35.082
16	20.553	25.050	23.490	32.243	1'41.336	274,8	15:43'02.904	16	20.786	24.978	23.673	32.093	1'41.530	272,0	15:43'16.612
17	20.674	24.941	23.505	32.132	1'41.252	274,1	15:44'44.156	17	20.673	24.959	23.710	32.141	1'41.483	275,5	15:44'58.095
18	20.583	24.919	23.630	32.189	1'41.321	276,2	15:46'25.477	18	20.844	24.924	23.650	32.013	1'41.431	273,4	15:46'39.526
Race Time 30'36.101								Race Time 30'50.150							

9° 21 R. KRUMMENACHER (1'41.197)								12° 94 F. CARICASULO (1'41.049)							
Lap	Seg.1	Seg.2	Seg.3	Seg.4	Lap Time	km/h	Local Time	Lap	Seg.1	Seg.2	Seg.3	Seg.4	Lap Time	km/h	Local Time
1		25.919	24.165	32.483	1'48.552		15:17'37.928	1		25.223	23.765	32.207	1'46.155		15:17'35.531
2	21.287	25.263	23.708	32.350	1'42.608	281,3	15:19'20.536	2	21.032	24.970	23.852	32.140	1'41.994	276,2	15:19'17.525
3	21.404	25.036	23.846	32.145	1'42.431	277,6	15:21'02.967	3	20.612	24.948	23.713	32.063	1'41.336	278,4	15:20'58.861
4	20.870	24.840	23.950	32.886	1'42.546	279,1	15:22'45.513	4	20.595	24.949	23.674	32.158	1'41.376	276,9	15:22'40.237
5	20.840	24.974	23.635	32.231	1'41.680	276,2	15:24'27.193	5	20.766	24.863	23.504	31.916	1'41.049	276,9	15:24'21.286
6	20.811	24.983	23.707	32.315	1'41.816	276,2	15:26'09.009	6	20.517	44.232	24.343	34.040	2'03.132	279,1	15:26'24.418
7	21.003	24.910	23.703	32.153	1'41.769	275,5	15:27'50.778	7	21.242	24.997	24.223	32.431	1'42.893	268,7	15:28'07.311
8	20.750	24.859	23.722	32.297	1'41.628	279,1	15:29'32.406	8	20.547	25.118	23.748	32.294	1'41.707	274,8	15:29'49.018
9	20.691	24.903	23.797	32.164	1'41.555	279,1	15:31'13.961	9	20.484	24.859	23.641	32.166	1'41.150	276,2	15:31'30.168
10	20.908	24.894	23.755	32.139	1'41.696	278,4	15:32'55.657	10	20.437	25.260	23.684	32.078	1'41.459	275,5	15:33'11.627
11	20.691	25.024	23.723	32.241	1'41.679	282,0	15:34'37.336	11	20.621	25.200	23.681	32.504	1'42.006	279,1	15:34'53.633
12	20.900	24.826	23.633	32.361	1'41.720	278,4	15:36'19.056	12	20.432	25.191	23.687	32.356	1'41.666	285,0	15:36'35.299
13	20.687	24.874	23.651	32.177	1'41.389	275,5	15:38'00.445	13	20.672	24.871	23.708	32.369	1'41.620	282,7	15:38'16.919
14	20.674	24.905	23.576	32.285	1'41.440	274,8	15:39'41.885	14	20.852	25.158	23.855	32.199	1'42.064	279,1	15:39'58.983
15	20.567	25.008	23.565	32.057	1'41.197	276,9	15:41'23.082	15	20.585	24.986	23.612	32.200	1'41.383	277,6	15:41'40.366
16	20.608	24.906	23.512	32.319	1'41.345	276,2	15:43'04.427	16	20.564	24.913	23.504	32.275	1'41.256	272,0	15:43'21.622
17	20.724	24.908	23.583	32.358	1'41.573	275,5	15:44'46.000	17	20.558	25.013	23.639	32.259	1'41.469	274,1	15:45'03.091
18	20.713	25.004	23.570	32.262	1'41.549	275,5	15:46'27.549	18	20.660	24.902	23.751	32.281	1'41.594	275,5	15:46'44.685
Race Time 30'38.173								Race Time 30'55.309							

29/05/2021 P = Pits In/Out - C = Lap Time Cancelled

These data/results cannot be reproduced, stored and/or transmitted in whole or in part by any manner of electronic, mechanical, photocopying, recording, broadcasting or otherwise now known or herein after developed without the previous express consent by the copyright owner, except for reproduction in daily press and regular printed publications on sale to the public within 60 days of the event related to those data/results and always provided that copyright symbol appears together as follows below.

© DORNA WSBK ORGANIZATION Srl 2021



Gaerne Estoril Round, 28-30 May 2021

Chronological Analysis Race 1

Start at 15:15'49.376

13° 70 M. ALCOBA (1'42.252)								16° 84 M. FABRIZIO (1'42.353)							
Lap	Seg.1	Seg.2	Seg.3	Seg.4	Lap Time	km/h	Local Time	Lap	Seg.1	Seg.2	Seg.3	Seg.4	Lap Time	km/h	Local Time
1		25.596	24.218	32.501	1'48.369		15:17'37.745	1		26.225	24.584	32.938	1'50.869		15:17'40.245
2	20.981	25.764	24.030	32.563	1'43.338	278,4	15:19'21.083	2	21.201	25.206	24.147	32.518	1'43.072	274,8	15:19'23.317
3	20.990	25.242	23.966	32.311	1'42.539	279,1	15:21'03.622	3	21.036	25.207	23.899	32.358	1'42.500	280,5	15:21'05.817
4	21.142	25.210	23.918	32.347	1'42.617	274,1	15:22'46.239	4	23.155	25.511	24.025	32.295	1'44.986	282,0	15:22'50.803
5	20.878	25.291	23.829	32.254	1'42.252	278,4	15:24'28.491	5	21.137	25.366	23.925	32.509	1'42.937	277,6	15:24'33.740
6	20.941	25.490	23.914	32.365	1'42.710	276,9	15:26'11.201	6	21.096	25.947	24.037	32.312	1'43.392	281,3	15:26'17.132
7	21.098	25.243	23.967	32.310	1'42.618	272,7	15:27'53.819	7	21.033	25.229	24.060	32.348	1'42.670	283,5	15:27'59.802
8	20.871	25.377	23.907	32.470	1'42.625	272,0	15:29'36.444	8	21.251	25.378	23.910	32.232	1'42.771	278,4	15:29'42.573
9	20.958	25.285	23.924	32.405	1'42.572	270,7	15:31'19.016	9	20.993	25.240	24.086	32.548	1'42.867	275,5	15:31'25.440
10	21.459	25.288	24.046	32.437	1'43.230	270,7	15:33'02.246	10	20.941	25.291	23.970	32.623	1'42.825	273,4	15:33'08.265
11	20.876	25.604	23.952	32.469	1'42.901	271,4	15:34'45.147	11	21.419	25.500	24.073	32.429	1'43.421	271,4	15:34'51.686
12	20.903	25.419	24.049	32.550	1'42.921	271,4	15:36'28.068	12	21.035	25.567	24.406	32.450	1'43.458	276,9	15:36'35.144
13	21.104	25.412	24.252	32.761	1'43.529	270,7	15:38'11.597	13	21.251	25.237	24.043	32.387	1'42.918	276,2	15:38'18.062
14	21.081	25.441	24.007	32.419	1'42.948	268,0	15:39'54.545	14	21.105	25.146	24.119	32.347	1'42.717	275,5	15:40'00.779
15	20.813	25.367	24.064	32.591	1'42.835	275,5	15:41'37.380	15	20.915	25.366	23.975	32.190	1'42.446	279,1	15:41'43.225
16	21.036	25.477	24.093	32.522	1'43.128	268,0	15:43'20.508	16	20.865	25.232	23.962	32.336	1'42.395	276,2	15:43'25.620
17	20.996	25.475	24.208	32.565	1'43.244	270,0	15:45'03.752	17	21.085	25.097	23.897	32.274	1'42.353	276,2	15:45'07.973
18	20.974	25.315	23.856	32.286	1'42.431	273,4	15:46'46.183	18	20.838	25.183	24.075	32.328	1'42.424	276,9	15:46'50.397
Race Time 30'56.807								Race Time 31'01.021							

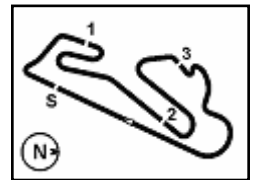
14° 42 S. FROSSARD (1'42.214)								17° 24 L. TACCINI (1'42.582)							
Lap	Seg.1	Seg.2	Seg.3	Seg.4	Lap Time	km/h	Local Time	Lap	Seg.1	Seg.2	Seg.3	Seg.4	Lap Time	km/h	Local Time
1		26.001	24.558	32.752	1'50.489		15:17'39.865	1		25.818	24.614	32.594	1'49.983		15:17'39.359
2	20.840	25.308	24.331	32.918	1'43.397	279,8	15:19'23.262	2	20.927	25.245	24.191	32.692	1'43.055	276,9	15:19'22.414
3	21.298	25.240	24.122	32.561	1'43.221	280,5	15:21'06.483	3	21.073	25.249	24.300	32.681	1'43.303	276,9	15:21'05.717
4	20.964	25.186	23.972	32.701	1'42.823	277,6	15:22'49.306	4	21.162	25.305	24.281	32.764	1'43.512	275,5	15:22'49.229
5	20.913	25.363	24.019	32.476	1'42.771	280,5	15:24'32.077	5	21.247	25.455	24.393	32.646	1'43.741	274,8	15:24'32.970
6	21.001	25.438	23.974	32.695	1'43.108	272,0	15:26'15.185	6	20.980	25.638	24.373	32.667	1'43.658	274,1	15:26'16.628
7	21.020	25.380	24.113	32.502	1'43.015	271,4	15:27'58.200	7	20.948	25.279	24.479	33.114	1'43.820	274,8	15:28'00.448
8	20.963	25.321	24.118	32.702	1'43.104	273,4	15:29'41.304	8	20.953	25.303	24.215	32.561	1'43.032	274,8	15:29'43.480
9	20.967	25.357	25.439	32.500	1'44.263	271,4	15:31'25.567	9	20.835	25.105	24.265	32.503	1'42.708	276,9	15:31'26.188
10	21.053	25.204	24.058	32.407	1'42.722	276,9	15:33'08.289	10	21.056	25.196	24.317	32.453	1'43.022	279,8	15:33'09.210
11	21.140	25.326	24.173	32.358	1'42.997	273,4	15:34'51.286	11	21.107	25.308	24.147	32.391	1'42.953	279,1	15:34'52.163
12	20.876	25.265	23.938	32.598	1'42.677	274,8	15:36'33.963	12	21.037	25.217	24.449	32.692	1'43.395	282,0	15:36'35.558
13	20.986	25.186	23.959	32.614	1'42.745	272,0	15:38'16.708	13	21.008	25.251	24.190	32.274	1'42.723	279,8	15:38'18.281
14	20.936	25.296	24.216	32.494	1'42.942	272,0	15:39'59.650	14	21.017	25.232	24.158	32.441	1'42.848	279,1	15:40'01.129
15	20.811	25.258	24.064	32.532	1'42.665	278,4	15:41'42.315	15	20.848	25.167	24.170	32.397	1'42.582	281,3	15:41'43.711
16	20.887	25.265	24.336	32.450	1'42.938	270,7	15:43'25.253	16	21.036	25.237	24.111	32.485	1'42.869	275,5	15:43'26.580
17	20.981	25.148	23.809	32.276	1'42.214	276,2	15:45'07.467	17	21.364	25.333	24.254	32.445	1'43.396	274,1	15:45'09.976
18	20.935	25.292	23.923	32.383	1'42.533	274,8	15:46'50.000	18	21.035	25.252	24.127	32.385	1'42.799	276,9	15:46'52.775
Race Time 31'00.624								Race Time 31'03.399							

15° 23 D. PIZZOLI (1'42.113)								18° 95 V. TAKALA (1'42.271)							
Lap	Seg.1	Seg.2	Seg.3	Seg.4	Lap Time	km/h	Local Time	Lap	Seg.1	Seg.2	Seg.3	Seg.4	Lap Time	km/h	Local Time
1		26.061	24.595	33.031	1'51.102		15:17'40.478	1		25.888	24.545	32.863	1'49.941		15:17'39.317
2	21.127	25.236	24.233	32.837	1'43.433	275,5	15:19'23.911	2	21.177	25.346	24.326	33.040	1'43.889	275,5	15:19'23.206
3	21.042	25.578	24.364	32.529	1'43.513	279,1	15:21'07.424	3	21.570	25.327	24.326	32.561	1'43.784	276,2	15:21'06.990
4	21.175	25.055	23.937	33.061	1'43.228	277,6	15:22'50.652	4	20.947	25.325	24.055	33.297	1'43.624	280,5	15:22'50.614
5	21.048	25.288	24.089	32.424	1'42.849	274,8	15:24'33.501	5	20.891	25.182	24.285	32.706	1'43.064	276,2	15:24'33.678
6	20.962	25.321	24.212	32.600	1'43.095	274,8	15:26'16.596	6	21.363	25.455	23.926	32.595	1'43.339	279,8	15:26'17.017
7	21.310	25.118	24.145	32.487	1'43.060	269,3	15:27'59.656	7	21.404	25.257	24.311	32.676	1'43.648	280,5	15:28'00.665
8	21.126	25.200	23.978	32.609	1'42.913	272,7	15:29'42.569	8	20.984	25.240	24.101	32.737	1'43.062	281,3	15:29'43.727
9	21.218	25.185	24.239	32.693	1'43.335	270,0	15:31'25.904	9	20.993	25.177	24.156	32.548	1'42.874	282,0	15:31'26.601
10	21.030	25.054	24.174	32.639	1'42.897	274,8	15:33'08.801	10	21.215	26.141	23.919	32.496	1'43.771	279,8	15:33'10.372
11	21.276	25.322	24.094	32.413	1'43.105	275,5	15:34'51.906	11	21.110	25.323	24.065	32.600	1'43.098	279,8	15:34'53.470
12	21.023	25.233	23.957	32.494	1'42.707	276,9	15:36'34.613	12	21.062	25.216	24.015	32.704	1'42.997	279,1	15:36'36.467
13	20.922	25.068	23.881	32.673	1'42.544	273,4	15:38'17.157	13	20.936	25.219	24.116	32.399	1'42.670	279,8	15:38'19.137
14	20.988	25.097	24.131	32.458	1'42.674	274,8	15:39'59.831	14	20.797	25.101	24.032	32.341	1'42.271	282,7	15:40'01.408
15	20.849	25.213	24.037	32.591	1'42.690	279,8	15:41'42.521	15	20.854	25.096	24.347	32.202	1'42.499	282,7	15:41'43.907
16	20.961	25.084	23.982	32.387	1'42.414	273,4	15:43'24.935	16	21.015	25.316	24.026	32.338	1'42.695	282,7	15:43'26.602
17	20.838	25.054	23.932	32.289	1'42.113	272,0	15:45'07.048	17	21.095	25.115	23.896	32.436	1'42.542	279,1	15:45'09.144
18	20.995	25.073	23.982	32.524	1'42.574	271,4	15:46'49.622	18	20.812	25.239	24.128	32.500	1'42.679	276,9	15:46'51.823
Race Time 31'00.246 + 0.500Pen								Race Time 31'02.447 + 0.953Pen							

29/05/2021 P = Pits In/Out - C = Lap Time Cancelled

These data/results cannot be reproduced, stored and/or transmitted in whole or in part by any manner of electronic, mechanical, photocopying, recording, broadcasting or otherwise now known or herein after developed without the previous express consent by the copyright owner, except for reproduction in daily press and regular printed publications on sale to the public within 60 days of the event related to those data/results and always provided that copyright symbol appears together as follows below.

© DORNA WSBK ORGANIZATION Srl 2021



Gaerne Estoril Round, 28-30 May 2021

Chronological Analysis Race 1

Start at 15:15'49.376

4 / 5

19° 6 M. HERRERA (1'42.480)								22° 15 E. MCMANUS (1'43.746)							
Lap	Seg.1	Seg.2	Seg.3	Seg.4	Lap Time	km/h	Local Time	Lap	Seg.1	Seg.2	Seg.3	Seg.4	Lap Time	km/h	Local Time
1		26.588	24.642	32.930	1'51.679		15:17'41.055	1		26.517	24.912	32.974	1'52.858		15:17'42.234
2	21.131	25.535	24.260	32.754	1'43.680	275,5	15:19'24.735	2	21.194	25.925	24.807	32.987	1'44.913	278,4	15:19'27.147
3	21.151	25.343	24.479	32.617	1'43.590	273,4	15:21'08.325	3	21.346	25.343	24.461	32.741	1'43.891	276,9	15:21'11.038
4	21.121	25.240	24.249	32.635	1'43.245	279,1	15:22'51.570	4	21.234	25.510	24.341	32.897	1'43.982	274,8	15:22'55.020
5	21.067	25.307	24.152	32.389	1'42.915	276,9	15:24'34.485	5	21.026	25.251	24.381	33.234	1'43.892	274,1	15:24'38.912
6	21.180	25.525	24.235	32.569	1'43.509	276,9	15:26'17.994	6	21.181	25.715	24.466	33.711	1'45.073	273,4	15:26'23.985
7	21.223	25.249	24.202	32.595	1'43.269	271,4	15:28'01.263	7	21.157	25.278	24.651	32.660	1'43.746	275,5	15:28'07.731
8	21.141	25.319	24.297	32.460	1'43.217	275,5	15:29'44.480	8	21.372	25.382	24.645	33.279	1'44.678	276,2	15:29'52.409
9	21.090	25.079	24.021	32.355	1'42.545	276,2	15:31'27.025	9	21.045	25.565	24.422	33.078	1'44.110	274,1	15:31'36.519
10	21.270	25.118	24.006	32.428	1'42.822	263,4	15:33'09.847	10	21.159	25.508	24.442	33.243	1'44.352	271,4	15:33'20.871
11	21.065	25.082	24.118	32.465	1'42.730	274,8	15:34'52.577	11	21.425	25.590	24.579	33.360	1'44.954	270,0	15:35'05.825
12	20.996	25.190	24.497	32.722	1'43.405	277,6	15:36'35.982	12	21.303	25.585	24.511	32.950	1'44.349	270,7	15:36'50.174
13	21.053	25.118	24.149	32.654	1'42.974	274,8	15:38'18.956	13	21.348	25.406	24.316	32.683	1'43.753	273,4	15:38'33.927
14	21.348	25.161	24.038	32.428	1'43.175	272,0	15:40'02.131	14	21.064	25.574	24.346	33.318	1'44.302	274,1	15:40'18.229
15	21.006	25.204	24.076	32.454	1'42.740	277,6	15:41'44.871	15	21.064	25.479	24.493	32.963	1'43.999	275,5	15:42'02.228
16	20.900	25.097	24.057	32.426	1'42.480	272,0	15:43'27.351	16	21.043	25.618	24.354	32.961	1'43.976	273,4	15:43'46.204
17	21.049	25.073	24.207	32.446	1'42.775	274,8	15:45'10.126	17	21.139	25.310	24.895	33.313	1'44.657	272,7	15:45'30.861
18	21.047	25.082	23.952	32.573	1'42.654	268,0	15:46'52.780	18	21.310	25.572	24.660	32.979	1'44.521	270,7	15:47'15.382
Race Time 31'03.404								Race Time 31'26.006							

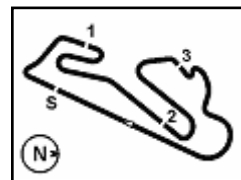
20° 55 G. HENDRA PRATAMA (1'42.707)								23° 19 P. SZKOPEK (1'43.998)							
Lap	Seg.1	Seg.2	Seg.3	Seg.4	Lap Time	km/h	Local Time	Lap	Seg.1	Seg.2	Seg.3	Seg.4	Lap Time	km/h	Local Time
1		26.139	24.662	32.859	1'50.450		15:17'39.826	1		26.783	24.930	33.179	1'52.788		15:17'42.164
2	21.161	25.403	24.295	32.974	1'43.833	275,5	15:19'23.659	2	21.568	25.688	25.118	33.165	1'45.539	270,7	15:19'27.703
3	21.226	25.499	24.418	32.768	1'43.911	281,3	15:21'07.570	3	21.363	25.743	24.481	33.035	1'44.622	270,7	15:21'12.325
4	21.288	25.392	24.133	33.038	1'43.851	280,5	15:22'51.421	4	21.384	25.654	24.407	33.356	1'44.801	267,3	15:22'57.126
5	20.944	25.258	24.112	32.536	1'42.850	276,9	15:24'34.271	5	21.849	25.679	24.410	33.393	1'45.331	264,7	15:24'42.457
6	21.161	25.567	24.162	32.701	1'43.591	277,6	15:26'17.862	6	21.500	25.975	24.364	33.342	1'45.181	264,1	15:26'27.638
7	21.061	25.332	24.172	32.710	1'43.275	276,2	15:28'01.137	7	21.272	25.824	24.508	33.042	1'44.646	266,0	15:28'12.284
8	21.075	25.400	24.094	32.741	1'43.310	277,6	15:29'44.447	8	21.514	25.834	24.613	33.351	1'45.312	265,4	15:29'57.596
9	21.325	25.297	24.234	32.651	1'43.507	274,8	15:31'27.954	9	21.353	25.716	24.668	33.212	1'44.949	263,4	15:31'42.545
10	21.200	25.212	24.144	32.567	1'43.123	275,5	15:33'11.077	10	21.462	25.608	24.534	33.208	1'44.812	259,6	15:33'27.357
11	20.960	25.380	24.136	32.456	1'42.932	274,8	15:34'54.009	11	21.256	25.731	24.419	33.134	1'44.540	265,4	15:35'11.897
12	20.875	25.272	24.128	32.546	1'42.821	279,1	15:36'36.830	12	21.235	25.568	24.520	33.150	1'44.473	265,4	15:36'56.370
13	21.057	25.256	24.036	32.413	1'42.762	277,6	15:38'19.592	13	21.271	25.593	24.434	33.162	1'44.460	264,1	15:38'40.830
14	21.073	25.217	23.994	32.484	1'42.768	276,9	15:40'02.360	14	21.242	25.515	24.481	33.290	1'44.528	264,7	15:40'25.358
15	21.032	25.257	24.060	32.528	1'42.877	282,7	15:41'45.237	15	21.393	25.593	24.479	33.340	1'44.805	264,1	15:42'10.163
16	20.815	25.279	24.086	32.527	1'42.707	274,8	15:43'27.944	16	21.372	25.799	24.426	33.309	1'44.906	264,1	15:43'55.069
17	21.073	25.281	24.130	32.517	1'43.001	276,2	15:45'10.945	17	21.128	25.553	24.220	33.097	1'43.998	266,7	15:45'39.067
18	20.827	25.214	24.087	32.678	1'42.806	276,2	15:46'53.751	18	21.682	25.791	25.455	33.719	1'46.647	262,1	15:47'25.714
Race Time 31'04.375								Race Time 31'36.338							

21° 2 L. MONTELLA (1'43.302)								24° 45 S. KAWASAKI (1'44.825)							
Lap	Seg.1	Seg.2	Seg.3	Seg.4	Lap Time	km/h	Local Time	Lap	Seg.1	Seg.2	Seg.3	Seg.4	Lap Time	km/h	Local Time
1		26.243	24.581	32.965	1'51.402		15:17'40.778	1		26.471	24.744	32.673	1'51.707		15:17'41.083
2	21.075	25.551	24.347	32.625	1'43.598	277,6	15:19'24.376	2	21.619	25.798	24.530	32.878	1'44.825	276,9	15:19'25.908
3	21.099	25.567	24.349	32.549	1'43.564	276,9	15:21'07.940	3	23.506	25.854	24.544	32.934	1'46.838	274,8	15:21'12.746
4	21.747	25.374	24.776	33.473	1'45.370	279,8	15:22'53.310	4	21.679	26.173	24.675	32.856	1'45.383	272,7	15:22'58.129
5	21.237	26.108	24.571	32.820	1'44.736	272,7	15:24'38.046	5	21.428	25.837	24.654	33.054	1'44.973	272,7	15:24'43.102
6	21.518	25.878	24.450	32.962	1'44.808	270,7	15:26'22.854	6	21.597	25.892	24.567	32.860	1'44.916	270,7	15:26'28.018
7	24.494	25.744	24.438	32.650	1'47.326	270,7	15:28'10.180	7	21.613	25.958	24.596	33.228	1'45.395	273,4	15:28'13.413
8	21.070	25.597	24.264	32.948	1'43.879	272,7	15:29'54.059	8	21.513	26.038	24.790	33.038	1'45.379	273,4	15:29'58.792
9	21.110	25.604	24.343	32.651	1'43.708	272,7	15:31'37.767	9	21.440	25.852	24.611	32.925	1'44.828	271,4	15:31'43.620
10	21.024	25.426	24.184	32.668	1'43.302	272,7	15:33'21.069	10	21.418	25.751	24.666	33.074	1'44.909	272,7	15:33'28.529
11	21.422	25.789	24.394	33.164	1'44.769	276,9	15:35'05.838	11	21.675	25.779	24.567	33.041	1'45.062	271,4	15:35'13.591
12	21.100	25.481	24.278	32.969	1'43.828	272,0	15:36'49.666	12	21.450	26.041	24.675	34.352	1'46.518	272,0	15:37'00.109
13	21.165	25.451	24.383	32.841	1'43.840	269,3	15:38'33.506	13	21.746	26.148	24.776	33.478	1'46.148	264,7	15:38'46.257
14	21.093	25.415	24.365	33.103	1'43.976	270,7	15:40'17.482	14	21.724	26.022	24.807	33.406	1'45.959	268,0	15:40'32.216
15	21.127	25.528	24.464	32.843	1'43.962	273,4	15:42'01.444	15	21.880	26.180	24.958	33.103	1'46.121	269,3	15:42'18.337
16	20.919	25.574	24.272	32.705	1'43.470	270,7	15:43'44.914	16	21.804	26.468	24.892	33.246	1'46.410	269,3	15:44'04.747
17	20.929	25.483	24.247	33.057	1'43.716	272,7	15:45'28.630	17	21.838	25.974	24.869	34.011	1'46.692	271,4	15:45'51.439
18	21.090	25.893	24.375	33.155	1'44.513	270,7	15:47'13.143	18	21.657	26.159	25.216	33.482	1'46.514	268,0	15:47'37.953
Race Time 31'23.767								Race Time 31'48.577							

29/05/2021 P = Pits In/Out - C = Lap Time Cancelled

These data/results cannot be reproduced, stored and/or transmitted in whole or in part by any manner of electronic, mechanical, photocopying, recording, broadcasting or otherwise now known or herein after developed without the previous express consent by the copyright owner, except for reproduction in daily press and regular printed publications on sale to the public within 60 days of the event related to those data/results and always provided that copyright symbol appears together as follows below.

© DORNA WSBK ORGANIZATION Srl 2021



Gaerne Estoril Round, 28-30 May 2021

Chronological Analysis Race 1

Start at 15:15'49.376

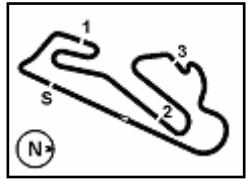
RET 34 K. MANFREDI (1'42.256)							
Lap	Seg.1	Seg.2	Seg.3	Seg.4	Lap Time	km/h	Local Time
1		25.740	24.306	32.337	1'48.847		15:17'38.223
2	21.149	25.563	23.981	32.332	1'43.025	271,4	15:19'21.248
3	21.047	25.222	24.001	32.118	1'42.388	272,0	15:21'03.636
4	21.333	24.952	23.759	32.342	1'42.386	271,4	15:22'46.022
5	20.954	25.225	23.799	32.278	1'42.256	270,7	15:24'28.278
6	20.904	25.527	23.918	32.466	1'42.815	270,7	15:26'11.093
7	21.381	25.229	24.044	32.294	1'42.948	269,3	15:27'54.041
8	21.008	25.321	23.892	32.344	1'42.565	270,7	15:29'36.606
9	21.097	25.209	23.992	32.208	1'42.506	271,4	15:31'19.112
10	20.945	25.512	24.012	32.670	1'43.139	268,7	15:33'02.251
11	21.132	25.429	24.176	32.232	1'42.969	268,0	15:34'45.220
12	21.025	25.274	24.248	32.425	1'42.972	269,3	15:36'28.192
Race Time 20'38.816							

RET 61 C. ONCU (1'41.254)							
Lap	Seg.1	Seg.2	Seg.3	Seg.4	Lap Time	km/h	Local Time
1		25.818	24.152	32.363	1'48.630		15:17'38.006
2	20.985	25.802	23.861	32.194	1'42.842	282,7	15:19'20.848
3	20.916	24.981	23.875	32.013	1'41.785	279,8	15:21'02.633
4	20.991	24.951	23.800	32.024	1'41.766	276,9	15:22'44.399
5	20.664	25.086	23.696	31.963	1'41.409	279,1	15:24'25.808
6	20.663	24.992	23.600	31.999	1'41.254	274,8	15:26'07.062
7	21.424	25.033	23.677	32.146	1'42.280	276,9	15:27'49.342
8	20.823	25.087	23.660	32.142	1'41.712	275,5	15:29'31.054
9	20.950	24.954	23.662	32.256	1'41.822	273,4	15:31'12.876
10	20.828	25.013	23.812	32.270	1'41.923	270,0	15:32'54.799
11	20.849	25.101	23.977	32.160	1'42.087	272,0	15:34'36.886
12	20.950	24.867	23.911	1'26.640	2'36.368P	276,9	15:37'13.254
Race Time 21'23.878							

29/05/2021 P = Pits In/Out - C = Lap Time Cancelled

These data/results cannot be reproduced, stored and/or transmitted in whole or in part by any manner of electronic, mechanical, photocopying, recording, broadcasting or otherwise now known or herein after developed without the previous express consent by the copyright owner, except for reproduction in daily press and regular printed publications on sale to the public within 60 days of the event related to those data/results and always provided that copyright symbol appears together as follows below.

© DORNA WSBK ORGANIZATION Srl 2021



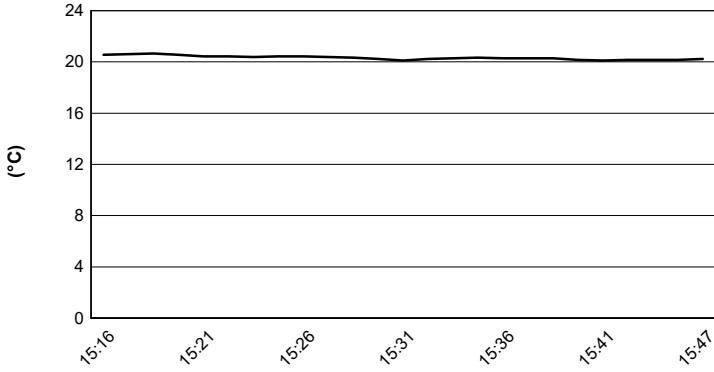
Circuito Estoril 4.182 m

Gaerne Estoril Round, 28-30 May 2021

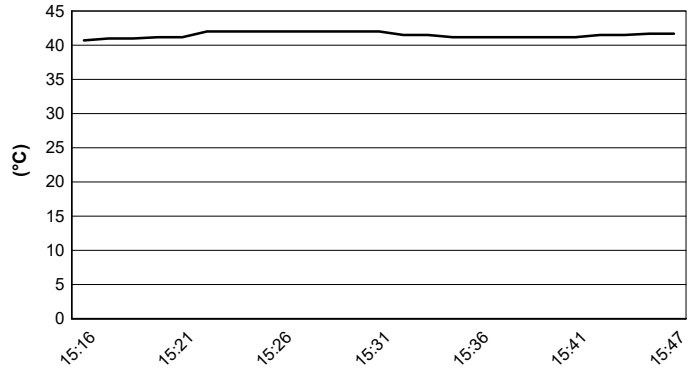
Weather Report Race 1

Session started 15:16 - Session ended 15:48

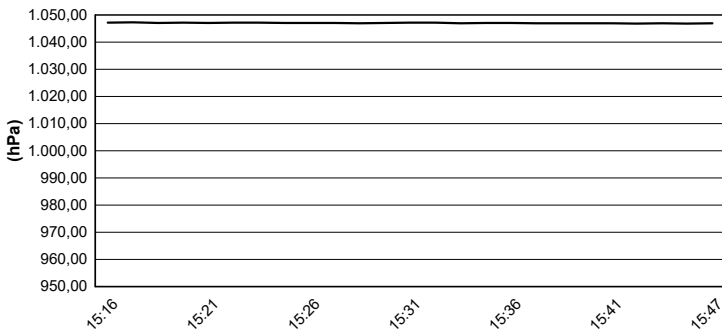
Air Temperature



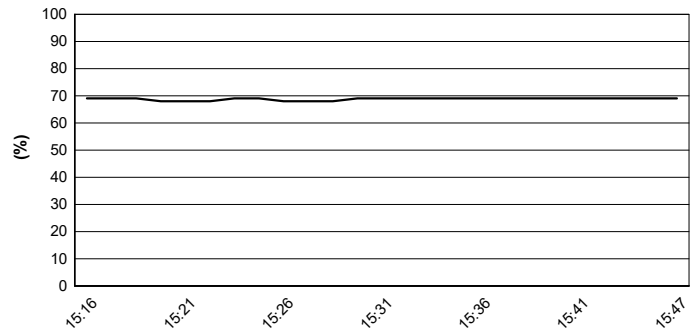
Track Temperature



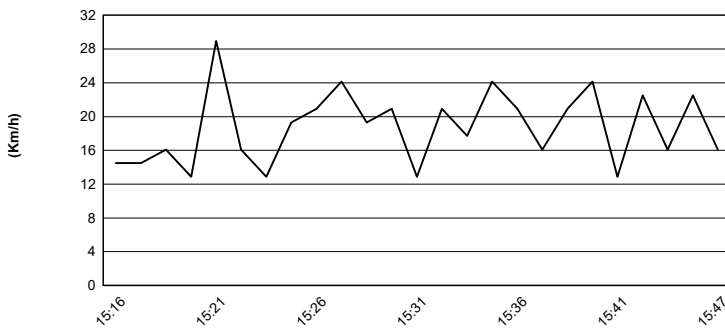
Air Pressure



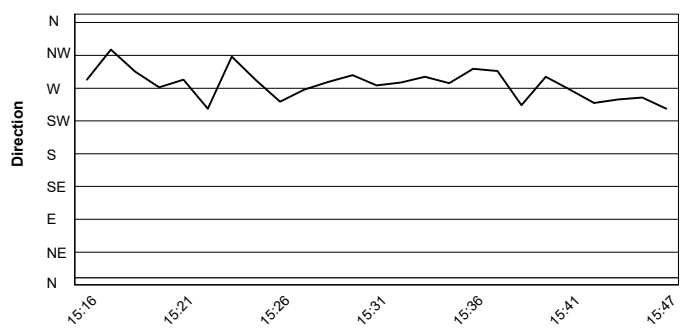
Humidity



Wind Speed



Wind Direction

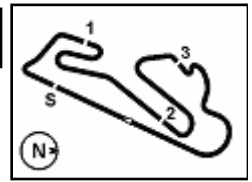


29/05/2021

These data/results cannot be reproduced, stored and/or transmitted in whole or in part by any manner of electronic, mechanical, photocopying, recording, broadcasting or otherwise now known or herein after developed without the previous express consent by the copyright owner, except for reproduction in daily press and regular printed publications on sale to the public within 60 days of the event related to those data/results and always provided that copyright symbol appears together as follows below.

© DORNA WSBK ORGANIZATION Srl 2021





Circuito Estoril 4.182 m

Gaerne Estoril Round, 28-30 May 2021 Manufacturers Standings

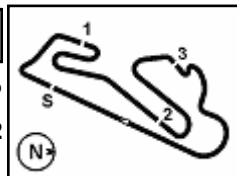
	Points	Points From First	Points From Previous	May 23	May 30	June 13	July 25	August 22	August 8	September 5	September 19	September 26	October 3	October 17	November 14			
				ARAGON	ESTORIL	MISANO	ASSEN	NAVARRA	MOST	MAGNY-COURS	BARCELONA	JEREZ	PORTIMAO	VILLICUM	MANDALIKA			
1	YAMAHA	75		25 1	25 1	25 1												
2	KAWASAKI	56	19	16 2	20 2	20 2												
3	MV AGUSTA	5	70 51		5 3													

29/05/2021 First Line: Championship Standings - Second Line: Ranking Progression

These data/results cannot be reproduced, stored and/or transmitted in whole or in part by any manner of electronic, mechanical, photocopying, recording, broadcasting or otherwise now known or herein after developed without the previous express consent by the copyright owner, except for reproduction in daily press and regular printed publications on sale to the public within 60 days of the event related to those data/results and always provided that copyright symbol appears together as follows below.

© DORNA WSBK ORGANIZATION Srl 2021





Gaerne Estoril Round, 28-30 May 2021

Best Lap & Speed

No.	Rider Bike	Nat	Best Lap		FP1		FP2		SP		RC1							
			LL	SPD	LL	SPD	LL	SPD	LL	SPD	LL	SPD						
1	94 F. CARICASULO Yamaha YZF R6	ITA	1'39.973	68 284,9	1'40.982	20 279,0	1'40.748	20 279,0	1'39.973	10 281,2	1'41.049	18 284,9						
2	5 P. OETTL Kawasaki ZX-6R	GER	1'40.094	62 282,7	1'41.192	17 279,0	1'40.887	18 276,2	1'40.094	9 282,7	1'40.870	18 280,5						
3	4 S. ODENDAAL Yamaha YZF R6	RSA	1'40.184	59 283,4	1'41.322	16 283,4	1'41.066	16 279,0	1'40.184	9 281,9	1'40.882	18 282,7						
4	16 J. CLUZEL Yamaha YZF R6	FRA	1'40.219	60 284,2	1'41.978	13 276,2	1'40.735	20 276,9	1'40.219	9 283,4	1'40.932	18 284,2						
5	77 D. AEGERTER Yamaha YZF R6	SUI	1'40.291	67 285,7	1'41.802	19 276,2	1'40.571	20 278,3	1'40.291	10 280,5	1'40.866	18 285,7						
6	3 R. DE ROSA Kawasaki ZX-6R	ITA	1'40.458	64 279,7	1'41.215	17 276,2	1'41.255	20 275,5	1'40.458	9 279,7	1'40.940	18 279,7						
7	66 N. TUULI MV Agusta F3 675	FIN	1'40.554	47 284,2	1'43.800	2 270,0	1'41.196	18 276,2	1'40.554	9 284,2	1'40.700	18 278,3						
8	38 H. SOOMER Yamaha YZF R6	EST	1'40.567	61 281,9	1'41.916	16 275,5	1'41.736	18 276,2	1'40.567	9 281,9	1'40.929	18 279,7						
9	29 L. BERNARDI Yamaha YZF R6	RSM	1'40.664	56 284,9	1'41.611	17 279,7	1'41.656	17 283,4	1'40.664	4 283,4	1'41.221	18 284,9						
10	81 M. GONZALEZ Yamaha YZF R6	ESP	1'40.772	63 281,9	1'41.434	15 274,1	1'40.910	22 278,3	1'40.772	8 281,9	1'40.957	18 281,9						
11	71 C. BERGMAN Yamaha YZF R6	SWE	1'41.017	59 281,9	1'41.435	19 276,9	1'41.017	12 274,8	1'41.556	10 278,3	1'41.611	18 281,9						
12	21 R. KRUMMENACHER Yamaha YZF R6	SUI	1'41.040	66 281,9	1'41.457	17 277,6	1'41.203	21 275,5	1'41.040	10 280,5	1'41.197	18 281,9						
13	61 C. ONCU Kawasaki ZX-6R	TUR	1'41.254	55 284,9	1'41.870	16 281,9	1'41.849	21 274,8	1'41.331	6 284,9	1'41.254	12 282,7						
14	34 K. MANFREDI Yamaha YZF R6	ITA	1'41.550	55 272,7	1'42.058	17 272,7	1'42.026	18 272,7	1'41.550	8 272,0	1'42.256	12 272,0						
15	70 M. ALCOBA Yamaha YZF R6	ESP	1'41.596	44 279,0	1'46.455	2 270,6	1'42.928	16 267,9	1'41.596	8 279,0	1'42.252	18 279,0						
16	84 M. FABRIZIO Kawasaki ZX-6R	ITA	1'41.678	65 283,4	1'43.217	20 272,0	1'41.857	18 273,4	1'41.678	9 279,0	1'42.353	18 283,4						
17	22 F. FULIGNI Yamaha YZF R6	ITA	1'42.036	35 278,3	1'43.596	9 278,3	1'42.884	17 278,3	1'42.036	9 278,3								
18	23 D. PIZZOLI Yamaha YZF R6	ITA	1'42.067	58 279,7	1'42.919	16 272,0	1'42.414	16 277,6	1'42.067	8 279,0	1'42.113	18 279,7						
19	42 S. FROSSARD Yamaha YZF R6	SUI	1'42.106	66 280,5	1'43.891	19 270,6	1'43.427	20 272,7	1'42.106	9 276,9	1'42.214	18 280,5						
20	95 V. TAKALA Yamaha YZF R6	FIN	1'42.271	67 282,7	1'43.264	19 273,4	1'42.632	21 273,4	1'42.296	9 279,7	1'42.271	18 282,7						
21	6 M. HERRERA Yamaha YZF R6	ESP	1'42.480	50 279,0	1'45.855	6 269,3	1'43.678	17 270,0	1'42.831	9 275,5	1'42.480	18 279,0						
22	24 L. TACCINI Kawasaki ZX-6R	ITA	1'42.582	63 281,9	1'45.548	17 272,0	1'44.000	19 274,8	1'42.779	9 276,2	1'42.582	18 281,9						
23	55 G. HENDRA PRATAMA Yamaha YZF R6	INA	1'42.675	49 282,7	1'43.498	13 278,3	1'43.416	9 266,6	1'42.675	9 280,5	1'42.707	18 282,7						
24	2 L. MONTELLA Yamaha YZF R6	ITA	1'42.994	60 279,7	1'44.655	16 279,7	1'43.880	17 270,6	1'42.994	9 272,7	1'43.302	18 279,7						
25	15 E. MCMANUS Yamaha YZF R6	IRL	1'43.350	64 278,3	1'45.843	18 272,7	1'44.589	19 275,5	1'43.350	9 276,2	1'43.746	18 278,3						

29/05/2021

These data/results cannot be reproduced, stored and/or transmitted in whole or in part by any manner of electronic, mechanical, photocopying, recording, broadcasting or otherwise now known or herein after developed without the previous express consent by the copyright owner, except for reproduction in daily press and regular printed publications on sale to the public within 60 days of the event related to those data/results and always provided that copyright symbol appears together as follows below.

© DORNA WSBK ORGANIZATION Srl 2021

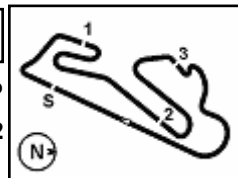
FICR PERUGIA TIMING



Official Tyre Supplier



Official Timekeeper



Circuito Estoril 4.182 m

Gaerne Estoril Round, 28-30 May 2021

Best Lap & Speed

2 / 2

No.	Rider Bike	Nat	Best Lap		FP1		FP2		SP		RC1							
			LL	SPD	LL	SPD	LL	SPD	LL	SPD	LL	SPD						
26	19 P. SZKOPEK Yamaha YZF R6	POL	1'43.681		1'45.161		1'44.954		1'43.681		1'43.998							
			57	270,6	14	270,0	17	266,6	8	270,6	18	270,6						
27	45 S. KAWASAKI Kawasaki ZX-6R	JPN	1'44.652		1'45.946		1'45.547		1'44.652		1'44.825							
			64	281,9	18	272,0	18	271,3	10	281,9	18	276,9						

29/05/2021

These data/results cannot be reproduced, stored and/or transmitted in whole or in part by any manner of electronic, mechanical, photocopying, recording, broadcasting or otherwise now known or herein after developed without the previous express consent by the copyright owner, except for reproduction in daily press and regular printed publications on sale to the public within 60 days of the event related to those data/results and always provided that copyright symbol appears together as follows below.

© DORNA WSBK ORGANIZATION Srl 2021

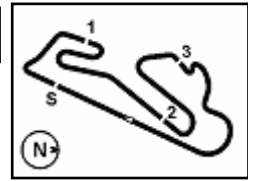
FKR PERUGIA TIMING



Official Tyre Supplier



Official Timekeeper



Gaerne Estoril Round, 28-30 May 2021
Pirelli Best Lap Award

	Points	Points From First	Points From Previous	May 23 ARAGON	May 30 ESTORIL	June 13 MISANO	July 25 ASSEN	August 22 NAVARRA	August 8 MOST	September 5 MAGNY-COURS	September 19 BARCELONA	September 26 JEREZ	October 3 PORTIMAO	October 17 VILLICUM	November 14 MANDALIKA			
1 TUULI Niki (FIN)	2			1	1													
2 DE ROSA Raffaele (ITA)	1	1		1														

29/05/2021 First Line: Championship Standings - Second Line: Ranking Progression
 These data/results cannot be reproduced, stored and/or transmitted in whole or in part by any manner of electronic, mechanical, photocopying, recording, broadcasting or otherwise now known or herein after developed without the previous express consent by the copyright owner, except for reproduction in daily press and regular printed publications on sale to the public within 60 days of the event related to those data/results and always provided that copyright symbol appears together as follows below.
 © DORNA WSBK ORGANIZATION Srl 2021

