

Circuito Estoril 4.182 m

1 / 5

## Gaerne Estoril Round, 28-30 May 2021

### Chronological Analysis Race 1

Start at 15:15'49.376

1° 4 S. ODENDAAL (1'40.882)								4° 77 D. AEGERTER (1'40.866)							
Lap	Seg.1	Seg.2	Seg.3	Seg.4	Lap Time	km/h	Local Time	Lap	Seg.1	Seg.2	Seg.3	Seg.4	Lap Time	km/h	Local Time
1		24.931	23.841	32.346	1'45.852		15:17'35.228	1		25.484	23.900	32.279	1'47.317		15:17'36.693
2	20.801	24.796	23.702	32.199	1'41.498	273,4	15:19'16.726	2	20.976	25.063	23.802	32.211	1'42.052	274,8	15:19'18.745
3	20.660	24.768	23.702	32.288	1'41.418	278,4	15:20'58.144	3	20.922	24.784	<b>23.440</b>	31.867	1'41.013	280,5	15:20'59.758
4	20.932	24.885	23.671	32.234	1'41.722	276,9	15:22'39.866	4	20.632	<b>24.757</b>	23.486	32.123	1'40.998	276,2	15:22'40.756
5	20.549	24.768	23.706	32.017	1'41.040	274,1	15:24'20.906	5	20.818	24.914	23.658	31.982	1'41.372	281,3	15:24'22.128
6	20.568	24.749	23.698	31.930	1'40.945	275,5	15:26'01.851	6	<b>20.580</b>	25.001	23.455	31.830	<b>1'40.866</b>	277,6	15:26'02.994
7	20.750	24.817	23.664	31.951	1'41.182	279,8	15:27'43.033	7	20.767	24.894	23.599	<b>31.788</b>	1'41.048	280,5	15:27'44.042
8	20.700	24.796	23.767	<b>31.923</b>	1'41.186	277,6	15:29'24.219	8	20.772	24.816	23.502	31.979	1'41.069	<b>285,7</b>	15:29'25.111
9	20.763	24.895	23.798	31.992	1'41.448	276,9	15:31'05.667	9	20.695	24.834	23.462	32.060	1'41.051	277,6	15:31'06.162
10	20.677	24.809	23.721	31.940	1'41.147	275,5	15:32'46.814	10	20.714	24.841	23.522	32.130	1'41.207	280,5	15:32'47.369
11	20.764	24.891	23.720	31.928	1'41.303	278,4	15:34'28.117	11	20.740	24.869	23.625	32.016	1'41.250	282,7	15:34'28.619
12	20.755	24.756	23.853	32.156	1'41.520	275,5	15:36'09.637	12	20.637	24.800	23.637	32.238	1'41.312	282,7	15:36'09.931
13	20.564	24.670	23.722	31.937	1'40.893	279,8	15:37'50.530	13	20.666	24.847	23.583	32.010	1'41.106	282,0	15:37'51.037
14	20.686	24.745	23.679	32.212	1'41.322	275,5	15:39'31.852	14	20.619	24.807	23.522	32.199	1'41.277	282,7	15:39'32.314
15	<b>20.468</b>	24.883	23.650	31.932	1'40.933	282,0	15:41'12.785	15	20.581	24.893	23.518	31.969	1'40.961	281,3	15:41'13.275
16	20.649	<b>24.665</b>	23.564	32.106	1'40.984	278,4	15:42'53.769	16	20.635	24.792	23.518	31.999	1'40.944	282,0	15:42'54.219
17	20.751	24.788	23.601	32.062	1'41.202	278,4	15:44'34.971	17	20.674	24.798	23.533	32.049	1'41.054	282,7	15:44'35.273
18	20.482	24.751	<b>23.541</b>	32.108	<b>1'40.882</b>	<b>282,7</b>	15:46'15.853	18	20.593	24.792	23.843	32.117	1'41.345	284,2	15:46'16.618
Race Time 30'26.477								Race Time 30'27.242							

2° 5 P. OETTL (1'40.870)								5° 81 M. GONZALEZ (1'40.957)							
Lap	Seg.1	Seg.2	Seg.3	Seg.4	Lap Time	km/h	Local Time	Lap	Seg.1	Seg.2	Seg.3	Seg.4	Lap Time	km/h	Local Time
1		25.310	23.714	32.082	1'46.184		15:17'35.560	1		25.380	23.920	32.195	1'47.027		15:17'36.403
2	20.799	24.942	23.685	32.018	1'41.444	274,1	15:19'17.004	2	20.673	25.057	23.550	32.187	1'41.467	280,5	15:19'17.870
3	20.683	<b>24.845</b>	23.506	32.225	1'41.259	277,6	15:20'58.263	3	20.683	24.963	23.710	31.961	1'41.317	<b>282,0</b>	15:20'59.187
4	20.648	24.897	23.494	32.329	1'41.368	<b>280,5</b>	15:22'39.631	4	20.721	24.962	23.590	32.113	1'41.386	279,8	15:22'40.573
5	20.547	24.925	23.561	32.042	1'41.075	272,0	15:24'20.706	5	20.824	24.913	23.645	31.887	1'41.269	279,1	15:24'21.842
6	<b>20.479</b>	24.928	<b>23.455</b>	32.008	<b>1'40.870</b>	272,7	15:26'01.576	6	<b>20.582</b>	24.914	23.601	<b>31.860</b>	<b>1'40.957</b>	278,4	15:26'02.799
7	20.857	24.907	23.489	32.151	1'41.404	274,8	15:27'42.980	7	20.762	24.953	23.590	31.864	1'41.169	279,1	15:27'43.968
8	20.513	24.958	23.599	32.127	1'41.197	275,5	15:29'24.177	8	20.690	24.941	23.737	31.928	1'41.296	281,3	15:29'25.264
9	20.653	24.940	23.692	32.103	1'41.388	274,1	15:31'05.565	9	20.762	24.861	23.649	31.897	1'41.169	279,8	15:31'06.433
10	20.610	24.890	23.572	32.111	1'41.183	272,7	15:32'46.748	10	20.658	24.817	23.672	31.967	1'41.114	278,4	15:32'47.547
11	20.704	24.942	23.567	32.116	1'41.329	275,5	15:34'28.077	11	20.750	24.895	23.651	32.101	1'41.397	<b>282,0</b>	15:34'28.944
12	20.600	24.877	23.678	32.086	1'41.241	274,8	15:36'09.318	12	20.665	24.850	23.625	32.094	1'41.234	278,4	15:36'10.178
13	20.573	24.906	23.672	<b>31.972</b>	1'41.123	274,1	15:37'50.441	13	20.787	24.829	23.647	31.897	1'41.160	280,5	15:37'51.338
14	20.599	24.886	23.552	32.122	1'41.159	271,4	15:39'31.600	14	20.710	<b>24.809</b>	23.632	32.043	1'41.194	277,6	15:39'32.532
15	20.583	24.939	23.551	31.983	1'41.056	274,8	15:41'12.656	15	20.652	24.818	23.638	31.935	1'41.043	280,5	15:41'13.575
16	20.554	24.959	23.623	32.044	1'41.180	275,5	15:42'53.836	16	20.705	24.819	<b>23.527</b>	31.953	1'41.004	279,8	15:42'54.579
17	20.529	24.883	23.502	32.108	1'41.022	<b>280,5</b>	15:44'34.858	17	20.699	24.868	23.531	31.957	1'41.055	277,6	15:44'35.634
18	20.782	24.868	23.475	32.220	1'41.345	276,2	15:46'16.203	18	20.757	24.829	23.665	31.991	1'41.242	278,4	15:46'16.876
Race Time 30'26.827								Race Time 30'27.500							

3° 16 J. CLUZEL (1'40.932)								6° 3 R. DE ROSA (1'40.940)							
Lap	Seg.1	Seg.2	Seg.3	Seg.4	Lap Time	km/h	Local Time	Lap	Seg.1	Seg.2	Seg.3	Seg.4	Lap Time	km/h	Local Time
1		25.193	23.908	32.330	1'46.649		15:17'36.025	1		25.554	24.243	32.130	1'47.307		15:17'36.683
2	20.749	24.861	23.894	32.207	1'41.711	278,4	15:19'17.736	2	20.853	25.014	23.874	32.103	1'41.844	272,7	15:19'18.527
3	20.640	24.839	23.749	32.045	1'41.273	282,0	15:20'59.009	3	21.231	24.969	23.834	32.429	1'42.463	<b>279,8</b>	15:21'00.990
4	20.611	24.846	23.808	31.987	1'41.252	282,7	15:22'40.261	4	20.775	<b>24.854</b>	<b>23.460</b>	<b>31.891</b>	1'40.980	272,7	15:22'41.970
5	20.865	24.804	23.640	<b>31.897</b>	1'41.206	281,3	15:24'21.467	5	20.603	24.871	23.499	31.967	<b>1'40.940</b>	274,8	15:24'22.910
6	20.539	24.873	23.537	32.162	1'41.111	<b>284,2</b>	15:26'02.578	6	20.619	25.001	23.516	31.928	1'41.064	274,8	15:26'03.974
7	20.815	24.790	23.540	32.074	1'41.219	279,1	15:27'43.797	7	20.727	24.934	23.568	32.144	1'41.373	275,5	15:27'45.347
8	20.463	24.813	23.589	32.067	<b>1'40.932</b>	280,5	15:29'24.729	8	20.769	25.211	23.615	32.060	1'41.655	276,9	15:29'27.002
9	20.599	24.786	23.783	32.130	1'41.298	280,5	15:31'06.027	9	20.697	24.935	23.584	32.005	1'41.221	274,8	15:31'08.223
10	20.630	24.757	23.704	32.116	1'41.207	278,4	15:32'47.234	10	20.640	24.918	23.555	32.117	1'41.230	272,0	15:32'49.453
11	20.679	24.760	23.735	32.052	1'41.226	281,3	15:34'28.460	11	20.609	24.874	23.514	31.985	1'40.982	274,8	15:34'30.435
12	20.625	24.703	23.777	32.234	1'41.339	280,5	15:36'09.799	12	<b>20.541</b>	24.884	23.593	32.059	1'41.077	274,8	15:36'11.512
13	20.613	24.674	23.699	32.142	1'41.128	283,5	15:37'50.927	13	20.736	24.976	23.569	31.994	1'41.275	274,8	15:37'52.787
14	20.881	24.613	<b>23.509</b>	32.171	1'41.174	279,8	15:39'32.101	14	20.591	24.948	23.498	32.097	1'41.134	273,4	15:39'33.921
15	<b>20.459</b>	24.748	23.741	32.024	1'40.972	281,3	15:41'13.073	15	20.643	24.889	23.618	31.978	1'41.128	275,5	15:41'15.049
16	20.598	24.641	23.662	32.132	1'41.033	282,7	15:42'54.106	16	20.577	24.903	23.607	32.128	1'41.215	274,1	15:42'56.264
17	20.563	24.769	23.650	32.113	1'41.095	281,3	15:44'35.201	17	20.629	25.098	23.830	32.400	1'41.957	273,4	15:44'38.221
18	20.939	<b>24.516</b>	23.759	32.188	1'41.402	280,5	15:46'16.603	18	20.755	25.183	23.797	32.416	1'42.151	273,4	15:46'20.372
Race Time 30'27.227								Race Time 30'30.996							

29/05/2021 P = Pits In/Out - C = Lap Time Cancelled

These data/results cannot be reproduced, stored and/or transmitted in whole or in part by any manner of electronic, mechanical, photocopying, recording, broadcasting or otherwise now known or herein after developed without the previous express consent by the copyright owner, except for reproduction in daily press and regular printed publications on sale to the public within 60 days of the event related to those data/results and always provided that copyright symbol appears together as follows below.

© DORNA WSBK ORGANIZATION Srl 2021

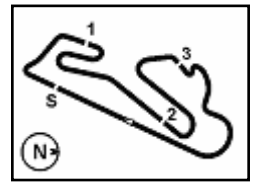
FICR PERUGIA TIMING



Official Tyre Supplier



Official Timekeeper



### Gaerne Estoril Round, 28-30 May 2021 Chronological Analysis Race 1

Circuito Estoril 4.182 m

Start at 15:15'49.376

2 / 5

7° 29 L. BERNARDI (1'41.221)								10° 71 C. BERGMAN (1'41.611)							
Lap	Seg.1	Seg.2	Seg.3	Seg.4	Lap Time	km/h	Local Time	Lap	Seg.1	Seg.2	Seg.3	Seg.4	Lap Time	km/h	Local Time
1		25.516	24.097	32.326	1'48.038		15:17'37.414	1		25.587	24.168	32.636	1'48.193		15:17'37.569
2	20.823	24.779	23.785	32.104	1'41.491	278,4	15:19'18.905	2	21.004	25.125	24.001	32.470	1'42.600	281,3	15:19'20.169
3	21.035	24.807	23.709	32.536	1'42.087	<b>285,0</b>	15:21'00.992	3	20.877	25.027	23.860	32.293	1'42.057	275,5	15:21'02.226
4	20.947	<b>24.737</b>	<b>23.571</b>	31.966	<b>1'41.221</b>	278,4	15:22'42.213	4	20.904	25.112	23.863	32.136	1'42.015	276,2	15:22'44.241
5	20.822	24.808	23.672	31.961	1'41.263	279,8	15:24'23.476	5	20.990	25.170	24.060	32.020	1'42.240	275,5	15:24'26.481
6	20.813	25.121	23.634	32.121	1'41.689	279,8	15:26'05.165	6	20.959	25.146	23.779	32.194	1'42.078	276,2	15:26'08.559
7	20.823	24.885	23.709	32.213	1'41.630	279,1	15:27'46.795	7	20.847	25.021	23.723	32.020	<b>1'41.611</b>	274,8	15:27'50.170
8	20.729	24.865	23.747	32.144	1'41.485	279,8	15:29'28.280	8	20.821	25.102	23.847	32.144	1'41.914	280,5	15:29'32.084
9	20.832	24.868	23.572	32.101	1'41.373	279,8	15:31'09.653	9	<b>20.738</b>	<b>24.959</b>	23.899	32.041	1'41.637	278,4	15:31'13.721
10	20.935	25.018	23.609	<b>31.929</b>	1'41.491	275,5	15:32'51.144	10	20.911	25.075	<b>23.687</b>	32.205	1'41.878	274,8	15:32'55.599
11	20.785	24.949	23.796	32.287	1'41.817	278,4	15:34'32.961	11	20.979	25.057	23.824	<b>31.988</b>	1'41.848	276,9	15:34'37.447
12	20.829	24.897	23.867	32.154	1'41.747	277,6	15:36'14.708	12	21.770	25.051	23.895	32.255	1'42.971	<b>282,0</b>	15:36'20.418
13	20.769	24.931	23.669	32.155	1'41.524	277,6	15:37'56.232	13	20.921	25.140	23.955	32.113	1'42.129	274,8	15:38'02.547
14	20.734	24.960	23.793	32.037	1'41.524	275,5	15:39'37.756	14	20.830	25.615	23.917	32.238	1'42.600	273,4	15:39'45.147
15	20.755	24.894	23.717	31.987	1'41.353	278,4	15:41'19.109	15	20.880	25.221	24.113	32.203	1'42.417	276,9	15:41'27.564
16	20.762	24.899	23.705	32.049	1'41.415	277,6	15:43'00.524	16	21.096	25.306	24.028	32.322	1'42.752	274,1	15:43'10.316
17	20.767	24.840	23.786	32.112	1'41.505	276,9	15:44'42.029	17	20.889	25.122	23.703	32.247	1'41.961	274,8	15:44'52.277
18	<b>20.666</b>	24.775	23.699	32.126	1'41.266	279,1	15:46'23.295	18	20.900	25.239	23.895	32.739	1'42.773	274,1	15:46'35.050
Race Time 30'33.919								Race Time 30'45.674							

8° 38 H. SOOMER (1'40.929)								11° 66 N. TUULI (1'40.700)							
Lap	Seg.1	Seg.2	Seg.3	Seg.4	Lap Time	km/h	Local Time	Lap	Seg.1	Seg.2	Seg.3	Seg.4	Lap Time	km/h	Local Time
1		25.154	23.825	32.518	1'46.955		15:17'36.331	1		25.753	23.936	32.303	2'05.918		15:17'55.294
2	20.983	25.231	23.712	32.233	1'42.159	276,9	15:19'18.490	2	20.723	25.226	23.671	31.954	1'41.574	270,0	15:19'36.868
3	21.387	25.109	23.809	32.687	1'42.992	276,9	15:21'01.482	3	20.675	25.040	23.649	31.989	1'41.353	274,8	15:21'18.221
4	20.824	<b>24.728</b>	24.458	32.257	1'42.267	<b>279,8</b>	15:22'43.749	4	<b>20.497</b>	24.931	<b>23.523</b>	31.861	1'40.812	275,5	15:22'59.033
5	20.647	24.904	23.739	32.056	1'41.346	274,8	15:24'25.095	5	20.789	25.423	23.881	32.337	1'42.430	277,6	15:24'41.463
6	20.645	24.937	23.587	32.278	1'41.447	274,8	15:26'06.542	6	20.553	24.889	23.719	32.713	1'41.874	272,7	15:26'23.337
7	22.304	25.092	23.515	32.338	1'43.249	276,2	15:27'49.791	7	20.628	<b>24.737</b>	23.593	31.840	1'40.798	277,6	15:28'04.135
8	20.603	24.997	23.743	32.364	1'41.707	278,4	15:29'31.498	8	20.565	24.793	23.632	<b>31.710</b>	<b>1'40.700</b>	275,5	15:29'44.835
9	20.701	24.958	23.879	32.047	1'41.585	277,6	15:31'13.083	9	21.026	25.231	23.717	32.234	1'42.208	277,6	15:31'27.043
10	20.868	24.952	23.768	32.345	1'41.933	277,6	15:32'55.016	10	21.011	24.782	23.625	32.279	1'41.697	<b>278,4</b>	15:33'08.740
11	20.809	24.914	<b>23.436</b>	32.422	1'41.581	277,6	15:34'36.597	11	20.959	24.953	23.638	31.926	1'41.476	276,9	15:34'50.216
12	20.597	24.849	23.611	32.191	1'41.248	275,5	15:36'17.845	12	20.545	24.887	23.558	32.033	1'41.023	274,8	15:36'31.239
13	<b>20.462</b>	24.840	23.595	<b>32.032</b>	<b>1'40.929</b>	275,5	15:37'58.774	13	20.547	24.823	23.570	32.223	1'41.163	274,8	15:38'12.402
14	20.617	25.134	23.498	32.253	1'41.502	272,7	15:39'40.276	14	20.822	24.898	23.820	32.140	1'41.680	274,8	15:39'54.082
15	20.507	24.938	23.673	32.174	1'41.292	275,5	15:41'21.568	15	20.527	24.918	23.599	31.956	1'41.000	276,9	15:41'35.082
16	20.553	25.050	23.490	32.243	1'41.336	274,8	15:43'02.904	16	20.786	24.978	23.673	32.093	1'41.530	272,0	15:43'16.612
17	20.674	24.941	23.505	32.132	1'41.252	274,1	15:44'44.156	17	20.673	24.959	23.710	32.141	1'41.483	275,5	15:44'58.095
18	20.583	24.919	23.630	32.189	1'41.321	276,2	15:46'25.477	18	20.844	24.924	23.650	32.013	1'41.431	273,4	15:46'39.526
Race Time 30'36.101								Race Time 30'50.150							

9° 21 R. KRUMMENACHER (1'41.197)								12° 94 F. CARICASULO (1'41.049)							
Lap	Seg.1	Seg.2	Seg.3	Seg.4	Lap Time	km/h	Local Time	Lap	Seg.1	Seg.2	Seg.3	Seg.4	Lap Time	km/h	Local Time
1		25.919	24.165	32.483	1'48.552		15:17'37.928	1		25.223	23.765	32.207	1'46.155		15:17'35.531
2	21.287	25.263	23.708	32.350	1'42.608	281,3	15:19'20.536	2	21.032	24.970	23.852	32.140	1'41.994	276,2	15:19'17.525
3	21.404	25.036	23.846	32.145	1'42.431	277,6	15:21'02.967	3	20.612	24.948	23.713	32.063	1'41.336	278,4	15:20'58.861
4	20.870	24.840	23.950	32.886	1'42.546	279,1	15:22'45.513	4	20.595	24.949	23.674	32.158	1'41.376	276,9	15:22'40.237
5	20.840	24.974	23.635	32.231	1'41.680	276,2	15:24'27.193	5	20.766	24.863	<b>23.504</b>	<b>31.916</b>	<b>1'41.049</b>	276,9	15:24'21.286
6	20.811	24.983	23.707	32.315	1'41.816	276,2	15:26'09.009	6	20.517	44.232	24.343	34.040	2'03.132	279,1	15:26'24.418
7	21.003	24.910	23.703	32.153	1'41.769	275,5	15:27'50.778	7	21.242	24.997	24.223	32.431	1'42.893	268,7	15:28'07.311
8	20.750	24.859	23.722	32.297	1'41.628	279,1	15:29'32.406	8	20.547	25.118	23.748	32.294	1'41.707	274,8	15:29'49.018
9	20.691	24.903	23.797	32.164	1'41.555	279,1	15:31'13.961	9	20.484	<b>24.859</b>	23.641	32.166	1'41.150	276,2	15:31'30.168
10	20.908	24.894	23.755	32.139	1'41.696	278,4	15:32'55.657	10	20.437	25.260	23.684	32.078	1'41.459	275,5	15:33'11.627
11	20.691	25.024	23.723	32.241	1'41.679	<b>282,0</b>	15:34'37.336	11	20.621	25.200	23.681	32.504	1'42.006	279,1	15:34'53.633
12	20.900	<b>24.826</b>	23.633	32.361	1'41.720	278,4	15:36'19.056	12	<b>20.432</b>	25.191	23.687	32.356	1'41.666	<b>285,0</b>	15:36'35.299
13	20.687	24.874	23.651	32.177	1'41.389	275,5	15:38'00.445	13	20.672	24.871	23.708	32.369	1'41.620	282,7	15:38'16.919
14	20.674	24.905	23.576	32.285	1'41.440	274,8	15:39'41.885	14	20.852	25.158	23.855	32.199	1'42.064	279,1	15:39'58.983
15	<b>20.567</b>	25.008	23.565	<b>32.057</b>	<b>1'41.197</b>	276,9	15:41'23.082	15	20.585	24.986	23.612	32.200	1'41.383	277,6	15:41'40.366
16	20.608	24.906	<b>23.512</b>	32.319	1'41.345	276,2	15:43'04.427	16	20.564	24.913	<b>23.504</b>	32.275	1'41.256	272,0	15:43'21.622
17	20.724	24.908	23.583	32.358	1'41.573	275,5	15:44'46.000	17	20.558	25.013	23.639	32.259	1'41.469	274,1	15:45'03.091
18	20.713	25.004	23.570	32.262	1'41.549	275,5	15:46'27.549	18	20.660	24.902	23.751	32.281	1'41.594	275,5	15:46'44.685
Race Time 30'38.173								Race Time 30'55.309							

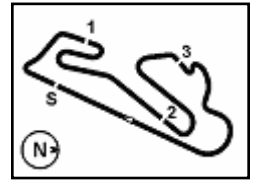
29/05/2021

P = Pits In/Out - C = Lap Time Cancelled

These data/results cannot be reproduced, stored and/or transmitted in whole or in part by any manner of electronic, mechanical, photocopying, recording, broadcasting or otherwise now known or herein after developed without the previous express consent by the copyright owner, except for reproduction in daily press and regular printed publications on sale to the public within 60 days of the event related to those data/results and always provided that copyright symbol appears together as follows below.

© DORNA WSBK ORGANIZATION Srl 2021





Circuito Estoril 4.182 m

Gaerne Estoril Round, 28-30 May 2021

### Chronological Analysis Race 1

Start at 15:15'49.376

3 / 5

13° 70 M. ALCOBA (1'42.252)								16° 84 M. FABRIZIO (1'42.353)							
Lap	Seg.1	Seg.2	Seg.3	Seg.4	Lap Time	km/h	Local Time	Lap	Seg.1	Seg.2	Seg.3	Seg.4	Lap Time	km/h	Local Time
1		25.596	24.218	32.501	1'48.369		15:17'37.745	1		26.225	24.584	32.938	1'50.869		15:17'40.245
2	20.981	25.764	24.030	32.563	1'43.338	278,4	15:19'21.083	2	21.201	25.206	24.147	32.518	1'43.072	274,8	15:19'23.317
3	20.990	25.242	23.966	32.311	1'42.539	279,1	15:21'03.622	3	21.036	25.207	23.899	32.358	1'42.500	280,5	15:21'05.817
4	21.142	<b>25.210</b>	23.918	32.347	1'42.617	274,1	15:22'46.239	4	23.155	25.511	24.025	32.295	1'44.986	282,0	15:22'50.803
5	20.878	25.291	<b>23.829</b>	<b>32.254</b>	<b>1'42.252</b>	278,4	15:24'28.491	5	21.137	25.366	23.925	32.509	1'42.937	277,6	15:24'33.740
6	20.941	25.490	23.914	32.365	1'42.710	276,9	15:26'11.201	6	21.096	25.947	24.037	32.312	1'43.392	281,3	15:26'17.132
7	21.098	25.243	23.967	32.310	1'42.618	272,7	15:27'53.819	7	21.033	25.229	24.060	32.348	1'42.670	<b>283,5</b>	15:27'59.802
8	20.871	25.377	23.907	32.470	1'42.625	272,0	15:29'36.444	8	21.251	25.378	23.910	32.232	1'42.771	278,4	15:29'42.573
9	20.958	25.285	23.924	32.405	1'42.572	270,7	15:31'19.016	9	20.993	25.240	24.086	32.548	1'42.867	275,5	15:31'25.440
10	21.459	25.288	24.046	32.437	1'43.230	270,7	15:33'02.246	10	20.941	25.291	23.970	32.623	1'42.825	273,4	15:33'08.265
11	20.876	25.604	23.952	32.469	1'42.901	271,4	15:34'45.147	11	21.419	25.500	24.073	32.429	1'43.421	271,4	15:34'51.686
12	20.903	25.419	24.049	32.550	1'42.921	271,4	15:36'28.068	12	21.035	25.567	24.406	32.450	1'43.458	276,9	15:36'35.144
13	21.104	25.412	24.252	32.761	1'43.529	270,7	15:38'11.597	13	21.251	25.237	24.043	32.387	1'42.918	276,2	15:38'18.062
14	21.081	25.441	24.007	32.419	1'42.948	268,0	15:39'54.545	14	21.105	25.146	24.119	32.347	1'42.717	275,5	15:40'00.779
15	<b>20.813</b>	25.367	24.064	32.591	1'42.835	275,5	15:41'37.380	15	20.915	25.366	23.975	<b>32.190</b>	1'42.446	279,1	15:41'43.225
16	21.036	25.477	24.093	32.522	1'43.128	268,0	15:43'20.508	16	20.865	25.232	23.962	32.336	1'42.395	276,2	15:43'25.620
17	20.996	25.475	24.208	32.565	1'43.244	270,0	15:45'03.752	17	21.085	<b>25.097</b>	<b>23.897</b>	32.274	<b>1'42.353</b>	276,2	15:45'07.973
18	20.974	25.315	23.856	32.286	1'42.431	273,4	15:46'46.183	18	<b>20.838</b>	25.183	24.075	32.328	1'42.424	276,9	15:46'50.397
Race Time 30'56.807								Race Time 31'01.021							

14° 42 S. FROSSARD (1'42.214)								17° 24 L. TACCINI (1'42.582)							
Lap	Seg.1	Seg.2	Seg.3	Seg.4	Lap Time	km/h	Local Time	Lap	Seg.1	Seg.2	Seg.3	Seg.4	Lap Time	km/h	Local Time
1		26.001	24.558	32.752	1'50.489		15:17'39.865	1		25.818	24.614	32.594	1'49.983		15:17'39.359
2	20.840	25.308	24.331	32.918	1'43.397	279,8	15:19'23.262	2	20.927	25.245	24.191	32.692	1'43.055	276,9	15:19'22.414
3	21.298	25.240	24.122	32.561	1'43.221	<b>280,5</b>	15:21'06.483	3	21.073	25.249	24.300	32.681	1'43.303	276,9	15:21'05.717
4	20.964	25.186	23.972	32.701	1'42.823	277,6	15:22'49.306	4	21.162	25.305	24.281	32.764	1'43.512	275,5	15:22'49.229
5	20.913	25.363	24.019	32.476	1'42.771	<b>280,5</b>	15:24'32.077	5	21.247	25.455	24.393	32.646	1'43.741	274,8	15:24'32.970
6	21.001	25.438	23.974	32.695	1'43.108	272,0	15:26'15.185	6	20.980	25.638	24.373	32.667	1'43.658	274,1	15:26'16.628
7	21.020	25.380	24.113	32.502	1'43.015	271,4	15:27'58.200	7	20.948	25.279	24.479	33.114	1'43.820	274,8	15:28'00.448
8	20.963	25.321	24.118	32.702	1'43.104	273,4	15:29'41.304	8	20.953	25.303	24.215	32.561	1'43.032	274,8	15:29'43.480
9	20.967	25.357	25.439	32.500	1'44.263	271,4	15:31'25.567	9	<b>20.835</b>	<b>25.105</b>	24.265	32.503	1'42.708	276,9	15:31'26.188
10	21.053	25.204	24.058	32.407	1'42.722	276,9	15:33'08.289	10	21.056	25.196	24.317	32.453	1'43.022	279,8	15:33'09.210
11	21.140	25.326	24.173	32.358	1'42.997	273,4	15:34'51.286	11	21.107	25.308	24.147	32.391	1'42.953	279,1	15:34'52.163
12	20.876	25.265	23.938	32.598	1'42.677	274,8	15:36'33.963	12	21.037	25.217	24.449	32.692	1'43.395	<b>282,0</b>	15:36'35.558
13	20.986	25.186	23.959	32.614	1'42.745	272,0	15:38'16.708	13	21.008	25.251	24.190	<b>32.274</b>	1'42.723	279,8	15:38'18.281
14	20.936	25.296	24.216	32.494	1'42.942	272,0	15:39'59.650	14	21.017	25.232	24.158	32.441	1'42.848	279,1	15:40'01.129
15	<b>20.811</b>	25.258	24.064	32.532	1'42.665	278,4	15:41'42.315	15	20.848	25.167	24.170	32.397	<b>1'42.582</b>	281,3	15:41'43.711
16	20.887	25.265	24.336	32.450	1'42.938	270,7	15:43'25.253	16	21.036	25.237	<b>24.111</b>	32.485	1'42.869	275,5	15:43'26.580
17	20.981	<b>25.148</b>	<b>23.809</b>	<b>32.276</b>	<b>1'42.214</b>	276,2	15:45'07.467	17	21.364	25.333	24.254	32.445	1'43.396	274,1	15:45'09.976
18	20.935	25.292	23.923	32.383	1'42.533	274,8	15:46'50.000	18	21.035	25.252	24.127	32.385	1'42.799	276,9	15:46'52.775
Race Time 31'00.624								Race Time 31'03.399							

15° 23 D. PIZZOLI (1'42.113)								18° 95 V. TAKALA (1'42.271)							
Lap	Seg.1	Seg.2	Seg.3	Seg.4	Lap Time	km/h	Local Time	Lap	Seg.1	Seg.2	Seg.3	Seg.4	Lap Time	km/h	Local Time
1		26.061	24.595	33.031	1'51.102		15:17'40.478	1		25.888	24.545	32.863	1'49.941		15:17'39.317
2	21.127	25.236	24.233	32.837	1'43.433	275,5	15:19'23.911	2	21.177	25.346	24.326	33.040	1'43.889	275,5	15:19'23.206
3	21.042	25.578	24.364	32.529	1'43.513	279,1	15:21'07.424	3	21.570	25.327	24.326	32.561	1'43.784	276,2	15:21'06.990
4	21.175	25.055	23.937	33.061	1'43.228	277,6	15:22'50.652	4	20.947	25.325	24.055	33.297	1'43.624	280,5	15:22'50.614
5	21.048	25.288	24.089	32.424	1'42.849	274,8	15:24'33.501	5	20.891	25.182	24.285	32.706	1'43.064	276,2	15:24'33.678
6	20.962	25.321	24.212	32.600	1'43.095	274,8	15:26'16.596	6	21.363	25.455	23.926	32.595	1'43.339	279,8	15:26'17.017
7	21.310	25.118	24.145	32.487	1'43.060	269,3	15:27'59.656	7	21.404	25.257	24.311	32.676	1'43.648	280,5	15:28'00.665
8	21.126	25.200	23.978	32.609	1'42.913	272,7	15:29'42.569	8	20.984	25.240	24.101	32.737	1'43.062	281,3	15:29'43.727
9	21.218	25.185	24.239	32.693	1'43.335	270,0	15:31'25.904	9	20.993	25.177	24.156	32.548	1'42.874	282,0	15:31'26.601
10	21.030	<b>25.054</b>	24.174	32.639	1'42.897	274,8	15:33'08.801	10	21.215	26.141	23.919	32.496	1'43.771	279,8	15:33'10.372
11	21.276	25.322	24.094	32.413	1'43.105	275,5	15:34'51.906	11	21.110	25.323	24.065	32.600	1'43.098	279,8	15:34'53.470
12	21.023	25.233	23.957	32.494	1'42.707	276,9	15:36'34.613	12	21.062	25.216	24.015	32.704	1'42.997	279,1	15:36'36.467
13	20.922	25.068	<b>23.881</b>	32.673	1'42.544	273,4	15:38'17.157	13	20.936	25.219	24.116	32.399	1'42.670	279,8	15:38'19.137
14	20.988	25.097	24.131	32.458	1'42.674	274,8	15:39'59.831	14	<b>20.797</b>	25.101	24.032	32.341	<b>1'42.271</b>	<b>282,7</b>	15:40'01.408
15	20.849	25.213	24.037	32.591	1'42.690	<b>279,8</b>	15:41'42.521	15	20.854	<b>25.096</b>	24.347	<b>32.202</b>	1'42.499	<b>282,7</b>	15:41'43.907
16	20.961	25.084	23.982	32.387	1'42.414	273,4	15:43'24.935	16	21.015	25.316	24.026	32.338	1'42.695	<b>282,7</b>	15:43'26.602
17	<b>20.838</b>	<b>25.054</b>	23.932	<b>32.289</b>	<b>1'42.113</b>	272,0	15:45'07.048	17	21.095	25.115	<b>23.896</b>	32.436	1'42.542	279,1	15:45'09.144
18	20.995	25.073	23.982	32.524	1'42.574	271,4	15:46'49.622	18	20.812	25.239	24.128	32.500	1'42.679	276,9	15:46'51.823
Race Time 31'00.246 + 0.500Pen								Race Time 31'02.447 + 0.953Pen							

29/05/2021

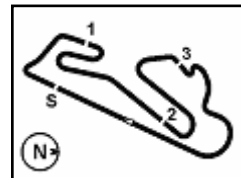
P = Pits In/Out - C = Lap Time Cancelled

These data/results cannot be reproduced, stored and/or transmitted in whole or in part by any manner of electronic, mechanical, photocopying, recording, broadcasting or otherwise now known or herein after developed without the previous express consent by the copyright owner, except for reproduction in daily press and regular printed publications on sale to the public within 60 days of the event related to those data/results and always provided that copyright symbol appears together as follows below.

© DORNA WSBK ORGANIZATION Srl 2021

FICR PERUGIA TIMING





Circuito Estoril 4.182 m

**Gaerne Estoril Round, 28-30 May 2021**
**Chronological Analysis Race 1**

Start at 15:15'49.376

**4 / 5**

19° 6 M. HERRERA (1'42.480)								22° 15 E. MCMANUS (1'43.746)							
Lap	Seg.1	Seg.2	Seg.3	Seg.4	Lap Time	km/h	Local Time	Lap	Seg.1	Seg.2	Seg.3	Seg.4	Lap Time	km/h	Local Time
1		26.588	24.642	32.930	1'51.679		15:17'41.055	1		26.517	24.912	32.974	1'52.858		15:17'42.234
2	21.131	25.535	24.260	32.754	1'43.680	275,5	15:19'24.735	2	21.194	25.925	24.807	32.987	1'44.913	<b>278,4</b>	15:19'27.147
3	21.151	25.343	24.479	32.617	1'43.590	273,4	15:21'08.325	3	21.346	25.343	24.461	32.741	1'43.891	276,9	15:21'11.038
4	21.121	25.240	24.249	32.635	1'43.245	<b>279,1</b>	15:22'51.570	4	21.234	25.510	24.341	32.897	1'43.982	274,8	15:22'55.020
5	21.067	25.307	24.152	32.389	1'42.915	276,9	15:24'34.485	5	<b>21.026</b>	<b>25.251</b>	24.381	33.234	1'43.892	274,1	15:24'38.912
6	21.180	25.525	24.235	32.569	1'43.509	276,9	15:26'17.994	6	21.181	25.715	24.466	33.711	1'45.073	273,4	15:26'23.985
7	21.223	25.249	24.202	32.595	1'43.269	271,4	15:28'01.263	7	21.157	25.278	24.651	<b>32.660</b>	<b>1'43.746</b>	275,5	15:28'07.731
8	21.141	25.319	24.297	32.460	1'43.217	275,5	15:29'44.480	8	21.372	25.382	24.645	33.279	1'44.678	276,2	15:29'52.409
9	21.090	25.079	24.021	<b>32.355</b>	1'42.545	276,2	15:31'27.025	9	21.045	25.565	24.422	33.078	1'44.110	274,1	15:31'36.519
10	21.270	25.118	24.006	32.428	1'42.822	263,4	15:33'09.847	10	21.159	25.508	24.442	33.243	1'44.352	271,4	15:33'20.871
11	21.065	25.082	24.118	32.465	1'42.730	274,8	15:34'52.577	11	21.425	25.590	24.579	33.360	1'44.954	270,0	15:35'05.825
12	20.996	25.190	24.497	32.722	1'43.405	277,6	15:36'35.982	12	21.303	25.585	24.511	32.950	1'44.349	270,7	15:36'50.174
13	21.053	25.118	24.149	32.654	1'42.974	274,8	15:38'18.956	13	21.348	25.406	<b>24.316</b>	32.683	1'43.753	273,4	15:38'33.927
14	21.348	25.161	24.038	32.413	1'43.175	272,0	15:40'02.131	14	21.064	25.574	24.346	33.318	1'44.302	274,1	15:40'18.229
15	21.006	25.204	24.076	32.454	1'42.740	277,6	15:41'44.871	15	21.064	25.479	24.493	32.963	1'43.999	275,5	15:42'02.228
16	<b>20.900</b>	25.097	24.057	32.426	<b>1'42.480</b>	272,0	15:43'27.351	16	21.043	25.618	24.354	32.961	1'43.976	273,4	15:43'46.204
17	21.049	<b>25.073</b>	24.207	32.446	1'42.775	274,8	15:45'10.126	17	21.139	25.310	24.895	33.313	1'44.657	272,7	15:45'30.861
18	21.047	25.082	<b>23.952</b>	32.573	1'42.654	268,0	15:46'52.780	18	21.310	25.572	24.660	32.979	1'44.521	270,7	15:47'15.382
Race Time 31'03.404								Race Time 31'26.006							

20° 55 G. HENDRA PRATAMA (1'42.707)								23° 19 P. SZKOPEK (1'43.998)							
Lap	Seg.1	Seg.2	Seg.3	Seg.4	Lap Time	km/h	Local Time	Lap	Seg.1	Seg.2	Seg.3	Seg.4	Lap Time	km/h	Local Time
1		26.139	24.662	32.859	1'50.450		15:17'39.826	1		26.783	24.930	33.179	1'52.788		15:17'42.164
2	21.161	25.403	24.295	32.974	1'43.833	275,5	15:19'23.659	2	21.568	25.688	25.118	33.165	1'45.539	<b>270,7</b>	15:19'27.703
3	21.226	25.499	24.418	32.768	1'43.911	281,3	15:21'07.570	3	21.363	25.743	24.481	<b>33.035</b>	1'44.622	<b>270,7</b>	15:21'12.325
4	21.288	25.392	24.133	33.038	1'43.851	280,5	15:22'51.421	4	21.384	25.654	24.407	33.356	1'44.801	267,3	15:22'57.126
5	20.944	25.258	24.112	32.536	1'42.850	276,9	15:24'34.271	5	21.849	25.679	24.410	33.393	1'45.331	264,7	15:24'42.457
6	21.161	25.567	24.162	32.701	1'43.591	277,6	15:26'17.862	6	21.500	25.975	24.364	33.342	1'45.181	264,1	15:26'27.638
7	21.061	25.332	24.172	32.710	1'43.275	276,2	15:28'01.137	7	21.272	25.824	24.508	33.042	1'44.646	266,0	15:28'12.284
8	21.075	25.400	24.094	32.741	1'43.310	277,6	15:29'44.447	8	21.514	25.834	24.613	33.351	1'45.312	265,4	15:29'57.596
9	21.325	25.297	24.234	32.651	1'43.507	274,8	15:31'27.954	9	21.353	25.716	24.668	33.212	1'44.949	263,4	15:31'42.545
10	21.200	<b>25.212</b>	24.144	32.567	1'43.123	275,5	15:33'11.077	10	21.462	25.608	24.534	33.208	1'44.812	259,6	15:33'27.357
11	20.960	25.380	24.136	32.456	1'42.932	274,8	15:34'54.009	11	21.256	25.731	24.419	33.134	1'44.540	265,4	15:35'11.897
12	20.875	25.272	24.128	32.546	1'42.821	279,1	15:36'36.830	12	21.235	25.568	24.520	33.150	1'44.473	265,4	15:36'56.370
13	21.057	25.256	24.036	<b>32.413</b>	1'42.762	277,6	15:38'19.592	13	21.271	25.593	24.434	33.162	1'44.460	264,1	15:38'40.830
14	21.073	25.217	<b>23.994</b>	32.484	1'42.768	276,9	15:40'02.360	14	21.242	<b>25.515</b>	24.481	33.290	1'44.528	264,7	15:40'25.358
15	21.032	25.257	24.060	32.528	1'42.877	<b>282,7</b>	15:41'45.237	15	21.393	25.593	24.479	33.340	1'44.805	264,1	15:42'10.163
16	<b>20.815</b>	25.279	24.066	32.527	<b>1'42.707</b>	274,8	15:43'27.944	16	21.372	25.799	24.426	33.309	1'44.906	264,1	15:43'55.069
17	21.073	25.281	24.130	32.517	1'43.001	276,2	15:45'10.945	17	<b>21.128</b>	25.553	<b>24.220</b>	33.097	<b>1'43.998</b>	266,7	15:45'39.067
18	20.827	25.214	24.087	32.678	1'42.806	276,2	15:46'53.751	18	21.682	25.791	25.455	33.719	1'46.647	262,1	15:47'25.714
Race Time 31'04.375								Race Time 31'36.338							

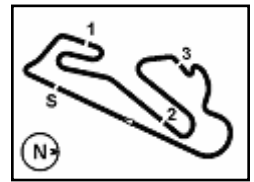
21° 2 L. MONTELLA (1'43.302)								24° 45 S. KAWASAKI (1'44.825)							
Lap	Seg.1	Seg.2	Seg.3	Seg.4	Lap Time	km/h	Local Time	Lap	Seg.1	Seg.2	Seg.3	Seg.4	Lap Time	km/h	Local Time
1		26.243	24.581	32.965	1'51.402		15:17'40.778	1		26.471	24.744	<b>32.673</b>	1'51.707		15:17'41.083
2	21.075	25.551	24.347	32.625	1'43.598	277,6	15:19'24.376	2	21.619	25.798	<b>24.530</b>	32.878	<b>1'44.825</b>	<b>276,9</b>	15:19'25.908
3	21.099	25.567	24.349	<b>32.549</b>	1'43.564	276,9	15:21'07.940	3	23.506	25.854	24.544	32.934	1'46.838	274,8	15:21'12.746
4	21.747	<b>25.374</b>	24.776	33.473	1'45.370	<b>279,8</b>	15:22'53.310	4	21.679	26.173	24.675	32.856	1'45.383	272,7	15:22'58.129
5	21.237	26.108	24.571	32.820	1'44.736	272,7	15:24'38.046	5	21.428	25.837	24.654	33.054	1'44.973	272,7	15:24'43.102
6	21.518	25.878	24.450	32.962	1'44.808	270,7	15:26'22.854	6	21.597	25.892	24.567	32.860	1'44.916	270,7	15:26'28.018
7	24.494	25.744	24.438	32.650	1'47.326	270,7	15:28'10.180	7	21.613	25.958	24.596	33.228	1'45.395	273,4	15:28'13.413
8	21.070	25.597	24.264	32.948	1'43.879	272,7	15:29'54.059	8	21.513	26.038	24.790	33.038	1'45.379	273,4	15:29'58.792
9	21.110	25.604	24.343	32.651	1'43.708	272,7	15:31'37.767	9	21.440	25.852	24.611	32.925	1'44.828	271,4	15:31'43.620
10	21.024	25.426	<b>24.184</b>	32.668	<b>1'43.302</b>	272,7	15:33'21.069	10	<b>21.418</b>	<b>25.751</b>	24.666	33.074	1'44.909	272,7	15:33'28.529
11	21.422	25.789	24.394	33.164	1'44.769	276,9	15:35'05.838	11	21.675	25.779	24.567	33.041	1'45.062	271,4	15:35'13.591
12	21.100	25.481	24.278	32.969	1'43.828	272,0	15:36'49.666	12	21.450	26.041	24.675	34.352	1'46.518	272,0	15:37'00.109
13	21.165	25.451	24.383	32.841	1'43.840	269,3	15:38'33.506	13	21.746	26.148	24.776	33.478	1'46.148	264,7	15:38'46.257
14	21.093	25.415	24.365	33.103	1'43.976	270,7	15:40'17.482	14	21.724	26.022	24.807	33.406	1'45.959	268,0	15:40'32.216
15	21.127	25.528	24.464	32.843	1'43.962	273,4	15:42'01.444	15	21.880	26.180	24.958	33.103	1'46.121	269,3	15:42'18.337
16	<b>20.919</b>	25.574	24.272	32.705	1'43.470	270,7	15:43'44.914	16	21.804	26.468	24.892	33.246	1'46.410	269,3	15:44'04.747
17	20.929	25.483	24.247	33.057	1'43.716	272,7	15:45'28.630	17	21.838	25.974	24.869	34.011	1'46.692	271,4	15:45'51.439
18	21.090	25.893	24.375	33.155	1'44.513	270,7	15:47'13.143	18	21.657	26.159	25.216	33.482	1'46.514	268,0	15:47'37.953
Race Time 31'23.767								Race Time 31'48.577							

29/05/2021 P = Pits In/Out - C = Lap Time Cancelled

These data/results cannot be reproduced, stored and/or transmitted in whole or in part by any manner of electronic, mechanical, photocopying, recording, broadcasting or otherwise now known or herein after developed without the previous express consent by the copyright owner, except for reproduction in daily press and regular printed publications on sale to the public within 60 days of the event related to those data/results and always provided that copyright symbol appears together as follows below.

© DORNA WSBK ORGANIZATION Srl 2021





## Gaerne Estoril Round, 28-30 May 2021

### Chronological Analysis Race 1

Start at 15:15'49.376

RET 34 K. MANFREDI (1'42.256)							
Lap	Seg.1	Seg.2	Seg.3	Seg.4	Lap Time	km/h	Local Time
1		25.740	24.306	32.337	1'48.847		15:17'38.223
2	21.149	25.563	23.981	32.332	1'43.025	271,4	15:19'21.248
3	21.047	25.222	24.001	<b>32.118</b>	1'42.388	<b>272,0</b>	15:21'03.636
4	21.333	<b>24.952</b>	<b>23.759</b>	32.342	1'42.386	271,4	15:22'46.022
5	20.954	25.225	23.799	32.278	<b>1'42.256</b>	270,7	15:24'28.278
6	<b>20.904</b>	25.527	23.918	32.466	1'42.815	270,7	15:26'11.093
7	21.381	25.229	24.044	32.294	1'42.948	269,3	15:27'54.041
8	21.008	25.321	23.892	32.344	1'42.565	270,7	15:29'36.606
9	21.097	25.209	23.992	32.208	1'42.506	271,4	15:31'19.112
10	20.945	25.512	24.012	32.670	1'43.139	268,7	15:33'02.251
11	21.132	25.429	24.176	32.232	1'42.969	268,0	15:34'45.220
12	21.025	25.274	24.248	32.425	1'42.972	269,3	15:36'28.192
					Race Time	20'38.816	

RET 61 C. ONCU (1'41.254)							
Lap	Seg.1	Seg.2	Seg.3	Seg.4	Lap Time	km/h	Local Time
1		25.818	24.152	32.363	1'48.630		15:17'38.006
2	20.985	25.802	23.861	32.194	1'42.842	<b>282,7</b>	15:19'20.848
3	20.916	24.981	23.875	32.013	1'41.785	279,8	15:21'02.633
4	20.991	24.951	23.800	32.024	1'41.766	276,9	15:22'44.399
5	20.664	25.086	23.696	<b>31.963</b>	1'41.409	279,1	15:24'25.808
6	<b>20.663</b>	24.992	<b>23.600</b>	31.999	<b>1'41.254</b>	274,8	15:26'07.062
7	21.424	25.033	23.677	32.146	1'42.280	276,9	15:27'49.342
8	20.823	25.087	23.660	32.142	1'41.712	275,5	15:29'31.054
9	20.950	24.954	23.662	32.256	1'41.822	273,4	15:31'12.876
10	20.828	25.013	23.812	32.270	1'41.923	270,0	15:32'54.799
11	20.849	25.101	23.977	32.160	1'42.087	272,0	15:34'36.886
12	20.950	<b>24.867</b>	23.911	1'26.640	2'36.368P	276,9	15:37'13.254
					Race Time	21'23.878	

29/05/2021 P = Pits In/Out - C = Lap Time Cancelled

These data/results cannot be reproduced, stored and/or transmitted in whole or in part by any manner of electronic, mechanical, photocopying, recording, broadcasting or otherwise now known or herein after developed without the previous express consent by the copyright owner, except for reproduction in daily press and regular printed publications on sale to the public within 60 days of the event related to those data/results and always provided that copyright symbol appears together as follows below.

© DORNA WSBK ORGANIZATION Srl 2021