

## Gaerne Estoril Round, 28-30 May 2021

### Chronological Analysis Race 2

Circuito Estoril 4.182 m

Start at 12:30'48.830

1 / 5

1° 77 D. AEGERTER (1'40.695)							4° 81 M. GONZALEZ (1'40.931)							
Lap	Seg.1	Seg.2	Seg.3	Seg.4	Lap Time	Local Time	Lap	Seg.1	Seg.2	Seg.3	Seg.4	Lap Time	km/h	Local Time
1		25.274	23.870	32.323	1'47.269	12:32'36.099	1		25.339	23.963	32.722	1'47.899	277,6	12:32'36.729
2	20.697	24.979	23.682	31.948	1'41.306	276,2	2	21.258	24.940	23.625	32.068	1'41.891	277,6	12:34'18.620
3	20.803	24.862	23.484	31.786	1'40.935	279,1	3	20.601	24.752	23.606	32.073	1'41.032	274,8	12:35'59.652
4	20.699	24.914	23.445	32.027	1'41.085	280,5	4	20.568	24.789	23.678	31.974	1'41.009	277,6	12:37'40.661
5	<b>20.578</b>	24.791	23.466	31.860	<b>1'40.695</b>	<b>286,5</b>	5	20.586	24.798	23.587	32.054	1'41.025	279,1	12:39'21.686
6	20.807	24.841	23.495	31.945	1'41.088	279,8	6	20.611	24.929	<b>23.528</b>	31.966	1'41.034	279,8	12:41'02.720
7	20.634	24.876	23.457	31.793	1'40.760	282,0	7	20.717	24.838	23.618	32.030	1'41.203	278,4	12:42'43.923
8	20.734	24.765	23.469	<b>31.770</b>	1'40.738	272,7	8	20.584	24.794	23.577	31.976	<b>1'40.931</b>	274,8	12:44'24.854
9	20.614	24.787	23.475	31.829	1'40.705	274,8	9	20.611	24.809	23.691	31.862	1'40.973	276,9	12:46'05.827
10	20.697	24.833	23.604	31.829	1'40.963	279,1	10	20.674	24.809	23.631	<b>31.818</b>	1'40.932	283,5	12:47'46.759
11	20.956	24.814	23.521	31.863	1'41.154	285,7	11	20.658	24.756	23.616	32.051	1'41.081	282,0	12:49'27.840
12	21.121	<b>24.745</b>	23.630	31.940	1'41.436	284,2	12	20.704	24.771	23.727	31.993	1'41.195	281,3	12:51'09.035
13	21.009	24.816	23.626	31.861	1'41.312	274,8	13	20.770	24.823	23.593	31.862	1'41.048	282,0	12:52'50.083
14	20.722	24.771	23.520	32.072	1'41.085	279,1	14	20.819	24.845	23.623	31.877	1'41.164	<b>284,2</b>	12:54'31.247
15	20.952	24.982	23.490	32.029	1'41.453	277,6	15	<b>20.538</b>	24.730	23.716	31.991	1'40.975	276,9	12:56'12.222
16	20.797	24.907	23.815	32.042	1'41.561	269,3	16	20.660	<b>24.687</b>	23.859	32.240	1'41.446	282,0	12:57'53.668
17	20.778	24.923	23.679	32.083	1'41.463	269,3	17	20.751	24.837	23.726	31.898	1'41.212	277,6	12:59'34.880
18	20.858	24.921	<b>23.437</b>	31.963	1'41.179	270,7	18	20.742	24.925	23.535	32.110	1'41.312	283,5	13:01'16.192
Race Time 30'26.187							Race Time 30'27.362							

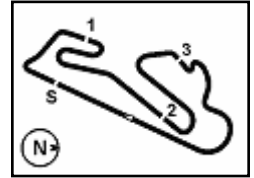
2° 29 L. BERNARDI (1'40.831)							5° 38 H. SOOMER (1'40.882)							
Lap	Seg.1	Seg.2	Seg.3	Seg.4	Lap Time	Local Time	Lap	Seg.1	Seg.2	Seg.3	Seg.4	Lap Time	km/h	Local Time
1		25.309	23.859	32.339	1'47.609	12:32'36.439	1		25.237	24.129	32.929	1'48.043		12:32'36.873
2	20.787	24.838	23.577	32.120	1'41.322	279,8	2	20.846	24.734	23.494	32.012	1'41.086	<b>281,3</b>	12:34'17.959
3	20.854	24.715	23.631	32.001	1'41.201	280,5	3	20.858	24.779	23.636	32.099	1'41.372	279,8	12:35'59.331
4	20.755	24.725	23.618	31.914	1'41.012	279,8	4	20.672	24.695	23.591	32.103	1'41.061	276,9	12:37'40.392
5	20.729	24.700	23.718	31.923	1'41.070	280,5	5	20.716	24.716	23.554	32.056	1'41.042	278,4	12:39'21.434
6	20.814	24.792	23.618	31.878	1'41.102	279,8	6	20.612	24.766	23.598	<b>31.906</b>	<b>1'40.882</b>	278,4	12:41'02.316
7	20.858	24.867	23.676	31.849	1'41.250	280,5	7	20.878	24.898	23.729	32.269	1'41.774	280,5	12:42'44.090
8	20.727	24.723	23.783	31.877	1'41.110	279,8	8	20.675	<b>24.650</b>	23.710	32.173	1'41.208	279,8	12:44'25.298
9	20.701	24.810	23.737	31.912	1'41.160	280,5	9	20.601	24.804	23.608	32.121	1'41.134	276,9	12:46'06.432
10	20.680	24.802	23.657	<b>31.835</b>	1'40.974	279,8	10	20.551	24.906	23.561	31.981	1'40.999	276,9	12:47'47.431
11	<b>20.615</b>	24.704	23.606	31.906	<b>1'40.831</b>	280,5	11	20.663	24.810	23.499	31.970	1'40.942	276,9	12:49'28.373
12	20.675	24.730	23.651	31.916	1'40.972	<b>282,0</b>	12	20.718	24.829	23.563	32.103	1'41.213	<b>281,3</b>	12:51'09.586
13	20.802	24.762	23.692	31.951	1'41.207	<b>282,0</b>	13	20.712	24.794	23.703	32.179	1'41.388	276,2	12:52'50.974
14	20.660	<b>24.698</b>	23.623	31.955	1'40.936	280,5	14	20.735	24.763	23.709	32.187	1'41.394	279,8	12:54'32.368
15	20.697	24.753	23.781	31.949	1'41.180	<b>282,0</b>	15	20.628	25.005	23.634	32.121	1'41.388	277,6	12:56'13.756
16	20.659	24.709	23.803	32.122	1'41.293	279,8	16	20.755	24.821	23.631	32.121	1'41.328	277,6	12:57'55.084
17	21.009	24.754	23.535	31.904	1'41.202	279,1	17	<b>20.532</b>	24.842	23.655	32.212	1'41.241	279,1	12:59'36.325
18	21.113	24.778	<b>23.354</b>	31.886	1'41.131	279,8	18	20.695	24.775	<b>23.354</b>	32.195	1'41.019	276,9	13:01'17.344
Race Time 30'26.562							Race Time 30'28.514							

3° 5 P. OETTL (1'40.902)							6° 94 F. CARICASULO (1'40.767)							
Lap	Seg.1	Seg.2	Seg.3	Seg.4	Lap Time	Local Time	Lap	Seg.1	Seg.2	Seg.3	Seg.4	Lap Time	km/h	Local Time
1		25.017	23.918	32.095	1'45.749	12:32'34.579	1		25.212	24.033	32.178	1'46.432		12:32'35.262
2	20.608	24.911	23.452	32.078	1'41.049	271,4	2	20.691	24.879	23.752	31.958	1'41.280	276,2	12:34'16.542
3	20.598	24.825	23.524	32.027	1'40.974	271,4	3	20.630	24.871	23.576	32.079	1'41.156	276,9	12:35'57.698
4	20.621	24.830	<b>23.433</b>	32.018	<b>1'40.902</b>	271,4	4	20.778	24.794	23.598	32.042	1'41.212	277,6	12:37'38.910
5	20.647	24.761	23.474	32.020	<b>1'40.902</b>	272,0	5	20.653	24.817	23.595	32.015	1'41.080	276,2	12:39'19.990
6	20.542	24.801	23.553	32.114	1'41.010	272,7	6	20.664	24.817	23.542	32.130	1'41.153	274,8	12:41'01.143
7	20.643	24.785	23.509	32.079	1'41.016	272,7	7	20.871	24.850	23.610	<b>31.902</b>	1'41.233	276,2	12:42'42.376
8	<b>20.514</b>	24.831	23.562	32.177	1'41.084	271,4	8	20.764	24.852	<b>23.539</b>	32.129	1'41.284	277,6	12:44'23.660
9	20.666	24.903	23.577	32.229	1'41.375	272,0	9	20.638	24.788	<b>23.524</b>	32.098	1'41.248	275,5	12:46'04.908
10	20.555	24.832	23.536	32.090	1'41.013	272,7	10	<b>20.486</b>	<b>24.698</b>	23.570	32.013	<b>1'40.767</b>	275,5	12:47'45.675
11	20.646	24.845	23.593	32.288	1'41.372	272,0	11	20.618	24.794	23.641	32.188	1'41.241	275,5	12:49'26.916
12	20.816	24.823	23.717	32.228	1'41.584	272,7	12	20.739	24.804	23.623	32.091	1'41.257	275,5	12:51'08.173
13	20.715	24.881	23.515	32.074	1'41.185	272,7	13	20.853	24.847	23.771	32.359	1'41.830	283,5	12:52'50.003
14	20.610	24.902	23.594	32.150	1'41.256	272,7	14	20.791	24.828	23.989	32.131	1'41.739	280,5	12:54'31.742
15	21.242	24.828	24.165	<b>31.886</b>	1'42.121	273,4	15	20.641	24.854	23.638	32.145	1'41.278	276,2	12:56'13.020
16	20.674	<b>24.702</b>	24.533	31.948	1'41.857	277,6	16	20.661	24.820	23.825	32.305	1'41.611	278,4	12:57'54.631
17	20.529	24.704	23.616	32.354	1'41.203	<b>283,5</b>	17	20.745	24.939	23.752	32.393	1'41.829	276,2	12:59'36.460
18	20.960	24.862	23.554	32.198	1'41.574	279,1	18	20.787	24.906	23.684	32.214	1'41.591	<b>284,2</b>	13:01'18.051
Race Time 30'27.226							Race Time 30'29.221							

30/05/2021 P = Pits In/Out - C = Lap Time Cancelled

These data/results cannot be reproduced, stored and/or transmitted in whole or in part by any manner of electronic, mechanical, photocopying, recording, broadcasting or otherwise now known or herein after developed without the previous express consent by the copyright owner, except for reproduction in daily press and regular printed publications on sale to the public within 60 days of the event related to those data/results and always provided that copyright symbol appears together as follows below.

© DORNA WSBK ORGANIZATION Srl 2021



## Gaerne Estoril Round, 28-30 May 2021

### Chronological Analysis Race 2

Circuito Estoril 4.182 m

Start at 12:30'48.830

2 / 5

7° 61 C. ONCU (1'40.951)								10° 70 M. ALCOBA (1'41.479)							
Lap	Seg.1	Seg.2	Seg.3	Seg.4	Lap Time	km/h	Local Time	Lap	Seg.1	Seg.2	Seg.3	Seg.4	Lap Time	km/h	Local Time
1		25.159	23.896	32.190	1'46.921		12:32'35.751	1		25.313	24.069	32.710	1'48.415		12:32'37.245
2	20.912	24.925	23.699	31.898	1'41.434	<b>282,7</b>	12:34'17.185	2	20.945	25.002	<b>23.672</b>	32.081	1'41.700	274,8	12:34'18.945
3	20.835	24.864	23.593	32.080	1'41.372	279,1	12:35'58.557	3	20.715	<b>24.956</b>	23.778	32.283	1'41.732	275,5	12:36'00.677
4	20.730	24.845	23.585	31.839	1'40.999	279,1	12:37'39.556	4	20.796	25.176	23.835	32.129	1'41.936	272,0	12:37'42.613
5	20.784	24.789	23.616	31.958	1'41.147	<b>282,7</b>	12:39'20.703	5	20.799	25.029	23.707	32.093	1'41.628	277,6	12:39'24.241
6	20.712	24.879	23.650	31.884	1'41.125	278,4	12:41'01.828	6	20.922	25.106	23.685	32.167	1'41.880	276,2	12:41'06.121
7	20.975	24.846	<b>23.490</b>	31.871	1'41.182	277,6	12:42'43.010	7	20.756	24.967	23.770	32.013	1'41.506	<b>279,1</b>	12:42'47.627
8	<b>20.625</b>	24.879	23.616	31.929	1'41.049	276,9	12:44'24.059	8	20.957	25.116	23.924	32.093	1'42.090	276,9	12:44'29.717
9	20.745	24.833	23.563	31.988	1'41.129	279,8	12:46'05.188	9	20.708	25.028	23.747	32.170	1'41.653	274,8	12:46'11.370
10	20.768	<b>24.782</b>	23.601	<b>31.800</b>	<b>1'40.951</b>	280,5	12:47'46.139	10	<b>20.656</b>	25.026	23.719	32.204	1'41.605	273,4	12:47'52.975
11	20.742	24.914	23.591	32.288	1'41.535	277,6	12:49'27.674	11	20.775	25.021	23.794	32.147	1'41.737	273,4	12:49'34.712
12	20.743	24.835	23.700	31.954	1'41.232	279,1	12:51'08.906	12	20.716	25.052	23.737	31.974	<b>1'41.479</b>	272,7	12:51'16.191
13	21.133	24.890	23.659	32.150	1'41.832	276,2	12:52'50.738	13	20.801	25.034	23.723	32.019	1'41.577	274,8	12:52'57.768
14	20.778	24.858	23.637	31.908	1'41.181	274,8	12:54'31.919	14	20.989	25.113	23.701	<b>31.930</b>	1'41.733	276,9	12:54'39.501
15	20.758	24.994	23.629	31.901	1'41.282	279,1	12:56'13.201	15	20.744	25.067	23.839	32.225	1'41.875	274,1	12:56'21.376
16	21.572	24.930	23.726	32.163	1'42.391	279,8	12:57'55.592	16	20.900	25.063	23.933	32.216	1'42.112	271,4	12:58'03.488
17	20.764	24.931	23.877	32.313	1'41.885	276,2	12:59'37.477	17	21.020	25.076	23.883	32.284	1'42.263	272,0	12:59'45.751
18	21.123	25.077	24.028	32.480	1'42.708	274,8	13:01'20.185	18	20.928	25.219	23.941	32.313	1'42.401	271,4	13:01'28.152
Race Time 30'31.355								Race Time 30'39.322							

8° 66 N. TUULI (1'41.262)								11° 71 C. BERGMAN (1'41.426)							
Lap	Seg.1	Seg.2	Seg.3	Seg.4	Lap Time	km/h	Local Time	Lap	Seg.1	Seg.2	Seg.3	Seg.4	Lap Time	km/h	Local Time
1		25.459	23.919	32.568	1'48.109		12:32'36.939	1		25.590	24.077	32.602	1'48.795		12:32'37.625
2	20.945	<b>24.760</b>	24.632	32.182	1'42.519	276,9	12:34'19.458	2	21.239	25.018	23.907	33.291	1'43.455	279,8	12:34'21.080
3	20.825	24.823	23.789	32.045	1'41.482	276,2	12:36'00.940	3	20.817	25.045	23.993	32.048	1'41.903	276,2	12:36'02.983
4	<b>20.816</b>	24.813	23.743	31.890	<b>1'41.262</b>	<b>279,1</b>	12:37'42.202	4	20.930	25.034	23.786	32.081	1'41.831	276,9	12:37'44.814
5	21.071	24.868	23.813	32.030	1'41.782	277,6	12:39'23.984	5	<b>20.746</b>	25.029	23.787	31.885	1'41.447	275,5	12:39'26.261
6	20.880	24.964	<b>23.662</b>	31.965	1'41.471	274,1	12:41'05.455	6	20.848	24.944	23.750	<b>31.884</b>	<b>1'41.426</b>	276,2	12:41'07.687
7	20.946	24.861	23.704	32.101	1'41.612	274,8	12:42'47.067	7	20.989	24.964	23.668	32.045	1'41.666	<b>280,5</b>	12:42'49.353
8	21.004	24.947	23.743	32.094	1'41.788	273,4	12:44'28.855	8	20.954	<b>24.930</b>	24.118	31.954	1'41.956	275,5	12:44'31.309
9	20.899	24.922	23.770	31.969	1'41.560	272,0	12:46'10.415	9	20.926	24.936	23.823	32.018	1'41.703	274,8	12:46'13.012
10	20.862	24.901	23.716	32.056	1'41.535	274,8	12:47'51.950	10	20.881	25.025	23.765	32.066	1'41.737	276,2	12:47'54.749
11	21.034	24.940	23.938	32.017	1'41.929	272,7	12:49'33.879	11	20.906	24.941	23.801	32.011	1'41.659	274,1	12:49'36.408
12	21.094	24.995	23.835	32.021	1'41.945	274,1	12:51'15.824	12	20.837	25.006	<b>23.661</b>	31.944	1'41.448	274,8	12:51'17.856
13	21.018	24.848	23.778	32.048	1'41.692	276,2	12:52'57.516	13	20.906	25.011	23.676	32.048	1'41.641	274,1	12:52'59.497
14	20.992	24.974	23.764	<b>31.806</b>	1'41.536	274,8	12:54'39.052	14	20.978	25.074	23.727	32.115	1'41.894	274,8	12:54'41.391
15	20.820	24.884	23.731	31.970	1'41.405	277,6	12:56'20.457	15	20.865	25.071	23.703	32.025	1'41.664	274,1	12:56'23.055
16	21.226	24.963	23.821	32.080	1'42.090	272,7	12:58'02.547	16	20.982	25.075	23.687	32.199	1'41.943	274,8	12:58'04.998
17	21.029	24.992	23.841	31.993	1'41.855	273,4	12:59'44.402	17	20.964	25.162	23.885	32.038	1'42.049	274,1	12:59'47.047
18	21.187	24.808	23.809	32.017	1'41.821	272,7	13:01'26.223	18	21.636	25.033	23.779	32.079	1'42.527	275,5	13:01'29.574
Race Time 30'37.393								Race Time 30'40.744							

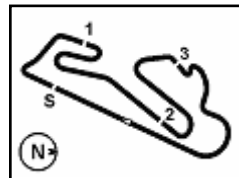
9° 21 R. KRUMMENACHER (1'41.311)								12° 16 J. CLUZEL (1'40.778)							
Lap	Seg.1	Seg.2	Seg.3	Seg.4	Lap Time	km/h	Local Time	Lap	Seg.1	Seg.2	Seg.3	Seg.4	Lap Time	km/h	Local Time
1		25.410	23.991	32.668	1'48.536		12:32'37.366	1		24.990	24.001	32.324	1'46.862		12:32'35.692
2	21.064	24.881	23.648	32.213	1'41.806	279,8	12:34'19.172	2	20.874	24.751	23.699	32.059	1'41.383	280,5	12:34'17.075
3	20.831	24.875	23.719	32.062	1'41.487	<b>280,5</b>	12:36'00.659	3	20.721	24.687	23.655	32.036	1'41.099	280,5	12:35'58.174
4	20.664	24.869	23.791	32.157	1'41.481	277,6	12:37'42.140	4	20.617	24.812	23.654	32.105	1'41.188	280,5	12:37'39.362
5	20.900	25.014	23.671	32.272	1'41.857	274,8	12:39'23.997	5	20.785	24.713	23.706	31.977	1'41.181	280,5	12:39'20.543
6	21.068	24.977	23.698	32.251	1'41.994	274,1	12:41'05.991	6	20.683	24.726	23.652	31.908	1'40.969	281,3	12:41'01.512
7	20.785	24.874	23.640	32.110	1'41.409	276,9	12:42'47.400	7	20.736	24.757	23.736	31.915	1'41.144	281,3	12:42'42.656
8	21.413	<b>24.798</b>	23.706	32.034	1'41.951	276,9	12:44'29.351	8	20.666	24.763	23.720	32.013	1'41.162	281,3	12:44'23.818
9	20.736	24.816	23.684	32.075	<b>1'41.311</b>	276,9	12:46'10.662	9	20.716	24.749	23.750	31.957	1'41.172	282,7	12:46'04.990
10	20.814	24.841	23.701	<b>32.033</b>	1'41.389	279,8	12:47'52.051	10	20.614	24.693	23.631	<b>31.840</b>	<b>1'40.778</b>	280,5	12:47'45.768
11	<b>20.607</b>	24.968	23.661	32.220	1'41.456	279,1	12:49'33.507	11	20.776	24.687	23.757	31.922	1'41.142	282,0	12:49'26.910
12	20.832	25.069	23.830	32.127	1'41.858	272,0	12:51'15.365	12	<b>20.601</b>	24.725	23.643	32.189	1'41.158	277,6	12:51'08.068
13	20.746	24.953	<b>23.632</b>	32.220	1'41.551	272,0	12:52'56.916	13	20.668	24.756	23.661	32.138	1'41.223	278,4	12:52'49.291
14	20.859	25.027	23.711	32.204	1'41.801	272,0	12:54'38.717	14	20.664	24.750	<b>23.604</b>	32.005	1'41.023	278,4	12:54'30.314
15	20.660	25.039	23.686	32.369	1'41.754	272,0	12:56'20.471	15	20.657	24.735	24.045	32.341	1'41.778	278,4	12:56'12.092
16	21.048	24.953	23.649	32.380	1'42.030	271,4	12:58'02.501	16	20.636	<b>24.684</b>	23.799	32.029	1'41.148	282,0	12:57'53.240
17	20.941	24.914	23.706	32.330	1'41.891	272,7	12:59'44.392	17	20.904	25.039	23.609	31.991	1'41.543	<b>284,2</b>	12:59'34.783
18	20.940	24.898	23.660	32.351	1'41.849	274,1	13:01'26.241	18	34.081	24.969	23.885	32.155	1'55.090	281,3	13:01'29.873
Race Time 30'37.411								Race Time 30'41.043							

30/05/2021

P = Pits In/Out - C = Lap Time Cancelled

These data/results cannot be reproduced, stored and/or transmitted in whole or in part by any manner of electronic, mechanical, photocopying, recording, broadcasting or otherwise now known or herein after developed without the previous express consent by the copyright owner, except for reproduction in daily press and regular printed publications on sale to the public within 60 days of the event related to those data/results and always provided that copyright symbol appears together as follows below.

© DORNA WSBK ORGANIZATION Srl 2021



## Gaerne Estoril Round, 28-30 May 2021

### Chronological Analysis Race 2

Circuito Estoril 4.182 m

Start at 12:30'48.830

3 / 5

13° 95 V. TAKALA (1'41.816)								16° 22 F. FULIGNI (1'41.938)							
Lap	Seg.1	Seg.2	Seg.3	Seg.4	Lap Time	km/h	Local Time	Lap	Seg.1	Seg.2	Seg.3	Seg.4	Lap Time	km/h	Local Time
1		25.980	24.396	32.513	1'50.178		12:32'39.008	1		25.889	24.106	32.609	1'49.305		12:32'38.135
2	21.232	25.055	23.971	32.512	1'42.770	281,3	12:34'21.778	2	21.033	25.077	23.942	33.339	1'43.391	276,2	12:34'21.526
3	21.025	25.044	23.866	32.194	1'42.149	281,3	12:36'03.927	3	21.011	25.037	23.870	32.248	1'42.166	<b>279,8</b>	12:36'03.692
4	21.241	24.981	23.936	32.284	1'42.442	284,2	12:37'46.369	4	20.952	<b>24.933</b>	23.844	<b>32.209</b>	<b>1'41.938</b>	277,6	12:37'45.630
5	20.905	25.008	23.846	32.280	1'42.039	278,4	12:39'28.408	5	20.926	25.066	<b>23.722</b>	32.790	1'42.504	276,9	12:39'28.134
6	20.831	24.961	23.872	<b>32.152</b>	<b>1'41.816</b>	281,3	12:41'10.224	6	20.828	25.053	23.784	32.299	1'41.964	272,7	12:41'10.098
7	21.183	25.058	23.879	32.157	1'42.277	<b>285,0</b>	12:42'52.501	7	21.155	25.251	24.399	32.363	1'43.168	274,8	12:42'53.266
8	20.923	25.145	23.740	32.179	1'41.987	276,2	12:44'34.488	8	20.914	25.063	23.786	32.266	1'42.029	275,5	12:44'35.295
9	<b>20.827</b>	25.015	23.970	32.344	1'42.156	275,5	12:46'16.644	9	20.816	25.060	24.014	32.393	1'42.283	276,2	12:46'17.578
10	20.993	25.016	23.832	32.279	1'42.120	276,2	12:47'58.776	10	<b>20.725</b>	25.669	24.020	32.326	1'42.740	274,8	12:48'00.318
11	21.098	25.009	23.878	32.342	1'42.327	278,4	12:49'41.091	11	21.030	25.224	23.898	32.699	1'42.851	272,7	12:49'43.169
12	21.115	24.945	23.939	32.409	1'42.408	272,0	12:51'23.499	12	21.059	25.130	23.858	32.472	1'42.519	271,4	12:51'25.688
13	20.974	<b>24.929</b>	23.805	32.281	1'41.989	277,6	12:53'05.488	13	20.983	25.110	23.890	32.345	1'42.328	270,7	12:53'08.016
14	21.093	25.000	23.902	32.393	1'42.388	278,4	12:54'47.876	14	20.917	25.126	23.916	32.426	1'42.385	270,7	12:54'50.401
15	20.903	24.930	23.918	32.484	1'42.235	276,2	12:56'30.111	15	20.816	25.134	23.859	32.356	1'42.165	272,0	12:56'32.566
16	21.137	24.978	<b>23.731</b>	32.367	1'42.213	274,1	12:58'12.324	16	20.907	25.183	23.898	32.367	1'42.355	272,7	12:58'14.921
17	20.981	25.038	24.157	32.632	1'42.808	272,7	12:59'55.132	17	21.048	25.242	24.035	32.299	1'42.624	276,9	12:59'57.545
18	21.304	25.176	23.935	32.693	1'43.108	274,8	13:01'38.240	18	21.170	25.079	24.077	32.499	1'42.825	278,4	13:01'40.370

Race Time 30'49.410 Race Time 30'51.540

14° 34 K. MANFREDI (1'41.627)								17° 23 D. PIZZOLI (1'42.205)							
Lap	Seg.1	Seg.2	Seg.3	Seg.4	Lap Time	km/h	Local Time	Lap	Seg.1	Seg.2	Seg.3	Seg.4	Lap Time	km/h	Local Time
1		25.615	24.166	32.462	1'48.876		12:32'37.706	1		26.255	25.001	32.771	1'51.038		12:32'39.868
2	20.937	25.018	23.852	31.960	1'41.767	<b>276,2</b>	12:34'19.473	2	21.203	25.198	24.111	32.417	1'42.929	<b>277,6</b>	12:34'22.797
3	20.988	25.094	23.923	32.024	1'42.029	275,5	12:36'01.502	3	21.046	25.170	24.056	<b>32.196</b>	1'42.468	276,2	12:36'05.265
4	20.955	25.079	23.808	32.241	1'42.083	275,5	12:37'43.585	4	21.798	25.099	<b>23.857</b>	32.319	1'43.073	<b>277,6</b>	12:37'48.338
5	20.888	<b>24.974</b>	23.797	32.250	1'41.909	274,1	12:39'25.494	5	21.024	25.133	23.935	32.394	1'42.486	273,4	12:39'30.824
6	21.094	25.138	<b>23.697</b>	32.135	1'42.064	274,1	12:41'07.558	6	21.146	25.139	24.052	32.389	1'42.726	270,0	12:41'13.550
7	21.275	25.032	23.993	32.066	1'42.366	274,1	12:42'49.924	7	20.962	25.202	24.020	32.449	1'42.633	270,7	12:42'56.183
8	20.945	25.043	23.976	31.934	1'41.898	274,1	12:44'31.822	8	21.098	25.177	24.078	32.459	1'42.812	270,0	12:44'38.995
9	20.884	25.008	23.878	<b>31.929</b>	1'41.699	273,4	12:46'13.521	9	20.870	25.206	24.040	32.417	1'42.533	270,0	12:46'21.528
10	<b>20.794</b>	25.014	23.791	32.116	1'41.715	274,1	12:47'55.236	10	20.935	<b>25.049</b>	24.133	32.269	1'42.386	269,3	12:48'03.914
11	20.802	24.986	23.826	32.013	<b>1'41.627</b>	273,4	12:49'36.863	11	20.964	25.088	23.976	32.310	1'42.338	268,7	12:49'46.252
12	21.010	25.120	23.821	32.142	1'42.093	272,7	12:51'18.956	12	<b>20.845</b>	25.085	24.059	32.267	1'42.256	270,0	12:51'28.508
13	20.825	25.111	23.860	32.248	1'42.044	272,7	12:53'01.000	13	20.952	25.142	23.937	32.362	1'42.393	270,7	12:53'10.901
14	22.555	25.194	24.124	32.516	1'44.389	272,0	12:54'45.389	14	21.771	25.107	23.954	32.420	1'43.252	271,4	12:54'54.153
15	20.961	25.299	24.034	32.490	1'42.784	270,0	12:56'28.173	15	20.877	25.107	23.945	32.383	1'42.312	270,7	12:56'36.465
16	21.152	25.300	24.203	32.610	1'43.265	270,0	12:58'11.438	16	20.856	25.092	23.918	32.361	1'42.227	270,7	12:58'18.692
17	21.194	25.495	24.291	32.761	1'43.741	269,3	12:59'55.179	17	20.851	25.096	23.985	32.273	<b>1'42.205</b>	270,7	13:00'00.897
18	21.089	25.358	24.203	32.428	1'43.078	274,1	13:01'38.257	18	20.980	25.064	23.953	32.425	1'42.422	269,3	13:01'43.319

Race Time 30'49.427 Race Time 30'54.489

15° 42 S. FROSSARD (1'41.675)								18° 2 L. MONTELLA (1'41.998)							
Lap	Seg.1	Seg.2	Seg.3	Seg.4	Lap Time	km/h	Local Time	Lap	Seg.1	Seg.2	Seg.3	Seg.4	Lap Time	km/h	Local Time
1		26.173	24.542	32.479	1'50.643		12:32'39.473	1		26.344	25.248	32.618	1'51.773		12:32'40.603
2	21.087	25.025	24.140	32.327	1'42.579	277,6	12:34'22.052	2	21.246	25.309	24.062	32.414	1'43.031	276,9	12:34'23.634
3	21.256	25.187	24.227	32.392	1'43.062	<b>285,7</b>	12:36'05.114	3	20.924	25.179	24.061	32.280	1'42.444	276,9	12:36'06.078
4	20.797	25.080	23.911	32.257	1'42.045	276,9	12:37'47.159	4	21.313	25.311	24.039	32.288	1'42.951	<b>280,5</b>	12:37'49.029
5	20.832	<b>24.831</b>	23.835	32.299	1'41.797	276,2	12:39'28.956	5	20.831	25.153	<b>23.866</b>	32.499	1'42.349	276,2	12:39'31.378
6	20.801	24.946	23.751	<b>32.177</b>	<b>1'41.675</b>	276,9	12:41'10.631	6	21.223	25.165	23.969	32.405	1'42.762	276,2	12:41'14.140
7	20.938	25.135	23.912	32.297	1'42.282	279,1	12:42'52.913	7	20.961	25.166	24.042	32.526	1'42.695	274,8	12:42'56.835
8	<b>20.766</b>	25.185	23.838	32.230	1'42.019	276,2	12:44'34.932	8	20.815	25.208	24.014	32.385	1'42.422	274,8	12:44'39.257
9	20.781	24.939	23.834	32.451	1'42.005	276,2	12:46'16.937	9	21.747	25.128	23.964	32.417	1'43.256	276,2	12:46'22.513
10	20.922	25.063	23.840	32.217	1'42.042	278,4	12:47'58.979	10	20.913	25.058	23.970	32.411	1'42.352	274,8	12:48'04.865
11	21.011	25.174	23.812	32.181	1'42.178	279,1	12:49'41.157	11	20.821	25.185	24.067	32.431	1'42.504	274,8	12:49'47.369
12	20.810	24.983	<b>23.745</b>	32.374	1'41.912	278,4	12:51'23.069	12	<b>20.734</b>	<b>25.054</b>	23.964	<b>32.246</b>	<b>1'41.998</b>	274,8	12:51'29.367
13	20.874	25.015	23.811	32.390	1'42.090	271,4	12:53'05.159	13	20.889	25.134	24.058	32.503	1'42.584	277,6	12:53'11.951
14	21.012	24.968	23.818	32.392	1'42.190	270,7	12:54'47.349	14	20.991	25.138	23.975	32.327	1'42.431	272,7	12:54'54.382
15	20.998	25.048	24.500	32.444	1'42.990	271,4	12:56'30.339	15	20.957	25.149	23.919	32.357	1'42.382	276,9	12:56'36.764
16	21.155	25.138	25.554	32.539	1'44.386	276,9	12:58'14.725	16	20.743	25.096	23.957	32.635	1'42.431	277,6	12:58'19.195
17	20.892	25.250	24.097	32.362	1'42.601	272,0	12:59'57.326	17	20.739	25.152	24.017	32.425	1'42.333	274,8	13:00'01.528
18	21.120	25.213	24.069	32.460	1'42.862	273,4	13:01'40.188	18	20.801	25.072	23.924	32.464	1'42.261	274,8	13:01'43.789

Race Time 30'51.358 Race Time 30'54.959

30/05/2021 P = Pits In/Out - C = Lap Time Cancelled

These data/results cannot be reproduced, stored and/or transmitted in whole or in part by any manner of electronic, mechanical, photocopying, recording, broadcasting or otherwise now known or herein after developed without the previous express consent by the copyright owner, except for reproduction in daily press and regular printed publications on sale to the public within 60 days of the event related to those data/results and always provided that copyright symbol appears together as follows below.

© DORNA WSBK ORGANIZATION Srl 2021



## Gaerne Estoril Round, 28-30 May 2021 Chronological Analysis Race 2

Start at 12:30'48.830

Circuito Estoril 4.182 m

4 / 5

19° 55 G. HENDRA PRATAMA (1'42.196)								22° 45 S. KAWASAKI (1'43.963)							
Lap	Seg.1	Seg.2	Seg.3	Seg.4	Lap Time	km/h	Local Time	Lap	Seg.1	Seg.2	Seg.3	Seg.4	Lap Time	km/h	Local Time
1		25.869	24.609	32.434	1'49.979		12:32'38.809	1		27.410	24.675	32.855	1'52.813		12:32'41.643
2	21.274	25.168	24.327	32.361	1'43.130	276,2	12:34'21.939	2	<b>21.261</b>	25.632	24.450	33.001	1'44.344	<b>276,2</b>	12:34'25.987
3	21.171	25.381	24.142	32.488	1'43.182	<b>282,0</b>	12:36'05.121	3	21.426	25.516	24.498	<b>32.795</b>	1'44.235	268,7	12:36'10.222
4	22.135	25.196	24.084	32.451	1'43.866	269,3	12:37'48.987	4	21.473	25.650	24.547	32.913	1'44.583	272,7	12:37'54.805
5	21.150	25.193	24.081	32.422	1'42.846	274,1	12:39'31.833	5	21.632	25.635	24.565	32.801	1'44.633	269,3	12:39'39.438
6	21.090	25.146	24.115	32.413	1'42.764	276,2	12:41'14.597	6	21.686	25.661	24.738	33.321	1'45.406	268,7	12:41'24.844
7	21.019	25.059	24.089	32.455	1'42.622	275,5	12:42'57.219	7	21.715	25.761	24.643	33.069	1'45.188	266,0	12:43'10.032
8	<b>20.875</b>	25.026	24.075	32.530	1'42.506	274,8	12:44'39.725	8	21.403	25.848	24.652	33.041	1'44.944	268,0	12:44'54.976
9	20.918	25.085	<b>23.943</b>	32.438	1'42.384	274,8	12:46'22.109	9	21.469	25.743	24.581	33.017	1'44.810	268,0	12:46'39.786
10	20.915	<b>24.937</b>	24.054	<b>32.290</b>	<b>1'42.196</b>	272,7	12:48'04.305	10	21.622	25.657	24.472	33.284	1'45.035	266,7	12:48'24.821
11	20.976	25.014	23.956	32.516	1'42.462	274,1	12:49'46.767	11	21.419	25.692	24.668	33.096	1'44.875	266,7	12:50'09.696
12	20.891	25.036	24.157	32.554	1'42.638	272,0	12:51'29.405	12	21.572	25.652	24.838	32.998	1'45.060	266,7	12:51'54.756
13	21.149	25.203	24.125	32.693	1'43.170	272,0	12:53'12.575	13	21.769	25.435	24.753	32.951	1'44.908	266,0	12:53'39.664
14	20.967	25.210	24.307	32.664	1'43.148	272,7	12:54'55.723	14	21.814	25.642	24.608	32.841	1'44.905	266,7	12:55'24.569
15	20.993	25.232	24.186	32.621	1'43.032	272,0	12:56'38.755	15	21.370	25.457	24.397	32.894	1'44.118	271,4	12:57'08.687
16	21.004	25.229	24.088	32.820	1'43.141	272,7	12:58'21.896	16	21.435	25.675	24.580	32.904	1'44.594	272,0	12:58'53.281
17	20.951	25.186	23.956	32.563	1'42.656	270,0	13:00'04.552	17	21.390	25.335	24.423	32.945	1'44.093	271,4	13:00'37.374
18	21.063	25.313	24.127	32.723	1'43.226	270,7	13:01'47.778	18	21.614	<b>25.266</b>	<b>24.281</b>	32.802	<b>1'43.963</b>	270,0	13:02'21.337
Race Time 30'58.948								Race Time 31'32.507							

20° 6 M. HERRERA (1'42.401)								23° 19 P. SZKOPEK (1'43.926)							
Lap	Seg.1	Seg.2	Seg.3	Seg.4	Lap Time	km/h	Local Time	Lap	Seg.1	Seg.2	Seg.3	Seg.4	Lap Time	km/h	Local Time
1		26.033	24.838	32.776	1'51.299		12:32'40.129	1		27.331	24.611	33.115	1'52.859		12:32'41.689
2	21.201	25.084	24.268	32.559	1'43.112	277,6	12:34'23.241	2	21.467	25.733	24.758	32.827	1'44.785	<b>272,0</b>	12:34'26.474
3	20.947	25.052	24.233	32.523	1'42.755	277,6	12:36'05.996	3	24.778	26.065	24.687	33.249	1'48.779	267,3	12:36'15.253
4	21.639	25.243	24.217	32.408	1'43.507	276,2	12:37'49.503	4	21.312	25.484	24.605	33.185	1'44.586	263,4	12:37'59.839
5	21.102	25.267	24.065	32.416	1'42.850	274,8	12:39'32.353	5	21.233	25.609	24.303	33.019	1'44.164	265,4	12:39'44.003
6	20.973	<b>24.934</b>	24.142	<b>32.352</b>	<b>1'42.401</b>	274,8	12:41'14.754	6	21.304	25.702	24.474	33.072	1'44.552	263,4	12:41'28.555
7	21.122	24.996	24.193	32.436	1'42.747	<b>279,8</b>	12:42'57.501	7	21.425	25.431	24.436	32.952	1'44.244	264,1	12:43'12.799
8	<b>20.903</b>	25.017	24.110	32.408	1'42.438	275,5	12:44'39.939	8	21.348	25.480	<b>24.171</b>	32.979	1'43.978	265,4	12:44'56.777
9	21.340	25.112	24.129	32.373	1'42.954	276,2	12:46'22.893	9	<b>21.134</b>	25.864	24.534	33.046	1'44.578	266,0	12:46'41.355
10	21.150	24.979	<b>24.058</b>	32.362	1'42.549	269,3	12:48'05.442	10	21.351	25.403	24.546	33.054	1'44.354	265,4	12:48'25.709
11	21.037	24.998	24.224	32.484	1'42.743	270,0	12:49'48.185	11	21.161	25.400	24.957	32.990	1'44.508	266,7	12:50'10.217
12	21.073	25.060	24.357	32.557	1'43.047	273,4	12:51'31.232	12	21.350	25.680	24.799	32.861	1'44.690	265,4	12:51'54.907
13	21.049	25.134	24.159	32.529	1'42.871	270,7	12:53'14.103	13	21.388	25.564	24.609	33.302	1'44.863	<b>272,0</b>	12:53'39.770
14	21.024	25.001	24.112	32.428	1'42.565	269,3	12:54'56.668	14	21.452	25.561	24.372	32.986	1'44.371	<b>272,0</b>	12:55'24.141
15	21.103	25.033	24.083	33.474	1'43.693	274,1	12:56'40.361	15	21.386	25.386	24.549	32.966	1'44.287	266,0	12:57'08.428
16	21.092	25.085	24.800	32.830	1'43.807	270,0	12:58'24.168	16	21.525	25.607	25.658	33.073	1'45.863	262,8	12:58'54.291
17	21.044	25.177	24.120	32.764	1'43.105	270,7	13:00'07.273	17	21.420	25.386	24.356	<b>32.764</b>	<b>1'43.926</b>	266,0	13:00'38.217
18	21.315	25.299	24.384	34.631	1'45.629	270,0	13:01'52.902	18	21.233	<b>25.235</b>	26.165	35.220	1'47.853	265,4	13:02'26.070
Race Time 31'04.072								Race Time 31'37.240							

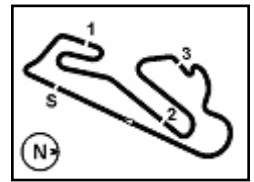
21° 15 E. MCMANUS (1'43.177)								RET 4 S. ODENDAAL (1'40.717)							
Lap	Seg.1	Seg.2	Seg.3	Seg.4	Lap Time	km/h	Local Time	Lap	Seg.1	Seg.2	Seg.3	Seg.4	Lap Time	km/h	Local Time
1		26.332	24.666	33.387	1'52.518		12:32'41.348	1		25.017	23.873	31.859	1'45.903		12:32'34.733
2	21.224	25.516	<b>24.220</b>	33.638	1'44.598	275,5	12:34'25.946	2	20.636	24.864	23.817	31.879	1'41.196	279,8	12:34'15.929
3	21.216	25.362	24.383	33.029	1'43.990	272,7	12:36'09.936	3	20.665	24.634	23.628	32.028	1'40.955	279,1	12:35'56.884
4	21.208	25.551	24.408	32.891	1'44.058	273,4	12:37'53.994	4	20.667	24.658	<b>23.596</b>	<b>31.796</b>	<b>1'40.717</b>	278,4	12:37'37.601
5	21.292	25.329	24.524	32.927	1'44.072	272,7	12:39'38.066	5	20.754	24.671	23.656	31.991	1'41.072	275,5	12:39'18.673
6	21.102	25.386	24.342	32.918	1'43.748	271,4	12:41'21.814	6	20.542	24.632	23.707	31.942	1'40.823	278,4	12:40'59.496
7	21.622	25.294	24.466	33.288	1'44.670	271,4	12:43'06.484	7	20.717	24.735	23.756	31.943	1'41.151	276,9	12:42'40.647
8	21.133	25.803	24.493	32.963	1'44.392	270,0	12:44'50.876	8	20.544	24.715	23.696	31.999	1'40.954	279,8	12:44'21.601
9	21.079	25.525	24.373	33.152	1'44.129	270,0	12:46'35.005	9	20.780	24.814	23.713	32.046	1'41.353	274,8	12:46'02.954
10	21.257	25.527	25.197	33.079	1'45.060	270,0	12:48'20.065	10	20.725	24.715	23.789	31.980	1'41.209	275,5	12:47'44.163
11	21.177	25.527	24.652	33.216	1'44.572	269,3	12:50'04.637	11	20.619	24.713	23.690	32.157	1'41.179	278,4	12:49'25.342
12	21.310	25.405	24.415	33.130	1'44.260	269,3	12:51'48.897	12	21.444	<b>24.571</b>	23.957	31.870	1'41.842	274,8	12:51'07.184
13	21.193	25.490	24.492	32.979	1'44.154	270,0	12:53'33.051	13	20.928	24.724	23.861	32.039	1'41.552	<b>283,5</b>	12:52'48.736
14	29.606	25.528	24.761	33.019	1'52.914	270,7	12:55'25.965	14	<b>20.505</b>	24.612	23.904	31.937	1'40.958	280,5	12:54'29.694
15	<b>21.076</b>	<b>25.158</b>	24.253	<b>32.690</b>	<b>1'43.177</b>	273,4	12:57'09.142	15	20.942	24.755	23.947	31.868	1'41.512	282,0	12:56'11.206
16	21.298	25.211	24.509	32.990	1'44.008	<b>276,2</b>	12:58'53.150	16	20.666	24.744	23.855	32.349	1'41.614	280,5	12:57'52.820
17	21.145	25.422	24.536	33.055	1'44.158	<b>276,2</b>	13:00'37.308	17	20.573	24.649	23.845	32.068	1'41.135	278,4	12:59'33.955
18	21.243	25.384	24.390	32.921	1'43.938	271,4	13:02'21.246								
Race Time 31'32.416								Race Time 28'45.125							

30/05/2021

P = Pits In/Out - C = Lap Time Cancelled

These data/results cannot be reproduced, stored and/or transmitted in whole or in part by any manner of electronic, mechanical, photocopying, recording, broadcasting or otherwise now known or herein after developed without the previous express consent by the copyright owner, except for reproduction in daily press and regular printed publications on sale to the public within 60 days of the event related to those data/results and always provided that copyright symbol appears together as follows below.

© DORNA WSBK ORGANIZATION Srl 2021



## Gaerne Estoril Round, 28-30 May 2021

### Chronological Analysis Race 2

Start at 12:30'48.830

RET 3 R. DE ROSA (1'40.454)							
Lap	Seg.1	Seg.2	Seg.3	Seg.4	Lap Time	km/h	Local Time
1		25.125	23.916	32.074	1'46.464		12:32'35.294
2	20.853	24.813	23.800	31.818	1'41.284	276,2	12:34'16.578
3	20.803	24.845	23.572	31.931	1'41.151	276,9	12:35'57.729
4	20.579	<b>24.713</b>	23.456	<b>31.706</b>	<b>1'40.454</b>	278,4	12:37'38.183
5	20.652	24.722	<b>23.454</b>	31.869	1'40.697	273,4	12:39'18.880
6	20.627	24.753	23.520	31.865	1'40.765	276,9	12:40'59.645
7	20.769	24.884	23.514	32.012	1'41.179	276,9	12:42'40.824
8	20.655	24.836	23.515	32.150	1'41.156	276,9	12:44'21.980
9	20.676	24.791	23.618	32.085	1'41.170	274,1	12:46'03.150
10	20.719	24.786	23.694	31.925	1'41.124	274,1	12:47'44.274
11	20.949	24.726	23.533	31.907	1'41.115	279,1	12:49'25.389
12	<b>20.567</b>	24.941	23.920	32.104	1'41.532	<b>279,8</b>	12:51'06.921
13	20.816	24.970	23.490	31.917	1'41.193	270,7	12:52'48.114
14	20.700	24.963	23.717	31.918	1'41.298	274,1	12:54'29.412
15	21.074	24.870	23.771	31.861	1'41.576	274,8	12:56'10.988
					Race Time	25'22.158	

RET 84 M. FABRIZIO (1'41.902)							
Lap	Seg.1	Seg.2	Seg.3	Seg.4	Lap Time	km/h	Local Time
1		26.013	24.274	32.221	1'49.434		12:32'38.264
2	21.095	25.198	<b>23.774</b>	32.982	1'43.049	<b>279,8</b>	12:34'21.313
3	20.912	25.149	23.848	32.106	1'42.015	276,9	12:36'03.328
4	20.964	25.086	23.800	<b>32.079</b>	1'41.929	277,6	12:37'45.257
5	<b>20.803</b>	25.047	23.792	32.260	<b>1'41.902</b>	276,9	12:39'27.159
6	20.845	25.037	23.791	32.260	1'41.933	274,8	12:41'09.092
7	20.890	25.092	23.795	32.161	1'41.938	274,1	12:42'51.030
8	20.835	<b>25.022</b>	23.914	32.161	1'41.932	274,8	12:44'32.962
9	20.878	25.059	23.805	32.206	1'41.948	274,8	12:46'14.910
10	21.006	25.234	24.052	33.055	1'43.347	275,5	12:47'58.257
11	24.147	35.393	29.398	50.065	2'19.003P	271,4	12:50'17.260
					Race Time	19'28.430	

RET 24 L. TACCINI (1'42.787)							
Lap	Seg.1	Seg.2	Seg.3	Seg.4	Lap Time	km/h	Local Time
1		26.069	24.776	32.902	1'50.802		12:32'39.632
2	<b>21.090</b>	<b>25.131</b>	<b>24.125</b>	<b>32.441</b>	<b>1'42.787</b>	<b>282,7</b>	12:34'22.419
					Race Time	3'33.589	

30/05/2021 P = Pits In/Out - C = Lap Time Cancelled

These data/results cannot be reproduced, stored and/or transmitted in whole or in part by any manner of electronic, mechanical, photocopying, recording, broadcasting or otherwise now known or herein after developed without the previous express consent by the copyright owner, except for reproduction in daily press and regular printed publications on sale to the public within 60 days of the event related to those data/results and always provided that copyright symbol appears together as follows below.

© DORNA WSBK ORGANIZATION Srl 2021