

Gaerne Estoril Round, 28-30 May 2021

Biographical Entry List

Circuito Estoril 4.182 m

No.	Rider (Abbreviation)	Nat	Bike	Wins	Podiums	Pole	Races	Tyres	Class
	Age Date of Birth Place of Birth		Team	2021	2021	2021	2021		
1	2 MONTELLA Luigi (Mon) 22 22/12/1998 Napoli	ITA	Yamaha YZF R6 Chiodo Moto Racing				12 2	Pirelli	*
2	3 DE ROSA Raffaele (DeR) 34 25/03/1987 Napoli	ITA	Kawasaki ZX-6R Orelac Racing VerdNatura				69 2	Pirelli	
3	4 ODENDAAL Steven (Ode) 28 02/03/1993 Johannesburg	RSA	Yamaha YZF R6 Evan Bros. WorldSSP Team	2 2	2 2		17 2	Pirelli	
4	5 OETTL Philipp (Oet) 25 03/05/1996 Bad Reichenhall	GER	Kawasaki ZX-6R Kawasaki Puccetti Racing				17 2	Pirelli	
5	6 HERRERA Maria (Her) 24 26/08/1996 Toledo	ESP	Yamaha YZF R6 Biblion Iberica Yamaha Motoxrcing				16 2	Pirelli	*
6	15 MCMANUS Eugene James (McM) 22 19/04/1999 Antrim	IRL	Yamaha YZF R6 WRP Wepol Racing					Pirelli	
7	16 CLUZEL Jules (Clu) 32 12/10/1988 Montlucon	FRA	Yamaha YZF R6 GMT94 Yamaha	20	54 1	22 1	94 2	Pirelli	
8	19 SZKOPEK Pawel (Szk) 45 06/08/1975 Gostynin	POL	Yamaha YZF R6 Yamaha MS Racing				31 2	Pirelli	
9	21 KRUMMENACHER Randy (Kru) 31 24/02/1990 Zurich	SUI	Yamaha YZF R6 EAB Racing Team	6	14	4	39 2	Pirelli	
10	22 FULIGNI Federico (Ful) 25 01/06/1995 Bologna	ITA	Yamaha YZF R6 VFT Racing				27 2	Pirelli	
11	23 PIZZOLI Davide (Piz) 21 11/09/1999 Roma	ITA	Yamaha YZF R6 VFT Racing				6 2	Pirelli	
12	24 TACCINI Leonardo (Tac) 18 18/09/2002 Rome	ITA	Kawasaki ZX-6R Orelac Racing VerdNatura				2 2	Pirelli	*
13	29 BERNARDI Luca (Ber) 19 29/08/2001 San Marino	RSM	Yamaha YZF R6 CM Racing				2 2	Pirelli	
14	34 MANFREDI Kevin (Man) 26 03/01/1995 Sarzana	ITA	Yamaha YZF R6 Altoago Racing Team				18 2	Pirelli	*
15	38 SOOMER Hannes (Soo) 23 17/02/1998 Tallinn	EST	Yamaha YZF R6 Kallio Racing			3	53 2	Pirelli	
16	42 FROSSARD Stephane (Fro) 26 05/05/1995 Bienne	SUI	Yamaha YZF R6 Moto Team Jura Vitesse				6 2	Pirelli	*
17	45 KAWASAKI Shogo (Kaw) 18 12/09/2002 Komae - Tokyo	JPN	Kawasaki ZX-6R G.A.P. MOTOZOO Racing by Puccetti				2 2	Pirelli	*
18	55 HENDRA PRATAMA Galang (Hen) 22 10/03/1999 Yogyakarta	INA	Yamaha YZF R6 Ten Kate Racing Yamaha				17 2	Pirelli	
19	61 ONCU Can Alexander (Onc) 17 26/07/2003 Alanya	TUR	Kawasaki ZX-6R Kawasaki Puccetti Racing				17 2	Pirelli	
20	66 TUULI Niki (Tuu) 25 26/11/1995 Myrskylä	FIN	MV Agusta F3 675 MV Agusta Corse Clienti	1	5	1	22 1	Pirelli	
21	70 ALCOBA Marc (Alc) 20 01/09/2000 Tarragona	ESP	Yamaha YZF R6 Yamaha MS Racing				2 2	Pirelli	
22	71 BERGMAN Christoffer (Beg) 31 06/10/1989 Karlstad	SWE	Yamaha YZF R6 Wojcik Racing Team				17 2	Pirelli	
23	77 AEGERTER Dominique (Aeg) 30 30/09/1990 Röthenbach Im Emmental Be	SUI	Yamaha YZF R6 Ten Kate Racing Yamaha			1 1	2 2	Pirelli	
24	81 GONZALEZ Manuel (Gon) 18 04/08/2002 Madrid	ESP	Yamaha YZF R6 Yamaha ParkinGo Team				17 2	Pirelli	
25	84 FABRIZIO Michel (Fab) 36 17/09/1984 Frascati (Roma)	ITA	Kawasaki ZX-6R G.A.P. MOTOZOO Racing by Puccetti			5	16 2	Pirelli	
26	94 CARICASULO Federico (Car) 25 06/04/1996 Ravenna	ITA	Yamaha YZF R6 GMT94 Yamaha	6	20	8	50 2	Pirelli	
27	95 TAKALA Vertti (Tak) 26 20/01/1995 Äänekoski, Finland	FIN	Yamaha YZF R6 Kallio Racing				2 2	Pirelli	

Gaerne Estoril Round, 28-30 May 2021

Results Free Practice 1st Session

Circuito Estoril 4.182 m

1 / 2

No.	Rider	Nat	Team	Bike	Class	Time	Gap	Rel.	Laps	Speed	
										Avg	Max
1	94 F. CARICASULO	ITA	GMT94 Yamaha	Yamaha YZF R6		1'40.982			20	149,088	279,1
2	5 P. OETTL	GER	Kawasaki Puccetti Racing	Kawasaki ZX-6R		1'41.192	0.210	0.210	17	148,779	279,1
3	3 R. DE ROSA	ITA	Orelac Racing VerdNatura	Kawasaki ZX-6R		1'41.215	0.233	0.023	17	148,745	276,2
4	4 S. ODENDAAL	RSA	Evan Bros. WorldSSP Team	Yamaha YZF R6		1'41.322	0.340	0.107	16	148,588	283,5
5	81 M. GONZALEZ	ESP	Yamaha ParkinGo Team	Yamaha YZF R6		1'41.434	0.452	0.112	15	148,424	274,1
6	71 C. BERGMAN	SWE	Wojcik Racing Team	Yamaha YZF R6		1'41.435	0.453	0.001	19	148,422	276,9
7	21 R. KRUMMENACHER	SUI	EAB Racing Team	Yamaha YZF R6		1'41.457	0.475	0.022	17	148,390	277,6
8	29 L. BERNARDI	RSM	CM Racing	Yamaha YZF R6		1'41.611	0.629	0.154	17	148,165	279,8
9	77 D. AEGERTER	SUI	Ten Kate Racing Yamaha	Yamaha YZF R6		1'41.802	0.820	0.191	19	147,887	276,2
10	61 C. ONCU	TUR	Kawasaki Puccetti Racing	Kawasaki ZX-6R		1'41.870	0.888	0.068	16	147,788	282,0
11	38 H. SOOMER	EST	Kallio Racing	Yamaha YZF R6		1'41.916	0.934	0.046	16	147,722	275,5
12	16 J. CLUZEL	FRA	GMT94 Yamaha	Yamaha YZF R6		1'41.978	0.996	0.062	13	147,632	276,2
13	34 K. MANFREDI	ITA	AltoGo Racing Team	Yamaha YZF R6		1'42.058	1.076	0.080	17	147,516	272,7
14	23 D. PIZZOLI	ITA	VFT Racing	Yamaha YZF R6		1'42.919	1.937	0.861	16	146,282	272,0
15	84 M. FABRIZIO	ITA	G.A.P. MOTOZOO Racing by Puccetti	Kawasaki ZX-6R		1'43.217	2.235	0.298	20	145,860	272,0
16	95 V. TAKALA	FIN	Kallio Racing	Yamaha YZF R6		1'43.264	2.282	0.047	19	145,793	273,4
17	55 G. HENDRA PRATAMA	INA	Ten Kate Racing Yamaha	Yamaha YZF R6		1'43.498	2.516	0.234	13	145,464	278,4
18	22 F. FULIGNI	ITA	VFT Racing	Yamaha YZF R6		1'43.596	2.614	0.098	9	145,326	278,4
19	66 N. TUULI	FIN	MV Agusta Corse Clienti	MV Agusta F3 675		1'43.800	2.818	0.204	2	145,040	270,0
20	42 S. FROSSARD	SUI	Moto Team Jura Vitesse	Yamaha YZF R6		1'43.891	2.909	0.091	19	144,913	270,7
21	2 L. MONTELLA	ITA	Chiodo Moto Racing	Yamaha YZF R6		1'44.655	3.673	0.764	16	143,856	279,8
22	19 P. SZKOPEK	POL	Yamaha MS Racing	Yamaha YZF R6		1'45.161	4.179	0.506	14	143,163	270,0
23	24 L. TACCINI	ITA	Orelac Racing VerdNatura	Kawasaki ZX-6R		1'45.548	4.566	0.387	17	142,638	272,0
24	15 E. MCMANUS	IRL	WRP Wepol Racing	Yamaha YZF R6		1'45.843	4.861	0.295	18	142,241	272,7
25	6 M. HERRERA	ESP	Biblion Iberica Yamaha Motoxracing	Yamaha YZF R6		1'45.855	4.873	0.012	6	142,225	269,3
26	45 S. KAWASAKI	JPN	G.A.P. MOTOZOO Racing by Puccetti	Kawasaki ZX-6R		1'45.946	4.964	0.091	18	142,103	272,0
27	70 M. ALCOBA	ESP	Yamaha MS Racing	Yamaha YZF R6		1'46.455	5.473	0.509	2	141,423	270,7

Qualifying Lap Time (107% of 1'40.982): **1'48.052**

* WorldSSP Challenge

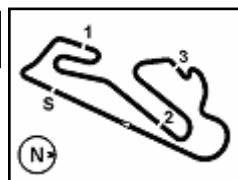
AIR	Humidity:	61%	Temp:	21°C
TRACK	Condition:	Dry	Temp:	35°C

Records	Pole (SP)	2020 A.Locatelli	1'39.520	151,280	Km/h
	Race (RC1)	2020 I.Vinales	1'40.053	150,470	Km/h
	All Times (SP)	2020 A.Locatelli	1'39.520	151,280	Km/h

Start 28/05/2021 11:25 End 12:13 The results are provisional until the end of the time limit for protests and appeals and the completion of the technical checks.

These data/results cannot be reproduced, stored and/or transmitted in whole or in part by any manner of electronic, mechanical, photocopying, recording, broadcasting or otherwise now known or herein after developed without the previous express consent by the copyright owner, except for reproduction in daily press and regular printed publications on sale to the public within 60 days of the event related to those data/results and always provided that copyright symbol appears together as follows below.

© DORNA WSBK ORGANIZATION Srl 2021



Gaerne Estoril Round, 28-30 May 2021

Results Free Practice 1st Session

Session Highlights

Local Time	No. Rider	Description
11.25.00		Start
11.25.07		WorldSSP Pit Intervention Time: 1min 21secs
11.29.45	15 E. MCMANUS	Check Transponder
11.31.21	55 G. HENDRA PRATAMA	Technical Problem - Turn 12
11.31.27	55 G. HENDRA PRATAMA	Re-joined
11.31.36	6 M. HERRERA	Crashed - Turn 12
11.33.28	66 N. TUULI	Crashed - Turn 13
11.37.55	15 E. MCMANUS	BLACK FLAG - Transponder Not Working
11.45.00	15 E. MCMANUS	Allowed to continue the practice
11.52.22	23 D. PIZZOLI	Lap Cancelled (1'43.958) - Exceeded Track Limits - Turn 13
11.56.28	15 E. MCMANUS	Lap Cancelled (1'47.485) - Exceeded Track Limits - Turn 13
12.12.09	4 S. ODENDAAL	Lap Cancelled (1'44.932) - Exceeded Track Limits - Turn 13
12.12.39	21 R. KRUMMENACHER	Lap Cancelled (1'45.682) - Exceeded Track Limits - Turn 13
12.12.52	81 M. GONZALEZ	Lap Cancelled (1'43.217) - Exceeded Track Limits - Turn 13
12.13.00		End Of Session

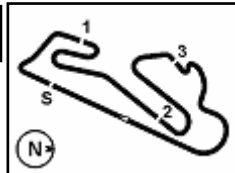
Fastest Laps Sequence

No.	Rider	Nat	Team	Bike	Local Time	Time	Gap	Avg
61	C. ONCU	TUR	Kawasaki Puccetti Racing	Kawasaki ZX-6R	11:28'47.825	1'44.993		143,392
34	K. MANFREDI	ITA	Altojo Racing Team	Yamaha YZF R6	11:28'50.399	1'44.646	-0.347	143,868
71	C. BERGMAN	SWE	Wojcik Racing Team	Yamaha YZF R6	11:29'02.752	1'44.394	-0.252	144,215
16	J. CLUZEL	FRA	GMT94 Yamaha	Yamaha YZF R6	11:29'48.131	1'43.497	-0.897	145,465
21	R. KRUMMENACHER	SUI	EAB Racing Team	Yamaha YZF R6	11:30'37.233	1'43.233	-0.264	145,837
71	C. BERGMAN	SWE	Wojcik Racing Team	Yamaha YZF R6	11:30'45.825	1'43.073	-0.160	146,063
16	J. CLUZEL	FRA	GMT94 Yamaha	Yamaha YZF R6	11:31'30.985	1'42.854	-0.219	146,374
61	C. ONCU	TUR	Kawasaki Puccetti Racing	Kawasaki ZX-6R	11:32'21.202	1'42.406	-0.448	147,015
71	C. BERGMAN	SWE	Wojcik Racing Team	Yamaha YZF R6	11:32'28.163	1'42.338	-0.068	147,113
71	C. BERGMAN	SWE	Wojcik Racing Team	Yamaha YZF R6	11:34'10.120	1'41.957	-0.381	147,662
5	P. OETTL	GER	Kawasaki Puccetti Racing	Kawasaki ZX-6R	11:34'21.438	1'41.712	-0.245	148,018
5	P. OETTL	GER	Kawasaki Puccetti Racing	Kawasaki ZX-6R	11:36'03.089	1'41.651	-0.061	148,107
5	P. OETTL	GER	Kawasaki Puccetti Racing	Kawasaki ZX-6R	11:39'30.222	1'41.192	-0.459	148,779
94	F. CARICASULO	ITA	GMT94 Yamaha	Yamaha YZF R6	12:04'54.537	1'40.982	-0.210	149,088

Start 11:25 End 12:13 The results are provisional until the end of the time limit for protests and appeals and the completion of the technical checks.

These data/results cannot be reproduced, stored and/or transmitted in whole or in part by any manner of electronic, mechanical, photocopying, recording, broadcasting or otherwise now known or herein after developed without the previous express consent by the copyright owner, except for reproduction in daily press and regular printed publications on sale to the public within 60 days of the event related to those data/results and always provided that copyright symbol appears together as follows below.

© DORNA WSBK ORGANIZATION Srl 2021



Gaerne Estoril Round, 28-30 May 2021

Best Sectors & Speed Free Practice 1st Session

BEST LAP			
1	94 F. CARICASULO	Yamaha YZF R6	1'40.982
2	5 P. OETTL	Kawasaki ZX-6R	1'41.192
3	3 R. DE ROSA	Kawasaki ZX-6R	1'41.215
4	4 S. ODENDAAL	Yamaha YZF R6	1'41.322
5	81 M. GONZALEZ	Yamaha YZF R6	1'41.434
6	71 C. BERGMAN	Yamaha YZF R6	1'41.435
7	21 R. KRUMMENACHER	Yamaha YZF R6	1'41.457
8	29 L. BERNARDI	Yamaha YZF R6	1'41.611
9	77 D. AEGERTER	Yamaha YZF R6	1'41.802
10	61 C. ONCU	Kawasaki ZX-6R	1'41.870
11	38 H. SOOMER	Yamaha YZF R6	1'41.916
12	16 J. CLUZEL	Yamaha YZF R6	1'41.978
13	34 K. MANFREDI	Yamaha YZF R6	1'42.058
14	23 D. PIZZOLI	Yamaha YZF R6	1'42.919
15	84 M. FABRIZIO	Kawasaki ZX-6R	1'43.217
16	95 V. TAKALA	Yamaha YZF R6	1'43.264
17	55 G. HENDRA PRATAMA	Yamaha YZF R6	1'43.498
18	22 F. FULIGNI	Yamaha YZF R6	1'43.596
19	66 N. TUULI	MV Agusta F3 675	1'43.800
20	42 S. FROSSARD	Yamaha YZF R6	1'43.891
21	2 L. MONTELLA	Yamaha YZF R6	1'44.655
22	19 P. SZKOPEK	Yamaha YZF R6	1'45.161
23	24 L. TACCINI	Kawasaki ZX-6R	1'45.548
24	15 E. MCMANUS	Yamaha YZF R6	1'45.843
25	6 M. HERRERA	Yamaha YZF R6	1'45.855
26	45 S. KAWASAKI	Kawasaki ZX-6R	1'45.946
27	70 M. ALCOBA	Yamaha YZF R6	1'46.455

SPEED			
1	4 S. ODENDAAL	Yamaha YZF R6	283,5
2	61 C. ONCU	Kawasaki ZX-6R	282,0
3	29 L. BERNARDI	Yamaha YZF R6	279,8
4	2 L. MONTELLA	Yamaha YZF R6	279,8
5	5 P. OETTL	Kawasaki ZX-6R	279,1
6	94 F. CARICASULO	Yamaha YZF R6	279,1
7	55 G. HENDRA PRATAMA	Yamaha YZF R6	278,4
8	22 F. FULIGNI	Yamaha YZF R6	278,4
9	21 R. KRUMMENACHER	Yamaha YZF R6	277,6
10	71 C. BERGMAN	Yamaha YZF R6	276,9
11	3 R. DE ROSA	Kawasaki ZX-6R	276,2
12	16 J. CLUZEL	Yamaha YZF R6	276,2
13	77 D. AEGERTER	Yamaha YZF R6	276,2
14	38 H. SOOMER	Yamaha YZF R6	275,5
15	81 M. GONZALEZ	Yamaha YZF R6	274,1
16	95 V. TAKALA	Yamaha YZF R6	273,4
17	34 K. MANFREDI	Yamaha YZF R6	272,7
18	15 E. MCMANUS	Yamaha YZF R6	272,7
19	45 S. KAWASAKI	Kawasaki ZX-6R	272,0
20	84 M. FABRIZIO	Kawasaki ZX-6R	272,0
21	23 D. PIZZOLI	Yamaha YZF R6	272,0
22	24 L. TACCINI	Kawasaki ZX-6R	272,0
23	70 M. ALCOBA	Yamaha YZF R6	270,7
24	42 S. FROSSARD	Yamaha YZF R6	270,7
25	66 N. TUULI	MV Agusta F3 675	270,0
26	19 P. SZKOPEK	Yamaha YZF R6	270,0
27	6 M. HERRERA	Yamaha YZF R6	269,3

SEG. 1		
1	94 F. CARICASULO	20.493
2	81 M. GONZALEZ	20.544
3	4 S. ODENDAAL	20.547
4	5 P. OETTL	20.553
5	29 L. BERNARDI	20.639
6	71 C. BERGMAN	20.651
7	3 R. DE ROSA	20.664
8	77 D. AEGERTER	20.676
9	16 J. CLUZEL	20.712
10	21 R. KRUMMENACHER	20.713
11	38 H. SOOMER	20.713
12	61 C. ONCU	20.748
13	34 K. MANFREDI	20.805
14	23 D. PIZZOLI	21.035
15	22 F. FULIGNI	21.068
16	55 G. HENDRA PRATAMA	21.093
17	42 S. FROSSARD	21.127
18	95 V. TAKALA	21.145
19	84 M. FABRIZIO	21.152
20	2 L. MONTELLA	21.346
21	15 E. MCMANUS	21.391
22	24 L. TACCINI	21.407
23	19 P. SZKOPEK	21.428
24	66 N. TUULI	21.463
25	70 M. ALCOBA	21.620
26	45 S. KAWASAKI	21.666
27	6 M. HERRERA	21.744

SEG. 2		
1	4 S. ODENDAAL	24.624
2	94 F. CARICASULO	24.720
3	16 J. CLUZEL	24.814
4	5 P. OETTL	24.839
5	3 R. DE ROSA	24.858
6	21 R. KRUMMENACHER	24.876
7	81 M. GONZALEZ	24.897
8	38 H. SOOMER	24.915
9	77 D. AEGERTER	24.919
10	29 L. BERNARDI	24.929
11	61 C. ONCU	24.970
12	71 C. BERGMAN	24.973
13	23 D. PIZZOLI	25.059
14	66 N. TUULI	25.076
15	34 K. MANFREDI	25.133
16	95 V. TAKALA	25.231
17	84 M. FABRIZIO	25.311
18	22 F. FULIGNI	25.343
19	55 G. HENDRA PRATAMA	25.376
20	42 S. FROSSARD	25.476
21	15 E. MCMANUS	25.694
22	2 L. MONTELLA	25.756
23	24 L. TACCINI	25.860
24	19 P. SZKOPEK	25.871
25	70 M. ALCOBA	25.892
26	6 M. HERRERA	25.972
27	45 S. KAWASAKI	26.001

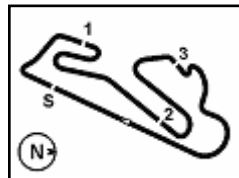
SEG. 3		
1	5 P. OETTL	23.520
2	81 M. GONZALEZ	23.566
3	3 R. DE ROSA	23.589
4	77 D. AEGERTER	23.596
5	94 F. CARICASULO	23.609
6	71 C. BERGMAN	23.639
7	21 R. KRUMMENACHER	23.639
8	38 H. SOOMER	23.690
9	61 C. ONCU	23.701
10	29 L. BERNARDI	23.721
11	4 S. ODENDAAL	23.770
12	16 J. CLUZEL	23.788
13	34 K. MANFREDI	23.853
14	66 N. TUULI	23.866
15	22 F. FULIGNI	23.977
16	23 D. PIZZOLI	24.018
17	84 M. FABRIZIO	24.116
18	55 G. HENDRA PRATAMA	24.129
19	95 V. TAKALA	24.134
20	42 S. FROSSARD	24.364
21	6 M. HERRERA	24.617
22	2 L. MONTELLA	24.626
23	19 P. SZKOPEK	24.641
24	24 L. TACCINI	24.932
25	45 S. KAWASAKI	24.973
26	15 E. MCMANUS	25.045
27	70 M. ALCOBA	25.239

SEG. 4		
1	94 F. CARICASULO	31.939
2	71 C. BERGMAN	31.972
3	3 R. DE ROSA	31.981
4	81 M. GONZALEZ	32.032
5	5 P. OETTL	32.123
6	21 R. KRUMMENACHER	32.128
7	61 C. ONCU	32.133
8	34 K. MANFREDI	32.229
9	4 S. ODENDAAL	32.238
10	29 L. BERNARDI	32.322
11	38 H. SOOMER	32.345
12	84 M. FABRIZIO	32.435
13	16 J. CLUZEL	32.451
14	66 N. TUULI	32.458
15	77 D. AEGERTER	32.491
16	23 D. PIZZOLI	32.589
17	95 V. TAKALA	32.683
18	55 G. HENDRA PRATAMA	32.747
19	22 F. FULIGNI	32.822
20	2 L. MONTELLA	32.842
21	42 S. FROSSARD	32.924
22	70 M. ALCOBA	33.120
23	19 P. SZKOPEK	33.167
24	24 L. TACCINI	33.203
25	45 S. KAWASAKI	33.270
26	6 M. HERRERA	33.399
27	15 E. MCMANUS	33.542

28/05/2021

These data/results cannot be reproduced, stored and/or transmitted in whole or in part by any manner of electronic, mechanical, photocopying, recording, broadcasting or otherwise now known or herein after developed without the previous express consent by the copyright owner, except for reproduction in daily press and regular printed publications on sale to the public within 60 days of the event related to those data/results and always provided that copyright symbol appears together as follows below.

© DORNA WSBK ORGANIZATION Srl 2021



Gaerne Estoril Round, 28-30 May 2021

Ideal Times Free Practice 1st Session

Circuito Estoril 4.182 m

No.	Rider	Nat	Bike	Seg. 1	Seg. 2	Seg. 3	Seg. 4	Ideal Time		
				Diff. 1	Diff. 2	Diff. 3	Diff. 4	Best Lap	Pos.	Diff.
1	94 F. CARICASULO	ITA	Yamaha YZF R6	20.493	24.720 +0.062	23.609 +0.042	31.939 +0.117	1'40.761 1'40.982	1	0.221
2	5 P. OETTL	GER	Kawasaki ZX-6R	20.553 +0.098	24.839 +0.059	23.520	32.123	1'41.035 1'41.192	2	0.157
3	81 M. GONZALEZ	ESP	Yamaha YZF R6	20.544 +0.106	24.897 +0.095	23.566	32.032 +0.194	1'41.039 1'41.434	5	0.395
4	3 R. DE ROSA	ITA	Kawasaki ZX-6R	20.664 +0.123	24.858	23.589	31.981	1'41.092 1'41.215	3	0.123
5	4 S. ODENDAAL	RSA	Yamaha YZF R6	20.547 +0.101	24.624	23.770 +0.042	32.238	1'41.179 1'41.322	4	0.143
6	71 C. BERGMAN	SWE	Yamaha YZF R6	20.651 +0.173	24.973 +0.027	23.639	31.972	1'41.235 1'41.435	6	0.200
7	21 R. KRUMMENACHER	SUI	Yamaha YZF R6	20.713 +0.025	24.876 +0.070	23.639	32.128 +0.006	1'41.356 1'41.457	7	0.101
8	61 C. ONCU	TUR	Kawasaki ZX-6R	20.748	24.970 +0.098	23.701 +0.071	32.133 +0.149	1'41.552 1'41.870	10	0.318
9	29 L. BERNARDI	RSM	Yamaha YZF R6	20.639	24.929	23.721	32.322	1'41.611 1'41.611	8	
10	38 H. SOOMER	EST	Yamaha YZF R6	20.713 +0.011	24.915	23.690	32.345 +0.242	1'41.663 1'41.916	11	0.253
11	77 D. AEGERTER	SUI	Yamaha YZF R6	20.676	24.919 +0.088	23.596 +0.032	32.491	1'41.682 1'41.802	9	0.120
12	16 J. CLUZEL	FRA	Yamaha YZF R6	20.712 +0.155	24.814 +0.043	23.788 +0.015	32.451	1'41.765 1'41.978	12	0.213
13	34 K. MANFREDI	ITA	Yamaha YZF R6	20.805 +0.038	25.133	23.853	32.229	1'42.020 1'42.058	13	0.038
14	23 D. PIZZOLI	ITA	Yamaha YZF R6	21.035 +0.101	25.059	24.018 +0.117	32.589	1'42.701 1'42.919	14	0.218
15	66 N. TUULI	FIN	MV Agusta F3 675	21.463	25.076 +0.558	23.866 +0.379	32.458	1'42.863 1'43.800	19	0.937
16	84 M. FABRIZIO	ITA	Kawasaki ZX-6R	21.152 +0.112	25.311	24.116	32.435 +0.091	1'43.014 1'43.217	15	0.203
17	95 V. TAKALA	FIN	Yamaha YZF R6	21.145	25.231 +0.071	24.134	32.683	1'43.193 1'43.264	16	0.071
18	22 F. FULIGNI	ITA	Yamaha YZF R6	21.068 +0.097	25.343 +0.044	23.977	32.822 +0.245	1'43.210 1'43.596	18	0.386
19	55 G. HENDRA PRATAMA	INA	Yamaha YZF R6	21.093 +0.152	25.376	24.129 +0.001	32.747	1'43.345 1'43.498	17	0.153
20	42 S. FROSSARD	SUI	Yamaha YZF R6	21.127	25.476	24.364	32.924	1'43.891 1'43.891	20	
21	2 L. MONTELLA	ITA	Yamaha YZF R6	21.346	25.756	24.626	32.842 +0.085	1'44.570 1'44.655	21	0.085
22	19 P. SZKOPEK	POL	Yamaha YZF R6	21.428 +0.018	25.871	24.641	33.167 +0.036	1'45.107 1'45.161	22	0.054
23	24 L. TACCINI	ITA	Kawasaki ZX-6R	21.407	25.860	24.932 +0.146	33.203	1'45.402 1'45.548	23	0.146
24	15 E. MCMANUS	IRL	Yamaha YZF R6	21.391	25.694	25.045 +0.171	33.542	1'45.672 1'45.843	24	0.171
25	6 M. HERRERA	ESP	Yamaha YZF R6	21.744 +0.123	25.972	24.617	33.399	1'45.732 1'45.855	25	0.123
26	70 M. ALCOBA	ESP	Yamaha YZF R6	21.620 +0.274	25.892 +0.310	25.239	33.120	1'45.871 1'46.455	27	0.584
27	45 S. KAWASAKI	JPN	Kawasaki ZX-6R	21.666	26.001	24.973	33.270 +0.036	1'45.910 1'45.946	26	0.036
Overall Ideal Time				20.493	24.624	23.520	31.939	1'40.576		

28/05/2021

These data/results cannot be reproduced, stored and/or transmitted in whole or in part by any manner of electronic, mechanical, photocopying, recording, broadcasting or otherwise now known or herein after developed without the previous express consent by the copyright owner, except for reproduction in daily press and regular printed publications on sale to the public within 60 days of the event related to those data/results and always provided that copyright symbol appears together as follows below.

© DORNA WSBK ORGANIZATION Srl 2021

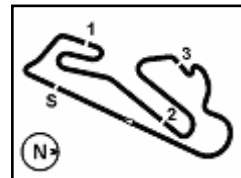
FIGR PERUGIA TIMING



Official Tyre Supplier



Official Timekeeper



Gaerne Estoril Round, 28-30 May 2021

Chronological Analysis Free Practice 1st Session

Circuito Estoril 4.182 m

1 / 5

1° 94 F. CARICASULO (1'40.982)							
Lap	Seg.1	Seg.2	Seg.3	Seg.4	Lap Time	km/h	Local Time
1		27.244	25.980	33.373			11:27'17.096
2	21.482	26.176	24.660	32.722	1'45.040	275,5	11:29'02.136
3	21.258	25.525	24.293	32.412	1'43.488	274,8	11:30'45.624
4	21.424	25.111	24.106	32.198	1'42.839	274,1	11:32'28.463
5	20.881	25.030	24.152	32.177	1'42.240	279,1	11:34'10.703
6	20.857	24.985	23.884	46.335	1'56.061P	277,6	11:36'08.764
7	5'41.233	25.591	24.687	32.672	7'04.183P		11:43'10.947
8	21.114	24.982	23.975	32.321	1'42.392	269,3	11:44'53.339
9	20.653	25.094	23.905	32.425	1'42.077	272,0	11:46'35.416
10	20.879	25.018	24.240	42.875	1'53.012P	270,7	11:48'28.428
11	3'11.849	26.149	24.129	32.414	4'34.541P		11:53'02.969
12	20.676	25.546	23.773	32.384	1'42.379	272,0	11:54'45.348
13	20.729	24.890	23.800	32.181	1'41.600	270,7	11:56'26.948
14	20.701	24.841	23.707	32.071	1'41.320	270,7	11:58'08.268
15	20.630	24.882	23.784	32.512	1'41.808	273,4	11:59'50.076
16	20.608	24.948	23.666	32.228	1'41.450	270,7	12:01'31.526
17	20.654	24.873	24.134	32.368	1'42.029	272,0	12:03'13.555
18	20.493	24.782	23.651	32.056	1'40.982	273,4	12:04'54.537
19	20.572	24.737	23.609	32.525	1'41.443	272,0	12:06'35.980
20	27.276	26.804	30.740	32.341	1'57.161	274,8	12:08'33.141
21	20.693	24.720	23.753	31.939	1'41.105	272,7	12:10'14.246

4° 4 S. ODENDAAL (1'41.322)							
Lap	Seg.1	Seg.2	Seg.3	Seg.4	Lap Time	km/h	Local Time
1		26.821	25.543	33.788			11:28'21.498
2	21.569	25.535	24.510	32.910	1'44.524	276,9	11:30'06.022
3	20.926	25.281	24.316	32.615	1'43.138	274,8	11:31'49.160
4	21.078	25.185	24.003	32.936	1'43.202	274,8	11:33'32.362
5	20.897	24.956	24.069	32.496	1'42.418	276,2	11:35'14.780
6	20.752	24.916	23.919	32.470	1'42.057	274,8	11:36'56.837
7	20.725	24.778	23.933	32.386	1'41.822	272,7	11:38'38.659
8	20.975	24.924	24.362	46.979	1'57.240P	274,8	11:40'35.899
9	9'28.967	26.118	24.905	39.980	10'59.970P		11:51'35.869
10	20.740	24.738	23.863	32.361	1'41.702	274,8	11:53'17.571
11	20.547	24.874	23.815	32.255	1'41.491	275,5	11:54'59.062
12	20.567	24.779	23.843	32.347	1'41.536	276,9	11:56'40.598
13	21.176	25.525	24.464	43.615	1'54.780P	274,8	11:58'35.378
14	5'27.170	25.478	24.513	33.220	6'50.381P		12:05'25.759
15	20.630	24.872	24.058	35.372	1'44.932C	278,4	12:07'10.691
16	20.567	24.685	23.770	32.462	1'41.484	283,5	12:08'52.175
17	20.648	24.624	23.812	32.238	1'41.322	276,2	12:10'33.497

2° 5 P. OETTL (1'41.192)							
Lap	Seg.1	Seg.2	Seg.3	Seg.4	Lap Time	km/h	Local Time
1		26.117	25.199	32.832			11:27'17.278
2	21.543	28.254	26.025	37.970	1'53.792	279,1	11:29'11.070
3	20.755	25.333	24.344	33.786	1'44.218	278,4	11:30'55.288
4	20.935	24.948	26.184	32.371	1'44.438	273,4	11:32'39.726
5	20.746	25.038	23.649	32.279	1'41.712	276,2	11:34'21.438
6	20.707	24.989	23.687	32.268	1'41.651	274,1	11:36'03.089
7	25.019	24.999	23.674	32.249	1'45.941	270,0	11:37'49.030
8	20.651	24.898	23.520	32.123	1'41.192	272,7	11:39'30.222
9	22.139	26.404	24.818	45.364	1'58.725P	274,1	11:41'28.947
10	6'17.884	25.621	23.825	32.382	7'39.712P		11:49'08.659
11	20.630	24.995	23.623	32.264	1'41.512	270,7	11:50'50.171
12	20.742	24.897	23.749	32.314	1'41.702	268,7	11:52'31.873
13	20.609	24.839	23.584	32.179	1'41.211	270,7	11:54'13.084
14	22.132	27.237	24.972	45.997	2'00.338P	272,7	11:56'13.422
15	8'17.092	25.621	24.495	32.674	9'39.882P		12:05'53.304
16	20.989	25.049	23.584	32.417	1'42.039	271,4	12:07'35.343
17	20.553	24.919	23.619	32.583	1'41.674	272,0	12:09'17.017
18	20.586	25.002	29.754	34.747	1'50.089	272,0	12:11'07.106

5° 81 M. GONZALEZ (1'41.434)							
Lap	Seg.1	Seg.2	Seg.3	Seg.4	Lap Time	km/h	Local Time
1		27.174	24.784	35.722			11:27'38.837
2	26.402	25.665	24.519	32.824	1'49.410	270,7	11:29'28.247
3	21.150	25.309	24.533	32.652	1'43.644	274,1	11:31'11.891
4	20.975	25.162	23.951	32.333	1'42.421	272,0	11:32'54.312
5	20.858	25.142	23.992	32.311	1'42.303	274,1	11:34'36.615
6	20.836	24.949	24.206	32.423	1'42.414	271,4	11:36'19.029
7	21.045	25.672	24.107	44.205	1'55.029P	268,0	11:38'14.058
8	8'34.494	25.724	24.249	32.531	9'56.998P		11:48'11.056
9	20.734	24.933	23.874	32.168	1'41.709	268,7	11:49'52.765
10	20.700	24.897	23.868	32.032	1'41.497	268,0	11:51'34.262
11	20.756	24.901	23.872	32.149	1'41.678	269,3	11:53'15.940
12	23.396	25.338	24.766	42.517	1'56.017P	270,7	11:55'11.957
13	8'38.313	26.317	24.516	33.175	10'02.321P		12:05'14.278
14	20.544	24.901	23.590	33.007	1'42.042	270,0	12:06'56.320
15	20.650	24.992	23.566	32.226	1'41.434	271,4	12:08'37.754
16	20.641	25.221	24.526	32.829	1'43.217C	273,4	12:10'20.971

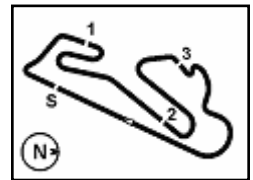
3° 3 R. DE ROSA (1'41.215)							
Lap	Seg.1	Seg.2	Seg.3	Seg.4	Lap Time	km/h	Local Time
1		32.273	26.287	36.021			11:28'59.106
2	21.764	25.499	24.860	33.055	1'45.178	270,7	11:30'44.284
3	21.252	25.240	24.155	32.704	1'43.351	269,3	11:32'27.635
4	21.263	25.234	24.858	32.497	1'43.852	272,0	11:34'11.487
5	21.031	25.083	23.947	32.356	1'42.417	276,2	11:35'53.904
6	21.091	25.112	23.817	32.668	1'42.688	270,0	11:37'36.592
7	20.814	25.135	24.014	32.199	1'42.162	273,4	11:39'18.754
8	26.330	27.149	25.332	44.925	2'03.736P	272,7	11:41'22.490
9	6'34.629	25.957	24.524	32.666	7'57.776P		11:49'20.266
10	21.030	25.253	24.220	32.623	1'43.126	270,0	11:51'03.392
11	20.944	25.034	23.873	32.481	1'42.332	269,3	11:52'45.724
12	21.218	25.542	24.387	42.167	1'53.314P	269,3	11:54'39.038
13	6'44.980	28.606	30.046	32.752	8'16.384P		12:02'55.422
14	20.826	25.508	24.596	32.006	1'42.936	273,4	12:04'38.358
15	20.787	24.858	23.589	31.981	1'41.215	276,2	12:06'19.573
16	20.664	24.966	23.769	32.298	1'41.697	272,7	12:08'01.270

6° 71 C. BERGMAN (1'41.435)							
Lap	Seg.1	Seg.2	Seg.3	Seg.4	Lap Time	km/h	Local Time
1		27.724	27.182	33.756			11:27'18.358
2	21.717	25.495	24.477	32.705	1'44.394	274,1	11:29'02.752
3	21.293	25.339	24.051	32.390	1'43.073	276,2	11:30'45.825
4	21.001	25.063	24.102	32.172	1'42.338	276,9	11:32'28.163
5	21.022	24.973	23.858	32.104	1'41.957	275,5	11:34'10.120
6	25.239	26.169	25.044	33.005	1'49.457	274,1	11:35'59.577
7	21.128	25.199	23.769	32.126	1'42.222	271,4	11:37'41.799
8	22.102	26.130	25.009	45.422	1'58.663P	273,4	11:39'40.462
9	11'22.989	26.344	25.062	33.274	12'47.669P		11:52'28.131
10	21.196	25.267	23.957	32.446	1'42.866	268,0	11:54'10.997
11	20.915	25.017	23.771	32.145	1'41.848	270,0	11:55'52.845
12	22.000	25.681	24.495	33.162	1'45.338	271,4	11:57'38.183
13	20.854	25.047	23.761	32.141	1'41.803	271,4	11:59'19.986
14	21.716	26.324	27.027	36.435	1'51.502	273,4	12:01'11.488
15	20.881	25.251	23.812	32.421	1'42.365	271,4	12:02'53.853
16	20.978	25.092	23.796	32.481	1'42.347	274,8	12:04'36.200
17	20.824	25.000	23.639	31.972	1'41.435	272,0	12:06'17.635
18	20.651	25.055	23.707	32.048	1'41.461	274,1	12:07'59.096
19	20.843	25.071	23.695	32.435	1'42.044	272,7	12:09'41.140

28/05/2021 P = Pits In/Out - C = Lap Time Cancelled

These data/results cannot be reproduced, stored and/or transmitted in whole or in part by any manner of electronic, mechanical, photocopying, recording, broadcasting or otherwise now known or herein after developed without the previous express consent by the copyright owner, except for reproduction in daily press and regular printed publications on sale to the public within 60 days of the event related to those data/results and always provided that copyright symbol appears together as follows below.

© DORNA WSBK ORGANIZATION Srl 2021



Gaerne Estoril Round, 28-30 May 2021

Chronological Analysis Free Practice 1st Session

Circuito Estoril 4.182 m

2 / 5

 20 22.505 26.576 24.897 34.175 1'48.153 270,0 12:11'29.293 18 **20.676** 25.007 23.628 **32.491** **1'41.802** 270,0 12:06'47.808

19 20.759 25.024 23.667 32.512 1'41.962 274,1 12:08'29.770

 20 20.800 **24.919** 23.812 32.503 1'42.034 271,4 12:10'11.804

7° 21 R. KRUMMENACHER (1'41.457)

Lap	Seg.1	Seg.2	Seg.3	Seg.4	Lap Time	km/h	Local Time
1		27.245	25.392	34.503			11:27'02.201
2	27.372	25.985	25.009	33.433	1'51.799	270,0	11:28'54.000
3	21.182	25.319	24.072	32.660	1'43.233	274,1	11:30'37.233
4	21.187	25.323	24.063	33.012	1'43.585	274,1	11:32'20.818
5	21.074	25.190	24.087	32.714	1'43.065	272,7	11:34'03.883
6	25.989	25.579	24.517	46.122	2'02.207P	272,7	11:36'06.090
7	13'39.602	26.608	24.681	38.640	15'09.531P		11:51'15.621
8	20.854	25.651	23.842	32.665	1'43.012	270,0	11:52'58.633
9	20.819	25.063	23.844	32.504	1'42.230	269,3	11:54'40.863
10	20.848	24.947	23.826	32.453	1'42.074	270,7	11:56'22.937
11	20.795	25.029	23.839	32.398	1'42.061	270,7	11:58'04.998
12	25.520	26.664	27.559	35.271	1'55.014	271,4	12:00'00.012
13	20.713	24.912	23.785	32.469	1'41.879	272,7	12:01'41.891
14	20.757	24.876	23.801	32.128	1'41.562	272,7	12:03'23.453
15	22.824	25.772	23.992	33.577	1'46.165	276,2	12:05'09.618
16	20.738	24.946	23.639	32.134	1'41.457	270,7	12:06'51.075
17	23.242	25.632	24.018	32.790	1'45.682C	277,6	12:08'36.757
18	21.094	26.804	24.338	32.898	1'45.134	276,2	12:10'21.891

10° 61 C. ONCU (1'41.870)

Lap	Seg.1	Seg.2	Seg.3	Seg.4	Lap Time	km/h	Local Time
1		26.274	24.617	32.936			11:27'02.832
2	22.391	25.724	24.104	32.774	1'44.993	279,8	11:28'47.825
3	21.435	25.390	31.461	32.685	1'50.971	270,7	11:30'38.796
4	21.191	25.301	23.781	32.133	1'42.406	272,7	11:32'21.202
5	21.215	25.281	23.945	32.721	1'43.162	282,0	11:34'04.364
6	21.064	25.229	23.945	32.469	1'42.707	273,4	11:35'47.071
7	23.726	25.427	25.412	32.179	1'46.744	269,3	11:37'33.815
8	24.682	25.061	23.848	42.051	1'55.642P	276,2	11:39'29.457
9	11'11.719	25.503	24.022	32.446	12'33.690P		11:52'03.147
10	20.837	25.133	23.701	32.335	1'42.006	271,4	11:53'45.153
11	20.932	24.970	23.862	32.740	1'42.504	272,0	11:55'27.657
12	20.748	25.068	23.772	32.282	1'41.870	271,4	11:57'09.527
13	20.829	26.283	23.955	41.885	1'52.952P	269,3	11:59'02.479
14	5'04.196	29.317	24.577	32.739	6'30.829P		12:05'33.308
15	20.882	25.443	23.726	32.894	1'42.945	270,0	12:07'16.253
16	20.935	25.411	23.963	32.783	1'43.092	273,4	12:08'59.345
17	25.207	25.408	23.978	32.621	1'47.214	270,7	12:10'46.559

8° 29 L. BERNARDI (1'41.611)

Lap	Seg.1	Seg.2	Seg.3	Seg.4	Lap Time	km/h	Local Time
1		27.625	26.031	34.218			11:27'02.554
2	22.441	26.437	24.560	33.243	1'46.681	275,5	11:28'49.235
3	21.590	25.765	24.630	33.389	1'45.374	274,8	11:30'34.609
4	21.558	29.583	24.221	33.005	1'48.367	273,4	11:32'22.976
5	21.216	25.477	24.174	32.860	1'43.727	277,6	11:34'06.703
6	21.251	25.572	25.568	45.456	1'57.847P		11:36'04.550
7	9'20.388	29.684	24.642	32.818	10'47.532P		11:46'52.082
8	21.528	25.348	24.133	32.750	1'43.759	272,7	11:48'35.841
9	21.071	25.263	24.032	32.575	1'42.941	274,1	11:50'18.782
10	20.950	25.099	23.869	32.498	1'42.416	275,5	11:52'01.198
11	20.720	25.383	23.868	32.697	1'42.668	276,2	11:53'43.866
12	20.821	25.160	23.974	34.119	1'44.074	274,1	11:55'27.940
13	20.777	25.099	24.717	43.312	1'53.905P	279,8	11:57'21.845
14	5'05.637	26.667	26.969	33.114	6'32.387P		12:03'54.232
15	21.215	25.238	24.014	32.434	1'42.901	272,7	12:05'37.133
16	20.933	25.483	23.871	32.697	1'42.984	275,5	12:07'20.117
17	20.750	24.983	23.733	32.569	1'42.035	276,9	12:09'02.152
18	20.639	24.929	23.721	32.322	1'41.611	274,8	12:10'43.763

11° 38 H. SOOMER (1'41.916)

Lap	Seg.1	Seg.2	Seg.3	Seg.4	Lap Time	km/h	Local Time
1		27.618	26.022	33.440			11:27'24.039
2	21.777	25.914	25.100	33.359	1'46.150	272,0	11:29'10.189
3	21.452	25.460	24.247	33.187	1'44.346	275,5	11:30'54.535
4	21.120	25.260	25.810	32.969	1'45.159	270,7	11:32'39.694
5	21.192	25.080	24.056	32.700	1'43.028	274,8	11:34'22.722
6	21.084	25.162	23.995	32.617	1'42.858	274,1	11:36'05.580
7	21.544	25.623	26.302	41.493	1'54.962P	272,0	11:38'00.542
8	7'27.655	26.115	24.508	33.077	8'51.355P		11:46'51.897
9	20.847	25.452	23.890	32.810	1'42.999	268,7	11:48'34.896
10	20.745	25.235	23.877	32.891	1'42.748	269,3	11:50'17.644
11	20.989	25.076	23.903	32.646	1'42.614	269,3	11:52'00.258
12	25.331	25.250	24.259	39.352	1'54.192P	270,0	11:53'54.450
13	5'20.065	25.890	24.412	32.690	6'43.057P		12:00'37.507
14	21.015	25.231	23.966	32.445	1'42.657	269,3	12:02'20.164
15	20.713	28.759	24.461	39.180	1'53.113P	271,4	12:04'13.277
16	3'44.005	25.409	23.748	32.345	5'05.507P		12:09'18.784
17	20.724	24.915	23.690	32.587	1'41.916	272,0	12:11'00.700

9° 77 D. AEGERTER (1'41.802)

Lap	Seg.1	Seg.2	Seg.3	Seg.4	Lap Time	km/h	Local Time
1		27.386	25.228	34.185			11:27'12.732
2	21.746	25.711	24.287	33.415	1'45.159	266,7	11:28'57.891
3	21.194	25.323	24.102	32.747	1'43.366	272,0	11:30'41.257
4	21.178	25.344	23.807	32.588	1'42.917	271,4	11:32'24.174
5	20.877	25.128	23.987	32.847	1'42.839	274,8	11:34'07.013
6	21.222	25.618	23.834	32.765	1'43.439	276,2	11:35'50.452
7	20.932	25.211	23.949	32.647	1'42.739	270,7	11:37'33.191
8	20.847	25.220	23.596	32.579	1'42.242	270,7	11:39'15.433
9	20.790	25.149	23.649	32.582	1'42.170	272,0	11:40'57.603
10	21.240	25.314	23.857	41.931	1'52.342P	273,4	11:42'49.945
11	10'30.869	27.233	28.472	33.065	11'59.639P		11:54'49.584
12	21.221	26.016	23.982	33.034	1'44.253	269,3	11:56'33.837
13	20.932	25.189	23.779	32.828	1'42.728	266,7	11:58'16.565
14	20.771	25.121	23.841	32.648	1'42.381	270,0	11:59'58.946
15	20.871	25.205	23.667	32.602	1'42.345	268,7	12:01'41.291
16	20.857	25.105	23.650	32.562	1'42.174	269,3	12:03'23.465
17	20.900	25.392	23.650	32.599	1'42.541	274,8	12:05'06.006

12° 16 J. CLUZEL (1'41.978)

Lap	Seg.1	Seg.2	Seg.3	Seg.4	Lap Time	km/h	Local Time
1		26.937	25.556	33.548			11:28'04.634
2	21.290	25.209	24.120	32.878	1'43.497	271,4	11:29'48.131
3	21.045	25.144	23.985	32.680	1'42.854	271,4	11:31'30.985
4	20.777	24.867	25.229	32.911	1'43.784	276,2	11:33'14.769
5	20.803	24.871	23.825	32.656	1'42.155	274,8	11:34'56.924
6	20.733	24.826	24.191	40.958	1'50.708P	276,2	11:36'47.632
7	9'23.158	25.253	24.125	33.082	10'45.618P		11:47'33.250
8	21.077	24.857	23.833	32.676	1'42.443	274,8	11:49'15.693
9	20.867	24.857	23.803	32.451	1'41.978	272,7	11:50'57.671
10	21.481	25.500	24.472	42.964	1'54.417P	274,8	11:52'52.088
11	6'33.113	26.566	24.358	32.984	7'57.021P		12:00'49.109
12	20.844	24.915	23.826	32.614	1'42.199	271,4	12:02'31.308
13	20.712	24.814	23.788	42.055	1'51.369P	272,7	12:04'22.677
14	5'56.292	25.330	24.043	32.657	7'18.322P		12:11'40.999

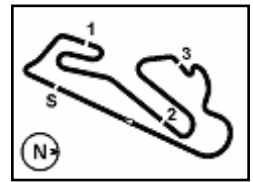
13° 34 K. MANFREDI (1'42.058)

Lap	Seg.1	Seg.2	Seg.3	Seg.4	Lap Time	km/h	Local Time
-----	-------	-------	-------	-------	----------	------	------------

28/05/2021 P = Pits In/Out - C = Lap Time Cancelled

These data/results cannot be reproduced, stored and/or transmitted in whole or in part by any manner of electronic, mechanical, photocopying, recording, broadcasting or otherwise now known or herein after developed without the previous express consent by the copyright owner, except for reproduction in daily press and regular printed publications on sale to the public within 60 days of the event related to those data/results and always provided that copyright symbol appears together as follows below.

© DORNA WSBK ORGANIZATION Srl 2021



Gaerne Estoril Round, 28-30 May 2021

Chronological Analysis Free Practice 1st Session

16° 95 V. TAKALA (1'43.264)							
Lap	Seg.1	Seg.2	Seg.3	Seg.4	Lap Time	km/h	Local Time
1		27.561	27.205	34.511			11:27'26.027
2	22.803	26.648	26.204	34.196	1'49.851	270,0	11:29'15.878
3	21.870	26.298	25.992	33.862	1'48.022	273,4	11:31'03.900
4	22.281	26.087	25.490	49.266	2'03.124P	270,0	11:33'07.024
5	5'58.386	26.426	25.954	34.050	7'24.816P		11:40'31.840
6	21.838	25.941	24.763	33.479	1'46.021	266,7	11:42'17.861
7	21.730	25.870	24.753	33.128	1'45.481	267,3	11:44'03.342
8	21.629	25.551	24.552	33.136	1'44.868	267,3	11:45'48.210
9	21.414	25.477	24.469	33.473	1'44.833	268,0	11:47'33.043
10	21.734	25.455	24.619	32.894	1'44.702	269,3	11:49'17.745
11	22.130	26.057	24.732	44.379	1'57.298P	272,0	11:51'15.043
12	4'48.346	26.144	24.788	32.995	6'12.273P		11:57'27.316
13	21.407	25.231	24.431	32.898	1'43.967	270,7	11:59'11.283
14	21.163	25.371	24.363	32.788	1'43.685	270,7	12:00'54.968
15	22.781	25.854	36.530	33.068	1'58.233	270,7	12:02'53.201
16	22.268	26.100	25.698	33.616	1'47.682	269,3	12:04'40.883
17	21.625	25.631	25.175	33.351	1'45.782	269,3	12:06'26.665
18	21.299	25.560	24.773	32.710	1'44.342	273,4	12:08'11.007
19	21.347	25.434	24.398	32.781	1'43.960	272,0	12:09'54.967
20	21.145	25.302	24.134	32.683	1'43.264	270,0	12:11'38.231

14° 23 D. PIZZOLI (1'42.919)							
Lap	Seg.1	Seg.2	Seg.3	Seg.4	Lap Time	km/h	Local Time
1		27.383	25.127	35.590			11:27'39.426
2	21.618	25.682	24.685	33.549	1'45.534	268,7	11:29'24.960
3	21.482	25.581	24.407	33.207	1'44.677	266,0	11:31'09.637
4	22.625	26.209	24.391	32.934	1'46.159	267,3	11:32'55.796
5	21.525	25.421	24.437	32.908	1'44.291	271,4	11:34'40.087
6	21.139	25.442	24.342	32.816	1'43.739	268,7	11:36'23.826
7	21.212	25.340	24.376	32.870	1'43.798	266,7	11:38'07.624
8	21.762	26.607	25.148	43.491	1'57.008P	268,7	11:40'04.632
9	8'39.231	26.303	24.771	33.122	10'03.427P		11:50'08.059
10	21.226	25.610	24.291	32.831	1'43.958C	264,7	11:51'52.017
11	21.162	25.217	24.872	33.050	1'44.301	264,1	11:53'36.318
12	21.079	25.314	24.172	32.792	1'43.357	266,7	11:55'19.675
13	22.046	25.833	24.515	41.685	1'54.079P	267,3	11:57'13.754
14	6'12.410	26.689	27.721	34.594	7'41.414P		12:04'55.168
15	21.136	25.059	24.135	32.589	1'42.919	270,0	12:06'38.087
16	21.035	25.249	24.037	32.843	1'43.164	272,0	12:08'21.251
17	21.103	25.119	24.018	32.726	1'42.966	268,7	12:10'04.217

17° 55 G. HENDRA PRATAMA (1'43.498)							
Lap	Seg.1	Seg.2	Seg.3	Seg.4	Lap Time	km/h	Local Time
1		27.519	25.793	34.090			11:27'19.414
2	21.824	26.081	25.405	39.664	1'52.974	274,1	11:29'12.388
3	21.747	25.669	24.714	1'14.120	2'26.250	278,4	11:31'38.638
4	21.673	25.730	24.572	33.432	1'45.407	268,7	11:33'24.045
5	21.448	25.550	24.587	32.933	1'44.518	270,0	11:35'08.563
6	21.939	25.883	25.773	46.707	2'00.302P	269,3	11:37'08.865
7	10'37.546	27.643	24.876	33.509	12'03.574P		11:49'12.439
8	21.390	25.427	24.344	33.113	1'44.274	270,0	11:50'56.713
9	21.194	25.796	28.821	34.626	1'50.437	265,4	11:52'47.150
10	21.263	25.423	24.262	32.986	1'43.934	268,7	11:54'31.084
11	21.364	25.398	25.812	44.861	1'57.435P	268,0	11:56'28.519
12	8'39.786	26.300	25.273	39.426	10'10.785P		12:06'39.304
13	21.245	25.376	24.130	32.747	1'43.498	275,5	12:08'22.802
14	21.093	25.682	24.129	32.750	1'43.654	268,0	12:10'06.456

15° 84 M. FABRIZIO (1'43.217)							
Lap	Seg.1	Seg.2	Seg.3	Seg.4	Lap Time	km/h	Local Time
1		28.569	27.165	37.182			11:27'20.346
2	22.220	26.244	25.308	38.628	1'52.400	271,4	11:29'12.746
3	22.573	26.634	25.098	34.043	1'48.348	270,0	11:31'01.094
4	22.006	26.093	25.021	33.567	1'46.687	268,0	11:32'47.781
5	21.947	25.908	24.823	33.423	1'46.101	269,3	11:34'33.882
6	21.880	25.830	25.515	33.221	1'46.446	270,0	11:36'20.328
7	21.467	25.695	24.671	33.154	1'44.987	268,0	11:38'05.315
8	21.897	29.433	24.958	47.028	2'03.316P	268,7	11:40'08.631
9	5'18.501	28.151	24.690	32.920	6'44.262P		11:46'52.893
10	21.530	25.541	24.456	32.873	1'44.400	268,0	11:48'37.293
11	21.359	25.563	24.459	32.995	1'44.376	268,7	11:50'21.669
12	21.919	25.463	24.492	32.814	1'44.688	268,7	11:52'06.357
13	21.426	25.566	24.493	32.888	1'44.373	268,7	11:53'50.730
14	21.656	26.740	25.621	43.556	1'57.573P	269,3	11:55'48.303
15	3'54.696	26.597	26.471	33.298	5'21.062P		12:01'09.365
16	21.418	25.707	24.634	32.846	1'44.605	267,3	12:02'53.970
17	21.759	25.386	24.240	32.930	1'44.315	267,3	12:04'38.285
18	21.264	25.311	24.116	32.526	1'43.217	269,3	12:06'21.502
19	24.740	28.195	24.662	33.466	1'51.063	272,0	12:08'12.565
20	21.152	25.330	24.306	32.543	1'43.331	271,4	12:09'55.896
21	21.219	25.428	24.226	32.435	1'43.308	270,7	12:11'39.204

18° 22 F. FULIGNI (1'43.596)							
Lap	Seg.1	Seg.2	Seg.3	Seg.4	Lap Time	km/h	Local Time
1		27.407	25.459	33.703			11:27'02.782
2	22.634	26.159	25.295	34.697	1'48.785	274,8	11:28'51.567
3	21.350	25.599	24.284	32.967	1'44.200	271,4	11:30'35.767
4	22.237	26.181	24.039	32.822	1'45.279	271,4	11:32'21.046
5	21.165	25.387	23.977	33.067	1'43.596	278,4	11:34'04.642
6	21.068	25.343	24.417	32.847	1'43.675	274,8	11:35'48.317
7	21.097	26.390	26.691	46.359	2'00.537P	272,0	11:37'48.854
8	9'58.301	26.521	24.645	33.388	11'22.855P		11:49'11.709
9	34.568	33.430	29.993	50.860	2'28.851P	225,5	11:51'40.560
10	12'23.013	33.766	29.019	47.080	14'12.878P		12:05'53.438

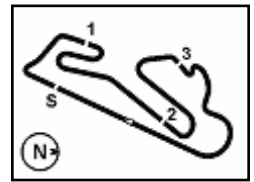
19° 66 N. TUULI (1'43.800)							
Lap	Seg.1	Seg.2	Seg.3	Seg.4	Lap Time	km/h	Local Time
1		27.871	26.777	33.815			11:27'57.975
2	22.442	25.730	24.898	32.745	1'45.815	267,3	11:29'43.790
3	21.463	25.634	24.245	32.458	1'43.800	270,0	11:31'27.590

20° 42 S. FROSSARD (1'43.891)							
Lap	Seg.1	Seg.2	Seg.3	Seg.4	Lap Time	km/h	Local Time
1		27.298	26.462	34.443			11:28'24.111

28/05/2021 P = Pits In/Out - C = Lap Time Cancelled

These data/results cannot be reproduced, stored and/or transmitted in whole or in part by any manner of electronic, mechanical, photocopying, recording, broadcasting or otherwise now known or herein after developed without the previous express consent by the copyright owner, except for reproduction in daily press and regular printed publications on sale to the public within 60 days of the event related to those data/results and always provided that copyright symbol appears together as follows below.

© DORNA WSBK ORGANIZATION Srl 2021



Gaerne Estoril Round, 28-30 May 2021

Chronological Analysis Free Practice 1st Session

Circuito Estoril 4.182 m

4 / 5

2	22.413	26.530	25.643	34.421	1'49.007	268,0	11:30'13.118	4	22.224	26.630	25.875	34.339	1'49.068	270,0	11:33'03.883
3	22.065	26.208	25.704	34.370	1'48.347	263,4	11:32'01.465	5	22.193	26.546	25.675	34.138	1'48.552	270,7	11:34'52.435
4	21.708	26.125	25.230	34.604	1'47.667	270,7	11:33'49.132	6	21.996	26.360	25.783	34.175	1'48.314	269,3	11:36'40.749
5	21.766	25.998	24.981	33.472	1'46.217	268,0	11:35'35.349	7	21.965	26.460	25.693	34.152	1'48.270	268,0	11:38'29.019
6	21.768	26.032	24.976	33.575	1'46.351	268,7	11:37'21.700	8	22.192	26.717	25.891	49.235	2'04.035P	270,0	11:40'33.054
7	24.255	26.256	25.236	33.524	1'49.271	267,3	11:39'10.971	9	5'38.229	26.663	25.792	34.222	7'04.906P		11:47'37.960
8	21.873	26.004	24.853	33.528	1'46.258	269,3	11:40'57.229	10	22.114	26.422	25.596	34.032	1'48.164	267,3	11:49'26.124
9	21.564	25.904	24.779	33.273	1'45.520	266,7	11:42'42.749	11	21.813	26.337	25.472	34.160	1'47.782	268,7	11:51'13.906
10	21.558	26.619	24.847	33.345	1'46.369	267,3	11:44'29.118	12	22.046	26.159	25.337	33.844	1'47.386	266,7	11:53'01.292
11	21.643	25.913	24.773	33.321	1'45.650	266,7	11:46'14.768	13	21.946	26.322	25.364	33.730	1'47.362	268,0	11:54'48.654
12	21.500	25.840	24.616	33.130	1'45.086	267,3	11:47'59.854	14	21.978	26.538	25.161	47.853	2'01.530P	270,0	11:56'50.184
13	21.461	25.848	24.666	33.422	1'45.397	268,7	11:49'45.251	15	6'47.863	26.491	25.389	33.812	8'13.555P		12:05'03.739
14	21.538	25.803	24.711	33.143	1'45.195	268,0	11:51'30.446	16	21.950	26.017	24.932	33.547	1'46.446	268,7	12:06'50.185
15	28.191	26.041	25.023	47.053	2'06.308P	268,0	11:53'36.754	17	21.648	25.885	25.156	33.415	1'46.104	272,0	12:08'36.289
16	8'38.291	26.014	25.556	33.465	10'03.326P		12:03'40.080	18	21.407	25.860	25.078	33.203	1'45.548	270,7	12:10'21.837
17	21.302	25.515	24.403	32.956	1'44.176	269,3	12:05'24.256								
18	21.349	25.673	24.776	33.293	1'45.091	269,3	12:07'09.347								
19	23.020	25.599	24.467	33.061	1'46.147	270,7	12:08'55.494								
20	21.127	25.476	24.364	32.924	1'43.891	269,3	12:10'39.385								

24° 15 E. MCMANUS (1'45.843)

Lap	Seg.1	Seg.2	Seg.3	Seg.4	Lap Time	km/h	Local Time
1							11:27'39.848
2							11:29'33.770
3							11:31'26.388
4							11:33'17.068
5							11:35'06.964
6							11:36'56.970
7							11:38'44.963
8							11:41'00.344
9	11'09.364	27.025	26.455	34.115	12'36.959P		11:53'37.303
10	21.874	25.959	25.467	34.185	1'47.485C	268,7	11:55'24.788
11	22.033	26.552	28.427	34.793	1'51.805	268,7	11:57'16.593
12	22.018	26.036	25.683	34.388	1'48.125	268,0	11:59'04.718
13	21.633	26.188	25.240	34.221	1'47.282	268,7	12:00'52.000
14	21.837	25.968	25.450	34.082	1'47.337	268,0	12:02'39.337
15	22.027	26.421	25.977	34.403	1'48.828	270,0	12:04'28.165
16	21.820	25.790	25.045	33.840	1'46.495	268,7	12:06'14.660
17	21.391	25.694	25.216	33.542	1'45.843	270,0	12:08'00.503
18	21.463	27.112	25.248	34.010	1'47.833	272,7	12:09'48.336
19	21.778	25.701	25.046	33.641	1'46.166	268,0	12:11'34.502

21° 2 L. MONTELLA (1'44.655)

Lap	Seg.1	Seg.2	Seg.3	Seg.4	Lap Time	km/h	Local Time
1		30.663	27.176	34.348			11:27'21.049
2	22.692	27.253	26.876	34.231	1'51.052	267,3	11:29'12.101
3	22.919	27.573	25.649	34.057	1'50.198	270,7	11:31'02.299
4	22.431	26.738	25.565	35.232	1'49.966	270,7	11:32'52.265
5	22.090	27.469	26.278	48.702	2'04.539P	270,7	11:34'56.804
6	7'20.898	27.633	25.860	33.633	8'48.024P		11:43'44.828
7	22.326	26.263	25.247	34.062	1'47.898	266,0	11:45'32.726
8	21.908	26.008	25.065	33.444	1'46.425	263,4	11:47'19.151
9	21.735	26.288	25.140	33.332	1'46.495	268,0	11:49'05.646
10	21.918	26.205	25.223	33.462	1'46.808	268,0	11:50'52.454
11	21.565	26.052	25.053	33.198	1'45.868	267,3	11:52'38.322
12	23.020	27.388	30.853	47.649	2'08.910P	268,0	11:54'47.232
13	8'22.944	27.239	25.314	33.411	9'48.908P		12:04'36.140
14	27.797	28.246	24.794	32.842	1'53.679	266,7	12:06'29.819
15	21.453	25.858	24.736	32.906	1'44.953	279,8	12:08'14.772
16	21.346	25.756	24.626	32.927	1'44.655	270,0	12:09'59.427
17	27.803	54.242	29.213	47.729	2'38.987P	270,0	12:12'38.414

25° 6 M. HERRERA (1'45.855)

Lap	Seg.1	Seg.2	Seg.3	Seg.4	Lap Time	km/h	Local Time
1			28.435	26.993	35.116		11:27'17.052
2	22.827	28.729	26.007	34.678	1'52.241	255,3	11:29'09.293
3	22.142	30.168	26.891	37.200	34'11.082	269,3	12:03'20.375
4	23.136	26.878	25.150	34.133	1'49.297	230,3	12:05'09.672
5	21.744	26.390	24.778	33.853	1'46.765	262,8	12:06'56.437
6	21.802	26.362	24.828	33.732	1'46.724	266,7	12:08'43.161
7	21.867	25.972	24.617	33.399	1'45.855	265,4	12:10'29.016

26° 45 S. KAWASAKI (1'45.946)

Lap	Seg.1	Seg.2	Seg.3	Seg.4	Lap Time	km/h	Local Time
1		28.069	26.696	34.218			11:27'08.615
2	22.439	27.138	25.616	35.259	1'50.452	268,0	11:28'59.067
3	23.199	26.836	25.343	33.682	1'49.060	266,7	11:30'48.127
4	23.985	27.041	26.117	34.244	1'51.387	266,7	11:32'39.514
5	21.925	26.714	25.646	33.593	1'47.878	267,3	11:34'27.392
6	23.440	26.872	26.468	54.428	2'11.208P	267,3	11:36'38.600
7	1'21.256	27.422	26.435	34.385	2'49.498P		11:39'28.098
8	22.146	26.353	25.464	33.818	1'47.781	266,0	11:41'15.879
9	22.292	26.334	25.647	33.559	1'47.832	264,1	11:43'03.711
10	22.399	26.308	25.423	33.747	1'47.877	264,1	11:44'51.588
11	27.344	28.647	29.814	36.195	2'02.000	264,7	11:46'53.588
12	21.798	26.016	25.163	33.395	1'46.372	269,3	11:48'39.960
13	23.359	29.383	27.593	52.574	2'12.909P	266,7	11:50'52.869

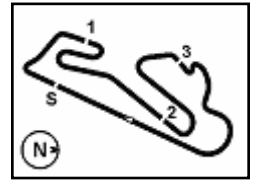
23° 24 L. TACCINI (1'45.548)

Lap	Seg.1	Seg.2	Seg.3	Seg.4	Lap Time	km/h	Local Time
1		28.468	27.593	35.663			11:27'33.421
2	23.133	27.495	26.613	34.921	1'52.162	268,0	11:29'25.583
3	22.120	26.823	25.733	34.556	1'49.232	270,0	11:31'14.815

28/05/2021 P = Pits In/Out - C = Lap Time Cancelled

These data/results cannot be reproduced, stored and/or transmitted in whole or in part by any manner of electronic, mechanical, photocopying, recording, broadcasting or otherwise now known or herein after developed without the previous express consent by the copyright owner, except for reproduction in daily press and regular printed publications on sale to the public within 60 days of the event related to those data/results and always provided that copyright symbol appears together as follows below.

© DORNA WSBK ORGANIZATION Srl 2021



Gaerne Estoril Round, 28-30 May 2021

Chronological Analysis Free Practice 1st Session

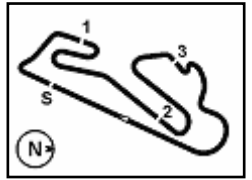
14	8'40.768	26.876	25.627	34.039	10'07.310P		12:01'00.179
15	22.305	28.434	32.397	33.270	1'56.406	264,1	12:02'56.585
16	21.677	26.234	25.742	33.561	1'47.214	272,0	12:04'43.799
17	21.666	26.001	24.973	33.306	1'45.946	270,0	12:06'29.745
18	22.038	26.095	25.093	33.346	1'46.572	270,7	12:08'16.317
19	22.881	32.524	26.924	34.290	1'56.619	270,0	12:10'12.936

27° 70 M. ALCOBA (1'46.455)							
Lap	Seg.1	Seg.2	Seg.3	Seg.4	Lap Time	km/h	Local Time
1		27.793	27.118	33.969			11:27'18.723
2	21.894	26.202	25.239	33.120	1'46.455	270,7	11:29'05.178
3	21.620	25.892	25.970	47.158	2'00.640P	266,7	11:31'05.818

28/05/2021 P = Pits In/Out - C = Lap Time Cancelled

These data/results cannot be reproduced, stored and/or transmitted in whole or in part by any manner of electronic, mechanical, photocopying, recording, broadcasting or otherwise now known or herein after developed without the previous express consent by the copyright owner, except for reproduction in daily press and regular printed publications on sale to the public within 60 days of the event related to those data/results and always provided that copyright symbol appears together as follows below.

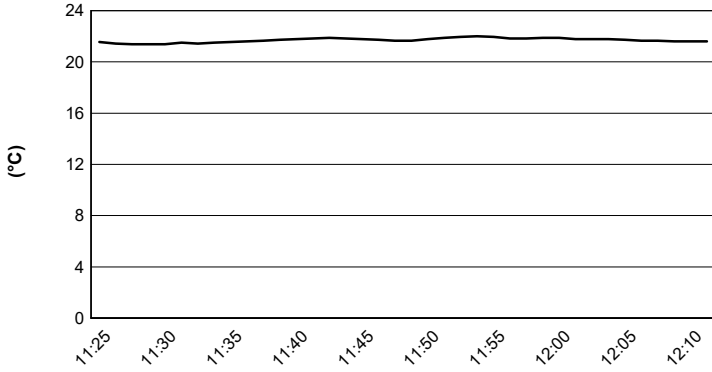
© DORNA WSBK ORGANIZATION Srl 2021



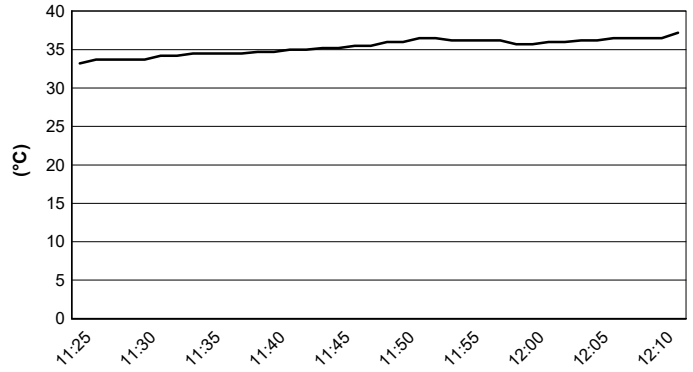
Circuito Estoril 4.182 m

Gaerne Estoril Round, 28-30 May 2021
Weather Report Free Practice 1st Session
 Session started 11:25 - Session ended 12:13

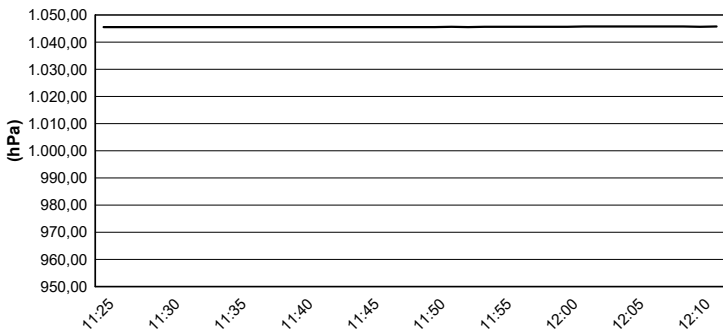
Air Temperature



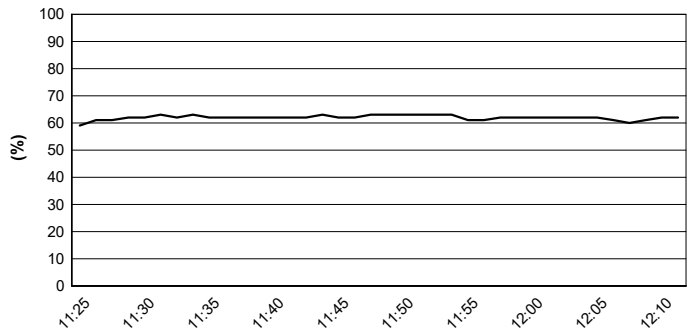
Track Temperature



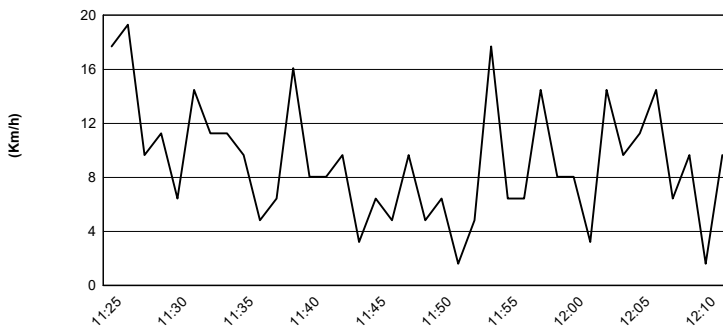
Air Pressure



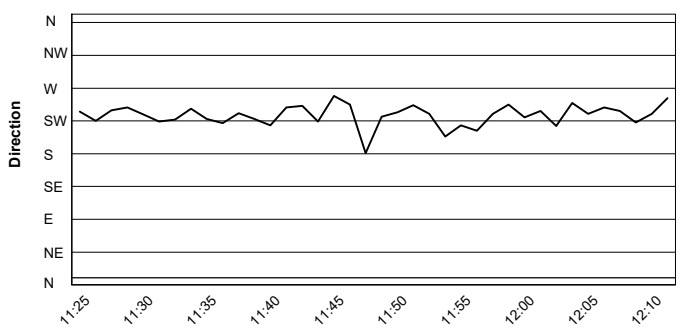
Humidity



Wind Speed



Wind Direction



28/05/2021

These data/results cannot be reproduced, stored and/or transmitted in whole or in part by any manner of electronic, mechanical, photocopying, recording, broadcasting or otherwise now known or herein after developed without the previous express consent by the copyright owner, except for reproduction in daily press and regular printed publications on sale to the public within 60 days of the event related to those data/results and always provided that copyright symbol appears together as follows below.

© DORNA WSBK ORGANIZATION Srl 2021