

## Gaerne Estoril Round, 28-30 May 2021

### Results Tissot Superpole

Circuito Estoril 4.182 m

1 / 2

No.	Rider	Nat	Team	Bike	Class	Time	Gap	Rel.	Laps	Speed	
										Avg	Max
1	94 F. CARICASULO	ITA	GMT94 Yamaha	Yamaha YZF R6		<b>1'39.973</b>			10	150,593	<b>281,3</b>
2	5 P. OETTL	GER	Kawasaki Puccetti Racing	Kawasaki ZX-6R		<b>1'40.094</b>	0.121	0.121	9	150,411	<b>282,7</b>
3	4 S. ODENDAAL	RSA	Evan Bros. WorldSSP Team	Yamaha YZF R6		<b>1'40.184</b>	0.211	0.090	9	150,275	<b>282,0</b>
4	16 J. CLUZEL	FRA	GMT94 Yamaha	Yamaha YZF R6		<b>1'40.219</b>	0.246	0.035	9	150,223	<b>283,5</b>
5	77 D. AEGERTER	SUI	Ten Kate Racing Yamaha	Yamaha YZF R6		<b>1'40.291</b>	0.318	0.072	10	150,115	<b>280,5</b>
6	3 R. DE ROSA	ITA	Orelac Racing VerdNatura	Kawasaki ZX-6R		<b>1'40.458</b>	0.485	0.167	9	149,866	<b>279,8</b>
7	66 N. TUULI	FIN	MV Agusta Corse Clienti	MV Agusta F3 675		<b>1'40.554</b>	0.581	0.096	9	149,723	<b>284,2</b>
8	38 H. SOOMER	EST	Kallio Racing	Yamaha YZF R6		<b>1'40.567</b>	0.594	0.013	9	149,703	<b>282,0</b>
9	29 L. BERNARDI	RSM	CM Racing	Yamaha YZF R6		<b>1'40.664</b>	0.691	0.097	4	149,559	<b>283,5</b>
10	81 M. GONZALEZ	ESP	Yamaha ParkinGo Team	Yamaha YZF R6		<b>1'40.772</b>	0.799	0.108	8	149,399	<b>282,0</b>
11	21 R. KRUMMENACHER	SUI	EAB Racing Team	Yamaha YZF R6		<b>1'41.040</b>	1.067	0.268	10	149,002	<b>280,5</b>
12	61 C. ONCU	TUR	Kawasaki Puccetti Racing	Kawasaki ZX-6R		<b>1'41.331</b>	1.358	0.291	6	148,574	<b>285,0</b>
13	34 K. MANFREDI	ITA	AltoGo Racing Team	Yamaha YZF R6		<b>1'41.550</b>	1.577	0.219	8	148,254	<b>272,0</b>
14	71 C. BERGMAN	SWE	Wojcik Racing Team	Yamaha YZF R6		<b>1'41.556</b>	1.583	0.006	10	148,245	<b>278,4</b>
15	70 M. ALCOBA	ESP	Yamaha MS Racing	Yamaha YZF R6		<b>1'41.596</b>	1.623	0.040	8	148,187	<b>279,1</b>
16	84 M. FABRIZIO	ITA	G.A.P. MOTOZOO Racing by Puccetti	Kawasaki ZX-6R		<b>1'41.678</b>	1.705	0.082	9	148,067	<b>279,1</b>
17	22 F. FULIGNI	ITA	VFT Racing	Yamaha YZF R6		<b>1'42.036</b>	2.063	0.358	9	147,548	<b>278,4</b>
18	23 D. PIZZOLI	ITA	VFT Racing	Yamaha YZF R6		<b>1'42.067</b>	2.094	0.031	8	147,503	<b>279,1</b>
19	42 S. FROSSARD	SUI	Moto Team Jura Vitesse	Yamaha YZF R6		<b>1'42.106</b>	2.133	0.039	9	147,447	<b>276,9</b>
20	95 V. TAKALA	FIN	Kallio Racing	Yamaha YZF R6		<b>1'42.296</b>	2.323	0.190	9	147,173	<b>279,8</b>
21	55 G. HENDRA PRATAMA	INA	Ten Kate Racing Yamaha	Yamaha YZF R6		<b>1'42.675</b>	2.702	0.379	9	146,630	<b>280,5</b>
22	24 L. TACCINI	ITA	Orelac Racing VerdNatura	Kawasaki ZX-6R		<b>1'42.779</b>	2.806	0.104	9	146,481	<b>276,2</b>
23	6 M. HERRERA	ESP	Biblion Iberica Yamaha Motoxacing	Yamaha YZF R6		<b>1'42.831</b>	2.858	0.052	9	146,407	<b>275,5</b>
24	2 L. MONTELLA	ITA	Chiodo Moto Racing	Yamaha YZF R6		<b>1'42.994</b>	3.021	0.163	9	146,176	<b>272,7</b>
25	15 E. MCMANUS	IRL	WRP Wepol Racing	Yamaha YZF R6		<b>1'43.350</b>	3.377	0.356	9	145,672	<b>276,2</b>
26	19 P. SZKOPEK	POL	Yamaha MS Racing	Yamaha YZF R6		<b>1'43.681</b>	3.708	0.331	8	145,207	<b>270,7</b>
27	45 S. KAWASAKI	JPN	G.A.P. MOTOZOO Racing by Puccetti	Kawasaki ZX-6R		<b>1'44.652</b>	4.679	0.971	10	143,860	<b>282,0</b>

Qualifying Lap Time (107% of 1'39.973): 1'46.972

\* WorldSSP Challenge

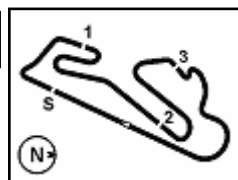
AIR	Humidity:	76%	Temp:	17°C
TRACK	Condition:	Dry	Temp:	26°C

Records	Pole (SP)	2020 A.Locatelli	1'39.520	151,280	Km/h
	Race (RC1)	2020 I.Vinales	1'40.053	150,470	Km/h
	All Times (SP)	2020 A.Locatelli	1'39.520	151,280	Km/h

Start 29/05/2021 10:25 End 10:47 The results are provisional until the end of the time limit for protests and appeals and the completion of the technical checks.

These data/results cannot be reproduced, stored and/or transmitted in whole or in part by any manner of electronic, mechanical, photocopying, recording, broadcasting or otherwise now known or herein after developed without the previous express consent by the copyright owner, except for reproduction in daily press and regular printed publications on sale to the public within 60 days of the event related to those data/results and always provided that copyright symbol appears together as follows below.

© DORNA WSBK ORGANIZATION Srl 2021



## Gaerne Estoril Round, 28-30 May 2021

### Results Tissot Superpole

#### Session Highlights

Local Time	No. Rider	Description
10.25.00		Start
10.28.04	61 C. ONCU	Crashed - Turn 4
10.28.19	61 C. ONCU	Re-joined
10.29.47	23 D. PIZZOLI	Lap Cancelled (1'50.218) - Exceeded Track Limits - Turn 13
10.31.43	71 C. BERGMAN	Lap Cancelled (1'42.097) - Exceeded Track Limits - Turn 13
10.32.38	95 V. TAKALA	Lap Cancelled (1'43.119) - Exceeded Track Limits - Turn 13
10.32.47	23 D. PIZZOLI	Lap Cancelled (1'47.020) - Exceeded Track Limits - Turn 13
10.32.55	2 L. MONTELLA	Lap Cancelled (1'44.907) - Exceeded Track Limits - Turn 13
10.34.31	19 P. SZKOPEK	Lap Cancelled (1'44.021) - Exceeded Track Limits - Turn 13
10.39.46	29 L. BERNARDI	Crashed - Turn 7
10.41.05	71 C. BERGMAN	Lap Cancelled (1'45.160) - Exceeded Track Limits - Turn 7
10.44.53	24 L. TACCINI	Lap Cancelled (1'46.415) - Exceeded Track Limits - Turn 13
10.47.09		End Of Session

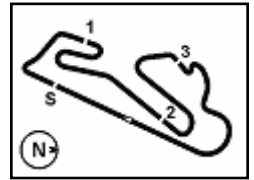
#### Fastest Laps Sequence

No.	Rider	Nat	Team	Bike	Local Time	Time	Gap	Avg
94	F. CARICASULO	ITA	GMT94 Yamaha	Yamaha YZF R6	10:28'37.277	<b>1'41.330</b>		148,576
29	L. BERNARDI	RSM	CM Racing	Yamaha YZF R6	10:28'37.289	<b>1'40.664</b>	-0.666	149,559
94	F. CARICASULO	ITA	GMT94 Yamaha	Yamaha YZF R6	10:30'17.934	<b>1'40.657</b>	-0.007	149,569
94	F. CARICASULO	ITA	GMT94 Yamaha	Yamaha YZF R6	10:31'58.126	<b>1'40.192</b>	-0.465	150,263
94	F. CARICASULO	ITA	GMT94 Yamaha	Yamaha YZF R6	10:40'17.456	<b>1'39.973</b>	-0.219	150,593

Start 29/05/2021 10:25 End 10:47 The results are provisional until the end of the time limit for protests and appeals and the completion of the technical checks.

These data/results cannot be reproduced, stored and/or transmitted in whole or in part by any manner of electronic, mechanical, photocopying, recording, broadcasting or otherwise now known or herein after developed without the previous express consent by the copyright owner, except for reproduction in daily press and regular printed publications on sale to the public within 60 days of the event related to those data/results and always provided that copyright symbol appears together as follows below.

© DORNA WSBK ORGANIZATION Srl 2021



Circuito Estoril 4.182 m

**Gaerne Estoril Round, 28-30 May 2021**  
**Starting Grid - Race 1 (18 Laps x 4,182 km = 75,276 km)**

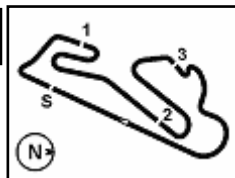
1	1	<b>94</b> CARICASULO F. Yamaha 1'39.973	2	<b>5</b> OETTL P. Kawasaki 1'40.094	3	<b>4</b> ODENDAAL S. Yamaha 1'40.184
2	4	<b>16</b> CLUZEL J. Yamaha 1'40.219	5	<b>77</b> AEGERTER D. Yamaha 1'40.291	6	<b>3</b> DE ROSA R. Kawasaki 1'40.458
3	7	<b>38</b> SOOMER H. Yamaha 1'40.567	8	<b>29</b> BERNARDI L. Yamaha 1'40.664	9	<b>81</b> GONZALEZ M. Yamaha 1'40.772
4	10	<b>21</b> KRUMMENACHER R. Yamaha 1'41.040	11	<b>61</b> ONCU C. Kawasaki 1'41.331	12	<b>34</b> MANFREDI K. Yamaha 1'41.550
5	13	<b>71</b> BERGMAN C. Yamaha 1'41.556	14	<b>70</b> ALCOBA M. Yamaha 1'41.596	15	<b>84</b> FABRIZIO M. Kawasaki 1'41.678
6	16	<b>22</b> FULIGNI F. Yamaha 1'42.036	17	<b>23</b> PIZZOLI D. Yamaha 1'42.067	18	<b>42</b> FROSSARD S. Yamaha 1'42.106
7	19	<b>95</b> TAKALA V. Yamaha 1'42.296	20	<b>55</b> HENDRA PRATAMA G Yamaha 1'42.675	21	<b>24</b> TACCINI L. Kawasaki 1'42.779
8	22	<b>6</b> HERRERA M. Yamaha 1'42.831	23	<b>2</b> MONTELLA L. Yamaha 1'42.994	24	<b>15</b> MCMANUS E. Yamaha 1'43.350
9	25	<b>19</b> SZKOPEK P. Yamaha 1'43.681	26	<b>45</b> KAWASAKI S. Kawasaki 1'44.652	27*	<b>66</b> TUULI N. MV Agusta 1'40.554

N.66 (Tuuli N.) has been penalized to start from the pit lane (Infringement of Art. 1.21.2)

29/05/2021 The Race Director .....

\* = Penalized

These data/results cannot be reproduced, stored and/or transmitted in whole or in part by any manner of electronic, mechanical, photocopying, recording, broadcasting or otherwise now known or herein after developed without the previous express consent by the copyright owner, except for reproduction in daily press and regular printed publications on sale to the public within 60 days of the event related to those data/results and always provided that copyright symbol appears together as follows below. © DORNA WSBK ORGANIZATION Srl 2021



## Gaerne Estoril Round, 28-30 May 2021

### Best Sectors & Speed Tissot Superpole

BEST LAP		
1	94 F. CARICASULO	Yamaha YZF R6 1'39.973
2	5 P. OETTL	Kawasaki ZX-6R 1'40.094
3	4 S. ODENDAAL	Yamaha YZF R6 1'40.184
4	16 J. CLUZEL	Yamaha YZF R6 1'40.219
5	77 D. AEGERTER	Yamaha YZF R6 1'40.291
6	3 R. DE ROSA	Kawasaki ZX-6R 1'40.458
7	66 N. TUULI	MV Agusta F3 675 1'40.554
8	38 H. SOOMER	Yamaha YZF R6 1'40.567
9	29 L. BERNARDI	Yamaha YZF R6 1'40.664
10	81 M. GONZALEZ	Yamaha YZF R6 1'40.772
11	21 R. KRUMMENACHER	Yamaha YZF R6 1'41.040
12	61 C. ONCU	Kawasaki ZX-6R 1'41.331
13	34 K. MANFREDI	Yamaha YZF R6 1'41.550
14	71 C. BERGMAN	Yamaha YZF R6 1'41.556
15	70 M. ALCOBA	Yamaha YZF R6 1'41.596
16	84 M. FABRIZIO	Kawasaki ZX-6R 1'41.678
17	22 F. FULIGNI	Yamaha YZF R6 1'42.036
18	23 D. PIZZOLI	Yamaha YZF R6 1'42.067
19	42 S. FROSSARD	Yamaha YZF R6 1'42.106
20	95 V. TAKALA	Yamaha YZF R6 1'42.296
21	55 G. HENDRA PRATAMA	Yamaha YZF R6 1'42.675
22	24 L. TACCINI	Kawasaki ZX-6R 1'42.779
23	6 M. HERRERA	Yamaha YZF R6 1'42.831
24	2 L. MONTELLA	Yamaha YZF R6 1'42.994
25	15 E. MCMANUS	Yamaha YZF R6 1'43.350
26	19 P. SZKOPEK	Yamaha YZF R6 1'43.681
27	45 S. KAWASAKI	Kawasaki ZX-6R 1'44.652

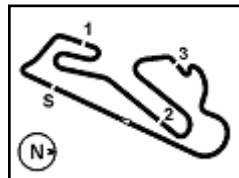
SPEED		
1	61 C. ONCU	Kawasaki ZX-6R 285,0
2	66 N. TUULI	MV Agusta F3 675 284,2
3	29 L. BERNARDI	Yamaha YZF R6 283,5
4	16 J. CLUZEL	Yamaha YZF R6 283,5
5	5 P. OETTL	Kawasaki ZX-6R 282,7
6	38 H. SOOMER	Yamaha YZF R6 282,0
7	45 S. KAWASAKI	Kawasaki ZX-6R 282,0
8	4 S. ODENDAAL	Yamaha YZF R6 282,0
9	81 M. GONZALEZ	Yamaha YZF R6 282,0
10	94 F. CARICASULO	Yamaha YZF R6 281,3
11	77 D. AEGERTER	Yamaha YZF R6 280,5
12	21 R. KRUMMENACHER	Yamaha YZF R6 280,5
13	55 G. HENDRA PRATAMA	Yamaha YZF R6 280,5
14	3 R. DE ROSA	Kawasaki ZX-6R 279,8
15	95 V. TAKALA	Yamaha YZF R6 279,8
16	70 M. ALCOBA	Yamaha YZF R6 279,1
17	84 M. FABRIZIO	Kawasaki ZX-6R 279,1
18	23 D. PIZZOLI	Yamaha YZF R6 279,1
19	22 F. FULIGNI	Yamaha YZF R6 278,4
20	71 C. BERGMAN	Yamaha YZF R6 278,4
21	42 S. FROSSARD	Yamaha YZF R6 276,9
22	24 L. TACCINI	Kawasaki ZX-6R 276,2
23	15 E. MCMANUS	Yamaha YZF R6 276,2
24	6 M. HERRERA	Yamaha YZF R6 275,5
25	2 L. MONTELLA	Yamaha YZF R6 272,7
26	34 K. MANFREDI	Yamaha YZF R6 272,0
27	19 P. SZKOPEK	Yamaha YZF R6 270,7

SEG. 1		SEG. 2		SEG. 3		SEG. 4	
1	94 F. CARICASULO 20.206	1	4 S. ODENDAAL 24.513	1	77 D. AEGERTER 23.208	1	81 M. GONZALEZ 31.595
2	16 J. CLUZEL 20.374	2	16 J. CLUZEL 24.535	2	5 P. OETTL 23.246	2	5 P. OETTL 31.643
3	5 P. OETTL 20.421	3	94 F. CARICASULO 24.555	3	94 F. CARICASULO 23.251	3	94 F. CARICASULO 31.647
4	38 H. SOOMER 20.423	4	66 N. TUULI 24.668	4	4 S. ODENDAAL 23.303	4	77 D. AEGERTER 31.695
5	4 S. ODENDAAL 20.428	5	29 L. BERNARDI 24.672	5	16 J. CLUZEL 23.311	5	3 R. DE ROSA 31.717
6	77 D. AEGERTER 20.449	6	5 P. OETTL 24.693	6	21 R. KRUMMENACHER 23.325	6	16 J. CLUZEL 31.753
7	3 R. DE ROSA 20.518	7	38 H. SOOMER 24.711	7	38 H. SOOMER 23.346	7	66 N. TUULI 31.770
8	81 M. GONZALEZ 20.523	8	77 D. AEGERTER 24.750	8	3 R. DE ROSA 23.395	8	4 S. ODENDAAL 31.789
9	70 M. ALCOBA 20.569	9	81 M. GONZALEZ 24.803	9	66 N. TUULI 23.434	9	29 L. BERNARDI 31.826
10	21 R. KRUMMENACHER 20.601	10	21 R. KRUMMENACHER 24.809	10	29 L. BERNARDI 23.485	10	61 C. ONCU 31.938
11	61 C. ONCU 20.606	11	3 R. DE ROSA 24.825	11	34 K. MANFREDI 23.538	11	84 M. FABRIZIO 31.940
12	29 L. BERNARDI 20.620	12	61 C. ONCU 24.932	12	84 M. FABRIZIO 23.566	12	34 K. MANFREDI 31.957
13	66 N. TUULI 20.625	13	23 D. PIZZOLI 24.951	13	81 M. GONZALEZ 23.602	13	71 C. BERGMAN 31.969
14	71 C. BERGMAN 20.627	14	71 C. BERGMAN 24.967	14	71 C. BERGMAN 23.637	14	21 R. KRUMMENACHER 31.993
15	95 V. TAKALA 20.761	15	34 K. MANFREDI 25.007	15	70 M. ALCOBA 23.649	15	38 H. SOOMER 32.087
16	22 F. FULIGNI 20.763	16	24 L. TACCINI 25.069	16	61 C. ONCU 23.686	16	70 M. ALCOBA 32.139
17	23 D. PIZZOLI 20.777	17	84 M. FABRIZIO 25.074	17	22 F. FULIGNI 23.688	17	22 F. FULIGNI 32.213
18	34 K. MANFREDI 20.791	18	42 S. FROSSARD 25.088	18	95 V. TAKALA 23.765	18	42 S. FROSSARD 32.256
19	42 S. FROSSARD 20.799	19	22 F. FULIGNI 25.118	19	23 D. PIZZOLI 23.812	19	23 D. PIZZOLI 32.318
20	55 G. HENDRA PRATAMA 20.817	20	95 V. TAKALA 25.137	20	42 S. FROSSARD 23.828	20	95 V. TAKALA 32.370
21	84 M. FABRIZIO 20.868	21	6 M. HERRERA 25.138	21	6 M. HERRERA 23.917	21	24 L. TACCINI 32.380
22	6 M. HERRERA 21.034	22	70 M. ALCOBA 25.156	22	55 G. HENDRA PRATAMA 23.952	22	2 L. MONTELLA 32.398
23	24 L. TACCINI 21.075	23	15 E. MCMANUS 25.199	23	19 P. SZKOPEK 24.100	23	55 G. HENDRA PRATAMA 32.460
24	2 L. MONTELLA 21.154	24	55 G. HENDRA PRATAMA 25.232	24	2 L. MONTELLA 24.134	24	15 E. MCMANUS 32.543
25	19 P. SZKOPEK 21.169	25	2 L. MONTELLA 25.308	25	24 L. TACCINI 24.142	25	6 M. HERRERA 32.567
26	15 E. MCMANUS 21.197	26	19 P. SZKOPEK 25.428	26	15 E. MCMANUS 24.203	26	45 S. KAWASAKI 32.646
27	45 S. KAWASAKI 21.246	27	45 S. KAWASAKI 25.620	27	45 S. KAWASAKI 24.506	27	19 P. SZKOPEK 32.813

29/05/2021

These data/results cannot be reproduced, stored and/or transmitted in whole or in part by any manner of electronic, mechanical, photocopying, recording, broadcasting or otherwise now known or herein after developed without the previous express consent by the copyright owner, except for reproduction in daily press and regular printed publications on sale to the public within 60 days of the event related to those data/results and always provided that copyright symbol appears together as follows below.

© DORNA WSBK ORGANIZATION Srl 2021



Circuito Estoril 4.182 m

## Gaerne Estoril Round, 28-30 May 2021

### Ideal Times Tissot Superpole

No.	Rider	Nat	Bike	Seg. 1	Seg. 2	Seg. 3	Seg. 4	Ideal Time		
				Diff. 1	Diff. 2	Diff. 3	Diff. 4	Best Lap	Pos.	Diff.
1	94 F. CARICASULO	ITA	Yamaha YZF R6	20.206 +0.139	24.555 +0.174	23.251 +0.001	31.647	1'39.659 1'39.973	1	0.314
2	16 J. CLUZEL	FRA	Yamaha YZF R6	20.374 +0.148	24.535	23.311 +0.098	31.753	1'39.973 1'40.219	4	0.246
3	5 P. OETTL	GER	Kawasaki ZX-6R	20.421 +0.017	24.693 +0.074	23.246	31.643	1'40.003 1'40.094	2	0.091
4	4 S. ODENDAAL	RSA	Yamaha YZF R6	20.428 +0.023	24.513 +0.040	23.303	31.789 +0.088	1'40.033 1'40.184	3	0.151
5	77 D. AEGERTER	SUI	Yamaha YZF R6	20.449	24.750	23.208 +0.113	31.695 +0.076	1'40.102 1'40.291	5	0.189
6	3 R. DE ROSA	ITA	Kawasaki ZX-6R	20.518	24.825	23.395 +0.003	31.717	1'40.455 1'40.458	6	0.003
7	66 N. TUULI	FIN	MV Agusta F3 675	20.625	24.668	23.434 +0.057	31.770	1'40.497 1'40.554	7	0.057
8	81 M. GONZALEZ	ESP	Yamaha YZF R6	20.523 +0.149	24.803 +0.077	23.602 +0.023	31.595	1'40.523 1'40.772	10	0.249
9	38 H. SOOMER	EST	Yamaha YZF R6	20.423	24.711	23.346	32.087	1'40.567 1'40.567	8	
10	29 L. BERNARDI	RSM	Yamaha YZF R6	20.620	24.672	23.485	31.826 +0.061	1'40.603 1'40.664	9	0.061
11	21 R. KRUMMENACHER	SUI	Yamaha YZF R6	20.601	24.809	23.325 +0.221	31.993 +0.091	1'40.728 1'41.040	11	0.312
12	61 C. ONCU	TUR	Kawasaki ZX-6R	20.606	24.932	23.686 +0.120	31.938 +0.049	1'41.162 1'41.331	12	0.169
13	71 C. BERGMAN	SWE	Yamaha YZF R6	20.627 +0.143	24.967 +0.213	23.637	31.969	1'41.200 1'41.556	14	0.356
14	34 K. MANFREDI	ITA	Yamaha YZF R6	20.791 +0.125	25.007 +0.078	23.538	31.957 +0.054	1'41.293 1'41.550	13	0.257
15	84 M. FABRIZIO	ITA	Kawasaki ZX-6R	20.868 +0.171	25.074	23.566	31.940 +0.059	1'41.448 1'41.678	16	0.230
16	70 M. ALCOBA	ESP	Yamaha YZF R6	20.569	25.156	23.649 +0.083	32.139	1'41.513 1'41.596	15	0.083
17	22 F. FULIGNI	ITA	Yamaha YZF R6	20.763	25.118 +0.072	23.688 +0.134	32.213 +0.048	1'41.782 1'42.036	17	0.254
18	23 D. PIZZOLI	ITA	Yamaha YZF R6	20.777 +0.162	24.951 +0.006	23.812	32.318 +0.041	1'41.858 1'42.067	18	0.209
19	42 S. FROSSARD	SUI	Yamaha YZF R6	20.799	25.088	23.828	32.256 +0.135	1'41.971 1'42.106	19	0.135
20	95 V. TAKALA	FIN	Yamaha YZF R6	20.761	25.137 +0.137	23.765	32.370 +0.126	1'42.033 1'42.296	20	0.263
21	55 G. HENDRA PRATAMA	INA	Yamaha YZF R6	20.817	25.232 +0.108	23.952 +0.063	32.460 +0.043	1'42.461 1'42.675	21	0.214
22	6 M. HERRERA	ESP	Yamaha YZF R6	21.034 +0.175	25.138	23.917	32.567	1'42.656 1'42.831	23	0.175
23	24 L. TACCINI	ITA	Kawasaki ZX-6R	21.075 +0.044	25.069	24.142 +0.069	32.380	1'42.666 1'42.779	22	0.113
24	2 L. MONTELLA	ITA	Yamaha YZF R6	21.154	25.308	24.134	32.398	1'42.994 1'42.994	24	
25	15 E. MCMANUS	IRL	Yamaha YZF R6	21.197	25.199 +0.036	24.203 +0.172	32.543	1'43.142 1'43.350	25	0.208
26	19 P. SZKOPEK	POL	Yamaha YZF R6	21.169 +0.171	25.428	24.100	32.813	1'43.510 1'43.681	26	0.171
27	45 S. KAWASAKI	JPN	Kawasaki ZX-6R	21.246	25.620	24.506 +0.114	32.646 +0.520	1'44.018 1'44.652	27	0.634
<b>Overall Ideal Time</b>				20.206	24.513	23.208	31.595	1'39.522		

29/05/2021

These data/results cannot be reproduced, stored and/or transmitted in whole or in part by any manner of electronic, mechanical, photocopying, recording, broadcasting or otherwise now known or herein after developed without the previous express consent by the copyright owner, except for reproduction in daily press and regular printed publications on sale to the public within 60 days of the event related to those data/results and always provided that copyright symbol appears together as follows below.

© DORNA WSBK ORGANIZATION Srl 2021

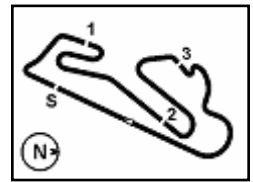
FICR PERUGIA TIMING



Official Tyre Supplier



Official Timekeeper



## Gaerne Estoril Round, 28-30 May 2021

### Chronological Analysis Tissot Superpole

Circuito Estoril 4.182 m

1 / 3

1° 94 F. CARICASULO (1'39.973)							
Lap	Seg.1	Seg.2	Seg.3	Seg.4	Lap Time	km/h	Local Time
1		25.418	24.339	32.835			10:26'55.947
2	20.751	24.768	23.656	32.155	1'41.330	271,4	10:28'37.277
3	20.613	24.734	23.451	31.859	1'40.657	272,7	10:30'17.934
4	20.571	<b>24.555</b>	23.330	31.736	1'40.192	273,4	10:31'58.126
5	21.288	25.147	24.001	43.666	1'54.102P	274,8	10:33'52.228
6	1'30.637	25.386	24.219	32.434	2'52.676P		10:36'44.904
7	20.449	24.725	23.351	44.054	1'52.579	274,1	10:38'37.483
8	20.345	24.729	23.252	<b>31.647</b>	<b>1'39.973</b>	276,2	10:40'17.456
9	<b>20.206</b>	24.700	23.431	31.656	1'39.993	276,9	10:41'57.449
10	26.154	26.137	25.058	32.930	1'50.279	<b>281,3</b>	10:43'47.728
11	20.334	24.684	<b>23.251</b>	31.707	1'39.976	276,9	10:45'27.704

2° 5 P. OETTL (1'40.094)							
Lap	Seg.1	Seg.2	Seg.3	Seg.4	Lap Time	km/h	Local Time
1		26.257	23.935	32.365			10:27'09.827
2	26.476	25.056	23.543	32.069	1'47.144	276,2	10:28'56.971
3	20.529	24.774	23.453	31.923	1'40.679	275,5	10:30'37.650
4	<b>20.421</b>	25.256	24.444	32.390	1'42.511	279,8	10:32'20.161
5	23.402	25.293	24.568	32.585	1'45.848	<b>282,7</b>	10:34'06.009
6	20.564	<b>24.693</b>	23.329	31.783	1'40.369	276,2	10:35'46.378
7	20.988	25.718	24.134	41.692	1'52.532P	275,5	10:37'38.910
8	3'23.611	25.586	23.370	31.805	4'44.372P		10:42'23.282
9	20.438	24.767	<b>23.246</b>	<b>31.643</b>	<b>1'40.094</b>	277,6	10:44'03.376
10	23.757	25.067	23.338	31.811	1'43.973	278,4	10:45'47.349

3° 4 S. ODENDAAL (1'40.184)							
Lap	Seg.1	Seg.2	Seg.3	Seg.4	Lap Time	km/h	Local Time
1		26.277	24.594	32.724			10:28'09.956
2	20.866	24.747	23.723	32.288	1'41.624	274,1	10:29'51.580
3	20.515	24.666	23.927	31.986	1'41.094	275,5	10:31'32.674
4	<b>20.428</b>	24.567	23.604	31.971	1'40.570	278,4	10:33'13.244
5	21.605	25.644	24.238	41.467	1'52.954P	277,6	10:35'06.198
6	3'09.492	25.428	24.355	35.994	4'35.269P		10:39'41.467
7	20.857	24.997	27.571	32.051	1'45.476	279,1	10:41'26.943
8	20.498	24.586	23.409	34.623	1'43.116	278,4	10:43'10.059
9	20.496	<b>24.513</b>	23.593	<b>31.789</b>	1'40.391	<b>282,0</b>	10:44'50.450
10	20.451	24.553	<b>23.303</b>	31.877	<b>1'40.184</b>	277,6	10:46'30.634

4° 16 J. CLUZEL (1'40.219)							
Lap	Seg.1	Seg.2	Seg.3	Seg.4	Lap Time	km/h	Local Time
1		26.132	24.679	32.501			10:26'57.316
2	20.579	24.665	23.530	32.022	1'40.796	279,8	10:28'38.112
3	20.690	24.803	<b>23.311</b>	31.903	1'40.707	279,8	10:30'18.819
4	22.869	25.134	28.635	33.878	1'50.516	279,1	10:32'09.335
5	<b>20.374</b>	24.597	23.418	32.025	1'40.414	279,8	10:33'49.749
6	20.570	25.077	23.543	40.083	1'49.273P	280,5	10:35'39.022
7	2'38.758	25.469	24.353	33.812	4'02.392P		10:39'41.414
8	26.259	25.298	25.487	36.426	1'53.470	277,6	10:41'34.884
9	20.522	<b>24.535</b>	23.409	<b>31.753</b>	<b>1'40.219</b>	279,1	10:43'15.103
10	20.668	24.653	28.734	32.703	1'46.758	<b>283,5</b>	10:45'01.861

5° 77 D. AEGERTER (1'40.291)							
Lap	Seg.1	Seg.2	Seg.3	Seg.4	Lap Time	km/h	Local Time
1		27.439	24.881	32.513			10:27'00.262
2	20.723	24.876	23.493	31.963	1'41.055	270,7	10:28'41.317
3	20.627	25.244	23.878	31.918	1'41.667	275,5	10:30'22.984
4	20.704	24.795	23.367	31.879	1'40.745	273,4	10:32'03.729
5	20.533	25.044	23.454	40.713	1'49.744P	273,4	10:33'53.473
6	2'36.658	26.055	23.821	32.832	3'59.366P		10:37'52.839
7	20.585	24.848	23.399	31.776	1'40.608	272,7	10:39'33.447

8	23.531	26.161	27.352	44.744	2'01.788	275,5	10:41'35.235
9	21.084	24.782	<b>23.208</b>	<b>31.695</b>	1'40.769	257,1	10:43'16.004
10	20.739	24.997	23.695	32.120	1'41.551	<b>280,5</b>	10:44'57.555
11	<b>20.449</b>	<b>24.750</b>	23.321	31.771	<b>1'40.291</b>	274,1	10:46'37.846

6° 3 R. DE ROSA (1'40.458)							
Lap	Seg.1	Seg.2	Seg.3	Seg.4	Lap Time	km/h	Local Time
1		26.777	24.871	32.938			10:27'58.229
2	21.175	25.022	23.788	32.336	1'42.321	267,3	10:29'40.550
3	20.984	24.945	23.700	32.224	1'41.853	270,7	10:31'22.403
4	20.636	24.929	23.542	32.124	1'41.231	272,0	10:33'03.634
5	20.841	24.982	23.633	32.143	1'41.599	272,0	10:34'45.233
6	22.424	26.314	24.741	43.802	1'57.281P	272,0	10:36'42.514
7	3'06.965	30.470	29.418	40.706	4'47.559P		10:41'30.073
8	20.751	24.829	23.687	32.696	1'41.963	276,2	10:43'12.036
9	<b>20.518</b>	<b>24.825</b>	23.398	<b>31.717</b>	<b>1'40.458</b>	279,1	10:44'52.494
10	20.863	24.830	<b>23.395</b>	31.851	1'40.939	<b>279,8</b>	10:46'33.433

7° 66 N. TUULI (1'40.554)							
Lap	Seg.1	Seg.2	Seg.3	Seg.4	Lap Time	km/h	Local Time
1		25.837	24.458	33.330			10:27'07.200
2	20.743	24.844	23.898	31.963	1'41.448	279,8	10:28'48.648
3	20.726	24.854	23.553	31.965	1'41.098	<b>284,2</b>	10:30'29.746
4	28.333	28.441	24.432	42.188	2'03.394P	272,7	10:32'33.140
5	4'14.179	25.580	24.128	32.116	5'36.003P		10:38'09.143
6	20.811	24.865	23.525	31.796	1'40.997	272,7	10:39'50.140
7	20.685	24.997	<b>23.434</b>	31.809	1'40.925	274,1	10:41'31.065
8	20.932	24.891	23.578	31.897	1'41.298	279,8	10:43'12.363
9	<b>20.625</b>	<b>24.668</b>	23.491	<b>31.770</b>	<b>1'40.554</b>	279,8	10:44'52.917
10	20.851	24.831	23.514	31.835	1'41.031	279,1	10:46'33.948

8° 38 H. SOOMER (1'40.567)							
Lap	Seg.1	Seg.2	Seg.3	Seg.4	Lap Time	km/h	Local Time
1		25.955	24.551	32.724			10:27'04.906
2	20.907	24.921	24.163	33.362	1'43.353	276,9	10:28'48.259
3	20.765	33.895	23.875	32.308	1'50.843	274,1	10:30'39.102
4	20.504	24.857	23.931	33.089	1'42.381	<b>282,0</b>	10:32'21.483
5	21.632	25.522	23.923	40.053	1'51.130P	274,8	10:34'12.613
6	2'54.189	25.148	23.944	32.413	4'15.694P		10:38'28.307
7	20.608	24.775	23.486	32.112	1'40.981	276,9	10:40'09.288
8	20.510	24.771	23.409	32.389	1'41.079	275,5	10:41'50.367
9	20.463	24.753	23.594	32.200	1'41.010	276,9	10:43'31.377
10	<b>20.423</b>	<b>24.711</b>	<b>23.346</b>	<b>32.087</b>	<b>1'40.567</b>	277,6	10:45'11.944

9° 29 L. BERNARDI (1'40.664)							
Lap	Seg.1	Seg.2	Seg.3	Seg.4	Lap Time	km/h	Local Time
1		25.924	24.167	32.304			10:26'56.625
2	<b>20.620</b>	<b>24.672</b>	<b>23.485</b>	31.887	<b>1'40.664</b>	277,6	10:28'37.289
3	20.716	24.807	23.491	<b>31.826</b>	1'40.840	276,2	10:30'18.129
4	22.749	25.354	24.304	42.223	1'54.630P	279,1	10:32'12.759
5	4'45.408	25.851	26.348	38.056	6'15.663P		10:38'28.422

10° 81 M. GONZALEZ (1'40.772)							
Lap	Seg.1	Seg.2	Seg.3	Seg.4	Lap Time	km/h	Local Time
1		26.301	24.473	32.552			10:27'26.520
2	20.679	<b>24.803</b>	23.607	32.115	1'41.204	270,0	10:29'07.724
3	20.600	25.336	23.650	32.025	1'41.611	272,0	10:30'49.335
4	<b>20.523</b>	24.882	<b>23.602</b>	31.835	1'40.842	274,1	10:32'30.177
5	22.618	25.071	24.125	34.241	1'46.055	275,5	10:34'16.232
6	20.685	24.880	23.706	40.153	1'49.424P	274,1	10:36'05.656
7	4'30.432	27.180	23.878	32.001	5'53.491P		10:41'59.147
8	20.672	24.880	23.625	<b>31.595</b>	<b>1'40.772</b>	276,9	10:43'39.919

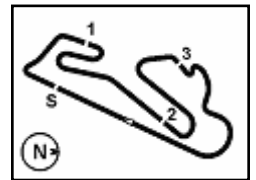
29/05/2021

P = Pits In/Out - C = Lap Time Cancelled

These data/results cannot be reproduced, stored and/or transmitted in whole or in part by any manner of electronic, mechanical, photocopying, recording, broadcasting or otherwise now known or herein after developed without the previous express consent by the copyright owner, except for reproduction in daily press and regular printed publications on sale to the public within 60 days of the event related to those data/results and always provided that copyright symbol appears together as follows below.

© DORNA WSBK ORGANIZATION Srl 2021





## Gaerne Estoril Round, 28-30 May 2021

### Chronological Analysis Tissot Superpole

Circuito Estoril 4.182 m

2 / 3

9 20.883 25.874 23.947 32.683 1'43.387 **282,0** 10:45'23.306 9 21.773 25.222 23.750 32.342 1'43.087 273,4 10:46'35.283

11° 21 R. KRUMMENACHER (1'41.040)							
Lap	Seg.1	Seg.2	Seg.3	Seg.4	Lap Time	km/h	Local Time
1		27.761	25.640	32.379			10:27'01.524
2	20.846	25.054	23.682	32.209	1'41.791	<b>280,5</b>	10:28'43.315
3	20.739	24.960	23.589	32.242	1'41.530	274,8	10:30'24.845
4	20.656	24.936	24.299	32.316	1'42.207	276,9	10:32'07.052
5	<b>20.601</b>	<b>24.809</b>	23.546	32.084	<b>1'41.040</b>	<b>280,5</b>	10:33'48.092
6	20.776	24.950	23.962	43.375	1'53.063P	275,5	10:35'41.155
7	2'34.820	25.759	24.107	35.663	4'00.349P		10:39'41.504
8	21.099	24.947	27.553	32.401	1'46.000	<b>280,5</b>	10:41'27.504
9	20.837	24.837	<b>23.325</b>	32.152	1'41.151	277,6	10:43'08.655
10	20.641	24.878	23.511	33.808	1'42.838	276,9	10:44'51.493
11	20.929	24.825	23.404	<b>31.993</b>	1'41.151	277,6	10:46'32.644

16° 84 M. FABRIZIO (1'41.678)							
Lap	Seg.1	Seg.2	Seg.3	Seg.4	Lap Time	km/h	Local Time
1		30.193	25.447	32.615			10:27'02.261
2	21.682	25.448	24.456	34.531	1'46.117	275,5	10:28'48.378
3	21.310	25.332	23.897	32.224	1'42.763	267,3	10:30'31.141
4	28.427	25.592	23.991	32.263	1'50.273	275,5	10:32'21.414
5	21.261	25.295	24.248	43.038	1'53.842P	276,2	10:34'15.256
6	3'53.974	29.239	28.006	36.445	5'27.664P		10:39'42.920
7	21.022	25.129	27.600	39.563	1'53.314	<b>279,1</b>	10:41'36.234
8	21.039	<b>25.074</b>	<b>23.566</b>	31.999	<b>1'41.678</b>	<b>279,1</b>	10:43'17.912
9	<b>20.868</b>	25.119	23.821	<b>31.940</b>	1'41.748	276,9	10:44'59.660
10	21.481	25.168	23.989	32.279	1'42.917	278,4	10:46'42.577

12° 61 C. ONCU (1'41.331)							
Lap	Seg.1	Seg.2	Seg.3	Seg.4	Lap Time	km/h	Local Time
1		26.298	24.318	32.423			10:27'10.564
2	26.279	55.976	25.886	39.992	2'28.133P	277,6	10:29'38.697
3	8'53.446	25.328	23.909	32.140	10'14.823P		10:39'53.520
4	20.976	25.287	23.699	32.670	1'42.632	275,5	10:41'36.152
5	21.708	24.946	23.748	32.031	1'42.433	278,4	10:43'18.585
6	<b>20.606</b>	<b>24.932</b>	23.806	31.987	<b>1'41.331</b>	282,0	10:44'59.916
7	21.025	25.020	<b>23.686</b>	<b>31.938</b>	1'41.669	<b>285,0</b>	10:46'41.585

17° 22 F. FULIGNI (1'42.036)							
Lap	Seg.1	Seg.2	Seg.3	Seg.4	Lap Time	km/h	Local Time
1		26.410	24.342	32.688			10:27'10.563
2	21.018	25.304	23.864	32.292	1'42.478	272,0	10:28'53.041
3	22.187	25.329	24.209	33.254	1'44.979	274,8	10:30'38.020
4	20.794	<b>25.118</b>	24.324	42.005	1'52.241P	<b>278,4</b>	10:32'30.261
5	2'55.581	26.151	24.148	32.656	4'18.536P		10:36'48.797
6	20.877	25.151	<b>23.688</b>	32.357	1'42.073	272,7	10:38'30.870
7	21.949	25.241	23.859	32.587	1'43.636	274,8	10:40'14.506
8	20.810	25.268	23.767	32.360	1'42.205	273,4	10:41'56.711
9	<b>20.763</b>	25.190	23.822	32.261	<b>1'42.036</b>	275,5	10:43'38.747
10	<b>20.881</b>	25.278	23.732	<b>32.213</b>	1'42.104	275,5	10:45'20.851

13° 34 K. MANFREDI (1'41.550)							
Lap	Seg.1	Seg.2	Seg.3	Seg.4	Lap Time	km/h	Local Time
1		25.752	24.332	32.372			10:26'56.012
2	20.961	<b>25.007</b>	23.826	32.000	1'41.794	270,7	10:28'37.806
3	<b>20.791</b>	25.177	23.629	<b>31.957</b>	1'41.554	269,3	10:30'19.360
4	21.239	25.667	24.466	39.492	1'50.864P	270,0	10:32'10.224
5	6'01.845	27.672	26.352	35.767	7'31.636P		10:39'41.860
6	20.936	25.059	27.380	32.397	1'45.772	270,0	10:41'27.632
7	20.916	25.085	<b>23.538</b>	32.011	<b>1'41.550</b>	270,7	10:43'09.182
8	20.819	25.057	23.858	32.240	1'41.974	<b>272,0</b>	10:44'51.156
9	23.818	25.401	23.883	32.379	1'45.481	270,0	10:46'36.637

18° 23 D. PIZZOLI (1'42.067)							
Lap	Seg.1	Seg.2	Seg.3	Seg.4	Lap Time	km/h	Local Time
1		26.135	24.560	32.932			10:27'11.426
2	25.261	25.436	24.340	35.181	1'50.218C	272,7	10:29'01.644
3	20.939	24.957	<b>23.812</b>	32.359	<b>1'42.067</b>	270,7	10:30'43.711
4	22.817	25.396	25.164	33.643	1'47.020C	270,0	10:32'30.731
5	20.882	24.987	23.821	42.409	1'52.099P	271,4	10:34'22.830
6	5'28.055	30.575	28.691	40.223	7'07.544P		10:41'30.374
7	21.159	25.581	24.234	35.245	1'46.219	275,5	10:43'16.593
8	20.789	<b>24.951</b>	24.046	<b>32.318</b>	1'42.104	<b>279,1</b>	10:44'58.697
9	<b>20.777</b>	25.110	23.865	32.394	1'42.146	276,9	10:46'40.843

14° 71 C. BERGMAN (1'41.556)							
Lap	Seg.1	Seg.2	Seg.3	Seg.4	Lap Time	km/h	Local Time
1		26.599	25.276	35.425			10:27'53.644
2	20.986	25.234	23.890	32.278	1'42.388	270,0	10:29'36.032
3	20.890	25.278	23.725	32.204	1'42.097C	273,4	10:31'18.129
4	20.949	25.255	24.136	40.441	1'50.781P	274,1	10:33'08.910
5	1'18.776	25.403	24.004	32.255	2'40.438P		10:35'49.348
6	20.770	25.180	<b>23.637</b>	<b>31.969</b>	<b>1'41.556</b>	274,8	10:37'30.904
7	22.958	25.531	24.442	32.321	1'45.252	277,6	10:39'16.156
8	22.009	25.512	24.688	32.951	1'45.160C	277,6	10:41'01.316
9	20.932	<b>24.967</b>	23.781	32.799	1'42.479	276,9	10:42'43.795
10	20.698	25.094	23.715	32.118	1'41.625	276,2	10:44'25.420
11	<b>20.627</b>	25.064	23.800	32.114	1'41.605	<b>278,4</b>	10:46'07.025

19° 42 S. FROSSARD (1'42.106)							
Lap	Seg.1	Seg.2	Seg.3	Seg.4	Lap Time	km/h	Local Time
1		26.055	25.402	33.527			10:27'07.021
2	21.652	25.351	24.413	32.583	1'43.999	271,4	10:28'51.020
3	21.402	25.334	24.587	33.203	1'44.526	<b>276,9</b>	10:30'35.546
4	21.216	25.448	24.099	32.582	1'43.345	<b>276,9</b>	10:32'18.891
5	21.006	25.528	24.393	41.833	1'52.760P	272,7	10:34'11.651
6	2'45.583	27.622	25.816	34.002	4'13.023P		10:38'24.674
7	21.836	26.235	25.705	32.749	1'46.525	271,4	10:40'11.199
8	20.987	25.369	24.318	32.602	1'43.276	272,7	10:41'54.475
9	23.678	25.259	24.031	<b>32.256</b>	1'45.224	274,8	10:43'39.699
10	<b>20.799</b>	<b>25.088</b>	<b>23.828</b>	32.391	<b>1'42.106</b>	<b>276,9</b>	10:45'21.805

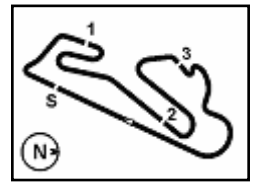
15° 70 M. ALCOBA (1'41.596)							
Lap	Seg.1	Seg.2	Seg.3	Seg.4	Lap Time	km/h	Local Time
1		26.033	24.675	32.399			10:26'57.504
2	20.845	25.157	23.920	32.416	1'42.338	<b>279,1</b>	10:28'39.842
3	20.862	25.213	24.043	33.632	1'43.750	272,0	10:30'23.592
4	20.847	25.158	23.893	45.646	1'55.544P	272,7	10:32'19.136
5	5'19.987	25.844	25.419	45.608	6'56.858P		10:39'15.994
6	49.226	25.345	25.101	32.377	2'12.049P		10:41'28.043
7	20.928	25.157	<b>23.649</b>	32.823	1'42.557	<b>279,1</b>	10:43'10.600
8	<b>20.569</b>	<b>25.156</b>	23.732	<b>32.139</b>	<b>1'41.596</b>	276,2	10:44'52.196

20° 95 V. TAKALA (1'42.296)							
Lap	Seg.1	Seg.2	Seg.3	Seg.4	Lap Time	km/h	Local Time
1		25.721	24.875	33.334			10:27'04.869
2	22.554	25.294	24.817	32.752	1'45.417	275,5	10:28'50.286
3	21.074	25.354	24.224	32.480	1'43.132	<b>279,8</b>	10:30'33.418
4	21.151	25.263	24.171	32.534	1'43.119C	276,2	10:32'16.537
5	21.044	25.480	24.120	44.863	1'55.507P	274,8	10:34'12.044
6	3'37.804	25.629	24.147	32.913	5'00.493P		10:39'12.537
7	20.957	25.367	24.010	32.578	1'42.912	276,2	10:40'55.449

29/05/2021 P = Pits In/Out - C = Lap Time Cancelled

These data/results cannot be reproduced, stored and/or transmitted in whole or in part by any manner of electronic, mechanical, photocopying, recording, broadcasting or otherwise now known or herein after developed without the previous express consent by the copyright owner, except for reproduction in daily press and regular printed publications on sale to the public within 60 days of the event related to those data/results and always provided that copyright symbol appears together as follows below.

© DORNA WSBK ORGANIZATION Srl 2021



## Gaerne Estoril Round, 28-30 May 2021

### Chronological Analysis Tissot Superpole

Circuito Estoril 4.182 m

3 / 3

8	20.957	<b>25.137</b>	23.810	32.524	1'42.428	277,6	10:42'37.877
9	<b>20.761</b>	25.274	<b>23.765</b>	32.496	<b>1'42.296</b>	276,9	10:44'20.173
10	20.993	25.340	23.919	<b>32.370</b>	1'42.622	277,6	10:46'02.795

5	21.372	25.307	24.557	43.740	1'54.976P	<b>276,2</b>	10:34'15.486
6	4'01.114	26.108	24.730	33.317	5'25.269P		10:39'40.755
7	21.280	<b>25.199</b>	24.638	35.652	1'46.769	274,8	10:41'27.524
8	21.326	25.447	24.333	33.365	1'44.471	274,1	10:43'11.995
9	21.351	25.333	<b>24.203</b>	32.884	1'43.771	274,1	10:44'55.766
10	<b>21.197</b>	25.235	24.375	<b>32.543</b>	<b>1'43.350</b>	274,1	10:46'39.116

21° 55 G. HENDRA PRATAMA (1'42.675)							
Lap	Seg.1	Seg.2	Seg.3	Seg.4	Lap Time	km/h	Local Time
1		25.999	25.061	33.584			10:27'07.259
2	21.282	<b>25.232</b>	24.373	<b>32.460</b>	1'43.347	279,1	10:28'50.606
3	21.008	25.438	24.583	34.911	1'45.940	<b>280,5</b>	10:30'36.546
4	21.031	25.509	24.093	32.613	1'43.246	275,5	10:32'19.792
5	21.287	28.777	24.548	41.815	1'56.427P	273,4	10:34'16.219
6	2'42.323	25.661	25.417	39.188	4'12.589P		10:38'28.808
7	21.055	25.355	24.085	32.505	1'43.000	278,4	10:40'11.808
8	20.952	25.351	<b>23.952</b>	32.627	1'42.882	272,7	10:41'54.690
9	<b>20.817</b>	25.340	24.015	32.503	<b>1'42.675</b>	279,8	10:43'37.365
10	20.890	25.358	24.051	32.716	1'43.015	274,8	10:45'20.380

26° 19 P. SZKOPEK (1'43.681)							
Lap	Seg.1	Seg.2	Seg.3	Seg.4	Lap Time	km/h	Local Time
1		27.643	25.536	33.121			10:27'01.357
2	21.789	25.903	25.810	33.644	1'47.146	266,7	10:28'48.503
3	25.442	25.836	24.585	34.530	1'50.393	<b>270,7</b>	10:30'38.896
4	25.047	26.156	24.352	33.224	1'48.779	270,0	10:32'27.675
5	21.300	25.447	24.307	32.967	1'44.021C	267,3	10:34'11.696
6	27.176	29.079	25.803	46.865	2'08.923P	268,7	10:36'20.619
7	4'01.427	26.128	29.199	33.647	5'30.401P		10:41'51.020
8	<b>21.169</b>	25.598	24.252	32.819	1'43.838	269,3	10:43'34.858
9	21.340	<b>25.428</b>	<b>24.100</b>	<b>32.813</b>	<b>1'43.681</b>	270,0	10:45'18.539

22° 24 L. TACCINI (1'42.779)							
Lap	Seg.1	Seg.2	Seg.3	Seg.4	Lap Time	km/h	Local Time
1		25.951	24.748	32.683			10:26'57.279
2	21.327	25.252	24.288	32.420	1'43.287	271,4	10:28'40.566
3	21.181	25.292	24.361	32.573	1'43.407	275,5	10:30'23.973
4	<b>21.075</b>	25.117	<b>24.142</b>	32.674	1'43.008	<b>276,2</b>	10:32'06.981
5	21.119	<b>25.069</b>	24.211	<b>32.380</b>	<b>1'42.779</b>	274,1	10:33'49.760
6	21.094	25.104	24.190	44.943	1'55.331P	274,1	10:35'45.091
7	3'41.015	29.438	28.518	32.816	5'11.787P		10:40'56.878
8	21.375	25.502	26.085	34.004	1'46.966	274,8	10:42'43.844
9	21.681	25.447	26.122	33.165	1'46.415C	268,7	10:44'30.259
10	21.227	25.589	24.466	33.182	1'44.464	274,1	10:46'14.723

27° 45 S. KAWASAKI (1'44.652)							
Lap	Seg.1	Seg.2	Seg.3	Seg.4	Lap Time	km/h	Local Time
1		28.069	25.396	32.940			10:27'01.377
2	21.338	25.737	24.669	35.239	1'46.983	272,0	10:28'48.360
3	21.838	27.287	24.625	33.318	1'47.068	262,1	10:30'35.428
4	21.823	26.219	<b>24.506</b>	<b>32.646</b>	1'45.194	272,0	10:32'20.622
5	22.220	26.318	24.656	33.904	1'47.098	<b>282,0</b>	10:34'07.720
6	23.052	26.430	26.064	47.023	2'02.569P	266,7	10:36'10.289
7	1'33.435	29.676	25.752	33.716	3'02.579P		10:39'12.868
8	21.757	26.079	24.677	33.035	1'45.548	274,1	10:40'58.416
9	21.419	25.878	24.816	33.362	1'45.475	272,7	10:42'43.891
10	<b>21.246</b>	<b>25.620</b>	24.620	33.166	<b>1'44.652</b>	273,4	10:44'28.543
11	21.718	27.378	24.673	33.077	1'46.846	272,0	10:46'15.389

23° 6 M. HERRERA (1'42.831)							
Lap	Seg.1	Seg.2	Seg.3	Seg.4	Lap Time	km/h	Local Time
1		26.174	25.026	33.341			10:27'13.505
2	24.037	25.550	24.324	33.008	1'46.919	270,0	10:29'00.424
3	21.392	25.445	24.442	32.761	1'44.040	267,3	10:30'44.464
4	21.358	25.545	24.255	32.765	1'43.923	272,0	10:32'28.387
5	21.492	25.919	24.161	49.556	2'01.128P	270,0	10:34'29.515
6	3'40.380	30.483	29.313	33.529	5'13.705P		10:39'43.220
7	21.251	25.276	24.500	32.758	1'43.785	<b>275,5</b>	10:41'27.005
8	21.296	29.657	24.121	33.257	1'48.331	265,4	10:43'15.336
9	<b>21.034</b>	25.413	24.211	32.660	1'43.318	274,8	10:44'58.654
10	21.209	<b>25.138</b>	<b>23.917</b>	<b>32.567</b>	<b>1'42.831</b>	270,0	10:46'41.485

24° 2 L. MONTELLA (1'42.994)							
Lap	Seg.1	Seg.2	Seg.3	Seg.4	Lap Time	km/h	Local Time
1		27.591	26.660	33.888			10:27'22.009
2	21.876	26.539	25.075	32.929	1'46.419	266,0	10:29'08.428
3	21.307	26.266	24.615	33.043	1'45.231	271,4	10:30'53.659
4	21.386	25.807	24.506	33.208	1'44.907C	270,7	10:32'38.566
5	21.645	25.605	24.640	44.406	1'56.296P	267,3	10:34'34.862
6	3'32.290	27.086	27.979	32.552	4'59.907P		10:39'34.769
7	21.340	26.131	24.541	32.638	1'44.650	272,0	10:41'19.419
8	21.286	28.260	32.674	32.929	1'55.149	271,4	10:43'14.568
9	21.340	25.577	25.277	32.711	1'44.905	272,0	10:44'59.473
10	<b>21.154</b>	<b>25.308</b>	<b>24.134</b>	<b>32.398</b>	<b>1'42.994</b>	<b>272,7</b>	10:46'42.467

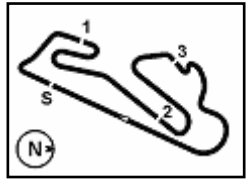
25° 15 E. MCMANUS (1'43.350)							
Lap	Seg.1	Seg.2	Seg.3	Seg.4	Lap Time	km/h	Local Time
1		27.717	26.198	33.882			10:27'03.352
2	21.746	25.575	24.978	33.397	1'45.696	274,8	10:28'49.048
3	21.751	25.598	24.990	32.921	1'45.260	274,1	10:30'34.308
4	22.511	26.018	24.733	32.940	1'46.202	275,5	10:32'20.510

29/05/2021 P = Pits In/Out - C = Lap Time Cancelled

These data/results cannot be reproduced, stored and/or transmitted in whole or in part by any manner of electronic, mechanical, photocopying, recording, broadcasting or otherwise now known or herein after developed without the previous express consent by the copyright owner, except for reproduction in daily press and regular printed publications on sale to the public within 60 days of the event related to those data/results and always provided that copyright symbol appears together as follows below.

© DORNA WSBK ORGANIZATION Srl 2021





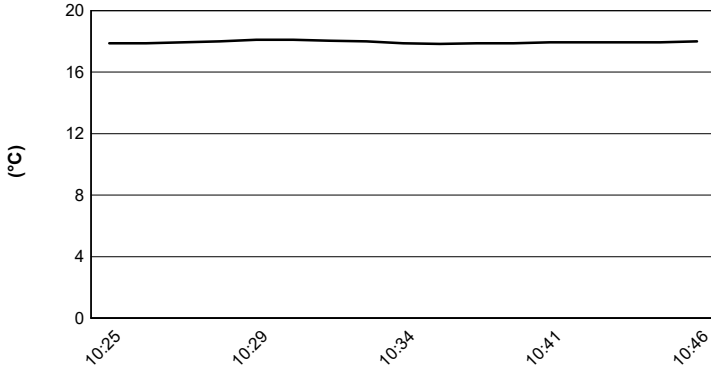
Circuito Estoril 4.182 m

**Gaerne Estoril Round, 28-30 May 2021**

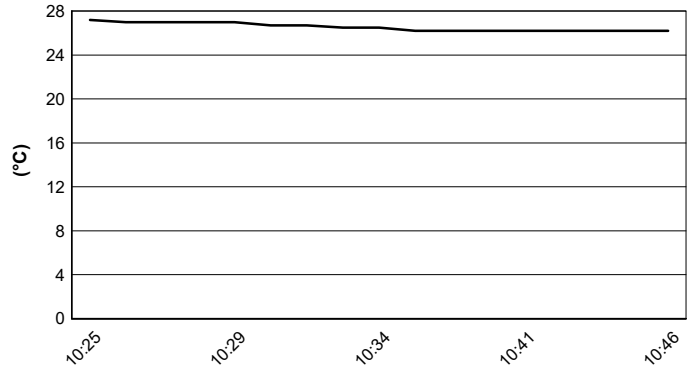
**Weather Report Tissot Superpole**

Session started 10:25 - Session ended 10:47

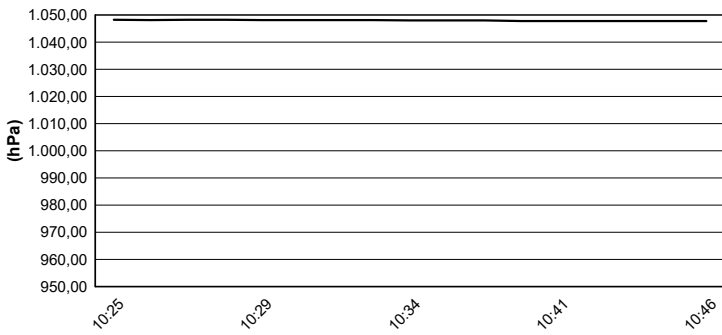
### Air Temperature



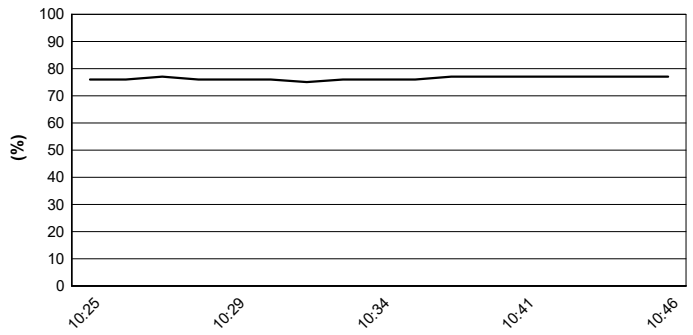
### Track Temperature



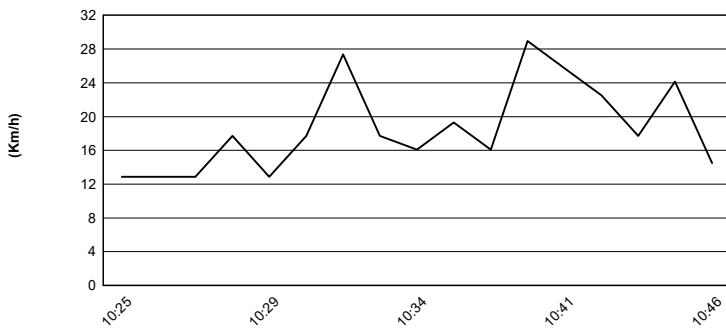
### Air Pressure



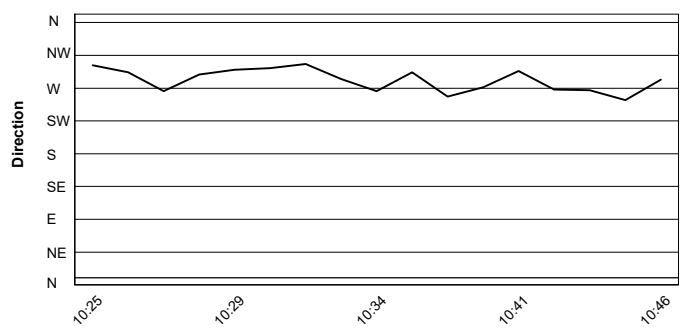
### Humidity



### Wind Speed



### Wind Direction

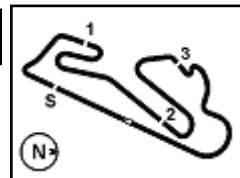


29/05/2021

These data/results cannot be reproduced, stored and/or transmitted in whole or in part by any manner of electronic, mechanical, photocopying, recording, broadcasting or otherwise now known or herein after developed without the previous express consent by the copyright owner, except for reproduction in daily press and regular printed publications on sale to the public within 60 days of the event related to those data/results and always provided that copyright symbol appears together as follows below.

© DORNA WSBK ORGANIZATION Srl 2021





Circuito Estoril 4.182 m

## Gaerne Estoril Round, 28-30 May 2021 Superpole Ranking

	2018	2019	2020	2021
<b>01 Aragon</b>	Cortese (Ger) Yam 1'53.567 (160,9 Km/h)	Gradinger (Aut) Yam 1'53.972 (160,4 Km/h)	Locatelli (Ita) Yam 1'53.003 (161,7 Km/h)	Cluzel (Fra) Yam 1'52.937 (161,8 Km/h)
<b>02 Estoril</b>			Locatelli (Ita) Yam 1'39.520 (151,3 Km/h)	Caricasulo (Ita) Yam 1'39.973 (150,6 Km/h)
<b>03 Misano</b>	Caricasulo (Ita) Yam 1'37.694 (149,6 Km/h)	Mahias (Fra) Kaw 1'38.909 (147,8 Km/h)		
<b>04 Assen</b>	Cortese (Ger) Yam 1'37.799 (167,2 Km/h)	Krummenacher (Sui) Yam 1'38.010 (166,8 Km/h)		
<b>05 Most</b>				
<b>06 Navarra</b>				
<b>07 Magny-Cours</b>	Caricasulo (Ita) Yam 1'40.416 (158,1 Km/h)	Smith (Gbr) Kaw 1'56.287 (136,6 Km/h)	Smith (Gbr) Yam 1'49.318 (145,3 Km/h)	
<b>08 Barcelona</b>			Locatelli (Ita) Yam 1'44.958 (158,7 Km/h)	
<b>09 Jerez</b>		Krummenacher (Sui) Yam 1'41.775 (156,5 Km/h)	Locatelli (Ita) Yam 1'42.214 (155,8 Km/h)	
<b>10 Portimao</b>	Mahias (Fra) Yam 1'44.588 (158,1 Km/h)	Caricasulo (Ita) Yam 1'44.220 (158,6 Km/h)	Locatelli (Ita) Yam 1'44.627 (158,0 Km/h)	
<b>11 Villicum</b>	Mahias (Fra) Yam 1'43.026 (149,4 Km/h)	Perolari (Fra) Yam 1'45.993 (145,2 Km/h)		
<b>12 Mandalika</b>				

### 2021

- 1 **F. Caricasulo**
- 1 J. Cluzel

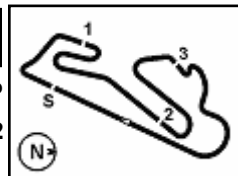
### ALL TIMES

- |                        |                   |                   |
|------------------------|-------------------|-------------------|
| 34 K. Sofuoglu         | 3 K. Curtain      | 1 C. Kellner      |
| 22 S. Charpentier      | 3 I. MacPherson   | 1 B. MacLeod      |
| 22 J. Cluzel           | 3 A. Pitt         | 1 F. Marino       |
| 17 B. Parkes           | 3 D. Salom        | 1 M. Meregalli    |
| 15 K. Muggeridge       | 3 R. Xaus         | 1 S. Morais       |
| 14 F. Foret            | 2 P. Bontempi     | 1 C. Perolari     |
| 14 S. Lowes            | 2 V. Guareschi    | 1 P. Riba         |
| 10 C. Crutchlow        | 2 M. Lagrive      | 1 S. Sanna        |
| 9 <b>F. Caricasulo</b> | 2 J. Lascorz      | 1 L. Stapleford   |
| 8 L. Mahias            | 2 M. Pirro        | 1 N. Tuuli        |
| 7 A. Locatelli         | 2 L. Scassa       | 1 J. Vd Goorbergh |
| 6 S. Chambon           | 2 K. Smith        | 1 J. Whitham      |
| 6 E. Laverty           | 2 J. Teuchert     |                   |
| 5 P. Casoli            | 2 M. van der Mark |                   |
| 5 K. Fujiwara          | 1 K. Coghlan      |                   |
| 5 P. Jacobsen          | 1 C. Davies       |                   |
| 5 C. Vermeulen         | 1 M. Fabrizio     |                   |
| 4 R. Krummenacher      | 1 T. Gradinger    |                   |
| 3 S. Cortese           | 1 C. Jones        |                   |

29/05/2021

These data/results cannot be reproduced, stored and/or transmitted in whole or in part by any manner of electronic, mechanical, photocopying, recording, broadcasting or otherwise now known or herein after developed without the previous express consent by the copyright owner, except for reproduction in daily press and regular printed publications on sale to the public within 60 days of the event related to those data/results and always provided that copyright symbol appears together as follows below.

© DORNA WSBK ORGANIZATION Srl 2021



## Gaerne Estoril Round, 28-30 May 2021

### Tissot Superpole Award

	Points	Points From First	Points From Previous	May 23 ARAGON	May 30 ESTORIL	June 13 MISANO	July 25 ASSEN	August 22 NAVARRA	August 28 MIST	September 5 MAGNY-COURS	September 19 BARCELONA	September 26 JEREZ	October 3 PORTIMAO	October 17 VILLICUM	November 14 MANDALIKA					
<b>1 CLUZEL</b> Jules (FRA)	18			12	6															
<b>2 CARICASULO</b> Federico (ITA)	16	2		4	12															
<b>3 OETTL</b> Philipp (GER)	16	2	0	7	9															
<b>4 ODENDAAL</b> Steven (RSA)	13	5	3	6	7															
<b>5 TUULI</b> Niki (FIN)	12	6	1	9	3															
<b>6 AEGERTER</b> Dominique (SUI)	10	8	2	5	5															
<b>7 DE ROSA</b> Raffaele (ITA)	4	14	6		4															
<b>8 SOOMER</b> Hannes (EST)	4	14	0	2	2															
<b>9 ALCOBA</b> Marc (ESP)	3	15	1	3																
<b>10 BERNARDI</b> Luca (RSM)	1	17	2		1															
<b>11 BERGMAN</b> Christoffer (SWE)	1	17	0	1																

29/05/2021 Odd points columns: Tissot Superpole Even points columns: Tissot Superpole Race

These data/results cannot be reproduced, stored and/or transmitted in whole or in part by any manner of electronic, mechanical, photocopying, recording, broadcasting or otherwise now known or herein after developed without the previous express consent by the copyright owner, except for reproduction in daily press and regular printed publications on sale to the public within 60 days of the event related to those data/results and always provided that copyright symbol appears together as follows below.

© DORNA WSBK ORGANIZATION Srl 2021

