

Motul French Round, 3-5 September 2021 Chronological Analysis Race 2

Magny-Cours 4.411 m

Start at 14:00'14.351

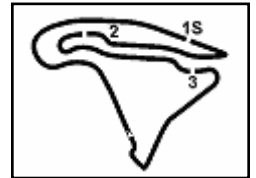
1 / 4

1° 54 T. RAZGATLIOGLU (1'37.259)							
Lap	Seg.1	Seg.2	Seg.3	Seg.4	Lap Time	km/h	Local Time
1		21.514	22.175	24.794	1'38.050	285,0	14:01'52.401
2	29.331	21.415	22.222	24.918	1'37.886	291,1	14:03'30.287
3	29.349	21.456	21.923	24.824	1'37.552	286,5	14:05'07.839
4	29.286	21.374	22.172	24.813	1'37.645	289,5	14:06'45.484
5	29.301	21.397	22.046	24.858	1'37.602	280,5	14:08'23.086
6	29.329	21.531	21.995	24.828	1'37.683	290,3	14:10'00.769
7	29.261	21.218	22.018	24.938	1'37.435	288,8	14:11'38.204
8	29.267	21.301	22.069	24.819	1'37.456	289,5	14:13'15.660
9	29.245	21.261	21.947	24.858	1'37.311	290,3	14:14'52.971
10	29.189	21.306	22.519	24.880	1'37.894	289,5	14:16'30.865
11	29.344	21.285	22.144	24.755	1'37.528	289,5	14:18'08.393
12	29.358	21.185	22.093	24.764	1'37.400	291,1	14:19'45.793
13	29.241	21.181	22.109	24.935	1'37.466	291,1	14:21'23.259
14	29.300	21.152	22.144	24.869	1'37.465	291,9	14:23'00.724
15	29.436	21.251	22.122	24.936	1'37.745	292,7	14:24'38.469
16	29.307	21.198	22.029	24.940	1'37.474	294,3	14:26'15.943
17	29.380	21.203	22.164	24.999	1'37.746	294,3	14:27'53.689
18	29.337	21.242	21.985	24.792	1'37.356	291,9	14:29'31.045
19	29.326	21.202	21.961	24.770	1'37.259	291,9	14:31'08.304
20	29.224	21.268	22.027	24.885	1'37.404	290,3	14:32'45.708
21	29.370	21.475	22.206	25.441	1'38.492	290,3	14:34'24.200
Race Time 34'09.849							
4° 55 A. LOCATELLI (1'37.653)							
Lap	Seg.1	Seg.2	Seg.3	Seg.4	Lap Time	km/h	Local Time
1		22.119	22.111	25.128	1'39.175	260,2	14:01'53.526
2	29.207	21.482	21.968	24.996	1'37.653	279,1	14:03'31.179
3	29.235	22.142	22.239	25.071	1'38.687	276,9	14:05'09.866
4	29.218	21.754	22.046	25.026	1'38.044	276,9	14:06'47.910
5	29.220	21.415	22.110	25.151	1'37.896	278,4	14:08'25.806
6	29.503	21.432	22.218	25.059	1'38.212	289,7	14:10'04.018
7	29.388	21.550	22.134	25.082	1'38.154	286,5	14:11'42.172
8	29.336	21.499	22.122	25.035	1'37.992	287,2	14:13'20.164
9	29.343	21.427	22.045	24.963	1'37.778	288,8	14:14'57.942
10	29.256	21.427	22.114	24.925	1'37.722	289,5	14:16'35.664
11	29.192	21.543	22.063	24.992	1'37.790	287,2	14:18'13.454
12	29.227	21.411	22.102	25.093	1'37.833	288,8	14:19'51.287
13	29.267	21.439	22.097	25.028	1'37.831	288,0	14:21'29.118
14	29.428	21.472	22.314	25.194	1'38.408	288,0	14:23'07.526
15	29.282	21.513	22.170	25.138	1'38.103	287,2	14:24'45.629
16	29.362	21.478	22.085	25.181	1'38.106	284,2	14:26'23.735
17	29.261	21.438	22.072	25.182	1'37.953	292,7	14:28'01.688
18	29.326	21.562	22.201	25.233	1'38.322	288,0	14:29'40.010
19	29.335	21.598	22.211	25.139	1'38.283	288,0	14:31'18.293
20	29.344	21.526	22.058	25.132	1'38.060	288,8	14:32'56.353
21	29.328	21.501	22.210	25.137	1'38.176	285,7	14:34'34.529
Race Time 34'20.178							
5° 7 C. DAVIES (1'37.664)							
Lap	Seg.1	Seg.2	Seg.3	Seg.4	Lap Time	km/h	Local Time
1		22.502	22.520	25.318	1'40.383	264,1	14:01'54.734
2	29.227	21.663	22.185	24.901	1'37.976	280,5	14:03'32.710
3	29.061	21.774	22.299	24.915	1'38.049	288,0	14:05'10.759
4	29.011	21.474	22.054	25.125	1'37.664	288,8	14:06'48.423
5	29.133	21.476	22.268	25.002	1'37.879	282,7	14:08'26.302
6	29.212	21.477	22.227	25.171	1'38.087	277,6	14:10'04.389
7	29.314	21.445	22.234	25.070	1'38.063	287,2	14:11'42.452
8	29.199	21.617	22.164	25.053	1'38.033	283,5	14:13'20.485
9	29.289	21.549	22.057	24.974	1'37.869	286,5	14:14'58.354
10	29.208	21.445	22.093	24.938	1'37.684	282,0	14:16'36.038
11	29.154	21.458	22.168	25.019	1'37.799	287,2	14:18'13.837
12	29.178	21.587	22.190	25.153	1'38.108	286,5	14:19'51.945
13	29.314	21.506	22.378	25.255	1'38.453	288,0	14:21'30.398
14	29.391	21.501	22.308	25.095	1'38.295	291,9	14:23'08.693
15	29.305	21.343	22.196	25.022	1'37.866	291,9	14:24'46.559
16	29.271	21.388	22.225	25.114	1'37.998	292,7	14:26'24.557
17	29.253	21.439	22.173	25.079	1'37.944	293,5	14:28'02.501
18	29.343	21.569	22.238	25.206	1'38.356	282,7	14:29'40.857
19	29.308	21.552	22.171	25.073	1'38.104	288,8	14:31'18.961
20	29.322	21.438	22.150	25.057	1'37.967	291,1	14:32'56.928
21	29.246	21.545	22.136	25.079	1'38.006	288,8	14:34'34.934
Race Time 34'20.583							
6° 19 A. BAUTISTA (1'37.663)							
Lap	Seg.1	Seg.2	Seg.3	Seg.4	Lap Time	km/h	Local Time
1		22.761	22.587	25.426	1'40.726	257,1	14:01'55.077
2	29.090	21.958	22.276	24.951	1'38.275	285,7	14:03'33.352
3	29.127	21.693	22.376	25.243	1'38.439	291,9	14:05'11.791
4	29.115	21.550	22.293	25.528	1'38.486	290,3	14:06'50.277

05/09/2021 P = Pits In/Out - C = Lap Time Cancelled

These data/results cannot be reproduced, stored and/or transmitted in whole or in part by any manner of electronic, mechanical, photocopying, recording, broadcasting or otherwise now known or herein after developed without the previous express consent by the copyright owner, except for reproduction in daily press and regular printed publications on sale to the public within 60 days of the event related to those data/results and always provided that copyright symbol appears together as follows below.

© DORNA WSBK ORGANIZATION Srl 2021



Motul French Round, 3-5 September 2021 Chronological Analysis Race 2

Magny-Cours 4.411 m

Start at 14:00'14.351

2 / 4

5	29.183	21.597	22.135	24.926	1'37.841	295,1	14:08'28.118	20	29.301	21.535	22.312	25.186	1'38.334	284,2	14:33'01.518
6	29.058	21.501	22.222	25.061	1'37.842	293,5	14:10'05.960	21	29.395	21.565	22.188	25.174	1'38.322	283,5	14:34'39.840
7	29.114	21.679	22.337	24.926	1'38.056	294,3	14:11'44.016								Race Time 34'25.489

7° 21 M. RINALDI (1'37.709)

Lap	Seg.1	Seg.2	Seg.3	Seg.4	Lap Time	km/h	Local Time
1		22.361	22.295	25.407	1'40.143	254,7	14:01'54.494
2	29.297	21.564	22.183	24.986	1'38.030	280,5	14:03'32.524
3	29.154	21.741	22.204	24.938	1'38.037	287,2	14:05'10.561
4	29.173	21.667	22.217	25.144	1'38.201	279,8	14:06'48.762
5	29.195	21.534	22.068	25.167	1'37.964	275,5	14:08'26.726
6	29.122	21.804	22.467	25.228	1'38.621	278,4	14:10'05.347
7	29.305	21.692	22.185	25.019	1'38.201	278,4	14:11'43.548
8	29.142	21.479	22.160	24.928	1'37.709	280,5	14:13'21.257
9	29.158	21.539	22.098	25.025	1'37.820	279,8	14:14'59.077
10	29.098	21.516	22.199	25.032	1'37.845	280,5	14:16'36.922
11	29.111	21.586	22.123	25.046	1'37.866	280,5	14:18'14.788
12	29.084	21.549	22.376	25.093	1'38.102	283,5	14:19'52.890
13	29.137	21.586	22.226	25.414	1'38.363	279,1	14:21'31.253
14	29.254	21.560	22.447	25.016	1'38.277	284,2	14:23'09.530
15	29.196	21.704	22.325	25.183	1'38.408	283,5	14:24'47.938
16	29.268	21.581	22.180	25.105	1'38.134	272,7	14:26'26.072
17	29.269	21.594	22.270	25.241	1'38.374	279,8	14:28'04.446
18	29.234	21.620	22.161	25.198	1'38.213	279,8	14:29'42.659
19	29.251	21.728	22.237	25.205	1'38.421	275,5	14:31'21.080
20	29.257	21.684	22.290	25.148	1'38.379	282,7	14:32'59.459
21	29.286	21.749	22.283	25.324	1'38.642	279,1	14:34'38.101
							Race Time 34'23.750

9° 31 G. GERLOFF (1'37.819)

Lap	Seg.1	Seg.2	Seg.3	Seg.4	Lap Time	km/h	Local Time
1		22.549	22.499	25.712	1'41.529	259,0	14:01'55.880
2	29.525	21.994	22.187	25.349	1'39.055	262,8	14:03'34.935
3	29.254	21.656	22.251	25.043	1'38.204	278,4	14:05'13.139
4	29.326	21.712	22.275	25.024	1'38.337	281,3	14:06'51.476
5	29.373	21.488	22.155	24.992	1'38.008	286,5	14:08'29.484
6	29.320	21.588	22.137	25.137	1'38.182	286,5	14:10'07.666
7	29.348	21.440	22.130	25.003	1'37.921	290,3	14:11'45.587
8	29.296	21.611	22.130	25.034	1'38.071	291,1	14:13'23.658
9	29.298	21.477	22.009	25.035	1'37.819	284,2	14:15'01.477
10	29.338	21.365	22.198	24.977	1'37.878	290,3	14:16'39.355
11	29.304	21.471	22.162	25.141	1'38.078	290,3	14:18'17.433
12	29.266	21.491	22.250	24.976	1'37.983	288,0	14:19'55.416
13	29.410	21.617	22.398	25.064	1'38.489	287,2	14:21'33.905
14	29.320	21.567	22.147	24.917	1'37.951	291,1	14:23'11.856
15	29.429	21.334	22.164	25.062	1'37.989	288,8	14:24'49.845
16	29.337	21.691	22.170	25.065	1'38.263	291,1	14:26'28.108
17	29.263	21.495	22.387	25.280	1'38.425	283,5	14:28'06.533
18	29.337	21.509	22.276	25.292	1'38.414	276,9	14:29'44.947
19	29.366	21.577	22.316	25.222	1'38.481	279,1	14:31'23.428
20	29.321	21.562	22.271	25.137	1'38.291	279,1	14:33'01.719
21	29.379	21.891	22.299	25.166	1'38.735	278,4	14:34'40.454
							Race Time 34'26.103

8° 60 M. VAN DER MARK (1'37.577)

Lap	Seg.1	Seg.2	Seg.3	Seg.4	Lap Time	km/h	Local Time
1		22.408	22.120	25.203	1'39.516	269,3	14:01'53.867
2	29.106	21.465	21.966	25.040	1'37.577	282,0	14:03'31.444
3	29.040	21.763	22.142	25.085	1'38.030	275,5	14:05'09.474
4	29.272	21.650	22.067	25.080	1'38.069	279,8	14:06'47.543
5	29.236	21.452	22.203	25.440	1'38.331	288,0	14:08'25.874
6	30.008	21.813	22.224	25.170	1'39.215	281,3	14:10'05.089
7	29.209	21.392	22.103	24.977	1'37.681	287,2	14:11'42.770
8	29.228	21.566	22.074	25.105	1'37.973	279,8	14:13'20.743
9	29.244	21.611	22.082	25.050	1'37.987	282,7	14:14'58.730
10	29.098	21.561	22.111	24.963	1'37.733	275,5	14:16'36.463
11	29.088	21.416	22.189	25.159	1'37.852	287,2	14:18'14.315
12	29.128	21.666	22.442	25.100	1'38.336	283,5	14:19'52.651
13	29.191	21.540	22.369	26.048	1'39.148	284,2	14:21'31.799
14	29.155	21.684	22.373	25.138	1'38.350	283,5	14:23'10.149
15	29.269	21.805	22.301	25.129	1'38.504	285,7	14:24'48.653
16	29.344	22.185	22.285	25.220	1'39.034	286,5	14:26'27.687
17	29.352	21.681	22.360	25.175	1'38.568	279,1	14:28'06.255
18	29.321	21.566	22.330	25.185	1'38.402	286,5	14:29'44.657
19	29.346	21.716	22.314	25.151	1'38.527	286,5	14:31'23.184

10° 66 T. SYKES (1'37.951)

Lap	Seg.1	Seg.2	Seg.3	Seg.4	Lap Time	km/h	Local Time
1		22.726	22.882	25.093	1'41.830	251,2	14:01'56.181
2	29.579	21.908	22.206	25.587	1'39.280	270,7	14:03'35.461
3	29.402	21.657	22.066	25.036	1'38.161	277,6	14:05'13.622
4	29.363	21.850	22.188	25.125	1'38.526	268,7	14:06'52.148
5	29.274	21.826	22.255	26.380	1'39.735	255,3	14:08'31.883
6	29.496	21.624	22.082	25.274	1'38.476	278,4	14:10'10.359
7	29.340	21.894	22.607	25.050	1'38.891	274,8	14:11'49.250
8	29.367	21.658	22.065	25.018	1'38.108	279,8	14:13'27.358
9	29.340	21.767	22.157	24.933	1'38.197	279,8	14:15'05.555
10	29.281	21.692	22.225	25.030	1'38.228	280,5	14:16'43.783
11	29.280	21.557	22.121	24.993	1'37.951	282,7	14:18'21.734
12	29.467	21.774	22.155	25.106	1'38.502	277,6	14:20'00.236
13	29.353	21.619	22.117	25.196	1'38.285	286,5	14:21'38.521
14	29.567	21.702	22.172	25.053	1'38.494	282,0	14:23'17.015
15	29.474	21.604	22.198	25.057	1'38.333	285,0	14:24'55.348
16	29.365	21.848	22.148	25.086	1'38.447	275,5	14:26'33.795
17	29.345	21.484	22.241	25.046	1'38.116	287,2	14:28'11.911
18	29.352	21.562	22.197	24.939	1'38.050	282,0	14:29'49.961
19	29.368	21.675	22.340	25.014	1'38.397	282,0	14:31'28.358
20	29.345	21.702	22.124	25.037	1'38.208	282,7	14:33'06.566
21	29.404	21.803	22.211	25.127	1'38.545	278,4	14:34'45.111
							Race Time 34'30.760

11° 47 A. BASSANI (1'38.476)

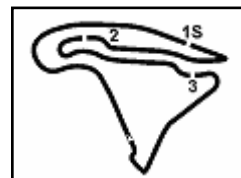
Lap	Seg.1	Seg.2	Seg.3	Seg.4	Lap Time	km/h	Local Time
1		22.771	22.511	25.388	1'40.811	257,1	14:01'55.162
2	29.372	21.769	22.380	25.848	1'39.369	270,7	14:03'34.531
3	29.294	21.693	22.291	25.198	1'38.476	279,1	14:05'13.007
4	29.299	21.795	22.564	25.191	1'38.849	283,5	14:06'51.856
5	29.373	21.733	22.445	25.828	1'39.379	275,5	14:08'31.235
6	29.450	21.822	22.451	25.090	1'38.813	279,1	14:10'10.048
7	29.593	21.798	22.878	25.412	1'39.681	285,7	14:11'49.729
8	29.381	21.642	22.513	25.302	1'38.838	282,7	14:13'28.567
9	29.474	21.833	22.599	25.237	1'39.143	279,8	14:15'07.710
10	29.442	21.884	22.674	25.276	1'39.276	282,7	14:16'46.986

05/09/2021

P = Pits In/Out - C = Lap Time Cancelled

These data/results cannot be reproduced, stored and/or transmitted in whole or in part by any manner of electronic, mechanical, photocopying, recording, broadcasting or otherwise now known or herein after developed without the previous express consent by the copyright owner, except for reproduction in daily press and regular printed publications on sale to the public within 60 days of the event related to those data/results and always provided that copyright symbol appears together as follows below.

© DORNA WSBK ORGANIZATION Srl 2021


Motul French Round, 3-5 September 2021
Chronological Analysis Race 2

Start at 14:00'14.351

3 / 4

11	29.677	22.044	22.777	25.249	1'39.747	279,1	14:18'26.733	2	29.712	22.041	22.487	25.437	1'39.677	265,4	14:03'36.059					
12	29.565	21.921	22.679	25.202	1'39.367	281,3	14:20'06.100	3	29.934	21.731	22.377	25.110	1'39.152	277,6	14:05'15.211					
13	29.775	21.953	22.640	25.340	1'39.708	280,5	14:21'45.808	4	29.697	22.310	22.644	25.080	1'39.731	272,7	14:06'54.942					
14	29.734	22.089	22.784	25.383	1'39.990	285,0	14:23'25.798	5	29.561	21.935	22.680	25.638	1'39.814	285,0	14:08'34.756					
15	29.707	21.780	22.693	25.340	1'39.520	283,5	14:25'05.318	6	29.810	22.124	22.704	25.671	1'40.309	283,5	14:10'15.065					
16	29.682	21.926	22.622	25.321	1'39.551	282,7	14:26'44.869	7	29.685	21.995	22.417	25.293	1'39.390	267,3	14:11'54.455					
17	29.647	21.868	22.660	25.297	1'39.472	285,0	14:28'24.341	8	29.838	21.754	22.610	26.353	1'40.555	279,1	14:13'35.010					
18	29.812	21.943	22.732	25.472	1'39.959	285,7	14:30'04.300	9	29.792	21.913	22.623	25.296	1'39.624	275,5	14:15'14.634					
19	29.741	22.017	22.928	25.308	1'39.994	284,2	14:31'44.294	10	29.619	21.770	22.761	25.242	1'39.392	270,0	14:16'54.026					
20	29.691	21.751	22.703	25.285	1'39.430	288,8	14:33'23.724	11	29.719	21.832	22.666	25.030	1'39.247	273,4	14:18'33.273					
21	29.717	21.752	22.634	25.783	1'39.886	287,2	14:35'03.610	12	29.566	21.832	22.525	25.336	1'39.259	270,0	14:20'12.532					
Race Time 34'49.259													13	29.789	21.854	22.477	25.161	1'39.281	274,1	14:21'51.813
Race Time 34'49.259													14	29.598	21.946	22.601	25.416	1'39.561	269,3	14:23'31.374
Race Time 34'49.259													15	29.622	21.931	22.693	25.250	1'39.496	262,8	14:25'10.870

12° 23 C. PONSSON (1'39.155)

Lap	Seg.1	Seg.2	Seg.3	Seg.4	Lap Time	km/h	Local Time
1		22.523	23.317	25.545	1'42.431	259,6	14:01'56.772
2	29.605	22.086	22.433	25.471	1'39.595	270,0	14:03'36.377
3	29.602	21.858	22.542	25.179	1'39.181	273,4	14:05'15.558
4	29.369	22.178	22.878	25.234	1'39.659	282,0	14:06'55.217
5	29.538	21.889	22.751	25.476	1'39.654	276,9	14:08'34.871
6	29.753	21.936	22.528	25.208	1'39.425	281,3	14:10'14.296
7	29.680	21.796	22.505	25.335	1'39.316	284,2	14:11'53.612
8	29.692	21.849	22.548	25.248	1'39.337	283,5	14:13'32.949
9	29.597	21.947	22.487	25.418	1'39.449	284,2	14:15'12.398
10	29.607	21.872	22.546	25.833	1'39.858	282,7	14:16'52.256
11	29.678	22.114	22.566	25.265	1'39.623	272,0	14:18'31.879
12	29.643	21.981	22.618	25.276	1'39.518	272,7	14:20'11.397
13	29.650	22.161	22.537	25.325	1'39.673	278,4	14:21'51.070
14	29.490	22.019	22.488	25.415	1'39.412	282,0	14:23'30.482
15	29.633	21.811	22.546	25.354	1'39.344	286,5	14:25'09.826
16	29.635	21.879	22.390	25.918	1'39.822	288,0	14:26'49.648
17	29.676	22.197	22.541	25.697	1'40.111	281,3	14:28'29.759
18	29.495	21.875	22.497	25.288	1'39.155	287,2	14:30'08.914
19	29.661	21.956	22.511	25.275	1'39.403	285,0	14:31'48.317
20	29.611	21.732	22.602	25.412	1'39.357	285,7	14:33'27.674
21	29.708	21.617	22.611	25.398	1'39.334	280,5	14:35'07.008
Race Time 34'52.657							

15° 53 T. RABAT (1'39.111)

Lap	Seg.1	Seg.2	Seg.3	Seg.4	Lap Time	km/h	Local Time
1		22.896	23.553	25.814	1'43.016	264,1	14:01'57.367
2	29.449	22.035	22.557	25.580	1'39.621	266,7	14:03'36.988
3	29.440	22.040	22.460	25.171	1'39.111	266,0	14:05'16.099
4	29.548	21.993	22.690	25.226	1'39.457	276,9	14:06'55.556
5	29.420	22.002	22.710	25.704	1'39.836	256,5	14:08'35.392
6	29.579	22.192	22.665	25.549	1'39.985	262,1	14:10'15.377
7	29.553	21.963	22.570	25.654	1'39.740	262,1	14:11'55.117
8	29.579	21.842	22.429	25.859	1'39.709	274,8	14:13'34.826
9	29.571	21.805	22.566	25.473	1'39.415	281,3	14:15'14.241
10	29.509	21.678	22.578	25.483	1'39.248	286,5	14:16'53.489
11	29.544	21.884	22.579	25.397	1'39.404	281,3	14:18'32.893
12	29.561	21.766	22.535	25.332	1'39.194	282,7	14:20'12.087
13	29.516	21.871	22.616	25.377	1'39.380	276,2	14:21'51.467
14	29.512	21.937	22.704	25.613	1'39.766	270,0	14:23'31.233
15	29.530	21.913	22.516	25.381	1'39.340	280,5	14:25'10.573
16	29.500	21.884	22.529	25.532	1'39.445	270,7	14:26'50.018
17	29.441	21.921	22.494	25.519	1'39.375	278,4	14:28'29.393
18	29.576	21.664	22.700	25.393	1'39.333	286,5	14:30'08.726
19	29.622	21.816	22.567	25.456	1'39.461	291,1	14:31'48.187
20	29.530	21.764	22.598	25.458	1'39.350	292,7	14:33'27.537
21	29.778	21.604	22.644	30.839	1'44.865	288,0	14:35'12.402
Race Time 34'58.051							

16° 94 J. FOLGER (1'38.792)

Lap	Seg.1	Seg.2	Seg.3	Seg.4	Lap Time	km/h	Local Time
1		22.775	23.199	26.024	1'43.651	235,8	14:01'58.002
2	29.791	22.929	22.625	25.552	1'40.897	267,3	14:03'38.899
3	29.711	22.128	22.721	25.604	1'40.164	268,0	14:05'19.063
4	29.742	21.938	22.382	25.302	1'39.364	285,0	14:06'58.427
5	29.745	21.802	22.509	25.528	1'39.584	285,0	14:08'38.011
6	29.940	22.031	22.404	25.326	1'39.701	279,8	14:10'17.712
7	29.773	21.862	22.379	25.648	1'39.662	282,7	14:11'57.374
8	29.702	22.052	22.516	25.298	1'39.568	278,4	14:13'36.942
9	29.826	21.869	22.539	25.327	1'39.561	283,5	14:15'16.503
10	29.759	22.072	22.500	25.424	1'39.755	282,0	14:16'56.258
11	29.870	22.065	22.378	25.348	1'39.661	274,8	14:18'35.919
12	29.663	22.047	22.495	25.502	1'39.707	287,2	14:20'15.626
13	29.811	21.973	22.587	25.577	1'39.948	272,7	14:21'55.574
14	29.882	22.138	22.359	25.489	1'39.868	280,5	14:23'35.442
15	30.055	22.235	22.642	25.472	1'40.404	288,8	14:25'15.846
16	29.923	22.144	22.510	25.588	1'40.165	283,5	14:26'56.011

14° 3 K. NOZANE (1'39.152)

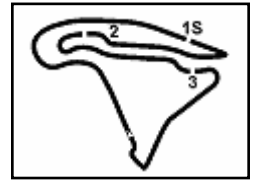
Lap	Seg.1	Seg.2	Seg.3	Seg.4	Lap Time	km/h	Local Time
1		22.686	23.105	25.222	1'42.031	253,5	14:01'56.382

05/09/2021

P = Pits In/Out - C = Lap Time Cancelled

These data/results cannot be reproduced, stored and/or transmitted in whole or in part by any manner of electronic, mechanical, photocopying, recording, broadcasting or otherwise now known or herein after developed without the previous express consent by the copyright owner, except for reproduction in daily press and regular printed publications on sale to the public within 60 days of the event related to those data/results and always provided that copyright symbol appears together as follows below.

© DORNA WSBK ORGANIZATION Srl 2021



Magny-Cours 4.411 m

Motul French Round, 3-5 September 2021

Chronological Analysis Race 2

Start at 14:00'14.351

4 / 4

17	29.904	22.086	22.394	25.573	1'39.957	281,3	14:28'35.968	1	21.587	22.431	24.891	1'38.490	269,3	14:01'52.841
18	29.873	22.122	22.483	25.591	1'40.069	281,3	14:30'16.037							
19	29.860	21.939	22.552	25.420	1'39.771	277,6	14:31'55.808							Race Time 1'38.490
20	29.644	21.660	22.223	25.265	1'38.792	286,5	14:33'34.600							
21	29.741	21.772	22.308	25.336	1'39.157	283,5	14:35'13.757							

Race Time 34'59.406

17° 36 L. MERCADO (1'39.571)

Lap	Seg.1	Seg.2	Seg.3	Seg.4	Lap Time	km/h	Local Time
1		22.858	22.965	25.709	1'42.714	260,9	14:01'57.065
2	29.588	22.002	22.536	25.485	1'39.611	272,0	14:03'36.676
3	29.594	22.497	22.473	25.298	1'39.862	268,7	14:05'16.538
4	29.799	21.889	22.454	25.429	1'39.571	281,3	14:06'56.109
5	29.624	21.975	22.813	25.474	1'39.886	280,5	14:08'35.995
6	29.699	21.921	22.591	25.586	1'39.797	277,6	14:10'15.792
7	29.725	21.902	22.592	25.473	1'39.692	281,3	14:11'55.484
8	29.810	21.930	22.563	25.701	1'40.004	278,4	14:13'35.488
9	29.713	21.942	22.598	25.447	1'39.700	275,5	14:15'15.188
10	29.637	21.944	22.595	25.426	1'39.602	278,4	14:16'54.790
11	29.796	22.059	22.554	25.509	1'39.918	278,4	14:18'34.708
12	29.810	22.051	22.737	25.526	1'40.124	285,0	14:20'14.832
13	29.808	21.893	22.701	25.413	1'39.815	285,0	14:21'54.647
14	29.897	21.872	22.617	25.476	1'39.862	286,5	14:23'34.509
15	29.866	22.129	22.710	25.590	1'40.295	289,5	14:25'14.804
16	29.925	21.934	22.696	25.395	1'39.950	286,5	14:26'54.754
17	29.878	21.937	22.761	25.608	1'40.184	289,5	14:28'34.938
18	29.839	21.933	22.637	25.695	1'40.104	287,2	14:30'15.042
19	29.975	21.923	22.960	25.561	1'40.419	285,7	14:31'55.461
20	29.943	21.941	22.671	25.671	1'40.226	284,2	14:33'35.687
21	29.886	22.137	22.849	25.622	1'40.494	280,5	14:35'16.181

Race Time 35'01.830

18° 84 L. CRESSON (1'40.086)

Lap	Seg.1	Seg.2	Seg.3	Seg.4	Lap Time	km/h	Local Time
1		22.891	23.094	25.879	1'43.249	255,9	14:01'57.600
2	29.958	22.502	22.717	25.664	1'40.841	272,0	14:03'38.441
3	29.972	22.036	22.761	25.514	1'40.283	279,1	14:05'18.724
4	30.148	22.193	22.383	25.520	1'40.244	269,3	14:06'58.968
5	30.220	22.089	22.622	25.504	1'40.435	273,4	14:08'39.403
6	30.074	22.101	22.639	25.497	1'40.311	278,4	14:10'19.714
7	30.118	21.870	22.642	25.456	1'40.086	279,8	14:11'59.800
8	29.997	22.035	22.686	25.621	1'40.339	276,9	14:13'40.139
9	30.136	21.871	22.684	25.739	1'40.430	278,4	14:15'20.569
10	30.180	21.804	22.816	25.598	1'40.398	276,9	14:17'00.967
11	30.174	22.088	22.843	25.582	1'40.687	276,2	14:18'41.654
12	30.344	21.954	22.992	25.571	1'40.861	276,9	14:20'22.515
13	30.252	22.149	22.831	25.609	1'40.841	276,2	14:22'03.356
14	31.686	22.183	22.873	25.555	1'42.297	274,8	14:23'45.653
15	30.293	21.934	22.767	25.569	1'40.563	279,1	14:25'26.216
16	30.361	21.980	22.748	25.845	1'40.934	277,6	14:27'07.150
17	30.397	21.979	22.524	26.220	1'41.120	280,5	14:28'48.270
18	30.227	22.026	22.804	25.644	1'40.701	277,6	14:30'28.971
19	30.270	21.986	23.007	25.804	1'41.067	276,2	14:32'10.038
20	30.378	22.227	22.730	25.607	1'40.942	273,4	14:33'50.980
21	30.305	22.029	22.964	25.614	1'40.912	274,8	14:35'31.892

Race Time 35'17.541

RET 91 L. HASLAM (1'37.961)

Lap	Seg.1	Seg.2	Seg.3	Seg.4	Lap Time	km/h	Local Time
1		22.107	22.139	26.386	1'40.575	265,4	14:01'54.926
2	29.103	21.869	22.109	25.020	1'38.101	279,1	14:03'33.027
3	28.983	21.695	22.244	25.039	1'37.961	278,4	14:05'10.988
4	29.184	21.671	22.310	25.137	1'38.302	278,4	14:06'49.290

Race Time 6'34.939

RET 22 A. LOWES

Lap	Seg.1	Seg.2	Seg.3	Seg.4	Lap Time	km/h	Local Time

05/09/2021 P = Pits In/Out - C = Lap Time Cancelled

These data/results cannot be reproduced, stored and/or transmitted in whole or in part by any manner of electronic, mechanical, photocopying, recording, broadcasting or otherwise now known or herein after developed without the previous express consent by the copyright owner, except for reproduction in daily press and regular printed publications on sale to the public within 60 days of the event related to those data/results and always provided that copyright symbol appears together as follows below.

© DORNA WSBK ORGANIZATION Srl 2021