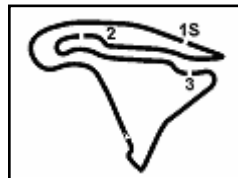


**CIRCUIT DE NEVERS MAGNY-COURS**

TRACK LENGTH: 4,411 km 2,740 mi

Loop	ID	OC	GPS	
			LAT	LON
		ms		
Pit In	3	15	46,86303 N	3,16117 E
Pit Out	18	90	46,86432 N	3,16383 E
FL.1	41	205	46,86803 N	3,16593 E
I1-S	22	110	46,86196 N	3,16870 E
I1.1	42	210	46,86083 N	3,16739 E
I2	24	120	46,86602 N	3,16818 E
I2.1	43	215	46,86521 N	3,16700 E
I3	26	130	46,86030 N	3,16611 E
I3.1	44	220	46,86056 N	3,16394 E
FL	30	150	46,86303 N	3,16178 E

LLP = Long Lap Penalty  
PS = Practice Start board

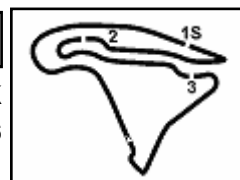


Magny-Cours 4.411 m

## Motul French Round, 3-5 September 2021

### Biographical Entry List

No.	Rider (Abbreviation)	Nat	Bike Team	Wins 2021	Podiums 2021	Pole 2021	Races 2021	Tyres	Class
	Age Date of Birth Place of Birth								
1	<b>1</b> <b>REA Jonathan</b> (Rea) 34 02/02/1987 Ballymena	GBR	<b>Kawasaki ZX-10RR</b> Kawasaki Racing Team WorldSBK	107 8	204 19	34 7	325 21	Pirelli	
2	<b>3</b> <b>NOZANE Kohta</b> (Noz) 25 29/10/1995 Chiba Japan	JPN	<b>Yamaha YZF R1</b> GRT Yamaha WorldSBK Team				18 18	Pirelli	IND
3	<b>7</b> <b>DAVIES Chaz</b> (Dav) 34 10/02/1987 Knighton	GBR	<b>Ducati Panigale V4 R</b> Team GoEleven	32	99 1	7	258 21	Pirelli	IND
4	<b>19</b> <b>BAUTISTA Alvaro</b> (Bau) 36 21/11/1984 Talavera de la Reina	ESP	<b>Honda CBR1000 RR-R</b> Team HRC	16	25	4	81 21	Pirelli	
5	<b>21</b> <b>RINALDI Michael Ruben</b> (Rin) 25 21/12/1995 Rimini	ITA	<b>Ducati Panigale V4 R</b> Aruba.it Racing - Ducati	3 2	7 4		98 21	Pirelli	
6	<b>22</b> <b>LOWES Alex</b> (Low) 30 14/09/1990 Lincoln	GBR	<b>Kawasaki ZX-10RR</b> Kawasaki Racing Team WorldSBK	2	28 4	1	211 21	Pirelli	
7	<b>23</b> <b>PONSSON Christophe</b> (Pon) 25 23/12/1995 Lyon	FRA	<b>Yamaha YZF R1</b> Gil Motor Sport-Yamaha				53 18	Pirelli	IND
8	<b>31</b> <b>GERLOFF Garrett</b> (Ger) 26 01/08/1995 Spring	USA	<b>Yamaha YZF R1</b> GRT Yamaha WorldSBK Team		5 2		43 21	Pirelli	IND
9	<b>32</b> <b>VINALES Isaac</b> (Vin) 27 06/11/1993 Llansá	ESP	<b>Kawasaki ZX-10RR</b> Orelac Racing VerdNatura				18 18	Pirelli	IND
10	<b>36</b> <b>MERCADO Leandro</b> (Mer) 29 15/02/1992 Cordoba	ARG	<b>Honda CBR1000 RR-R</b> MIE Racing Honda Racing				139 9	Pirelli	IND
11	<b>44</b> <b>MAHIAS Lucas</b> (Mah) 32 14/04/1989 Mont de Marsan	FRA	<b>Kawasaki ZX-10RR</b> Kawasaki Puccetti Racing				18 16	Pirelli	IND
12	<b>45</b> <b>REDDING Scott</b> (Red) 28 04/01/1993 Gloucester	GBR	<b>Ducati Panigale V4 R</b> Aruba.it Racing - Ducati	10 5	25 11	1	45 21	Pirelli	
13	<b>47</b> <b>BASSANI Axel</b> (Bas) 22 24/07/1999 Feltre	ITA	<b>Ducati Panigale V4 R</b> Motocorsa Racing				21 21	Pirelli	IND
14	<b>53</b> <b>RABAT Tito</b> (Rab) 32 25/05/1989 Barcellona	ESP	<b>Ducati Panigale V4 R</b> Barni Racing Team				21 21	Pirelli	IND
15	<b>54</b> <b>RAZGATLIOGLU Toprak</b> (Raz) 24 16/10/1996 Sakarya	TUR	<b>Yamaha YZF R1</b> Pata Yamaha with Brixx WorldSBK	11 6	41 17	1	104 21	Pirelli	
16	<b>55</b> <b>LOCATELLI Andrea</b> (Loc) 24 16/10/1996 Alzano Lombardo	ITA	<b>Yamaha YZF R1</b> Pata Yamaha with Brixx WorldSBK		2 2		21 21	Pirelli	
17	<b>60</b> <b>VAN DER MARK Michael</b> (vdM) 28 26/10/1992 Gouda	NED	<b>BMW M 1000 RR</b> BMW Motorrad WorldSBK Team	4	38 1	1	182 21	Pirelli	
18	<b>66</b> <b>SYKES Tom</b> (Syk) 36 19/08/1985 Huddersfield	GBR	<b>BMW M 1000 RR</b> BMW Motorrad WorldSBK Team	34	114 2	50	341 21	Pirelli	
19	<b>84</b> <b>CRESSON Loris</b> (Cre) 23 14/08/1998 Braine L'Alleud	BEL	<b>Kawasaki ZX-10RR</b> OUTDO TPR Team Pedercini Racing				24 21	Pirelli	IND
20	<b>91</b> <b>HASLAM Leon</b> (Has) 38 31/05/1983 Derby	GBR	<b>Honda CBR1000 RR-R</b> Team HRC	5	45	3	299 21	Pirelli	
21	<b>94</b> <b>FOLGER Jonas</b> (Fol) 28 13/08/1993 Oberbergkirchen	GER	<b>BMW M 1000 RR</b> Bonovo MGM Racing				25 19	Pirelli	IND



# Motul French Round, 3-5 September 2021

## Results Free Practice 1st Session

Magny-Cours 4.411 m

1 / 2

No.	Rider	Nat	Team	Bike	Class	Time	Gap	Rel.	Laps	Speed	
										Avg	Max
1	1 J. REA	GBR	Kawasaki Racing Team WorldSBK	Kawasaki ZX-10RR		<b>1'38.402</b>			6	161,375	<b>291,9</b>
2	60 M. VAN DER MARK	NED	BMW Motorrad WorldSBK Team	BMW M 1000 RR		<b>1'38.542</b>	0.140	0.140	6	161,146	<b>294,3</b>
3	22 A. LOWES	GBR	Kawasaki Racing Team WorldSBK	Kawasaki ZX-10RR		<b>1'38.787</b>	0.385	0.245	6	160,746	<b>290,3</b>
4	54 T. RAZGATLIOGLU	TUR	Pata Yamaha with Brixx WorldSBK	Yamaha YZF R1		<b>1'38.867</b>	0.465	0.080	8	160,616	<b>293,5</b>
5	45 S. REDDING	GBR	Aruba.it Racing - Ducati	Ducati Panigale V4 R		<b>1'38.923</b>	0.521	0.056	9	160,525	<b>291,1</b>
6	19 A. BAUTISTA	ESP	Team HRC	Honda CBR1000 RR-R		<b>1'39.373</b>	0.971	0.450	13	159,798	<b>297,5</b>
7	91 L. HASLAM	GBR	Team HRC	Honda CBR1000 RR-R		<b>1'39.711</b>	1.309	0.338	16	159,256	<b>292,7</b>
8	7 C. DAVIES	GBR	Team GoEleven	Ducati Panigale V4 R	IND	<b>1'39.848</b>	1.446	0.137	7	159,038	<b>294,3</b>
9	31 G. GERLOFF	USA	GRT Yamaha WorldSBK Team	Yamaha YZF R1	IND	<b>1'40.004</b>	1.602	0.156	7	158,790	<b>284,2</b>
10	66 T. SYKES	GBR	BMW Motorrad WorldSBK Team	BMW M 1000 RR		<b>1'40.158</b>	1.756	0.154	4	158,545	<b>279,1</b>
11	44 L. MAHIAS	FRA	Kawasaki Puccetti Racing	Kawasaki ZX-10RR	IND	<b>1'40.443</b>	2.041	0.285	4	158,096	<b>277,6</b>
12	55 A. LOCATELLI	ITA	Pata Yamaha with Brixx WorldSBK	Yamaha YZF R1		<b>1'40.561</b>	2.159	0.118	11	157,910	<b>291,1</b>
13	94 J. FOLGER	GER	Bonovo MGM Racing	BMW M 1000 RR	IND	<b>1'40.600</b>	2.198	0.039	4	157,849	<b>274,1</b>
14	36 L. MERCADO	ARG	MIE Racing Honda Racing	Honda CBR1000 RR-R	IND	<b>1'40.976</b>	2.574	0.376	7	157,261	<b>283,5</b>
15	47 A. BASSANI	ITA	Motocorsa Racing	Ducati Panigale V4 R	IND	<b>1'41.198</b>	2.796	0.222	8	156,916	<b>288,0</b>
16	21 M. RINALDI	ITA	Aruba.it Racing - Ducati	Ducati Panigale V4 R		<b>1'41.218</b>	2.816	0.020	8	156,885	<b>286,5</b>
17	53 T. RABAT	ESP	Barni Racing Team	Ducati Panigale V4 R	IND	<b>1'41.678</b>	3.276	0.460	17	156,175	<b>272,7</b>
18	32 I. VINALES	ESP	Orelac Racing VerdNatura	Kawasaki ZX-10RR	IND	<b>1'41.999</b>	3.597	0.321	8	155,684	<b>282,7</b>
19	3 K. NOZANE	JPN	GRT Yamaha WorldSBK Team	Yamaha YZF R1	IND	<b>1'42.962</b>	4.560	0.963	14	154,228	<b>283,5</b>
20	84 L. CRESSON	BEL	OUTDO TPR Team Pedercini Racing	Kawasaki ZX-10RR	IND	<b>1'43.631</b>	5.229	0.669	4	153,232	<b>279,1</b>
----- Out 107% in this Session -----											
21	23 C. PONSSON	FRA	Gil Motor Sport-Yamaha	Yamaha YZF R1	IND				1		<b>243,2</b>

Qualifying Lap Time (107% of 1'38.402): 1'45.291

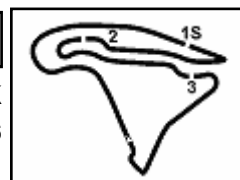
AIR	Humidity:	81%	Temp:	20°C
TRACK	Condition:	Wet	Temp:	23°C

Records	Pole	(SP2)	2018 T.Sykes	1'35.696	165,940	Km/h
	Race	(SPRC)	2019 T.Razgatioglu	1'37.018	163,680	Km/h
	All Times	(SP2)	2018 T.Sykes	1'35.696	165,940	Km/h

Start 03/09/2021 10:30 End 11:17 The results are provisional until the end of the time limit for protests and appeals and the completion of the technical checks.

These data/results cannot be reproduced, stored and/or transmitted in whole or in part by any manner of electronic, mechanical, photocopying, recording, broadcasting or otherwise now known or herein after developed without the previous express consent by the copyright owner, except for reproduction in daily press and regular printed publications on sale to the public within 60 days of the event related to those data/results and always provided that copyright symbol appears together as follows below.

© DORNA WSBK ORGANIZATION Srl 2021



## Motul French Round, 3-5 September 2021

### Results Free Practice 1st Session

#### Session Highlights

Local Time	No. Rider	Description
10.20.31		WET PRACTICE - LIGHTS ON
10.30.00		Start
10.30.03		WorldSBK Pit Intervention Time: 45sec
11.02.29	45 S. REDDING	Current Lap Cancelled - Exceeded Track Limits - Turn 11
11.10.17	54 T. RAZGATLIOGLU	Current Lap Cancelled - Exceeded Track Limits - Turn 11
11.11.21	44 L. MAHIAS	Current Lap Cancelled - Exceeded Track Limits - Turn 11
11.13.32	3 K. NOZANE	Current Lap Cancelled - Exceeded Track Limits - Turn 6
11.14.01	91 L. HASLAM	Current Lap Cancelled - Exceeded Track Limits - Turn 6
11.15.32	1 J. REA	Lap Cancelled (1'40.895) - Exceeded Track Limits - Turn 6
11.15.36	7 C. DAVIES	Current Lap Cancelled - Exceeded Track Limits - Turn 6
11.17.03		End Of Session

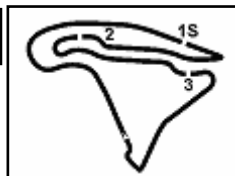
#### Fastest Laps Sequence

No.	Rider	Nat	Team	Bike	Local Time	Time	Gap	Avg
19	A. BAUTISTA	ESP	Team HRC	Honda CBR1000 RR-R	10:34'20.746	<b>1'55.694</b>		137,255
19	A. BAUTISTA	ESP	Team HRC	Honda CBR1000 RR-R	10:36'15.111	<b>1'54.365</b>	-1.329	138,850
19	A. BAUTISTA	ESP	Team HRC	Honda CBR1000 RR-R	10:38'07.938	<b>1'52.827</b>	-1.538	140,743
21	M. RINALDI	ITA	Aruba.it Racing - Ducati	Ducati Panigale V4 R	11:03'05.364	<b>1'51.508</b>	-1.319	142,408
54	T. RAZGATLIOGLU	TUR	Pata Yamaha with Brixx WorldSBK	Yamaha YZF R1	11:03'54.843	<b>1'51.382</b>	-0.126	142,569
47	A. BASSANI	ITA	Motocorsa Racing	Ducati Panigale V4 R	11:04'14.871	<b>1'49.264</b>	-2.118	145,332
91	L. HASLAM	GBR	Team HRC	Honda CBR1000 RR-R	11:04'34.142	<b>1'46.315</b>	-2.949	149,364
45	S. REDDING	GBR	Aruba.it Racing - Ducati	Ducati Panigale V4 R	11:04'42.112	<b>1'42.914</b>	-3.401	154,300
45	S. REDDING	GBR	Aruba.it Racing - Ducati	Ducati Panigale V4 R	11:06'24.226	<b>1'42.114</b>	-0.800	155,509
45	S. REDDING	GBR	Aruba.it Racing - Ducati	Ducati Panigale V4 R	11:08'04.708	<b>1'40.482</b>	-1.632	158,034
60	M. VAN DER MARK	NED	BMW Motorrad WorldSBK Team	BMW M 1000 RR	11:09'51.794	<b>1'40.271</b>	-0.211	158,367
7	C. DAVIES	GBR	Team GoEleven	Ducati Panigale V4 R	11:11'15.878	<b>1'39.848</b>	-0.423	159,038
45	S. REDDING	GBR	Aruba.it Racing - Ducati	Ducati Panigale V4 R	11:11'25.085	<b>1'39.667</b>	-0.181	159,327
54	T. RAZGATLIOGLU	TUR	Pata Yamaha with Brixx WorldSBK	Yamaha YZF R1	11:12'26.962	<b>1'39.435</b>	-0.232	159,698
45	S. REDDING	GBR	Aruba.it Racing - Ducati	Ducati Panigale V4 R	11:14'43.728	<b>1'39.100</b>	-0.335	160,238
60	M. VAN DER MARK	NED	BMW Motorrad WorldSBK Team	BMW M 1000 RR	11:14'56.291	<b>1'38.867</b>	-0.233	160,616
54	T. RAZGATLIOGLU	TUR	Pata Yamaha with Brixx WorldSBK	Yamaha YZF R1	11:15'46.243	<b>1'38.867</b>		160,616
22	A. LOWES	GBR	Kawasaki Racing Team WorldSBK	Kawasaki ZX-10RR	11:16'00.481	<b>1'38.787</b>	-0.080	160,746
1	J. REA	GBR	Kawasaki Racing Team WorldSBK	Kawasaki ZX-10RR	11:16'00.874	<b>1'38.402</b>	-0.385	161,375

Start 03/09/2021 10:30 End 11:17 The results are provisional until the end of the time limit for protests and appeals and the completion of the technical checks.

These data/results cannot be reproduced, stored and/or transmitted in whole or in part by any manner of electronic, mechanical, photocopying, recording, broadcasting or otherwise now known or herein after developed without the previous express consent by the copyright owner, except for reproduction in daily press and regular printed publications on sale to the public within 60 days of the event related to those data/results and always provided that copyright symbol appears together as follows below.

© DORNA WSBK ORGANIZATION Srl 2021



Magny-Cours 4.411 m

## Motul French Round, 3-5 September 2021 Best Sectors & Speed Free Practice 1st Session

BEST LAP		
1	1 J. REA	Kawasaki ZX-10RR 1'38.402
2	60 M. VAN DER MARK	BMW M 1000 RR 1'38.542
3	22 A. LOWES	Kawasaki ZX-10RR 1'38.787
4	54 T. RAZGATLIOGLU	Yamaha YZF R1 1'38.867
5	45 S. REDDING	Ducati Panigale V4 R 1'38.923
6	19 A. BAUTISTA	Honda CBR1000 RR-R 1'39.373
7	91 L. HASLAM	Honda CBR1000 RR-R 1'39.711
8	7 C. DAVIES	Ducati Panigale V4 R 1'39.848
9	31 G. GERLOFF	Yamaha YZF R1 1'40.004
10	66 T. SYKES	BMW M 1000 RR 1'40.158
11	44 L. MAHIAS	Kawasaki ZX-10RR 1'40.443
12	55 A. LOCATELLI	Yamaha YZF R1 1'40.561
13	94 J. FOLGER	BMW M 1000 RR 1'40.600
14	36 L. MERCADO	Honda CBR1000 RR-R 1'40.976
15	47 A. BASSANI	Ducati Panigale V4 R 1'41.198
16	21 M. RINALDI	Ducati Panigale V4 R 1'41.218
17	53 T. RABAT	Ducati Panigale V4 R 1'41.678
18	32 I. VINALES	Kawasaki ZX-10RR 1'41.999
19	3 K. NOZANE	Yamaha YZF R1 1'42.962
20	84 L. CRESSON	Kawasaki ZX-10RR 1'43.631
21	23 C. PONSSON	Yamaha YZF R1

SPEED		
1	19 A. BAUTISTA	Honda CBR1000 RR-R 297,5
2	7 C. DAVIES	Ducati Panigale V4 R 294,3
3	60 M. VAN DER MARK	BMW M 1000 RR 294,3
4	54 T. RAZGATLIOGLU	Yamaha YZF R1 293,5
5	91 L. HASLAM	Honda CBR1000 RR-R 292,7
6	1 J. REA	Kawasaki ZX-10RR 291,9
7	45 S. REDDING	Ducati Panigale V4 R 291,1
8	55 A. LOCATELLI	Yamaha YZF R1 291,1
9	22 A. LOWES	Kawasaki ZX-10RR 290,3
10	47 A. BASSANI	Ducati Panigale V4 R 288,0
11	21 M. RINALDI	Ducati Panigale V4 R 286,5
12	31 G. GERLOFF	Yamaha YZF R1 284,2
13	3 K. NOZANE	Yamaha YZF R1 283,5
14	36 L. MERCADO	Honda CBR1000 RR-R 283,5
15	32 I. VINALES	Kawasaki ZX-10RR 282,7
16	66 T. SYKES	BMW M 1000 RR 279,1
17	84 L. CRESSON	Kawasaki ZX-10RR 279,1
18	44 L. MAHIAS	Kawasaki ZX-10RR 277,6
19	94 J. FOLGER	BMW M 1000 RR 274,1
20	53 T. RABAT	Ducati Panigale V4 R 272,7
21	23 C. PONSSON	Yamaha YZF R1 243,2

SEG. 1		
1	1 J. REA	29.359
2	60 M. VAN DER MARK	29.527
3	22 A. LOWES	29.585
4	91 L. HASLAM	29.616
5	54 T. RAZGATLIOGLU	29.629
6	31 G. GERLOFF	29.644
7	45 S. REDDING	29.663
8	7 C. DAVIES	29.688
9	66 T. SYKES	29.688
10	19 A. BAUTISTA	29.734
11	21 M. RINALDI	30.008
12	55 A. LOCATELLI	30.023
13	47 A. BASSANI	30.027
14	44 L. MAHIAS	30.146
15	94 J. FOLGER	30.208
16	53 T. RABAT	30.234
17	36 L. MERCADO	30.348
18	3 K. NOZANE	30.593
19	32 I. VINALES	30.661
20	84 L. CRESSON	30.891

SEG. 2		
1	54 T. RAZGATLIOGLU	21.270
2	22 A. LOWES	21.437
3	60 M. VAN DER MARK	21.481
4	1 J. REA	21.529
5	45 S. REDDING	21.529
6	91 L. HASLAM	21.588
7	19 A. BAUTISTA	21.605
8	31 G. GERLOFF	21.735
9	36 L. MERCADO	21.849
10	7 C. DAVIES	21.900
11	44 L. MAHIAS	21.927
12	94 J. FOLGER	21.941
13	55 A. LOCATELLI	22.057
14	47 A. BASSANI	22.062
15	21 M. RINALDI	22.140
16	32 I. VINALES	22.151
17	66 T. SYKES	22.180
18	53 T. RABAT	22.234
19	3 K. NOZANE	22.293
20	84 L. CRESSON	22.595
21	23 C. PONSSON	24.853

SEG. 3		
1	1 J. REA	22.308
2	66 T. SYKES	22.415
3	60 M. VAN DER MARK	22.416
4	22 A. LOWES	22.481
5	45 S. REDDING	22.494
6	19 A. BAUTISTA	22.549
7	31 G. GERLOFF	22.555
8	54 T. RAZGATLIOGLU	22.598
9	94 J. FOLGER	22.721
10	44 L. MAHIAS	22.731
11	7 C. DAVIES	22.850
12	55 A. LOCATELLI	22.877
13	91 L. HASLAM	22.992
14	36 L. MERCADO	23.092
15	21 M. RINALDI	23.109
16	47 A. BASSANI	23.213
17	32 I. VINALES	23.295
18	3 K. NOZANE	23.431
19	53 T. RABAT	23.465
20	84 L. CRESSON	23.671
21	23 C. PONSSON	25.983

SEG. 4		
1	60 M. VAN DER MARK	25.006
2	1 J. REA	25.116
3	45 S. REDDING	25.127
4	22 A. LOWES	25.257
5	19 A. BAUTISTA	25.261
6	7 C. DAVIES	25.268
7	66 T. SYKES	25.319
8	54 T. RAZGATLIOGLU	25.341
9	31 G. GERLOFF	25.439
10	55 A. LOCATELLI	25.447
11	91 L. HASLAM	25.470
12	44 L. MAHIAS	25.589
13	36 L. MERCADO	25.645
14	94 J. FOLGER	25.730
15	53 T. RABAT	25.745
16	47 A. BASSANI	25.789
17	32 I. VINALES	25.826
18	21 M. RINALDI	25.955
19	3 K. NOZANE	26.132
20	84 L. CRESSON	26.347
21	23 C. PONSSON	28.892

03/09/2021

These data/results cannot be reproduced, stored and/or transmitted in whole or in part by any manner of electronic, mechanical, photocopying, recording, broadcasting or otherwise now known or herein after developed without the previous express consent by the copyright owner, except for reproduction in daily press and regular printed publications on sale to the public within 60 days of the event related to those data/results and always provided that copyright symbol appears together as follows below.

© DORNA WSBK ORGANIZATION Srl 2021

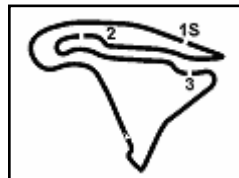
FICR PERUGIA TIMING



Official Tyre Supplier



Official Timekeeper



Magny-Cours 4.411 m

## Motul French Round, 3-5 September 2021

### Ideal Times Free Practice 1st Session

No.	Rider	Nat	Bike	Seg. 1	Seg. 2	Seg. 3	Seg. 4	Ideal Time		
				Diff. 1	Diff. 2	Diff. 3	Diff. 4	Best Lap	Pos.	Diff.
1	1 J. REA	GBR	Kawasaki ZX-10RR	29.359	21.529 +0.090	<b>22.308</b>	25.116	<b>1'38.312</b>	1	0.090
2	60 M. VAN DER MARK	NED	BMW M 1000 RR	29.527	21.481 +0.112	22.416	<b>25.006</b>	<b>1'38.430</b>	2	0.112
3	22 A. LOWES	GBR	Kawasaki ZX-10RR	29.585 +0.027	21.437	22.481	25.257	<b>1'38.760</b>	3	0.027
4	45 S. REDDING	GBR	Ducati Panigale V4 R	29.663	21.529	22.494 +0.046	25.127 +0.064	<b>1'38.813</b>	5	0.110
5	54 T. RAZGATLIOGLU	TUR	Yamaha YZF R1	29.629 +0.029	<b>21.270</b>	22.598	25.341	<b>1'38.838</b>	4	0.029
6	19 A. BAUTISTA	ESP	Honda CBR1000 RR-R	29.734	21.605 +0.224	22.549	25.261	<b>1'39.149</b>	6	0.224
7	31 G. GERLOFF	USA	Yamaha YZF R1	29.644 +0.279	21.735 +0.337	22.555 +0.015	25.439	<b>1'39.373</b>	9	0.631
8	66 T. SYKES	GBR	BMW M 1000 RR	29.688	22.180 +0.556	22.415	25.319	<b>1'39.602</b>	10	0.556
9	91 L. HASLAM	GBR	Honda CBR1000 RR-R	29.616 +0.045	21.588	22.992	25.470	<b>1'39.666</b>	7	0.045
10	7 C. DAVIES	GBR	Ducati Panigale V4 R	29.688 +0.142	21.900	22.850	25.268	<b>1'39.706</b>	8	0.142
11	44 L. MAHIAS	FRA	Kawasaki ZX-10RR	30.146	21.927	22.731	25.589 +0.050	<b>1'40.393</b>	11	0.050
12	55 A. LOCATELLI	ITA	Yamaha YZF R1	30.023	22.057	22.877 +0.157	25.447	<b>1'40.404</b>	12	0.157
13	94 J. FOLGER	GER	BMW M 1000 RR	30.208	21.941	22.721	25.730	<b>1'40.600</b>	13	
14	36 L. MERCADO	ARG	Honda CBR1000 RR-R	30.348 +0.042	21.849	23.092	25.645	<b>1'40.934</b>	14	0.042
15	47 A. BASSANI	ITA	Ducati Panigale V4 R	30.027	22.062 +0.107	23.213	25.789	<b>1'41.091</b>	15	0.107
16	21 M. RINALDI	ITA	Ducati Panigale V4 R	30.008	22.140 +0.006	23.109	25.955	<b>1'41.212</b>	16	0.006
17	53 T. RABAT	ESP	Ducati Panigale V4 R	30.234	22.234	23.465	25.745	<b>1'41.678</b>	17	
18	32 I. VINALES	ESP	Kawasaki ZX-10RR	30.661	22.151	23.295	25.826 +0.066	<b>1'41.933</b>	18	0.066
19	3 K. NOZANE	JPN	Yamaha YZF R1	30.593 +0.258	22.293 +0.255	23.431	26.132	<b>1'42.449</b>	19	0.513
20	84 L. CRESSON	BEL	Kawasaki ZX-10RR	30.891	22.595	23.671 +0.127	26.347	<b>1'43.504</b>	20	0.127
	23 C. PONSSON	FRA	Yamaha YZF R1							
<b>Overall Ideal Time</b>				29.359	21.270	22.308	25.006	<b>1'37.943</b>		

03/09/2021

These data/results cannot be reproduced, stored and/or transmitted in whole or in part by any manner of electronic, mechanical, photocopying, recording, broadcasting or otherwise now known or herein after developed without the previous express consent by the copyright owner, except for reproduction in daily press and regular printed publications on sale to the public within 60 days of the event related to those data/results and always provided that copyright symbol appears together as follows below.

© DORNA WSBK ORGANIZATION Srl 2021

FICR PERUGIA TIMING

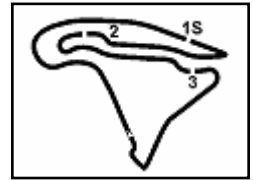


Official Tyre Supplier



Official Timekeeper





Magny-Cours 4.411 m

## Motul French Round, 3-5 September 2021 Chronological Analysis Free Practice 1st Session

1 / 3

1° 1 J. REA (1'38.402)							
Lap	Seg.1	Seg.2	Seg.3	Seg.4	Lap Time	km/h	Local Time
1		24.416	25.487	28.390	233,3	11:05'49.799	
2	30.974	22.810	23.876	26.212	1'43.872	266,7	11:07'33.671
3	30.051	22.013	23.189	25.857	1'41.110	285,0	11:09'14.781
4	34.567	22.609	23.227	26.135	1'46.538	271,4	11:11'01.319
5	29.718	<b>21.529</b>	22.837	26.174	1'40.258	289,5	11:12'41.577
6	29.797	22.195	23.419	25.484	1'40.895C	<b>291,9</b>	11:14'22.472
7	<b>29.359</b>	21.619	<b>22.308</b>	<b>25.116</b>	<b>1'38.402</b>	287,2	11:16'00.874

6	21'42.823	24.050	25.069	27.846	22'59.788P	231,3	11:03'04.696
7	31.985	22.617	24.364	26.877	1'45.843	279,8	11:04'50.539
8	30.634	22.059	24.287	27.067	1'44.047	289,5	11:06'34.586
9	30.318	22.383	23.196	26.028	1'41.925	<b>297,5</b>	11:08'16.511
10	29.985	21.844	22.951	25.922	1'40.702	<b>297,5</b>	11:09'57.213
11	29.839	<b>21.605</b>	22.847	25.798	1'40.089	294,3	11:11'37.302
12	29.825	21.764	22.860	25.582	1'40.031	294,3	11:13'17.333
13	29.881	21.862	22.626	25.270	1'39.639	284,2	11:14'56.972
14	<b>29.734</b>	21.829	<b>22.549</b>	<b>25.261</b>	<b>1'39.373</b>	295,9	11:16'36.345

2° 60 M. VAN DER MARK (1'38.542)							
Lap	Seg.1	Seg.2	Seg.3	Seg.4	Lap Time	km/h	Local Time
1		24.960	24.251	26.741	250,6	11:06'27.174	
2	32.583	22.708	23.314	25.744	1'44.349	272,7	11:08'11.523
3	29.934	21.799	22.802	25.736	1'40.271	289,5	11:09'51.794
4	29.804	21.711	28.793	25.749	1'46.057	291,1	11:11'37.851
5	29.759	21.887	22.637	25.290	1'39.573	<b>294,3</b>	11:13'17.424
6	29.743	<b>21.481</b>	22.489	25.154	1'38.867	<b>290,3</b>	11:14'56.291
7	<b>29.527</b>	21.593	<b>22.416</b>	<b>25.006</b>	<b>1'38.542</b>	291,1	11:16'34.833

7° 91 L. HASLAM (1'39.711)							
Lap	Seg.1	Seg.2	Seg.3	Seg.4	Lap Time	km/h	Local Time
1							10:32'20.694
2	34.776	26.205	27.709	32.046	2'00.736	240,5	10:34'21.430
3	33.933	25.102	26.716	29.623	1'55.374	236,3	10:36'16.804
4	36.504	27.203	29.304	33.556	2'06.567P	210,9	10:38'23.371
5	8'00.137	26.304	27.928	30.082	9'24.451P	240,5	10:47'47.822
6	33.767	24.735	26.720	29.504	1'54.726	255,9	10:49'42.548
7	33.379	24.848	26.501	29.121	1'53.849	259,6	10:51'36.397
8	33.599	25.271	28.187	32.846	1'59.903P	260,9	10:53'36.300
9	7'49.087	25.007	27.104	30.329	9'11.527P	240,0	11:02'47.827
10	31.476	22.793	24.699	27.347	1'46.315	275,5	11:04'34.142
11	30.627	22.201	24.132	26.508	1'43.468	287,2	11:06'17.610
12	30.309	22.100	23.887	26.174	1'42.470	288,0	11:08'00.080
13	30.028	26.653	23.888	26.381	1'46.950	<b>292,7</b>	11:09'47.030
14	29.709	21.830	23.137	25.554	1'40.230	288,0	11:11'27.260
15	<b>29.616</b>	22.843	25.508	27.065	1'45.032	291,1	11:13'12.292
16	29.823	22.459	24.157	26.113	1'42.552C	291,1	11:14'54.844
17	29.661	<b>21.588</b>	<b>22.992</b>	<b>25.470</b>	<b>1'39.711</b>	<b>292,7</b>	11:16'34.555

3° 22 A. LOWES (1'38.787)							
Lap	Seg.1	Seg.2	Seg.3	Seg.4	Lap Time	km/h	Local Time
1		25.198	25.412	28.314	227,8	11:05'50.946	
2	30.751	22.764	24.070	26.426	1'44.011	262,1	11:07'34.957
3	30.250	22.052	23.227	29.084	1'44.613	268,7	11:09'19.570
4	30.281	22.461	23.612	25.846	1'42.200	266,7	11:11'01.770
5	<b>29.585</b>	21.745	22.682	26.098	1'40.110	282,7	11:12'41.880
6	29.957	21.827	22.764	25.266	1'39.814	288,0	11:14'21.694
7	29.612	<b>21.437</b>	<b>22.481</b>	<b>25.257</b>	<b>1'38.787</b>	<b>290,3</b>	11:16'00.481

8° 7 C. DAVIES (1'39.848)							
Lap	Seg.1	Seg.2	Seg.3	Seg.4	Lap Time	km/h	Local Time
1		24.447	25.376	27.446	242,2	11:04'27.222	
2	31.500	23.171	24.067	26.803	1'45.541	269,3	11:06'12.763
3	30.540	22.249	23.588	26.133	1'42.510	291,9	11:07'55.273
4	30.171	21.964	23.116	25.506	1'40.757	292,7	11:09'36.030
5	29.830	<b>21.900</b>	<b>22.850</b>	<b>25.268</b>	<b>1'39.848</b>	<b>294,3</b>	11:11'15.878
6	<b>29.688</b>	24.985	23.705	32.735	1'51.113	284,2	11:13'06.991
7	30.011	22.643	22.860	25.374	1'40.888	291,9	11:14'47.879
8	29.822	22.252	24.111	26.337	1'42.522C	292,7	11:16'30.401

4° 54 T. RAZGATLIOGLU (1'38.867)							
Lap	Seg.1	Seg.2	Seg.3	Seg.4	Lap Time	km/h	Local Time
1		26.944	27.679	31.578	217,3	11:02'03.461	
2	33.902	23.936	25.262	28.282	1'51.382	251,2	11:03'54.843
3	31.764	22.851	24.261	27.108	1'45.984	279,8	11:05'40.827
4	30.702	22.237	23.709	26.420	1'43.068	285,7	11:07'23.895
5	30.055	21.947	23.125	25.786	1'40.913	288,8	11:09'04.808
6	29.793	21.599	23.601	27.726	1'42.719C	292,7	11:10'47.527
7	<b>29.629</b>	21.352	22.963	25.491	1'39.435	<b>293,5</b>	11:12'26.962
8	29.852	21.675	22.959	25.928	1'40.414	292,7	11:14'07.376
9	29.658	<b>21.270</b>	<b>22.598</b>	<b>25.341</b>	<b>1'38.867</b>	291,9	11:15'46.243

9° 31 G. GERLOFF (1'40.004)							
Lap	Seg.1	Seg.2	Seg.3	Seg.4	Lap Time	km/h	Local Time
1		26.145	26.522	29.728	193,9	11:03'26.404	
2	32.167	23.806	24.261	27.056	1'47.290	257,8	11:05'13.694
3	30.379	22.497	24.494	27.248	1'44.618	<b>284,2</b>	11:06'58.312
4	31.494	22.514	23.058	26.009	1'43.075	264,1	11:08'41.387
5	30.113	22.288	22.771	25.676	1'40.848	272,7	11:10'22.235
6	<b>29.644</b>	21.983	<b>22.555</b>	25.830	1'40.012	280,5	11:12'02.247
7	29.923	22.072	22.570	<b>25.439</b>	<b>1'40.004</b>	274,8	11:13'42.251
8	29.674	<b>21.735</b>	23.168	29.105	1'43.682P	280,5	11:15'25.933

5° 45 S. REDDING (1'38.923)							
Lap	Seg.1	Seg.2	Seg.3	Seg.4	Lap Time	km/h	Local Time
1		25.042	25.258	28.503	220,9	11:01'12.432	
2	32.200	22.850	24.058	27.658	1'46.766C	266,7	11:02'59.198
3	30.741	22.315	23.602	26.256	1'42.914	286,5	11:04'42.112
4	30.485	22.065	23.381	26.183	1'42.114	289,5	11:06'24.226
5	30.182	21.858	22.884	25.558	1'40.482	288,8	11:08'04.708
6	30.023	22.020	22.919	25.748	1'40.710	<b>291,1</b>	11:09'45.418
7	29.906	21.756	22.712	25.293	1'39.667	<b>291,1</b>	11:11'25.085
8	29.996	21.590	22.583	25.374	1'39.543	288,8	11:13'04.628
9	29.780	21.699	<b>22.494</b>	<b>25.127</b>	1'39.100	290,3	11:14'43.728
10	<b>29.663</b>	<b>21.529</b>	22.540	25.191	<b>1'38.923</b>	289,5	11:16'22.651

10° 66 T. SYKES (1'40.158)							
Lap	Seg.1	Seg.2	Seg.3	Seg.4	Lap Time	km/h	Local Time
1		25.879	25.355	31.963	220,0	11:08'36.063	
2	31.252	22.975	23.754	26.572	1'44.553	264,1	11:10'20.616
3	30.487	<b>22.180</b>	22.920	25.856	1'41.443	276,9	11:12'02.059
4	30.009	24.199	22.931	25.703	1'42.842	<b>279,1</b>	11:13'44.901
5	<b>29.688</b>	22.736	<b>22.415</b>	<b>25.319</b>	<b>1'40.158</b>	276,2	11:15'25.059

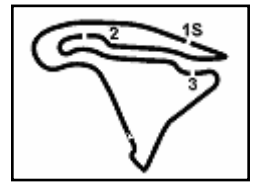
6° 19 A. BAUTISTA (1'39.373)							
Lap	Seg.1	Seg.2	Seg.3	Seg.4	Lap Time	km/h	Local Time
1		25.882	27.587	30.098	222,7	10:32'25.052	
2	33.860	24.947	26.904	29.983	1'55.694	252,9	10:34'20.746
3	33.585	25.040	26.540	29.200	1'54.365	250,6	10:36'15.111
4	33.203	24.371	25.983	29.270	1'52.827	269,3	10:38'07.938
5	33.672	24.533	26.306	32.459	1'56.970P	262,8	10:40'04.908

11° 44 L. MAHIAS (1'40.443)							
Lap	Seg.1	Seg.2	Seg.3	Seg.4	Lap Time	km/h	Local Time

03/09/2021 P = Pits In/Out - C = Lap Time Cancelled

These data/results cannot be reproduced, stored and/or transmitted in whole or in part by any manner of electronic, mechanical, photocopying, recording, broadcasting or otherwise now known or herein after developed without the previous express consent by the copyright owner, except for reproduction in daily press and regular printed publications on sale to the public within 60 days of the event related to those data/results and always provided that copyright symbol appears together as follows below.

© DORNA WSBK ORGANIZATION Srl 2021



## Motul French Round, 3-5 September 2021 Chronological Analysis Free Practice 1st Session

Magny-Cours 4.411 m

2 / 3

Lap	Seg.1	Seg.2	Seg.3	Seg.4	Lap Time	km/h	Local Time
1		23.648	24.960	27.670	244,3	11:08'23.312	
2	31.362	22.352	23.651	26.162	1'43.527	265,4	11:10'06.839
3	30.694	22.138	23.921	26.740	1'43.493C	275,5	11:11'50.332
4	30.381	22.429	22.875	<b>25.589</b>	1'41.274	270,0	11:13'31.606
5	<b>30.146</b>	<b>21.927</b>	<b>22.731</b>	25.639	<b>1'40.443</b>	<b>277,6</b>	11:15'12.049

9	<b>30.008</b>	22.146	<b>23.109</b>	<b>25.955</b>	<b>1'41.218</b>	<b>286,5</b>	11:15'21.555
---	---------------	--------	---------------	---------------	-----------------	--------------	--------------

12° 55 A. LOCATELLI (1'40.561)							
Lap	Seg.1	Seg.2	Seg.3	Seg.4	Lap Time	km/h	Local Time
1		28.120	28.578	31.498		189,1	10:33'54.641
2	35.943	26.309	28.015	33.309	2'03.576P	227,4	10:35'58.217
3	17'51.717	25.501	27.470	30.077	19'14.765P	226,9	10:55'12.982
4	34.753	24.952	27.368	29.410	1'56.483	242,7	10:57'09.465
5	34.296	24.979	26.641	29.033	1'54.949	249,4	10:59'04.414
6	34.847	26.028	27.412	32.953	2'01.240P	228,8	11:01'05.654
7	5'02.178	25.400	26.662	26.995	6'21.235P	242,7	11:07'26.889
8	31.183	22.772	23.715	26.023	1'43.693	276,2	11:09'10.582
9	30.517	22.325	24.291	26.131	1'43.264	288,0	11:10'53.846
10	30.324	22.566	23.355	25.578	1'41.823	279,8	11:12'35.669
11	<b>30.023</b>	<b>22.057</b>	23.034	<b>25.447</b>	<b>1'40.561</b>	288,8	11:14'16.230
12	30.036	22.149	<b>22.877</b>	27.806	1'42.868	<b>291,1</b>	11:15'59.098

17° 53 T. RABAT (1'41.678)							
Lap	Seg.1	Seg.2	Seg.3	Seg.4	Lap Time	km/h	Local Time
1		28.709	30.245	32.906		218,2	10:37'15.347
2	37.070	27.148	28.452	31.991	2'04.661	240,5	10:39'20.008
3	35.269	26.785	28.088	31.118	2'01.260	233,8	10:41'21.268
4	35.042	26.076	27.340	30.523	1'58.981	248,3	10:43'20.249
5	36.042	26.014	27.516	30.426	1'59.998	251,2	10:45'20.247
6	34.517	25.787	26.912	29.785	1'57.001	250,0	10:47'17.248
7	34.195	25.626	26.878	30.035	1'56.734	253,5	10:49'13.982
8	34.103	25.720	26.757	29.727	1'56.307	252,3	10:51'10.289
9	33.812	25.347	26.725	29.464	1'55.348	251,2	10:53'05.637
10	39.178	25.175	26.881	29.652	2'00.886	243,8	10:55'06.523
11	33.687	24.952	26.667	29.135	1'54.441	259,0	10:57'00.964
12	33.951	25.101	26.901	35.687	2'01.640P	259,0	10:59'02.604
13	6'13.227	25.098	26.543	29.012	7'33.880P	252,9	11:06'36.484
14	32.092	23.626	25.100	27.452	1'48.270	255,3	11:08'24.754
15	31.492	23.050	24.977	27.327	1'46.846	261,5	11:10'11.600
16	31.318	23.174	24.205	26.743	1'45.440	269,3	11:11'57.040
17	30.663	22.674	24.260	26.168	1'43.765	263,4	11:13'40.805
18	<b>30.234</b>	<b>22.234</b>	<b>23.465</b>	<b>25.745</b>	<b>1'41.678</b>	<b>272,7</b>	11:15'22.483

13° 94 J. FOLGER (1'40.600)							
Lap	Seg.1	Seg.2	Seg.3	Seg.4	Lap Time	km/h	Local Time
1		24.785	25.606	28.428		245,5	11:08'38.351
2	31.884	25.271	24.291	29.580	1'51.026	252,3	11:10'29.377
3	30.932	22.408	23.383	25.824	1'42.547	258,4	11:12'11.924
4	30.824	22.418	23.018	26.566	1'42.826	250,0	11:13'54.750
5	<b>30.208</b>	<b>21.941</b>	<b>22.721</b>	<b>25.730</b>	<b>1'40.600</b>	<b>274,1</b>	11:15'35.350

18° 32 I. VINALES (1'41.999)							
Lap	Seg.1	Seg.2	Seg.3	Seg.4	Lap Time	km/h	Local Time
1		27.053	28.653	30.945		207,7	11:01'24.713
2	34.948	24.948	26.514	28.926	1'55.336	257,1	11:03'20.049
3	33.282	24.097	25.529	27.866	1'50.774	277,6	11:05'10.823
4	32.024	23.539	24.588	27.153	1'47.304	264,1	11:06'58.127
5	31.613	23.437	24.073	26.471	1'45.594	273,4	11:08'43.721
6	31.307	22.774	23.801	26.408	1'44.290	265,4	11:10'28.011
7	30.901	22.465	23.611	26.090	1'43.067	277,6	11:12'11.078
8	30.679	22.207	23.437	<b>25.826</b>	1'42.149	281,3	11:13'53.227
9	<b>30.661</b>	<b>22.151</b>	<b>23.295</b>	<b>25.892</b>	<b>1'41.999</b>	<b>282,7</b>	11:15'35.226

14° 36 L. MERCADO (1'40.976)							
Lap	Seg.1	Seg.2	Seg.3	Seg.4	Lap Time	km/h	Local Time
1		29.217	27.989	31.063		216,9	11:04'03.119
2	34.644	24.938	25.693	28.469	1'53.744	259,6	11:05'56.863
3	32.069	23.767	24.756	27.244	1'47.836	263,4	11:07'44.699
4	31.796	24.260	23.729	26.386	1'46.171	240,5	11:09'30.870
5	30.716	22.310	23.762	26.544	1'43.332	279,8	11:11'14.202
6	30.572	22.302	23.307	26.116	1'42.297	261,5	11:12'56.499
7	<b>30.348</b>	21.961	23.515	25.803	1'41.627	278,4	11:14'38.126
8	30.390	<b>21.849</b>	<b>23.092</b>	<b>25.645</b>	<b>1'40.976</b>	<b>283,5</b>	11:16'19.102

19° 3 K. NOZANE (1'42.962)							
Lap	Seg.1	Seg.2	Seg.3	Seg.4	Lap Time	km/h	Local Time
1		28.560	29.543	31.803		184,0	10:36'07.810
2	36.190	26.453	28.009	30.901	2'01.553	206,9	10:38'09.363
3	35.231	25.938	27.586	30.591	1'59.346	225,0	10:40'08.709
4	34.932	26.094	27.799	30.668	1'59.493	223,6	10:42'08.202
5	34.850	25.669	27.527	30.601	1'58.647	231,3	10:44'06.849
6	36.749	27.424	27.954	34.872	2'06.999P	216,4	10:46'13.848
7	14'15.659	26.699	27.771	30.418	15'40.547P	196,7	11:01'54.395
8	34.108	25.118	26.019	29.293	1'54.538	233,3	11:03'48.933
9	33.233	23.914	25.348	28.469	1'50.964	252,3	11:05'39.897
10	32.365	23.283	24.858	27.380	1'47.886	261,5	11:07'27.783
11	31.679	22.875	24.005	27.007	1'45.566	268,0	11:09'13.349
12	31.400	22.634	23.943	26.889	1'44.866	273,4	11:10'58.215
13	31.035	<b>22.293</b>	23.689	26.235	1'43.252	<b>283,5</b>	11:12'41.467
14	<b>30.593</b>	23.529	24.653	26.485	1'45.260C	268,7	11:14'26.727
15	30.851	22.548	<b>23.431</b>	<b>26.132</b>	<b>1'42.962</b>	272,7	11:16'09.689

15° 47 A. BASSANI (1'41.198)							
Lap	Seg.1	Seg.2	Seg.3	Seg.4	Lap Time	km/h	Local Time
1		24.619	25.601	27.529		225,5	11:02'25.607
2	34.487	23.248	24.351	27.178	1'49.264	264,1	11:04'14.871
3	31.451	23.272	24.468	27.056	1'46.247	282,0	11:06'01.118
4	30.997	22.995	24.272	26.831	1'45.095	274,8	11:07'46.213
5	30.825	23.033	24.053	26.438	1'44.349	257,1	11:09'30.562
6	30.555	22.598	23.769	26.536	1'43.458	278,4	11:11'14.020
7	30.470	22.159	23.569	26.088	1'42.286	286,5	11:12'56.306
8	30.262	<b>22.062</b>	23.829	26.162	1'42.315	<b>288,0</b>	11:14'38.621
9	<b>30.027</b>	22.169	<b>23.213</b>	<b>25.789</b>	<b>1'41.198</b>	274,1	11:16'19.819

16° 21 M. RINALDI (1'41.218)							
Lap	Seg.1	Seg.2	Seg.3	Seg.4	Lap Time	km/h	Local Time
1		26.926	27.511	29.307		204,5	11:01'13.856
2	33.626	24.088	25.737	28.057	1'51.508	243,8	11:03'05.364
3	32.333	23.339	24.694	27.997	1'48.363	262,1	11:04'53.727
4	36.976	24.010	24.667	27.526	1'53.179	260,2	11:06'46.906
5	31.506	22.968	24.217	26.994	1'45.685	281,3	11:08'32.591
6	30.947	22.481	23.649	26.683	1'43.760	285,0	11:10'16.351
7	30.295	22.277	23.427	26.173	1'42.172	279,8	11:11'58.523
8	30.039	<b>22.140</b>	23.678	25.957	1'41.814	279,1	11:13'40.337

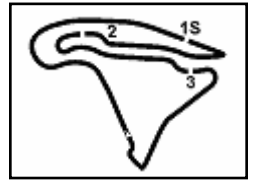
20° 84 L. CRESSON (1'43.631)							
Lap	Seg.1	Seg.2	Seg.3	Seg.4	Lap Time	km/h	Local Time
1		29.030	26.215	28.716		264,7	11:09'06.558
2	32.258	24.091	24.649	27.907	1'48.905	270,0	11:10'55.463
3	31.349	23.211	24.181	26.716	1'45.457	266,7	11:12'40.920
4	31.010	22.919	<b>23.671</b>	26.390	1'43.990	269,3	11:14'24.910
5	<b>30.891</b>	<b>22.595</b>	23.798	<b>26.347</b>	<b>1'43.631</b>	<b>279,1</b>	11:16'08.541

03/09/2021 P = Pits In/Out - C = Lap Time Cancelled

These data/results cannot be reproduced, stored and/or transmitted in whole or in part by any manner of electronic, mechanical, photocopying, recording, broadcasting or otherwise now known or herein after developed without the previous express consent by the copyright owner, except for reproduction in daily press and regular printed publications on sale to the public within 60 days of the event related to those data/results and always provided that copyright symbol appears together as follows below.

© DORNA WSBK ORGANIZATION Srl 2021





Magny-Cours 4.411 m

3 / 3

## Motul French Round, 3-5 September 2021 Chronological Analysis Free Practice 1st Session

21°		23 C. PONSSON					
Lap	Seg.1	Seg.2	Seg.3	Seg.4	Lap Time	km/h	Local Time
1		28.593	34.359	34.667		231,3	11:09'53.541
2	3'57.016	<b>24.853</b>	<b>25.983</b>	<b>28.892</b>	5'16.744P	<b>243,2</b>	11:15'10.285

03/09/2021 P = Pits In/Out - C = Lap Time Cancelled

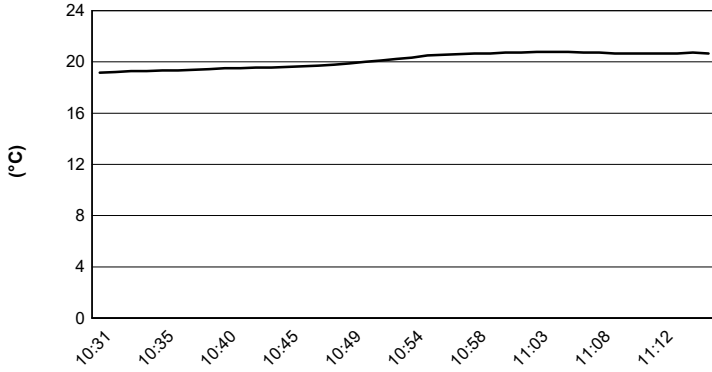
These data/results cannot be reproduced, stored and/or transmitted in whole or in part by any manner of electronic, mechanical, photocopying, recording, broadcasting or otherwise now known or herein after developed without the previous express consent by the copyright owner, except for reproduction in daily press and regular printed publications on sale to the public within 60 days of the event related to those data/results and always provided that copyright symbol appears together as follows below.

© DORNA WSBK ORGANIZATION Srl 2021

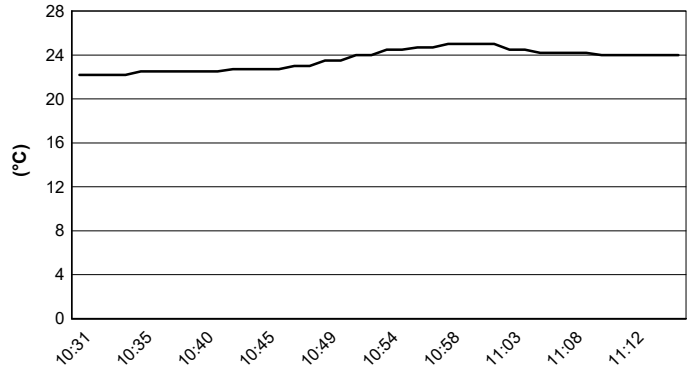


**Motul French Round, 3-5 September 2021**  
**Weather Report Free Practice 1st Session**  
 Session started 10:30 - Session ended 11:17

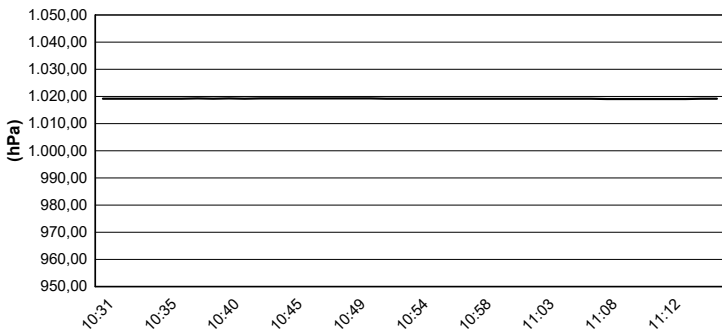
### Air Temperature



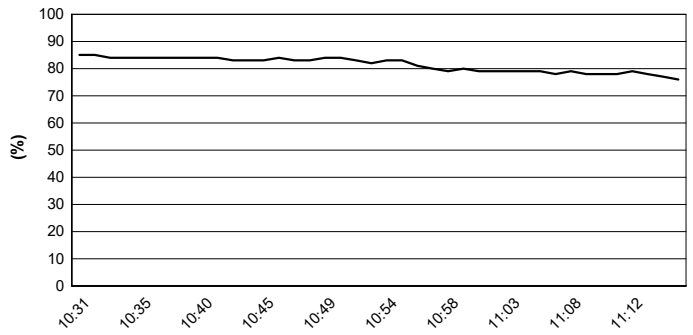
### Track Temperature



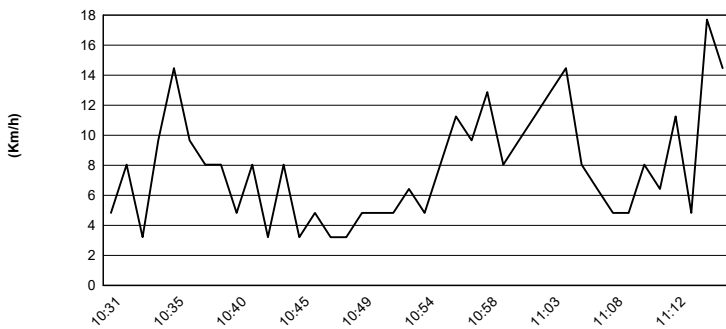
### Air Pressure



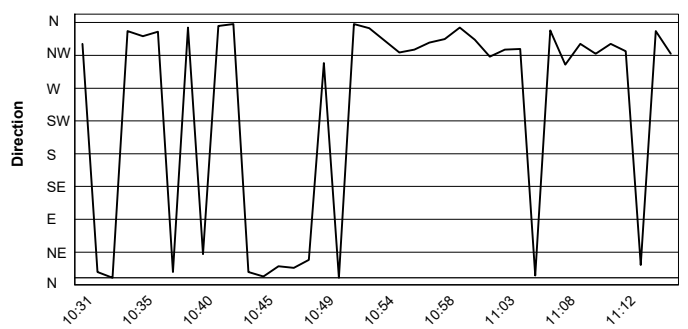
### Humidity



### Wind Speed



### Wind Direction



03/09/2021

These data/results cannot be reproduced, stored and/or transmitted in whole or in part by any manner of electronic, mechanical, photocopying, recording, broadcasting or otherwise now known or herein after developed without the previous express consent by the copyright owner, except for reproduction in daily press and regular printed publications on sale to the public within 60 days of the event related to those data/results and always provided that copyright symbol appears together as follows below.

© DORNA WSBK ORGANIZATION Srl 2021