

Magny-Cours 4.411 m

1 / 2

Motul French Round, 3-5 September 2021
Results Free Practice 3rd Session

No.	Rider	Nat	Team	Bike	Class	Time	Gap	Rel.	Laps	Speed	
										Avg	Max
1	45 S. REDDING	GBR	Aruba.it Racing - Ducati	Ducati Panigale V4 R		1'36.393			16	164,738	299,2
2	54 T. RAZGATLIOGLU	TUR	Pata Yamaha with Brixx WorldSBK	Yamaha YZF R1		1'36.678	0.285	0.285	15	164,252	296,7
3	31 G. GERLOFF	USA	GRT Yamaha WorldSBK Team	Yamaha YZF R1	IND	1'36.709	0.316	0.031	13	164,200	293,5
4	1 J. REA	GBR	Kawasaki Racing Team WorldSBK	Kawasaki ZX-10RR		1'36.813	0.420	0.104	15	164,023	294,3
5	22 A. LOWES	GBR	Kawasaki Racing Team WorldSBK	Kawasaki ZX-10RR		1'37.056	0.663	0.243	15	163,613	295,9
6	55 A. LOCATELLI	ITA	Pata Yamaha with Brixx WorldSBK	Yamaha YZF R1		1'37.108	0.715	0.052	14	163,525	296,7
7	7 C. DAVIES	GBR	Team GoEleven	Ducati Panigale V4 R	IND	1'37.275	0.882	0.167	14	163,244	298,3
8	66 T. SYKES	GBR	BMW Motorrad WorldSBK Team	BMW M 1000 RR		1'37.279	0.886	0.004	10	163,238	290,3
9	91 L. HASLAM	GBR	Team HRC	Honda CBR1000 RR-R		1'37.419	1.026	0.140	14	163,003	294,3
10	21 M. RINALDI	ITA	Aruba.it Racing - Ducati	Ducati Panigale V4 R		1'37.421	1.028	0.002	12	163,000	296,7
11	19 A. BAUTISTA	ESP	Team HRC	Honda CBR1000 RR-R		1'37.519	1.126	0.098	14	162,836	300,8
12	47 A. BASSANI	ITA	Motocorsa Racing	Ducati Panigale V4 R	IND	1'37.610	1.217	0.091	14	162,684	295,1
13	53 T. RABAT	ESP	Barni Racing Team	Ducati Panigale V4 R	IND	1'38.037	1.644	0.427	14	161,976	293,5
14	94 J. FOLGER	GER	Bonovo MGM Racing	BMW M 1000 RR	IND	1'38.136	1.743	0.099	12	161,812	295,9
15	44 L. MAHIAS	FRA	Kawasaki Puccetti Racing	Kawasaki ZX-10RR	IND	1'38.375	1.982	0.239	13	161,419	285,7
16	23 C. PONSSON	FRA	Gil Motor Sport-Yamaha	Yamaha YZF R1	IND	1'38.752	2.359	0.377	13	160,803	291,1
17	36 L. MERCADO	ARG	MIE Racing Honda Racing	Honda CBR1000 RR-R	IND	1'38.875	2.482	0.123	12	160,603	289,5
18	32 I. VINALES	ESP	Orelac Racing VerdNatura	Kawasaki ZX-10RR	IND	1'39.116	2.723	0.241	12	160,212	287,2
19	3 K. NOZANE	JPN	GRT Yamaha WorldSBK Team	Yamaha YZF R1	IND	1'39.539	3.146	0.423	8	159,531	284,2
20	84 L. CRESSON	BEL	OUTDO TPR Team Pedercini Racing	Kawasaki ZX-10RR	IND	1'39.572	3.179	0.033	11	159,479	285,0
----- Out 107% in this Session -----											
21	60 M. VAN DER MARK	NED	BMW Motorrad WorldSBK Team	BMW M 1000 RR					0		250,6

Qualifying Lap Time (107% of 1'36.393): 1'43.142

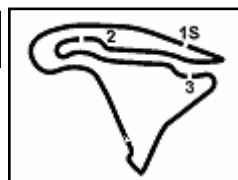
AIR	Humidity:	87%	Temp:	17°C
TRACK	Condition:	Dry	Temp:	21°C

Records	Pole	(SP2)	2018 T.Sykes	1'35.696	165,940	Km/h
	Race	(SPRC)	2019 T.Razgatioglu	1'37.018	163,680	Km/h
	All Times	(SP2)	2018 T.Sykes	1'35.696	165,940	Km/h

Start	End	The results are provisional until the end of the time limit for protests and appeals and the completion of the technical checks.
04/09/2021 09:00	09:31	

These data/results cannot be reproduced, stored and/or transmitted in whole or in part by any manner of electronic, mechanical, photocopying, recording, broadcasting or otherwise now known or herein after developed without the previous express consent by the copyright owner, except for reproduction in daily press and regular printed publications on sale to the public within 60 days of the event related to those data/results and always provided that copyright symbol appears together as follows below.

© DORNA WSBK ORGANIZATION Srl 2021


Motul French Round, 3-5 September 2021
Results Free Practice 3rd Session
Session Highlights

Local Time	No. Rider	Description
09.00.00		Start
09.00.55	60 M. VAN DER MARK	Current Lap Cancelled - Exceeded Track Limits - Turn 6
09.02.45		WorldSBK Pit Intervention Time: 45sec
09.08.13	84 L. CRESSON	Current Lap Cancelled - Exceeded Track Limits - Turn 11
09.08.44	3 K. NOZANE	Crashed - Turn 13
09.08.44	31 G. GERLOFF	Crashed - Turn 13
09.08.55	3 K. NOZANE	Re-joined
09.08.55	31 G. GERLOFF	Re-joined
09.14.47	19 A. BAUTISTA	Current Lap Cancelled - Exceeded Track Limits - Turn 11
09.16.24	84 L. CRESSON	Current Lap Cancelled - Exceeded Track Limits - Turn 6
09.17.05	91 L. HASLAM	Current Lap Cancelled - Exceeded Track Limits - Turn 6
09.18.29	84 L. CRESSON	Current Lap Cancelled - Exceeded Track Limits - Turn 11
09.22.55	21 M. RINALDI	Current Lap Cancelled - Exceeded Track Limits - Turn 11
09.23.47	22 A. LOWES	Lap Cancelled (1'37.243) - Exceeded Track Limits - Turn 2
09.24.49	7 C. DAVIES	Current Lap Cancelled - Exceeded Track Limits - Turn 6
09.25.57	3 K. NOZANE	Current Lap Cancelled - Exceeded Track Limits - Turn 6
09.26.53	84 L. CRESSON	Current Lap Cancelled - Exceeded Track Limits - Turn 6
09.28.15	7 C. DAVIES	Current Lap Cancelled - Exceeded Track Limits - Turn 6
09.28.15	22 A. LOWES	Current Lap Cancelled - Exceeded Track Limits - Turn 11
09.29.03	21 M. RINALDI	Current Lap Cancelled - Exceeded Track Limits - Turn 6
09.31.51		End Of Session

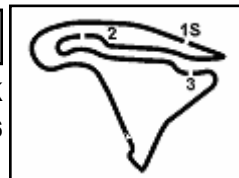
Fastest Laps Sequence

No.	Rider	Nat	Team	Bike	Local Time	Time	Gap	Avg
1	J. REA	GBR	Kawasaki Racing Team WorldSBK	Kawasaki ZX-10RR	09:03'24.379	1'37.512		162,848
1	J. REA	GBR	Kawasaki Racing Team WorldSBK	Kawasaki ZX-10RR	09:05'01.742	1'37.363	-0.149	163,097
7	C. DAVIES	GBR	Team GoEleven	Ducati Panigale V4 R	09:05'48.054	1'37.275	-0.088	163,244
22	A. LOWES	GBR	Kawasaki Racing Team WorldSBK	Kawasaki ZX-10RR	09:06'40.702	1'37.056	-0.219	163,613
1	J. REA	GBR	Kawasaki Racing Team WorldSBK	Kawasaki ZX-10RR	09:11'30.846	1'37.004	-0.052	163,700
54	T. RAZGATLIOGLU	TUR	Pata Yamaha with Brixx WorldSBK	Yamaha YZF R1	09:21'31.935	1'36.713	-0.291	164,193
54	T. RAZGATLIOGLU	TUR	Pata Yamaha with Brixx WorldSBK	Yamaha YZF R1	09:23'08.613	1'36.678	-0.035	164,252
45	S. REDDING	GBR	Aruba.it Racing - Ducati	Ducati Panigale V4 R	09:29'44.937	1'36.393	-0.285	164,738

Start 09:00 End 09:31 The results are provisional until the end of the time limit for protests and appeals and the completion of the technical checks.

These data/results cannot be reproduced, stored and/or transmitted in whole or in part by any manner of electronic, mechanical, photocopying, recording, broadcasting or otherwise now known or herein after developed without the previous express consent by the copyright owner, except for reproduction in daily press and regular printed publications on sale to the public within 60 days of the event related to those data/results and always provided that copyright symbol appears together as follows below.

© DORNA WSBK ORGANIZATION Srl 2021



Magny-Cours 4.411 m

Motul French Round, 3-5 September 2021

Free Practices Combined Results

No.	Rider	Nat	Team	Bike	Class	FP1	FP2	FP3	Time	Gap	Rel.	Avg	LL
1	45 S. REDDING	GBR	Aruba.it Racing - Ducati	Ducati Panigale V4 R		1'38.923	1'37.346	1'36.393	1'36.393			164,738	44
2	54 T. RAZGATLIOGLU	TUR	Pata Yamaha with Brixx WorldSBK	Yamaha YZF R1		1'38.867	1'37.138	1'36.678	1'36.678	0.285	0.285	164,252	43
3	31 G. GERLOFF	USA	GRT Yamaha WorldSBK Team	Yamaha YZF R1	IND	1'40.004	1'37.635	1'36.709	1'36.709	0.316	0.031	164,200	39
4	1 J. REA	GBR	Kawasaki Racing Team WorldSBK	Kawasaki ZX-10RR		1'38.402	1'37.426	1'36.813	1'36.813	0.420	0.104	164,023	41
5	22 A. LOWES	GBR	Kawasaki Racing Team WorldSBK	Kawasaki ZX-10RR		1'38.787	1'37.668	1'37.056	1'37.056	0.663	0.243	163,613	41
6	55 A. LOCATELLI	ITA	Pata Yamaha with Brixx WorldSBK	Yamaha YZF R1		1'40.561	1'37.826	1'37.108	1'37.108	0.715	0.052	163,525	47
7	7 C. DAVIES	GBR	Team GoEleven	Ducati Panigale V4 R	IND	1'39.848	1'37.472	1'37.275	1'37.275	0.882	0.167	163,244	39
8	66 T. SYKES	GBR	BMW Motorrad WorldSBK Team	BMW M 1000 RR		1'40.158	1'37.607	1'37.279	1'37.279	0.886	0.004	163,238	24
9	91 L. HASLAM	GBR	Team HRC	Honda CBR1000 RR-R		1'39.711	1'37.545	1'37.419	1'37.419	1.026	0.140	163,003	45
10	21 M. RINALDI	ITA	Aruba.it Racing - Ducati	Ducati Panigale V4 R		1'41.218	1'37.771	1'37.421	1'37.421	1.028	0.002	163,000	40
11	19 A. BAUTISTA	ESP	Team HRC	Honda CBR1000 RR-R		1'39.373	1'37.842	1'37.519	1'37.519	1.126	0.098	162,836	46
12	47 A. BASSANI	ITA	Motocorsa Racing	Ducati Panigale V4 R	IND	1'41.198	1'38.234	1'37.610	1'37.610	1.217	0.091	162,684	42
13	60 M. VAN DER MARK	NED	BMW Motorrad WorldSBK Team	BMW M 1000 RR		1'38.542	1'37.808		1'37.808	1.415	0.198	162,355	22
14	53 T. RABAT	ESP	Barni Racing Team	Ducati Panigale V4 R	IND	1'41.678	1'39.198	1'38.037	1'38.037	1.644	0.229	161,976	51
15	94 J. FOLGER	GER	Bonovo MGM Racing	BMW M 1000 RR	IND	1'40.600	1'38.919	1'38.136	1'38.136	1.743	0.099	161,812	33
16	44 L. MAHIAS	FRA	Kawasaki Puccetti Racing	Kawasaki ZX-10RR	IND	1'40.443	1'38.368	1'38.375	1'38.368	1.975	0.232	161,431	33
17	23 C. PONSSON	FRA	Gil Motor Sport-Yamaha	Yamaha YZF R1	IND		1'39.407	1'38.752	1'38.752	2.359	0.384	160,803	34
18	36 L. MERCADO	ARG	MIE Racing Honda Racing	Honda CBR1000 RR-R	IND	1'40.976	1'39.046	1'38.875	1'38.875	2.482	0.123	160,603	36
19	32 I. VINALES	ESP	Orelac Racing VerdNatura	Kawasaki ZX-10RR	IND	1'41.999	1'39.531	1'39.116	1'39.116	2.723	0.241	160,212	35
20	3 K. NOZANE	JPN	GRT Yamaha WorldSBK Team	Yamaha YZF R1	IND	1'42.962	1'39.784	1'39.539	1'39.539	3.146	0.423	159,531	38
21	84 L. CRESSON	BEL	OUTDO TPR Team Pedercini Racing	Kawasaki ZX-10RR	IND	1'43.631	1'40.591	1'39.572	1'39.572	3.179	0.033	159,479	32

04/09/2021

These data/results cannot be reproduced, stored and/or transmitted in whole or in part by any manner of electronic, mechanical, photocopying, recording, broadcasting or otherwise now known or herein after developed without the previous express consent by the copyright owner, except for reproduction in daily press and regular printed publications on sale to the public within 60 days of the event related to those data/results and always provided that copyright symbol appears together as follows below.

© DORNA WSBK ORGANIZATION Srl 2021

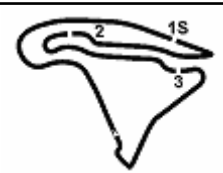
FIKR PERUGIA TIMING



Official Tyre Supplier



Official Timekeeper



Motul French Round, 3-5 September 2021 Best Sectors & Speed Free Practice 3rd Session

BEST LAP		
1	45 S. REDDING	Ducati Panigale V4 R 1'36.393
2	54 T. RAZGATLIOGLU	Yamaha YZF R1 1'36.678
3	31 G. GERLOFF	Yamaha YZF R1 1'36.709
4	1 J. REA	Kawasaki ZX-10RR 1'36.813
5	22 A. LOWES	Kawasaki ZX-10RR 1'37.056
6	55 A. LOCATELLI	Yamaha YZF R1 1'37.108
7	7 C. DAVIES	Ducati Panigale V4 R 1'37.275
8	66 T. SYKES	BMW M 1000 RR 1'37.279
9	91 L. HASLAM	Honda CBR1000 RR-R 1'37.419
10	21 M. RINALDI	Ducati Panigale V4 R 1'37.421
11	19 A. BAUTISTA	Honda CBR1000 RR-R 1'37.519
12	47 A. BASSANI	Ducati Panigale V4 R 1'37.610
13	53 T. RABAT	Ducati Panigale V4 R 1'38.037
14	94 J. FOLGER	BMW M 1000 RR 1'38.136
15	44 L. MAHIAS	Kawasaki ZX-10RR 1'38.375
16	23 C. PONSSON	Yamaha YZF R1 1'38.752
17	36 L. MERCADO	Honda CBR1000 RR-R 1'38.875
18	32 I. VINALES	Kawasaki ZX-10RR 1'39.116
19	3 K. NOZANE	Yamaha YZF R1 1'39.539
20	84 L. CRESSON	Kawasaki ZX-10RR 1'39.572
21	60 M. VAN DER MARK	BMW M 1000 RR

SPEED		
1	19 A. BAUTISTA	Honda CBR1000 RR-R 300,8
2	45 S. REDDING	Ducati Panigale V4 R 299,2
3	7 C. DAVIES	Ducati Panigale V4 R 298,3
4	54 T. RAZGATLIOGLU	Yamaha YZF R1 296,7
5	21 M. RINALDI	Ducati Panigale V4 R 296,7
6	55 A. LOCATELLI	Yamaha YZF R1 296,7
7	94 J. FOLGER	BMW M 1000 RR 295,9
8	22 A. LOWES	Kawasaki ZX-10RR 295,9
9	47 A. BASSANI	Ducati Panigale V4 R 295,1
10	91 L. HASLAM	Honda CBR1000 RR-R 294,3
11	1 J. REA	Kawasaki ZX-10RR 294,3
12	31 G. GERLOFF	Yamaha YZF R1 293,5
13	53 T. RABAT	Ducati Panigale V4 R 293,5
14	23 C. PONSSON	Yamaha YZF R1 291,1
15	66 T. SYKES	BMW M 1000 RR 290,3
16	36 L. MERCADO	Honda CBR1000 RR-R 289,5
17	32 I. VINALES	Kawasaki ZX-10RR 287,2
18	44 L. MAHIAS	Kawasaki ZX-10RR 285,7
19	84 L. CRESSON	Kawasaki ZX-10RR 285,0
20	3 K. NOZANE	Yamaha YZF R1 284,2
21	60 M. VAN DER MARK	BMW M 1000 RR 250,6

SEG. 1		SEG. 2		SEG. 3		SEG. 4	
1	1 J. REA 28.931	1	54 T. RAZGATLIOGLU 20.940	1	45 S. REDDING 21.790	1	45 S. REDDING 24.512
2	7 C. DAVIES 28.934	2	45 S. REDDING 21.047	2	66 T. SYKES 21.837	2	54 T. RAZGATLIOGLU 24.542
3	45 S. REDDING 28.950	3	31 G. GERLOFF 21.064	3	31 G. GERLOFF 21.870	3	1 J. REA 24.633
4	22 A. LOWES 28.958	4	1 J. REA 21.090	4	1 J. REA 21.898	4	22 A. LOWES 24.693
5	31 G. GERLOFF 28.979	5	22 A. LOWES 21.122	5	54 T. RAZGATLIOGLU 21.939	5	55 A. LOCATELLI 24.735
6	21 M. RINALDI 28.998	6	19 A. BAUTISTA 21.187	6	22 A. LOWES 22.000	6	31 G. GERLOFF 24.765
7	91 L. HASLAM 29.020	7	7 C. DAVIES 21.217	7	91 L. HASLAM 22.017	7	66 T. SYKES 24.801
8	55 A. LOCATELLI 29.026	8	55 A. LOCATELLI 21.242	8	21 M. RINALDI 22.024	8	47 A. BASSANI 24.832
9	47 A. BASSANI 29.079	9	47 A. BASSANI 21.263	9	55 A. LOCATELLI 22.037	9	7 C. DAVIES 24.847
10	54 T. RAZGATLIOGLU 29.099	10	91 L. HASLAM 21.297	10	7 C. DAVIES 22.044	10	53 T. RABAT 24.857
11	19 A. BAUTISTA 29.107	11	21 M. RINALDI 21.306	11	94 J. FOLGER 22.053	11	19 A. BAUTISTA 24.887
12	66 T. SYKES 29.231	12	66 T. SYKES 21.350	12	47 A. BASSANI 22.139	12	21 M. RINALDI 24.924
13	44 L. MAHIAS 29.266	13	94 J. FOLGER 21.427	13	19 A. BAUTISTA 22.188	13	91 L. HASLAM 25.021
14	94 J. FOLGER 29.383	14	53 T. RABAT 21.435	14	44 L. MAHIAS 22.241	14	44 L. MAHIAS 25.098
15	53 T. RABAT 29.392	15	36 L. MERCADO 21.476	15	53 T. RABAT 22.299	15	94 J. FOLGER 25.136
16	23 C. PONSSON 29.532	16	23 C. PONSSON 21.532	16	36 L. MERCADO 22.368	16	32 I. VINALES 25.141
17	36 L. MERCADO 29.563	17	3 K. NOZANE 21.592	17	23 C. PONSSON 22.432	17	23 C. PONSSON 25.173
18	3 K. NOZANE 29.643	18	44 L. MAHIAS 21.633	18	32 I. VINALES 22.482	18	3 K. NOZANE 25.210
19	32 I. VINALES 29.742	19	32 I. VINALES 21.686	19	3 K. NOZANE 22.527	19	36 L. MERCADO 25.223
20	84 L. CRESSON 29.814	20	84 L. CRESSON 21.755	20	84 L. CRESSON 22.641	20	84 L. CRESSON 25.301

04/09/2021

These data/results cannot be reproduced, stored and/or transmitted in whole or in part by any manner of electronic, mechanical, photocopying, recording, broadcasting or otherwise now known or herein after developed without the previous express consent by the copyright owner, except for reproduction in daily press and regular printed publications on sale to the public within 60 days of the event related to those data/results and always provided that copyright symbol appears together as follows below.

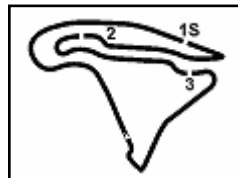
© DORNA WSBK ORGANIZATION Srl 2021

FICR PERUGIA TIMING


Official Tyre Supplier



Official Timekeeper



Magny-Cours 4.411 m

Motul French Round, 3-5 September 2021

Ideal Times Free Practice 3rd Session

No.	Rider	Nat	Bike	Seg. 1	Seg. 2	Seg. 3	Seg. 4	Ideal Time		
				Diff. 1	Diff. 2	Diff. 3	Diff. 4	Best Lap	Pos.	Diff.
1	45 S. REDDING	GBR	Ducati Panigale V4 R	28.950 +0.019	21.047	21.790 +0.075	24.512	1'36.299 1'36.393	1	0.094
2	54 T. RAZGATLIOGLU	TUR	Yamaha YZF R1	29.099 +0.018	20.940	21.939 +0.041	24.542 +0.099	1'36.520 1'36.678	2	0.158
3	1 J. REA	GBR	Kawasaki ZX-10RR	28.931 +0.130	21.090 +0.102	21.898	24.633 +0.029	1'36.552 1'36.813	4	0.261
4	31 G. GERLOFF	USA	Yamaha YZF R1	28.979	21.064 +0.031	21.870	24.765	1'36.678 1'36.709	3	0.031
5	22 A. LOWES	GBR	Kawasaki ZX-10RR	28.958 +0.024	21.122 +0.048	22.000 +0.123	24.693 +0.088	1'36.773 1'37.056	5	0.283
6	55 A. LOCATELLI	ITA	Yamaha YZF R1	29.026	21.242	22.037 +0.041	24.735 +0.027	1'37.040 1'37.108	6	0.068
7	7 C. DAVIES	GBR	Ducati Panigale V4 R	28.934 +0.149	21.217 +0.069	22.044	24.847 +0.015	1'37.042 1'37.275	7	0.233
8	66 T. SYKES	GBR	BMW M 1000 RR	29.231	21.350 +0.060	21.837	24.801	1'37.219 1'37.279	8	0.060
9	21 M. RINALDI	ITA	Ducati Panigale V4 R	28.998 +0.008	21.306 +0.070	22.024	24.924 +0.091	1'37.252 1'37.421	10	0.169
10	47 A. BASSANI	ITA	Ducati Panigale V4 R	29.079 +0.216	21.263 +0.036	22.139	24.832 +0.045	1'37.313 1'37.610	12	0.297
11	91 L. HASLAM	GBR	Honda CBR1000 RR-R	29.020	21.297	22.017 +0.064	25.021	1'37.355 1'37.419	9	0.064
12	19 A. BAUTISTA	ESP	Honda CBR1000 RR-R	29.107 +0.057	21.187	22.188	24.887 +0.093	1'37.369 1'37.519	11	0.150
13	53 T. RABAT	ESP	Ducati Panigale V4 R	29.392 +0.054	21.435	22.299	24.857	1'37.983 1'38.037	13	0.054
14	94 J. FOLGER	GER	BMW M 1000 RR	29.383 +0.089	21.427 +0.029	22.053 +0.019	25.136	1'37.999 1'38.136	14	0.137
15	44 L. MAHIAS	FRA	Kawasaki ZX-10RR	29.266 +0.045	21.633 +0.009	22.241 +0.083	25.098	1'38.238 1'38.375	15	0.137
16	36 L. MERCADO	ARG	Honda CBR1000 RR-R	29.563 +0.245	21.476	22.368	25.223	1'38.630 1'38.875	17	0.245
17	23 C. PONSSON	FRA	Yamaha YZF R1	29.532	21.532	22.432 +0.007	25.173 +0.076	1'38.669 1'38.752	16	0.083
18	3 K. NOZANE	JPN	Yamaha YZF R1	29.643 +0.242	21.592 +0.139	22.527 +0.141	25.210 +0.045	1'38.972 1'39.539	19	0.567
19	32 I. VINALES	ESP	Kawasaki ZX-10RR	29.742 +0.025	21.686	22.482	25.141 +0.040	1'39.051 1'39.116	18	0.065
20	84 L. CRESSON	BEL	Kawasaki ZX-10RR	29.814	21.755 +0.061	22.641	25.301	1'39.511 1'39.572	20	0.061
	60 M. VAN DER MARK	NED	BMW M 1000 RR							
Overall Ideal Time				28.931	20.940	21.790	24.512	1'36.173		

04/09/2021

These data/results cannot be reproduced, stored and/or transmitted in whole or in part by any manner of electronic, mechanical, photocopying, recording, broadcasting or otherwise now known or herein after developed without the previous express consent by the copyright owner, except for reproduction in daily press and regular printed publications on sale to the public within 60 days of the event related to those data/results and always provided that copyright symbol appears together as follows below.

© DORNA WSBK ORGANIZATION Srl 2021

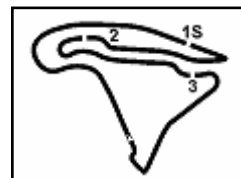
FICR PERUGIA TIMING



Official Tyre Supplier



Official Timekeeper



Motul French Round, 3-5 September 2021 Chronological Analysis Free Practice 3rd Session

Magny-Cours 4.411 m

1 / 3

1° 45 S. REDDING (1'36.393)

Lap	Seg.1	Seg.2	Seg.3	Seg.4	Lap Time	km/h	Local Time
1		23.635	23.700	26.186	235,3	9:02'05.355	
2	29.685	21.637	22.425	24.932	1'38.679	293,5	9:03'44.034
3	29.356	21.414	22.348	24.786	1'37.904	295,9	9:05'21.938
4	29.114	21.265	22.314	24.853	1'37.546	291,9	9:06'59.484
5	29.682	21.771	22.215	24.821	1'38.489	267,3	9:08'37.973
6	29.228	21.268	22.122	24.863	1'37.481	294,3	9:10'15.454
7	29.128	21.343	22.070	24.798	1'37.339	295,1	9:11'52.793
8	29.588	21.553	22.542	25.176	1'38.859	293,5	9:13'31.652
9	29.320	21.419	22.158	24.886	1'37.783	294,3	9:15'09.435
10	29.250	21.416	22.102	24.929	1'37.697	295,1	9:16'47.132
11	29.322	21.340	22.031	24.833	1'37.526	295,1	9:18'24.658
12	29.265	21.187	21.947	24.689	1'37.088	295,9	9:20'01.746
13	29.261	22.772	22.744	27.113	1'41.890P	297,5	9:21'43.636
14	3'32.769	25.938	23.572	25.642	4'47.921P	275,5	9:26'31.557
15	29.239	21.153	21.973	24.622	1'36.987	298,3	9:28'08.544
16	28.969	21.047	21.865	24.512	1'36.393	297,5	9:29'44.937
17	28.950	21.068	21.790	24.606	1'36.414	299,2	9:31'21.351

6	29.308	21.303	21.944	24.770	1'37.325	291,1	9:09'53.842
7	29.209	21.090	21.938	24.767	1'37.004	291,9	9:11'30.846
8	29.277	21.130	21.997	24.827	1'37.231	292,7	9:13'08.077
9	29.210	21.180	22.143	24.886	1'37.419	294,3	9:14'45.496
10	29.200	21.216	22.112	24.848	1'37.376	292,7	9:16'22.872
11	30.697	22.771	22.966	27.160	1'43.594P	278,4	9:18'06.466
12	4'53.801	24.250	22.803	29.124	6'09.978P	288,8	9:24'16.444
13	29.086	21.595	21.945	24.633	1'37.259	294,3	9:25'53.703
14	28.931	21.325	21.971	24.690	1'36.917	294,3	9:27'30.620
15	29.061	21.192	21.898	24.662	1'36.813	293,5	9:29'07.433
16	29.147	21.239	21.916	24.781	1'37.083	291,1	9:30'44.516

5° 22 A. LOWES (1'37.056)

Lap	Seg.1	Seg.2	Seg.3	Seg.4	Lap Time	km/h	Local Time
1		24.314	22.847	26.418	239,5	9:01'48.165	
2	29.135	21.531	22.216	24.778	1'37.660	278,4	9:03'25.825
3	29.173	21.270	22.366	25.012	1'37.821	288,8	9:05'03.646
4	28.982	21.170	22.123	24.781	1'37.056	290,3	9:06'40.702
5	28.958	21.347	22.041	24.797	1'37.143	292,7	9:08'17.845
6	29.024	21.323	22.053	24.811	1'37.211	295,9	9:09'55.056
7	28.982	21.122	22.079	24.919	1'37.102	293,5	9:11'32.158
8	33.438	24.128	24.899	29.284	1'51.749P	267,3	9:13'23.907
9	4'22.896	22.201	22.642	26.094	5'33.833P	273,4	9:18'57.740
10	29.500	21.249	22.249	25.017	1'38.015	291,9	9:20'35.755
11	29.163	21.193	22.034	24.853	1'37.243C	294,3	9:22'12.998
12	29.152	21.227	22.090	24.798	1'37.267	291,9	9:23'50.265
13	29.168	21.210	22.076	24.693	1'37.147	290,3	9:25'27.412
14	29.066	21.167	22.000	24.971	1'37.204	293,5	9:27'04.616
15	29.493	21.379	23.144	28.515	1'42.531C	291,9	9:28'47.147
16	29.175	21.404	22.057	24.878	1'37.514	291,9	9:30'24.661

6° 55 A. LOCATELLI (1'37.108)

Lap	Seg.1	Seg.2	Seg.3	Seg.4	Lap Time	km/h	Local Time
1		22.687	22.917	25.811	257,8	9:02'30.592	
2	29.492	21.514	22.356	24.963	1'38.325	287,2	9:04'08.917
3	29.113	21.509	22.080	24.735	1'37.437	285,7	9:05'46.354
4	29.054	21.250	22.119	24.755	1'37.178	291,9	9:07'23.532
5	29.239	24.779	22.485	26.764	1'43.267	283,5	9:09'06.799
6	29.104	21.477	22.079	25.159	1'37.819	287,2	9:10'44.618
7	29.106	21.304	22.275	25.107	1'37.792	291,9	9:12'22.410
8	29.098	21.443	22.148	25.179	1'37.868	288,8	9:14'00.278
9	29.384	21.518	22.451	27.532	1'40.885P	295,1	9:15'41.163
10	6'12.996	23.638	24.454	26.818	7'27.906P	273,4	9:23'09.069
11	29.170	21.509	22.037	24.834	1'37.550	288,0	9:24'46.619
12	29.026	21.242	22.078	24.762	1'37.108	291,1	9:26'23.727
13	29.123	24.190	22.554	25.121	1'40.988	296,7	9:28'04.715
14	29.148	21.266	22.051	24.977	1'37.442	290,3	9:29'42.157
15	29.223	21.277	22.091	24.893	1'37.484	293,5	9:31'19.641

7° 7 C. DAVIES (1'37.275)

Lap	Seg.1	Seg.2	Seg.3	Seg.4	Lap Time	km/h	Local Time
1		23.407	22.989	31.740	227,4	9:02'32.606	
2	29.634	21.340	22.289	24.910	1'38.173	294,3	9:04'10.779
3	29.083	21.286	22.044	24.862	1'37.275	298,3	9:05'48.054
4	29.185	22.192	22.069	25.005	1'38.451	297,5	9:07'26.505
5	29.129	21.288	22.101	26.440	1'38.958	293,5	9:09'05.463
6	28.934	21.568	22.149	24.847	1'37.498	297,5	9:10'42.961
7	29.223	21.961	25.377	29.319	1'45.880P	297,5	9:12'28.841
8	5'26.461	22.810	22.881	25.737	6'37.889P	260,9	9:19'06.730
9	29.610	21.386	22.192	24.983	1'38.171	293,5	9:20'44.901
10	29.462	21.471	22.288	24.953	1'38.174	296,7	9:22'23.075
11	29.356	21.324	22.154	25.006	1'37.840	292,7	9:24'00.915
12	29.320	22.887	29.412	25.817	1'47.436C	296,7	9:25'48.351

2° 54 T. RAZGATLIOGLU (1'36.678)

Lap	Seg.1	Seg.2	Seg.3	Seg.4	Lap Time	km/h	Local Time
1		22.353	22.817	25.330	279,1	9:02'28.375	
2	29.475	21.344	22.369	24.927	1'38.115	293,5	9:04'06.490
3	31.155	22.288	22.241	26.597	1'42.281	225,5	9:05'48.771
4	29.099	21.157	22.206	24.759	1'37.221	296,7	9:07'25.992
5	29.315	21.184	22.134	26.213	1'38.846	294,3	9:09'04.838
6	30.267	21.348	22.311	25.053	1'38.979	277,6	9:10'43.817
7	29.231	21.142	22.151	24.854	1'37.378	295,9	9:12'21.195
8	29.306	21.167	22.077	29.173	1'41.723P	295,9	9:14'02.918
9	4'41.524	22.521	22.780	25.479	5'52.304P	272,0	9:19'55.222
10	29.169	21.031	21.971	24.542	1'36.713	294,3	9:21'31.935
11	29.117	20.940	21.980	24.641	1'36.678	294,3	9:23'08.613
12	29.164	21.104	21.962	24.649	1'36.879	293,5	9:24'45.492
13	29.182	21.122	21.939	24.662	1'36.905	293,5	9:26'22.397
14	31.440	22.520	24.593	25.311	1'43.864	284,2	9:28'06.261
15	32.148	21.411	22.073	24.694	1'40.326	256,5	9:29'46.587
16	29.358	21.447	22.737	28.014	1'41.556P	294,3	9:31'28.143

3° 31 G. GERLOFF (1'36.709)

Lap	Seg.1	Seg.2	Seg.3	Seg.4	Lap Time	km/h	Local Time
1		23.503	23.827	29.214	244,9	9:01'55.697	
2	43.544	22.119	22.683	27.234	1'55.580P	286,5	9:03'51.277
3	29.331	21.426	22.377	25.213	1'38.347	291,9	9:05'29.624
4	29.112	21.326	22.395	24.908	1'37.741	288,0	9:07'07.365
5	29.105	21.273	22.245	54.964	2'07.587P	291,1	9:09'14.952
6	5'00.686	21.692	29.453	25.311	6'17.142P	285,7	9:15'32.094
7	29.479	21.927	22.538	25.144	1'39.088	288,0	9:17'11.182
8	29.243	21.308	22.246	24.976	1'37.773	291,9	9:18'48.955
9	29.515	21.064	22.357	24.999	1'37.935	291,9	9:20'26.890
10	29.491	21.606	22.539	27.542	1'41.178P	288,0	9:22'08.068
11	2'42.933	21.800	22.973	25.646	3'53.352P	284,2	9:26'01.420
12	29.042	21.266	21.956	24.823	1'37.087	292,7	9:27'38.507
13	28.979	21.095	21.870	24.765	1'36.709	293,5	9:29'15.216
14	29.188	21.255	22.145	24.877	1'37.465	292,7	9:30'52.681

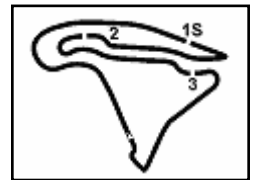
4° 1 J. REA (1'36.813)

Lap	Seg.1	Seg.2	Seg.3	Seg.4	Lap Time	km/h	Local Time
1		22.994	23.462	26.137	251,2	9:01'46.867	
2	29.293	21.372	22.050	24.797	1'37.512	290,3	9:03'24.379
3	29.144	21.165	22.022	25.032	1'37.363	291,1	9:05'01.742
4	29.315	21.357	22.026	24.790	1'37.488	292,7	9:06'39.230
5	29.085	21.128	22.194	24.880	1'37.287	292,7	9:08'16.517

04/09/2021 P = Pits In/Out - C = Lap Time Cancelled

These data/results cannot be reproduced, stored and/or transmitted in whole or in part by any manner of electronic, mechanical, photocopying, recording, broadcasting or otherwise now known or herein after developed without the previous express consent by the copyright owner, except for reproduction in daily press and regular printed publications on sale to the public within 60 days of the event related to those data/results and always provided that copyright symbol appears together as follows below.

© DORNA WSBK ORGANIZATION Srl 2021



Motul French Round, 3-5 September 2021 Chronological Analysis Free Practice 3rd Session

Magny-Cours 4.411 m

2 / 3

13	29.534	21.252	22.363	25.027	1'38.176	297,5	9:27'26.527
14	29.272	22.839	31.371	36.459	1'59.941C	297,5	9:29'26.468
15	29.496	21.217	22.045	24.981	1'37.739	296,7	9:31'04.207

10	29.595					21.586	22.599	28.400	1'42.180P	293,5	9:16'56.909
11	5'58.183					22.215	22.603	24.974	7'07.975P	270,7	9:24'04.884
12	29.254					21.351	22.314	24.887	1'37.806	294,3	9:25'42.690
13	29.164					21.187	22.188	24.980	1'37.519	298,3	9:27'20.209
14	29.107					21.275	22.278	25.189	1'37.849	300,0	9:28'58.058
15	29.251					21.330	24.702	25.130	1'40.413	300,8	9:30'38.471

8° 66 T. SYKES (1'37.279)							
Lap	Seg.1	Seg.2	Seg.3	Seg.4	Lap Time	km/h	Local Time
1		25.248	23.720	29.942		219,1	9:04'23.938
2	2'47.928	23.082	22.993	31.367	4'05.370P	260,9	9:08'29.308
3	29.244	21.760	21.994	25.008	1'38.006	285,7	9:10'07.314
4	29.231	21.410	21.837	24.801	1'37.279	285,7	9:11'44.593
5	29.245	21.350	22.027	25.024	1'37.646	289,5	9:13'22.239
6	30.237	23.324	22.897	27.287	1'43.745P	267,3	9:15'05.984
7	7'45.572	29.016	22.722	30.660	9'07.970P	261,5	9:24'13.954
8	29.363	21.548	21.954	25.004	1'37.869	289,5	9:25'51.823
9	29.255	21.445	22.055	35.302	1'48.057	290,3	9:27'39.880
10	29.395	21.383	22.087	24.829	1'37.694	286,5	9:29'17.574
11	29.423	21.424	21.989	24.842	1'37.678	279,8	9:30'55.252

12° 47 A. BASSANI (1'37.610)							
Lap	Seg.1	Seg.2	Seg.3	Seg.4	Lap Time	km/h	Local Time
1		23.405	23.261	26.991		223,6	9:02'28.845
2	29.390	21.538	22.420	25.122	1'38.470	288,8	9:04'07.315
3	29.217	21.474	22.405	24.948	1'38.044	290,3	9:05'45.359
4	29.183	21.389	22.279	24.832	1'37.683	291,9	9:07'23.042
5	29.079	21.334	22.286	25.589	1'38.288	290,3	9:09'01.330
6	29.423	21.450	22.435	25.114	1'38.422	289,5	9:10'39.752
7	29.224	21.263	22.299	25.107	1'37.893	293,5	9:12'17.645
8	30.610	22.038	24.079	28.810	1'45.537P	267,3	9:14'03.182
9	6'23.807	22.618	23.330	25.341	7'35.096P	286,5	9:21'38.278
10	29.295	21.299	22.139	24.877	1'37.610	291,1	9:23'15.888
11	29.257	21.314	22.218	24.849	1'37.638	295,1	9:24'53.526
12	30.792	22.062	23.356	25.396	1'41.606	282,7	9:26'35.132
13	29.345	21.286	22.441	24.866	1'37.938	295,1	9:28'13.070
14	29.209	21.321	22.413	24.885	1'37.828	290,3	9:29'50.898
15	29.402	21.498	22.277	24.974	1'38.151	291,9	9:31'29.049

9° 91 L. HASLAM (1'37.419)							
Lap	Seg.1	Seg.2	Seg.3	Seg.4	Lap Time	km/h	Local Time
1		23.289	23.586	26.419		251,7	9:01'47.482
2	29.302	21.736	22.398	25.366	1'38.802	282,0	9:03'26.284
3	29.129	21.504	22.203	25.041	1'37.877	286,5	9:05'04.161
4	29.094	21.327	22.255	25.109	1'37.785	285,7	9:06'41.946
5	29.381	24.458	23.364	31.234	1'48.437P	292,7	9:08'30.383
6	6'30.951	23.988	23.902	27.664	7'46.505P	248,8	9:16'16.888
7	29.416	22.985	27.158	29.600	1'49.159C	291,1	9:18'06.047
8	29.250	21.554	25.476	28.771	1'45.051	294,3	9:19'51.098
9	30.679	21.724	22.850	26.212	1'41.465	277,6	9:21'32.563
10	29.020	21.297	22.081	25.021	1'37.419	292,7	9:23'09.982
11	29.188	21.450	22.273	25.166	1'38.077	279,1	9:24'48.059
12	29.162	21.778	27.486	25.825	1'44.251	294,3	9:26'32.310
13	29.154	21.550	22.017	25.062	1'37.783	288,8	9:28'10.093
14	29.372	21.554	22.177	25.137	1'38.240	292,7	9:29'48.333
15	29.264	21.521	22.233	25.250	1'38.268	288,0	9:31'26.601

13° 53 T. RABAT (1'38.037)							
Lap	Seg.1	Seg.2	Seg.3	Seg.4	Lap Time	km/h	Local Time
1		23.480	23.538	28.202		246,0	9:01'49.696
2	2'29.017	22.709	24.871	25.688	3'42.285P	270,0	9:05'31.981
3	29.848	22.136	22.887	25.491	1'40.362	282,0	9:07'12.343
4	29.708	21.988	22.904	26.946	1'41.546	288,0	9:08'53.889
5	29.714	22.751	22.914	25.741	1'41.120	293,5	9:10'35.009
6	29.804	22.287	22.811	25.318	1'40.220	282,0	9:12'15.229
7	29.816	21.740	22.596	25.489	1'39.641	290,3	9:13'54.870
8	29.607	24.110	24.001	27.254	1'44.972	287,2	9:15'39.842
9	29.906	22.062	22.627	27.190	1'41.785P	285,0	9:17'21.627
10	3'23.472	24.153	22.897	25.726	4'36.248P	226,9	9:21'57.875
11	29.614	21.586	22.697	25.199	1'39.096	287,2	9:23'36.971
12	29.528	21.682	22.439	25.081	1'38.730	288,0	9:25'15.701
13	29.392	21.527	22.321	24.903	1'38.143	284,2	9:26'53.844
14	32.918	26.394	22.994	31.444	1'53.750	244,3	9:28'47.594
15	29.446	21.435	22.299	24.857	1'38.037	282,7	9:30'25.631

10° 21 M. RINALDI (1'37.421)							
Lap	Seg.1	Seg.2	Seg.3	Seg.4	Lap Time	km/h	Local Time
1		27.696	24.026	28.359		232,8	9:02'42.364
2	29.381	21.733	22.553	25.212	1'38.879	287,2	9:04'21.243
3	29.241	21.437	22.189	24.924	1'37.791	291,1	9:05'59.034
4	28.998	21.395	22.237	25.037	1'37.667	296,7	9:07'36.701
5	29.167	21.527	22.268	25.075	1'38.037	290,3	9:09'14.738
6	29.106	21.306	22.089	24.937	1'37.438	295,1	9:10'52.176
7	31.086	23.134	23.370	29.244	1'46.834P	251,7	9:12'39.010
8	7'44.336	28.105	26.010	25.876	9'04.327P	274,8	9:21'43.337
9	29.325	21.654	23.525	27.120	1'41.624C	284,2	9:23'24.961
10	29.289	21.858	22.689	27.303	1'41.139P	293,5	9:25'06.100
11	1'59.257	22.177	22.977	25.046	3'09.457P	272,7	9:28'15.557
12	29.052	21.354	22.716	25.169	1'38.291C	295,9	9:29'53.848
13	29.006	21.376	22.024	25.015	1'37.421	289,5	9:31'31.269

14° 94 J. FOLGER (1'38.136)							
Lap	Seg.1	Seg.2	Seg.3	Seg.4	Lap Time	km/h	Local Time
1		23.984	24.283	27.758		238,9	9:02'39.294
2	29.966	23.043	25.091	27.001	1'45.101	276,9	9:04'24.395
3	29.482	21.639	22.255	25.379	1'38.755	295,9	9:06'03.150
4	29.383	21.587	22.274	25.186	1'38.430	287,2	9:07'41.580
5	29.480	27.109	23.727	26.778	1'47.094	285,7	9:09'28.674
6	29.503	21.533	22.150	25.470	1'38.656	290,3	9:11'07.330
7	29.472	21.456	22.072	25.136	1'38.136	291,9	9:12'45.466
8	31.021	23.179	23.600	29.769	1'47.569P	264,1	9:14'33.035
9	7'35.576	22.862	23.245	32.282	8'53.965P	252,3	9:23'27.000
10	29.582	21.946	22.782	25.344	1'39.654	278,4	9:25'06.654
11	29.457	21.427	22.053	25.221	1'38.158	293,5	9:26'44.812
12	36.703	22.983	22.556	26.415	1'48.657	269,3	9:28'33.469
13	29.511	23.291	22.268	25.288	1'40.358	295,9	9:30'13.827

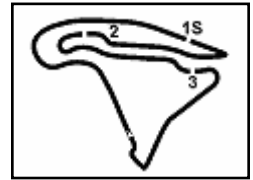
11° 19 A. BAUTISTA (1'37.519)							
Lap	Seg.1	Seg.2	Seg.3	Seg.4	Lap Time	km/h	Local Time
1		23.784	23.782	26.597		256,5	9:01'58.879
2	29.614	21.770	22.868	25.577	1'39.829	286,5	9:03'38.708
3	29.468	23.788	22.573	26.372	1'42.201	300,0	9:05'20.909
4	29.433	21.633	22.830	25.336	1'39.232	293,5	9:07'00.141
5	29.482	21.845	22.492	25.257	1'39.076	288,8	9:08'39.217
6	29.356	21.471	22.514	25.263	1'38.604	296,7	9:10'17.821
7	29.387	21.532	22.494	25.142	1'38.555	293,5	9:11'56.376
8	29.355	21.794	22.475	25.223	1'38.847	290,3	9:13'35.223
9	29.292	21.720	22.878	25.616	1'39.506C	296,7	9:15'14.729

15° 44 L. MAHIAS (1'38.375)							
Lap	Seg.1	Seg.2	Seg.3	Seg.4	Lap Time	km/h	Local Time
1		23.669	23.706	26.518		252,9	9:01'53.239
2	29.442	25.482	23.734	25.533	1'44.191	255,3	9:03'37.430

04/09/2021 P = Pits In/Out - C = Lap Time Cancelled

These data/results cannot be reproduced, stored and/or transmitted in whole or in part by any manner of electronic, mechanical, photocopying, recording, broadcasting or otherwise now known or herein after developed without the previous express consent by the copyright owner, except for reproduction in daily press and regular printed publications on sale to the public within 60 days of the event related to those data/results and always provided that copyright symbol appears together as follows below.

© DORNA WSBK ORGANIZATION Srl 2021



Magny-Cours 4.411 m

Motul French Round, 3-5 September 2021 Chronological Analysis Free Practice 3rd Session

3 / 3

Lap	Seg.1	Seg.2	Seg.3	Seg.4	Lap Time	km/h	Local Time
3	29.266	21.775	22.320	25.221	1'38.582	285,7	9:05'16.012
4	29.495	21.633	22.393	25.201	1'38.722	280,5	9:06'54.734
5	29.574	21.812	22.241	25.336	1'38.963	278,4	9:08'33.697
6	29.770	22.570	25.136	25.174	1'42.650	276,9	9:10'16.347
7	29.311	21.642	22.324	25.098	1'38.375	276,9	9:11'54.722
8	30.620	24.018	24.316	29.859	1'48.813P	266,0	9:13'43.535
9	4'47.608	23.914	26.146	25.759	6'03.427P	263,4	9:19'46.962
10	29.942	21.880	22.534	25.501	1'39.857	280,5	9:21'26.819
11	29.925	21.795	23.245	27.734	1'42.699	276,9	9:23'09.518
12	29.604	21.831	22.320	25.351	1'39.106	278,4	9:24'48.624
13	29.774	21.736	22.692	25.533	1'39.735	276,9	9:26'28.359
14	30.017	30.540	24.836	30.402	1'55.795P	279,8	9:28'24.154

19° 3 K. NOZANE (1'39.539)							
Lap	Seg.1	Seg.2	Seg.3	Seg.4	Lap Time	km/h	Local Time
1		24.026	24.339	26.283		236,8	9:02'05.646
2	30.084	21.968	22.827	25.333	1'40.212	277,6	9:03'45.858
3	29.875	21.878	22.782	25.304	1'39.839	278,4	9:05'25.697
4	29.885	21.731	22.668	25.255	1'39.539	274,1	9:07'05.236
5	29.755	21.966	22.844	25.501	2'11.066P	277,6	9:09'16.302
6	11'06.887	23.801	23.039	25.278	12'19.005P	265,4	9:21'35.307
7	29.920	21.592	22.527	31.718	1'45.757	282,0	9:23'21.064
8	34.213	24.451	22.578	25.210	1'46.452	250,0	9:25'07.516
9	29.643	23.575	26.390	36.765	1'56.373CP	284,2	9:27'03.889

16° 23 C. PONSSON (1'38.752)							
Lap	Seg.1	Seg.2	Seg.3	Seg.4	Lap Time	km/h	Local Time
1		24.154	23.617	30.621		237,4	9:01'53.999
2	29.870	22.484	22.816	25.847	1'41.017	270,7	9:03'35.016
3	29.836	24.409	22.622	25.615	1'42.482	282,7	9:05'17.498
4	29.604	21.746	22.501	25.472	1'39.323	288,0	9:06'56.821
5	34.100	23.479	24.262	29.215	1'51.056	279,1	9:08'47.877
6	31.619	23.729	23.150	25.959	1'44.457	244,9	9:10'32.334
7	29.776	21.699	22.490	25.330	1'39.295	288,8	9:12'11.629
8	29.741	21.850	22.646	25.409	1'39.646	287,2	9:13'51.275
9	29.858	21.597	22.730	25.455	1'39.640	286,5	9:15'30.915
10	31.811	22.570	23.838	27.875	1'46.094P	280,5	9:17'17.009
11	6'34.612	23.855	24.468	28.428	7'51.363P	270,0	9:25'08.372
12	29.532	21.532	22.439	25.249	1'38.752	291,1	9:26'47.124
13	29.607	23.157	23.140	25.454	1'41.358	291,1	9:28'28.482
14	29.729	21.756	22.432	25.173	1'39.090	288,8	9:30'07.572

20° 84 L. CRESSON (1'39.572)							
Lap	Seg.1	Seg.2	Seg.3	Seg.4	Lap Time	km/h	Local Time
1		25.008	23.630	28.461		244,3	9:01'52.001
2	30.470	26.742	23.614	25.639	1'46.465	268,0	9:03'38.466
3	29.957	22.161	22.732	25.516	1'40.366	282,7	9:05'18.832
4	29.814	21.816	22.641	25.301	1'39.572	282,7	9:06'58.404
5	30.138	23.736	23.109	32.525	1'49.508CP	282,7	9:08'47.912
6	7'15.605	23.789	23.257	25.640	8'28.291CP	278,4	9:17'16.203
7	30.116	22.067	23.331	26.706	1'42.220C	282,0	9:18'58.423
8	30.546	21.755	22.867	25.692	1'40.860	282,0	9:20'39.283
9	30.177	23.354	26.222	25.491	1'45.244	284,2	9:22'24.527
10	30.180	24.632	23.007	25.651	1'43.470	280,5	9:24'07.997
11	30.063	30.247	28.028	25.853	1'54.191	282,7	9:26'02.188
12	30.075	24.429	24.181	27.713	1'46.398CP	285,0	9:27'48.586

21° 60 M. VAN DER MARK							
Lap	Seg.1	Seg.2	Seg.3	Seg.4	Lap Time	km/h	Local Time
1		24.544	30.320	35.625	C	250,6	9:02'05.032

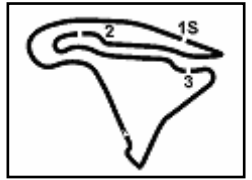
17° 36 L. MERCADO (1'38.875)							
Lap	Seg.1	Seg.2	Seg.3	Seg.4	Lap Time	km/h	Local Time
1		24.280	23.746	26.768		224,5	9:01'51.558
2	30.784	26.692	25.250	25.721	1'48.447	267,3	9:03'40.005
3	29.776	21.777	22.539	25.306	1'39.398	285,0	9:05'19.403
4	29.563	21.886	22.649	25.311	1'39.409	276,9	9:06'58.812
5	33.320	23.310	26.054	28.524	1'51.208	271,4	9:08'50.020
6	29.659	21.633	22.536	25.283	1'39.111	289,5	9:10'29.131
7	29.808	21.476	22.368	25.223	1'38.875	288,0	9:12'08.006
8	29.923	21.660	22.765	29.182	1'43.530P	285,7	9:13'51.536
9	7'09.650	22.569	25.316	25.644	8'23.179P	277,6	9:22'14.715
10	29.980	21.856	22.627	25.338	1'39.801	286,5	9:23'54.516
11	30.219	21.865	22.684	25.490	1'40.258	285,7	9:25'34.774
12	30.318	25.770	25.376	26.287	1'47.751	286,5	9:27'22.525
13	30.962	22.066	23.288	29.040	1'45.356P	279,8	9:29'07.881

18° 32 I. VINALES (1'39.116)							
Lap	Seg.1	Seg.2	Seg.3	Seg.4	Lap Time	km/h	Local Time
1		24.783	24.001	28.358		232,8	9:01'53.705
2	29.890	22.281	22.947	25.716	1'40.834	272,0	9:03'34.539
3	30.314	24.856	22.859	25.875	1'43.904	279,1	9:05'18.443
4	29.806	21.871	22.500	25.141	1'39.318	283,5	9:06'57.761
5	31.018	26.383	25.662	27.894	1'50.957	264,7	9:08'48.718
6	30.101	25.045	25.915	25.785	1'46.846	282,0	9:10'35.564
7	29.806	22.014	22.883	26.159	1'40.862	273,4	9:12'16.426
8	29.767	21.686	22.482	25.181	1'39.116	287,2	9:13'55.542
9	29.742	23.739	25.274	28.311	1'47.066P	284,2	9:15'42.608
10	8'42.602	22.419	22.923	25.646	9'53.590P	262,8	9:25'36.198
11	30.136	38.964	22.875	25.642	1'57.617	287,2	9:27'33.815
12	30.095	22.227	22.821	25.446	1'40.589	281,3	9:29'14.404
13	30.173	21.904	22.644	25.174	1'39.895	268,7	9:30'54.299

04/09/2021 P = Pits In/Out - C = Lap Time Cancelled

These data/results cannot be reproduced, stored and/or transmitted in whole or in part by any manner of electronic, mechanical, photocopying, recording, broadcasting or otherwise now known or herein after developed without the previous express consent by the copyright owner, except for reproduction in daily press and regular printed publications on sale to the public within 60 days of the event related to those data/results and always provided that copyright symbol appears together as follows below.

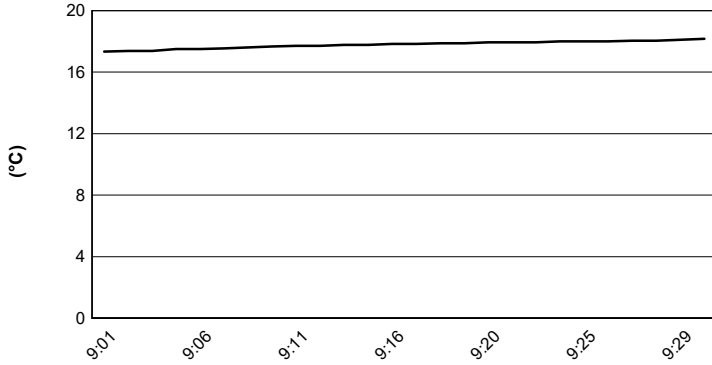
© DORNA WSBK ORGANIZATION Srl 2021



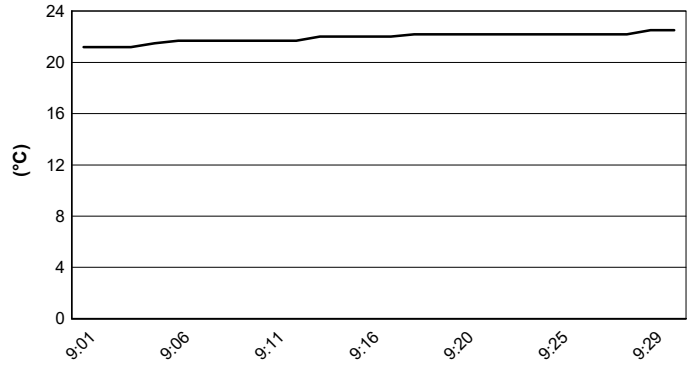
Magny-Cours 4.411 m

Motul French Round, 3-5 September 2021
Weather Report Free Practice 3rd Session
 Session started 09:00 - Session ended 9:31

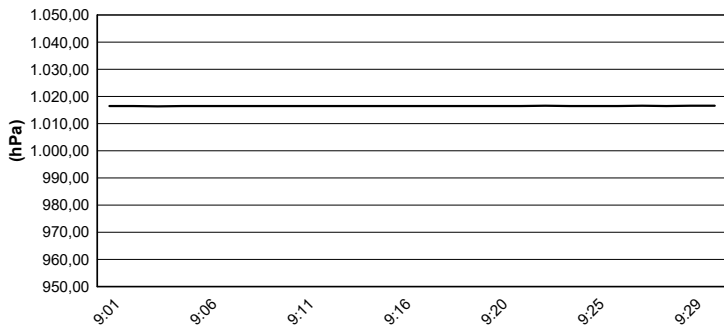
Air Temperature



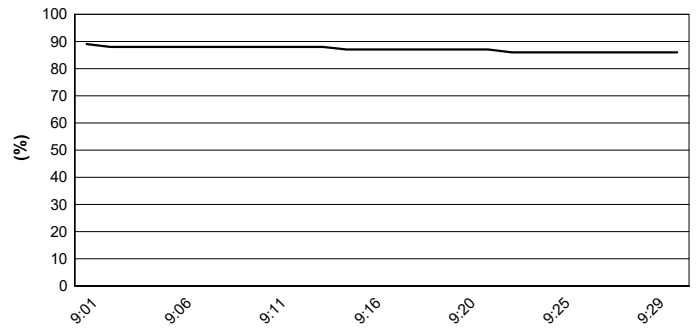
Track Temperature



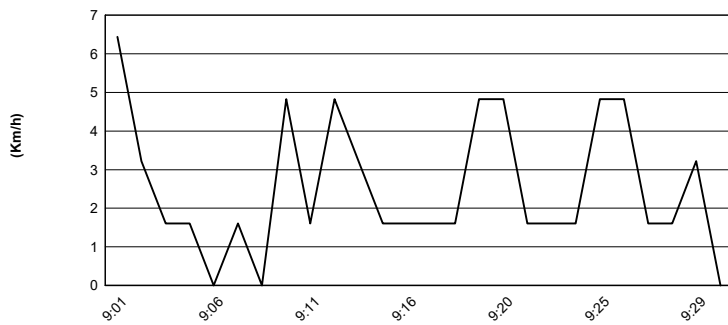
Air Pressure



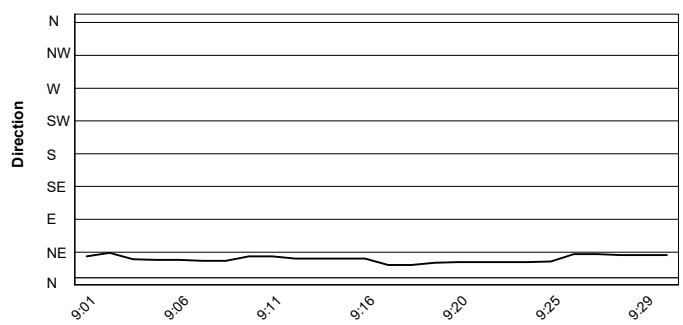
Humidity



Wind Speed



Wind Direction



04/09/2021

These data/results cannot be reproduced, stored and/or transmitted in whole or in part by any manner of electronic, mechanical, photocopying, recording, broadcasting or otherwise now known or herein after developed without the previous express consent by the copyright owner, except for reproduction in daily press and regular printed publications on sale to the public within 60 days of the event related to those data/results and always provided that copyright symbol appears together as follows below.

© DORNA WSBK ORGANIZATION Srl 2021



Official Tyre Supplier



Official Timekeeper